Colonial Pipeline Company

**Jeff D. Morrison**
**Environmental Program Manager**

January 30, 2022

To: Dan Bowser, et al.

Re: **Colonial Pipeline SR 2448/Pipeline ROW**
**Incident Number 95827**
**Huntersville, North Carolina**

Dear Dan,

Colonial Pipeline Company (Colonial) is pleased to transmit the required Monthly Monitoring Report for January 2022 regarding the above-referenced incident. This report was prepared in conjunction with Apex Engineering, PC.

As discussed during briefings, Colonial continues to perform assessment and product recovery activities.

If you have any questions or require additional information, please contact either John Wyatt at 423.713.7568 / jmwyatt@colpipe.com or myself at 770.819.3566 / jmorrison@colpipe.com.

Respectfully,

Jeff D. Morrison
Environmental Program Manager

APEX

# Monthly Monitoring Report
# SR 2448 / Pipeline Right of Way
# Incident Number 95827

**Huntersville, Mecklenburg County, North Carolina 28078**

**January 30, 2022**

**Apex Job No.: COL054-0314051-21000948**

**Prepared for:**

**Mr. John Wyatt**
**4295 Cromwell Rd. #311**
**Chattanooga, Tennessee 37421**

**Prepared by:**

**Apex Companies, LLC**
**(dba Maryland Apex Engineering, PC)**
**5900 Northwoods Business Parkway, Suite 5900-O**
**Charlotte, North Carolina 28269**

**Prepared By:**

Andrew Street, CHMM, RSM
Senior Project Manager

**Reviewed By:**

Tom Naumann, PG
Senior Scientist
NC License No. 2405

NORTH CAROLINA LICENSED SEAL 2405 GEOLOGIST THOMAS EDWARD NAUMANN 1/30/22

Matt Gorman, PE
Program Manager
NC License No. 041588

## *Table of Contents*

**1.0 INTRODUCTION ..... 1**
1.1 Site History And Characterization ..... 1
**2.0 SOIL SAMPLING ACTIVITIES AND RESULTS ..... 1**
**3.0 WELL GAUGING ACTIVITIES ..... 2**
**4.0 GROUNDWATER INVESTIGATION ACTIVITIES AND RESULTS ..... 2**
**5.0 SOIL VAPOR INVESTIGATION ACTIVITIES AND RESULTS ..... 3**
**6.0 SURFACE WATER INVESTIGATION ACTIVITIES AND RESULTS ..... 3**
**7.0 REMEDIATION ACTIVITIES SUMMARY ..... 3**
7.1 Air Sparge and Soil Vapor Extraction System ..... 3
7.2 Free Product Recovery Activities ..... 3
**8.0 WASTE DISPOSAL ACTIVITIES ..... 4**
**9.0 CONCLUSIONS ..... 4**

***Figures***

Figure 1 Site Location Map
Figure 2 Site Plan
Figure 3 Potential Receptor Map
Figure 4 Pipeline Excavation and Delineation Soil Sampling Results
Figure 5 Groundwater Potentiometric Surface Map – Surficial Unit
Figure 6 Groundwater Potentiometric Surface Map – Bedrock Unit
Figure 7 Free Product Distribution Map
Figure 8 Monitoring Well Sampling Results
Figure 9A Benzene Isoconcentration Map – Surficial Unit
Figure 9B Benzene Isoconcentration Map – Bedrock Unit
Figure 10A Diisopropyl Ether Isoconcentration Map – Surficial Unit
Figure 10B Diisopropyl Ether Isoconcentration Map – Bedrock Unit
Figure 11A Methyl-Tert Butyl Ether Isoconcentration Map – Surficial Unit
Figure 11B Methyl-Tert Butyl Ether Isoconcentration Map – Bedrock Unit
Figure 12A Naphthalene Isoconcentration Map – Surficial Unit
Figure 12B Naphthalene Isoconcentration Map – Bedrock Unit
Figure 13A Toluene Isoconcentration Map – Surficial Unit
Figure 13B Toluene Isoconcentration Map – Bedrock Unit
Figure 14A Total Xylenes Isoconcentration Map – Surficial Unit
Figure 14B Total Xylenes Isoconcentration Map – Bedrock Unit
Figure 15A $C_5$-$C_8$ Aliphatics Isoconcentration Map – Surficial Unit
Figure 15B $C_5$-$C_8$ Aliphatics Isoconcentration Map – Bedrock Unit
Figure 16A $C_9$-$C_{12}$ Aliphatics Isoconcentration Map – Surficial Unit
Figure 16B $C_9$-$C_{12}$ Aliphatics Isoconcentration Map – Bedrock Unit
Figure 17A $C_9$-$C_{10}$ Aromatics Isoconcentration Map – Surficial Unit
Figure 17B $C_9$-$C_{10}$ Aromatics Isoconcentration Map – Bedrock Unit
Figure 18 Water Supply Well Sampling Results (Detections Only)
Figure 19 Air Sparge System Layout
Figure 20 Recovery and Hydraulic Control Well System Layout

***Tables***

Table 1 Summary of Pipeline Excavation Soil Sampling Results
Table 2 Summary of Delineation Soil Sampling Results
Table 3 Summary of Monitoring Well Gauging Data
Table 4 Summary of Recovery Well Gauging Data
Table 5A Summary of Monitoring Well Sampling Results
Table 5B Summary of Monitoring Well Select Oxygenate Sampling Results
Table 6 Summary of Well Construction Details
Table 7 Summary of Water Supply Well Sampling Results
Table 8 Summary of Potential Receptor Information
Table 9 Summary of System One Operating Data
Table 10 Summary of System Two Operating Data
Table 11 Summary of Thermal Oxidizer Sampling Results
Table 12 Summary of System One Vapor Phase Mass Removal
Table 13 Summary of System Two Vapor Phase Mass Removal
Table 14 Summary of Pumping Wells

***Appendices***

Appendix A Boring Logs and GW-1 Forms
Appendix B Groundwater Sampling Logs
Appendix C Laboratory Analytical Reports
Appendix D Surface Water Sampling Information
Appendix E Free Product and PCW Recovery Information
Appendix F Copies of Bills of Lading and Waste Manifests

# 1.0 INTRODUCTION

This Monthly Monitoring Report (MMR) presents the results of the soil sampling, groundwater monitoring, surface water monitoring, and free product recovery performed at the Colonial Pipeline Company (CPC) Huntersville-Concord Road (State Road 2448 [SR 2448]) pipeline release site located near Huntersville, Mecklenburg County, North Carolina (the Site). An Initial Assessment Report was submitted to the North Carolina Department of Environmental Quality (NCDEQ) on October 30, 2020. A Comprehensive Site Assessment (CSA), Revised CSA Items, and a Revised CSA Report were submitted to NCDEQ on February 20, 2021, April 26, 2021, and October 30, 2021, respectively. MMRs were sent to NCDEQ on November 30, 2020, December 30, 2020, January 29, 2021, March 12, 2021, March 30, 2021, April 30, 2021, June 2, 2021, June 30, 2021, July 30, 2021, August 30, 2021, September 30, 2021, October 30, 2021, November 29, 2021 (Addendum), November 30, 2021, and December 30, 2021. A Conceptual Site Model Report was submitted to NCDEQ on June 25, 2021. Soil delineation sampling results were submitted to NCDEQ in a transmittal dated August 31, 2021 and appended on October 8, 2021. This MMR details Site monitoring and free product recovery activities and results subsequent to those reported in the above-mentioned monthly monitoring reports. Apex Companies, LLC (dba Maryland Apex Engineering, P.C.; Apex) prepared this MMR on behalf of CPC for submittal to NCDEQ.

## 1.1 Site History And Characterization

The CPC Line 1 gasoline release was discovered on August 14, 2020, within the CPC right of way on the Oehler Nature Preserve, approximately 350 feet northeast of where the CPC pipelines cross SR 2448 (**Figure 1** and **Figure 2**). The release is referred to herein as Incident Number (No.) 95827.

The area within a 1,500-foot radius of the Site is a mixture of low-density residential properties, agricultural properties, and wooded land. Properties within a 1,500-foot radius of the release site obtain potable water from public water supply or private water supply wells (**Figure 3**). The Site is located within the Yadkin Pee-Dee River Basin. North Prong Clarke Creek is located approximately 1,800 feet north of the release site and South Prong Clarke Creek is located approximately 2,700 feet south of the release site, both of which are characterized by the NCDEQ Division of Water Quality as Class C water bodies, meaning that they are protected for non-drinking water purposes such as biological integrity, fishing, and infrequent secondary recreational purposes (i.e., wading).

Mecklenburg County is located within the Piedmont physiographic province, characterized by rolling hills and moderately steep valleys formed by stream erosion of upland areas. Elevations at the Site range from approximately 650 to 750 feet above mean sea level. The surficial soils at the Site consist almost entirely of fine-grained clayey to silty saprolite developed from the weathering of the underlying bedrock. The soil thickness ranges from a few feet to greater than 100 feet. Data obtained from completed borings indicate the Site is underlain by quartz diorite.

In accordance with the Risk Based Corrective Action rules framework, corrective action objectives for impacted groundwater at the Site are based on risk classification criteria and the associated remedial goals established under North Carolina 15A NCAC 2L .0506 regulations. The risk classification for a site is based on multiple factors, including the distance from the source area of a release to receptors such as surface water bodies and water supply wells. The risk classification for the Site is ‘high risk’ due to the presence of multiple water supply wells within 1,000 feet of the release site (**Figure 3**). Groundwater remediation goals for sites classified as high risk are the 2L Groundwater Quality Standards.

# 2.0 SOIL SAMPLING ACTIVITIES AND RESULTS

Soil sampling was completed subsequent to Line 1 and Line 2 inspection and recoating activities utilizing hand tools. Soil assessment activities were also completed during monitoring well and select recovery well installation activities. Soil delineation sampling activities are complete. Soil borings were advanced with either a Geoprobe® direct-push drill rig, a sonic drill rig, and/or utilizing split spoons. Soil cores were retrieved, and samples were collected from target intervals, placed in airtight containers, and allowed to equilibrate for approximately 15 minutes before measuring volatile organic compound (VOC) headspace readings with a photoionization detector (PID). The samples exhibiting the highest headspace readings were typically selected for chemical analysis unless free product was present. In cases where there were no significant PID measurements (i.e., less than 5.0 ppm) in a boring, the depth interval corresponding to the terminus of the unsaturated zone was typically selected for chemical analysis. Soil

samples were submitted to Pace Analytical, LLC (Pace) for laboratory analysis of the following chemical specific parameters in accordance with NCDEQ requirements:

- VOCs by EPA Method 8260D; and
- Volatile Petroleum Hydrocarbons (VPH) by the Massachusetts Department of Environmental Quality (MADEP) Method.

Results of the soil sampling analysis are summarized in **Table 1**, **Table 2**, and on **Figure 4**.

## 3.0 WELL GAUGING ACTIVITIES

The recovery well pumping system was shut down for approximately 24 hours on December 27, 2021 to facilitate gauging of the entire monitoring and recovery well network. Groundwater at the Site flows in a general northerly and southerly direction. The monitoring well and recovery well gauging data is presented in **Table 3** and **Table 4**, respectively. Groundwater potentiometric surface maps for the surficial and bedrock units are provided as **Figure 5** and **Figure 6**, respectively. A free product distribution map is provided as **Figure 7**.

## 4.0 GROUNDWATER INVESTIGATION ACTIVITIES AND RESULTS

Between August 27, 2020 and January 24, 2022, 117 monitoring wells were installed at the Site utilizing hollow stem auger, air rotary, and sonic drilling methods. Shallow monitoring wells are typically constructed as Type II wells with the well screen bracketing the water table. Deep monitoring wells are constructed with isolation casings extending from ground surface and tremie grouted approximately 10 feet into the consolidated bedrock unit. Monitoring wells MW-90DD and MW-91DD are constructed with telescoping isolation casings. Deep wells are completed with 2" PVC casing and screen following completion of downhole geophysical logging activities. Boring logs generated since the previous report are provided as **Appendix A**.

Well development was performed to evacuate any potable water and sediment introduced during the well drilling and installation process. Monitoring well development was performed by lowering a decontaminated submersible pump into the screen interval of the well, surging the pump to bring sediment into suspension and pumping multiple well volumes until the purge water was generally free of sediment. Drill cuttings and well development fluids were contained for off-site disposal.

Each monitoring well present and without measurable free product at the time of the groundwater monitoring event for this reporting period was sampled between January 3 - January 10, 2022. Monitoring well sampling was performed in accordance with the United States Environmental Protection Agency (U.S. EPA) "Low Stress (low flow) Purging and Sampling Procedure for the Collection of Groundwater Samples from Monitoring Wells". During low-flow purging and sampling activities, continuous parameter readings were collected through a flow-through cell and measured for select stabilization parameters including: temperature, specific conductance, pH, oxygen reduction potential, dissolved oxygen, and turbidity. These parameters were recorded at periodic intervals. Typical criteria for stabilization is defined as specific conductance within 3%, pH within 0.1 units, oxidation reduction potential within 10 millivolts, dissolved oxygen within 0.3 milligrams per liter (mg/L), and turbidity within 10% over three consecutive measurements.

Groundwater samples were collected in laboratory supplied bottle ware, placed on ice, and transported, via chain-of-custody protocol, to Pace. Samples were analyzed for the presence of VOCs by EPA Method 6200, VPH by the MADEP Method, and lead by EPA method 6010D. Groundwater sampling logs are provided in **Appendix B**. Detections of analyzed constituents in monitoring wells are depicted on **Figure 8**. Isoconcentration maps for benzene, diisopropyl ether, methyl-tert butyl ether, naphthalene, toluene, total xylenes, C5-C8 Aliphatics, C9-C12 Aliphatics, and C9-C10 Aromatics for both the surficial and bedrock units are provided as **Figure 9A** through **Figure 17B**, respectively. Analytical results are summarized in **Table 5A** and copies of the laboratory reports are provided in **Appendix C**. Analytical results of select oxygenate sampling are summarized in **Table 5B**. A summary of well construction details is provided as **Table 6**. Detections of lead, bromodichloromethane, chloroform, chloromethane, dibromochloromethane, 1,2-dichloroethane, hexachloro-1,3-butadiene, methylene chloride, styrene, 1,1,1,2-tertachloroethane, tetrachloroethene, trichloroethene, trichlorofluoromethane, and vinyl chloride are not attributed to Incident No. 95827.

Weekly water supply well (WSW) sampling was completed by Apex during the reporting period. WSW samples were collected in laboratory supplied bottle ware, placed on ice, and transported, via standard chain-of-custody protocol, to Pace. Samples were analyzed for the presence of VOCs by EPA Method 6200, VPH by the MADEP Method, and lead by EPA method 6010D. WSW sampling results (detections only) are depicted on **Figure 18** and summarized in **Table 7**. **Table 8** shows WSW receptor information. Copies of the laboratory reports are provided in **Appendix C**.

Weekly WSW samples continue to show no petroleum constituents exceeding the 2L Groundwater Quality Standards. In accordance with NCDEQ guidance, and based on current data, CPC will continue sampling WSWs within 1,500 feet of the release site.

## 5.0 SOIL VAPOR INVESTIGATION ACTIVITIES AND RESULTS

Monthly soil vapor sampling activities at soil vapor sampling points SVP-01 through SVP-15 were completed on December 16, 2021 and January 11, 2022. It is anticipated that the results of the soil vapor sampling will be provided in February 2022 under separate cover.

## 6.0 SURFACE WATER INVESTIGATION ACTIVITIES AND RESULTS

The Site is located within the Yadkin Pee-Dee River Basin. North Prong Clarke Creek is located approximately 1,800 feet north of the release site and South Prong Clarke Creek is located approximately 2,700 feet south of the release site, both of which are classified as Class C water bodies by the NCDEQ Division of Water Resources. Two groundwater seeps and an ephemeral stream are located approximately 1,200 feet southeast of the release site. The ephemeral stream flows to South Prong Clarke Creek.

Surface water sampling was conducted by Environmental Planning Specialists, Inc. (EPS) at six locations of Clark Creek (SW-1 through SW-5 and SW-7; SW-6 was not sampled because access was denied). Surface water samples were also collected from the groundwater seep locations (SW-Seep, SW-Seep 2) and the receiving ephemeral stream (SW-Confluence, SW-Confluence 2, and SW-G). Surface water samples were collected in laboratory supplied bottle ware, placed on ice, and transported, via chain-of-custody protocol, to Pace. Samples were analyzed for the presence of benzene, toluene, ethylbenzene, xylenes (BTEX) by EPA Method 8260D and total petroleum hydrocarbons gasoline range organics by EPA Method 8015C. All surface water samples collected to date have not exceeded North Carolina Title 15A NCAC 02B regulations. A surface water sample locations map, surface water sampling results, and general surface water parameter measurements are provided in **Appendix D**.

## 7.0 REMEDIATION ACTIVITIES SUMMARY

### 7.1 Air Sparge and Soil Vapor Extraction System

The primary objective of the air sparge (AS) and soil vapor extraction (SVE) system is to decrease the migration of dissolved phase hydrocarbons south of the release site and recovery well network. A total of 22 air sparge wells and 18 soil vapor extraction wells have been installed (**Figure 19**). Vapor recovered from soil vapor extraction wells is routed through a temporary thermal oxidation unit.

The AS and SVE system start-up was initiated on August 23, 2021. The air sparge system was shut down on September 10, 2021 to evaluate the system. The SVE system continues to operate.

### 7.2 Free Product Recovery Activities

As of January 24, 2022, a total of 108 recovery wells and 56 hydraulic control wells have been installed within the release area (**Figure 20**). Pneumatic recovery pumps are operated in the wells and vacuum is applied to the wells to enhance recovery. As of January 24, 2022, approximately 1,320,294 gallons of gasoline free product has been recovered from the well network. Total product recovery during the soil excavation activities (2,273 gallons), the emergency response activities (90,930 gallons), soil vapor recovery (7,652 gallons), and from the well network (1,320,294 gallons) is approximately 1,421,149 gallons. A summary of system one and system two vapor recovery operations information is provided in **Table 9** and **Table 10**, respectively. A summary of thermal oxidizer influent air sampling results is provided as **Table 11**, and copies of analytical reports for the reporting period are included with **Appendix C**. A summary of system one and system two vapor phase mass removal calculations is provided as

**Table 12** and **Table 13**, respectively. A summary of wells equipped with recovery pumps and vacuum enhancement is provided in **Table 14**. A table and graph of free product and PCW recovery rates and a table of PCW sampling results is provided in **Appendix E**.

The recovery pump system was shut down in preparation of a snowstorm between January 14 through January 18, 2022 to prevent freeze and rupture of lines during periods of inactivity. Additionally, the recovery pump system was turned off in preparation for a second snowstorm between January 21 through January 24, 2022.

Recovered free product has been transported for reprocessing to Midwest Gas Company located in Columbus, Ohio and the CPC Facility located in Greensboro, North Carolina.

## 8.0 WASTE DISPOSAL ACTIVITIES

Waste streams and recovered petroleum fuels generated at the Site in connection with abatement and corrective action activities include petroleum contact water and soil. Since recovery efforts were initiated, petroleum contact water has been sent to Aaron Oil Company, Inc. located in Saraland, Alabama, Allied Waste Services of Birmingham, Alabama, Heritage Crystal-Clean of Concord, North Carolina, Midwest Gas Company of Columbus, Ohio, Legacy Environmental Services of Charlotte, North Carolina, Marion Environmental of Monroe, North Carolina, and Covanta Environmental Solutions of Asheboro, North Carolina for processing. Soil has been sent to the Environmental Soil, Inc. land application facility located in Lattimore, North Carolina (Permit Number SRU100038) the Charlotte Motor Speedway Landfill located in Concord, North Carolina and operated by Republic Services (Permit Number 1304-MSWLF-1992). Excavated soil was initially sent to the Environmental Soil, Inc. land application facility between August 16 and August 27, 2020. At the request of NCDEQ, the soil was later transferred to the Charlotte Motor Speedway Landfill between October 9, 2020 and October 16, 2020. As of October 16, 2020, the transfer of soil to the Charlotte Motor Speedway Landfill was completed. Any additional excavated soils have been transported directly to the Charlotte Motor Speedway Landfill. Copies of bills of lading and waste manifests covering the January 2022 period are provided in **Appendix F**.

## 9.0 CONCLUSIONS

A total of 321 wells (117 monitoring wells, 108 recovery wells, 56 hydraulic control wells, and 40 air sparge system wells) were installed at the Site between August 27, 2020 and January 24, 2022. Detections of lead, bromodichloromethane, chloroform, chloromethane, dibromochloromethane, 1,2-dichloroethane, hexachloro-1,3-butadiene, methylene chloride, styrene, 1,1,1,2-tertachloroethane, tetrachloroethene, trichloroethene, trichlorofluoromethane, and vinyl chloride are not attributed to Incident No. 95827. **Figure 9A** through **Figure 17B**, depict the horizontal and vertical extent of dissolved phase petroleum impacts, based on the January 2022 groundwater sampling results. Weekly WSW samples continue to show no petroleum constituents exceeding the 2L Groundwater Quality Standards. Bi-weekly surface water sampling continues to show no petroleum constituents above North Carolina Title 15A NCAC 02B regulations. Free product recovery activities continue. As per NCDEQ's Notice dated September 25, 2020, groundwater monitoring reports will be submitted to the NCDEQ Mooresville Regional Office each subsequent month until that schedule is revised.

**FIGURES**




Data Sources: US Geological Survey (Elevation Products)

| | |
|---|---|
| Checked By: | AS |
| Created By: | CW |
| Scale: | 1 " = 750 FT |
| Date/Time: | 01/12/2022; 11:25 |
| Project No.: | CPC20126 |

**Site Location Map**

**Colonial Pipeline Company**

**2020-L1-SR2448**

**Huntersville, North Carolina**

0 750 1,500 2,250 Feet

**Figure**

**1**

Release Site

APEX

Document Path: E:\Apex\Huntersville\Figures\MXDs\Figure 1-Site Location Map.mxd

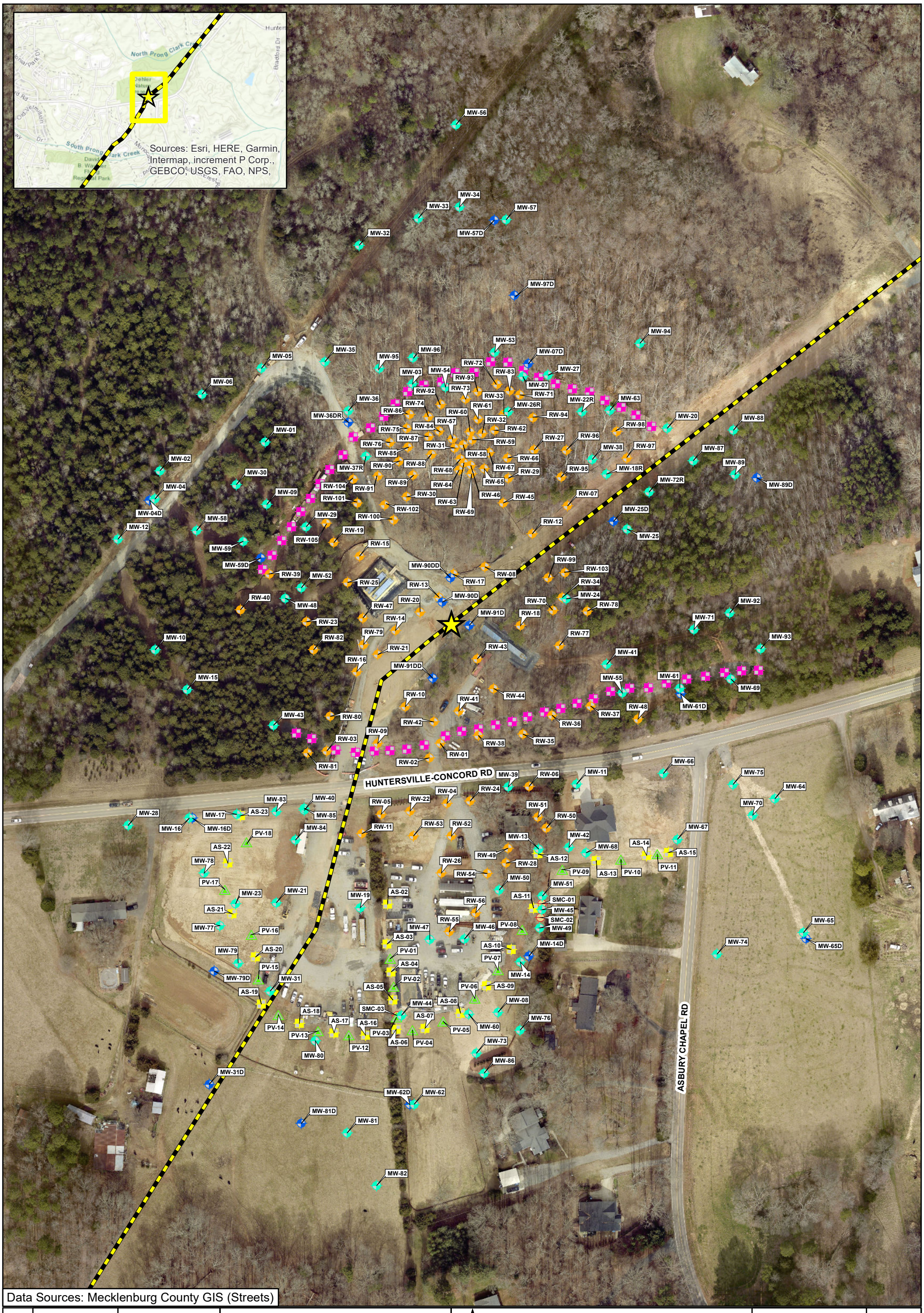


| | |
|---|---|
| Checked By: | AS |
| Created By: | CW |
| Scale: | 1 " = 150 FT |
| Date/Time: | 01/04/2022; 14:11 |
| Project No.: | CPC20126 |

**Site Plan**
**Colonial Pipeline Company**
**2020-L1-SR2448 Release**
**Huntersville, North Carolina**

0 150 300 Feet

- Release Site
- Pipeline
- Monitoring Well
- Monitoring Well (Bedrock)
- Recovery Well
- Hydraulic Control Well
- Air Sparge
- Vapor Point
- Piezometer

Notes:
Installed well points that have been surveyed are currently depicted.

APEX

FIGURE 2

Document Path: E:\Apex\Huntersville\Figures\MXDs\Figure 2-Site Plan_Portrait.mxd




Data Sources: Mecklenburg County GIS (Streets, Parcels)

Information depicted is subject to change based on future site activities.

| | |
|---|---|
| Checked By: | AS |
| Created By: | CW |
| Scale: | 1 " = 625 FT |
| Date/Time: | 01/25/2022; 15:18 |
| Project No.: | CPC20126 |

# Potential Receptor Map
## Colonial Pipeline Company
## 2020-L1-SR2448
## Huntersville, North Carolina

0 600 1,200 1,800 Feet

- Release Site
- Pipeline
- Parcel Boundaries
- Water Supply Well (Potable Use)
- Water Supply Well (Non-Potable Use)
- Water Supply Well (Abandoned)
- Water Supply Well (Inactive Use)
- 1,500-Foot Radius from Edge of January 2022 Free Product Boundary
- Radius from Release Site

APEX

FIGURE 3

Document Path: E:\Apex\Huntersville\Figures\MXDs\Figure 3-Potential Receptor Map_CSA_V1.mxd

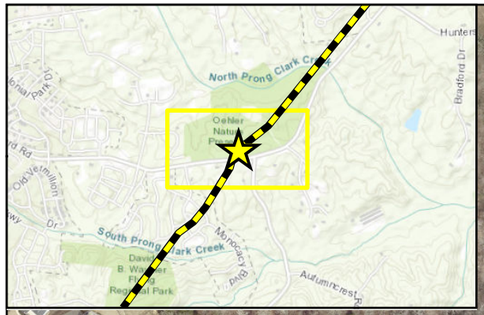


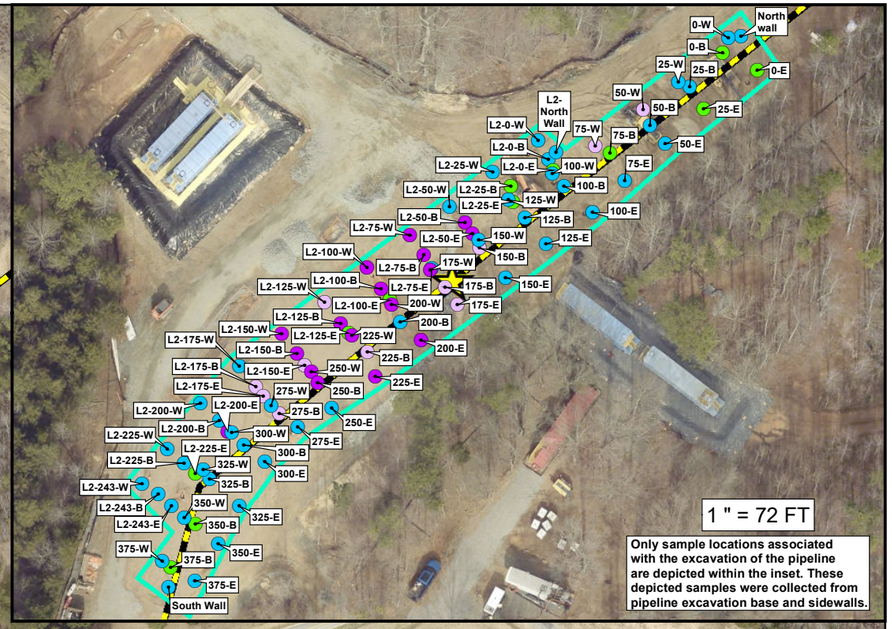




Data Sources: Mecklenburg County GIS (Streets)

Information depicted is subject to change based on future site activities.

| | |
|---|---|
| Checked By: | TN |
| Created By: | CW |
| Scale: | 1 " = 225 FT |
| Date/Time: | 01/25/2022; 16:28 |
| Project No.: | CPC20126 |

**Pipeline Excavation and Delineation Soil Sampling Results**
**Colonial Pipeline Company**
**2020-L1-SR2448**
**Huntersville, North Carolina**

0 225 450 675 Feet

- Release Site
- Pipeline
- Equal to or Below Maximum Soil Contaminant Concentration Levels (MSCCs)
- Exceeds Soil-To-Water (MSCCs)
- Soil Sample Collected At or Below the Saturated Interval
- Exceeds Residential Soil Clean Up Levels (MSCCs)
- Exceeds Industrial/Commercial Soil Levels (MSCCs)
- Area of all excavated soil

**Notes:** See Table 1 and Table 2 for detailed results.
Soil sampling results depicted on this map represent soil conditions between two feet below ground surface and the saturated interval.

APEX

FIGURE 4

Document Path: E:\Apex\Huntersville\Figures\MXDs\Figure 4-Pipeline Excavation and Delineation Soil Sampling Results.mxd

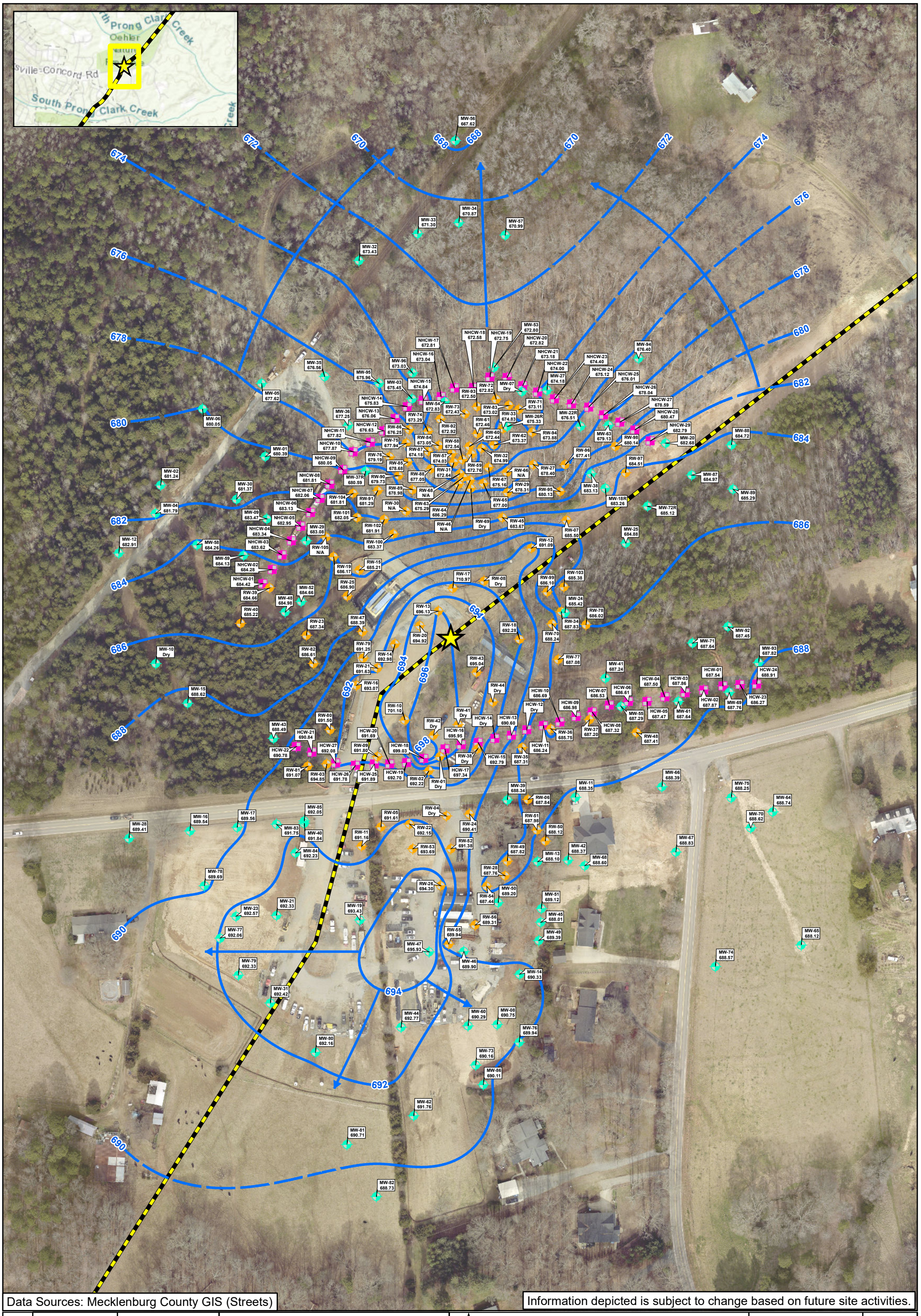


Data Sources: Mecklenburg County GIS (Streets)

Information depicted is subject to change based on future site activities.

| | |
|---|---|
| Checked By: | AS |
| Created By: | CW |
| Scale: | 1 " = 150 FT |
| Date/Time: | 01/25/2022; 15:14 |
| Project No.: | CPC20126 |

**Groundwater Potentiometric Surface Map - Surficial Unit**
**Colonial Pipeline Company**
**2020-L1-SR2448**
**Huntersville, North Carolina**

0 150 300 Feet

- Release Site
- Pipeline
- Apparent Groundwater Flow Direction
- Equipotential Contour (ft. amsl) (Dashed where inferred)
- Monitoring Well
- Recovery Well
- Hydraulic Control Well

**NOTES:**
Contours based on well gauging data collected 12/28/2021;
Groundwater elevation measurements shown in feet amsl (above mean sea level);
The following locations, denoted as 'NM' (Not Measured) 'Dry', or 'N/A (Not Applicable) were not used in contouring: HCW-12/14 (Dry), MW-07/10 (Dry), RW-01/04/08/10/38/41/42/44/69 (Dry), RW-30/46/66/68/105 (N/A),
Following wells were excluded for being anamalous: RW-03/-10/-17/-64
Contours interpolated using Surfer (Kriging)

APEX

FIGURE 5

Document Path: E:\Apex\Huntersville\Figures\MXDs\Figure 5-Groundwater Potentiometric Surface Map_Portrait.mxd

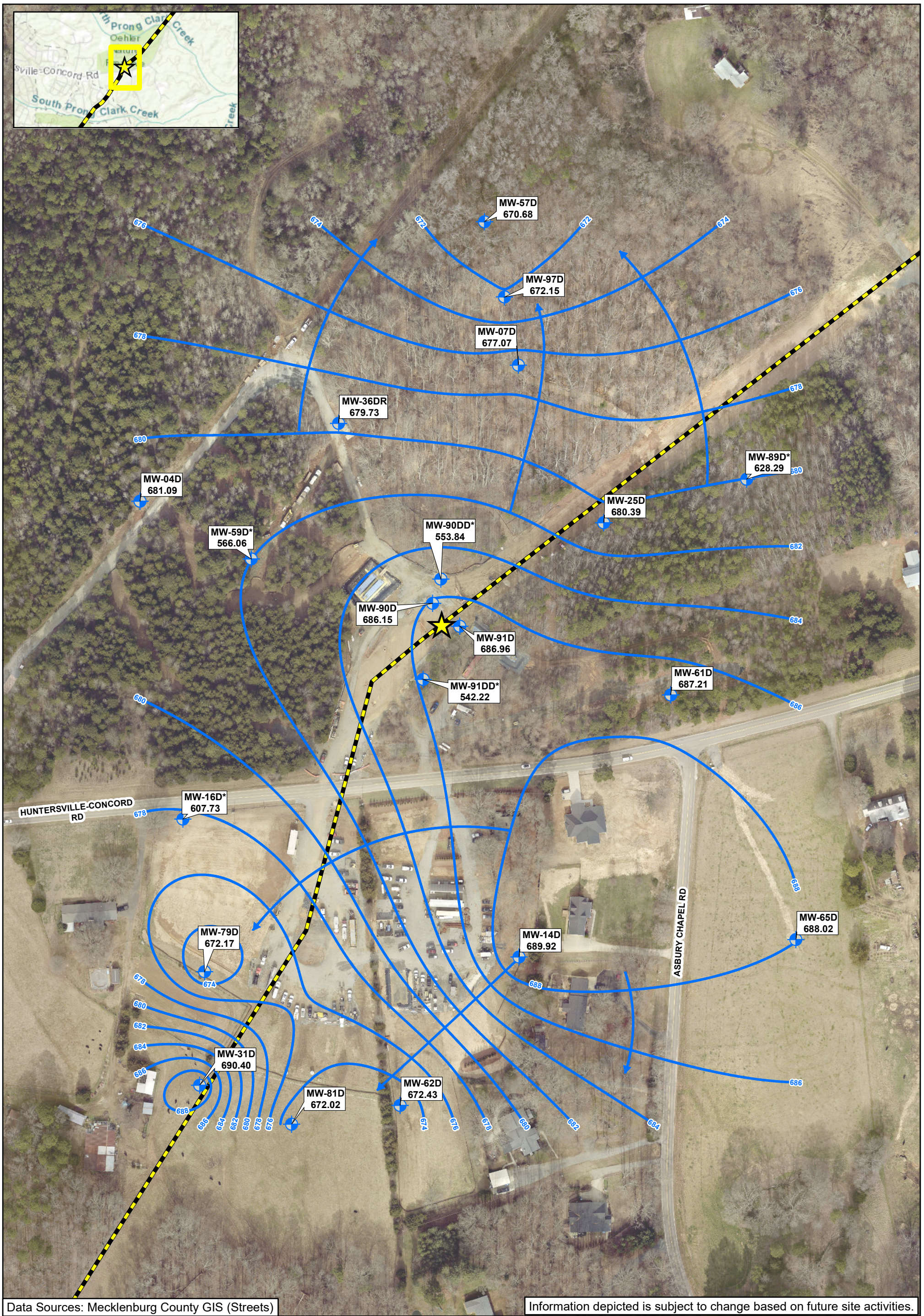


Data Sources: Mecklenburg County GIS (Streets)

Information depicted is subject to change based on future site activities.

| | |
|---|---|
| Checked By: | AS |
| Created By: | CW |
| Scale: | 1 " = 150 FT |
| Date/Time: | 01/12/2022; 20:44 |
| Project No.: | CPC20126 |

**Groundwater Potentiometric Surface Map - Bedrock Unit**
**Colonial Pipeline Company**
**2020-L1-SR2448**
**Huntersville, North Carolina**

0 150 300 Feet

Release Site
Pipeline
Monitoring Well (Bedrock)
Apparent Groundwater Flow Direction
Equipotential Contour (ft amsl)

**NOTES:**
Contours based on monitoring well gauging data collected on 12/28/2021;
Groundwater elevation measurements shown in feet amsl (above mean sea level);
The following wells were denoted with an asterik not used during contouring:
MW-16D*, MW-59D*, MW-89D*, MW-90DD*, MW-91DD*
Contours interpolated using Surfer (Kriging)

APEX

FIGURE
6

Document Path: E:\Apex\Huntersville\Figures\MXDs\Figure 6-Bedrock Groundwater Potentiometric Surface Map_Portrait.mxd

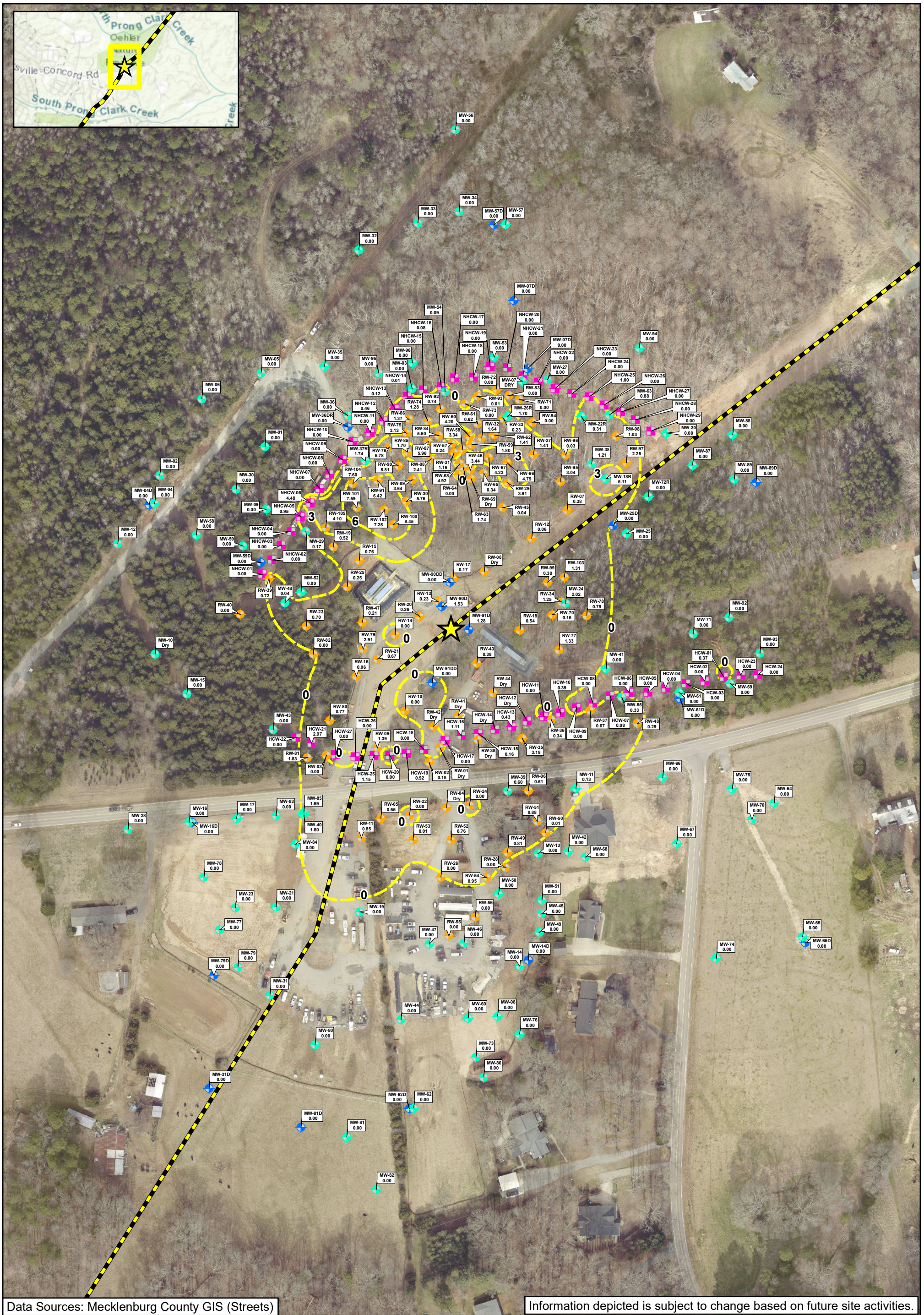


Data Sources: Mecklenburg County GIS (Streets)

Information depicted is subject to change based on future site activities.

| | |
|---|---|
| Checked By: | AS |
| Created By: | CW |
| Scale: | 1 " = 150 FT |
| Date/Time: | 01/13/2022; 10:44 |
| Project No.: | CPC20126 |

**Free Product Distribution Map**
**Colonial Pipeline Company**
**2020-L1-SR2448**
**Huntersville, North Carolina**

0 150 300 Feet

- Release Site
- Pipeline
- Apparent Free Product Thickness Contour
- Hydraulic Control Well
- Monitoring Well
- Monitoring Well (Bedrock)
- Recovery Well

**NOTES:**
All gauging measurements taken 12/28/2021;
Free Product Thickness determined from apparent thickness in wells only and shown in feet;
The following locations, denoted as NM (Not Measured), N/A (Not Applicable), or Dry, were not used in contouring:
HCW-12/14 (Dry), MW-07/10 (Dry), RW-01/-04/-08/-38/-41/-42/-44/-69
Contours created using Surfer (Kriging). Bedrock wells were not used for contouring (MW-90DD and MW-91DD)

APEX

FIGURE 7

Document Path: E:\Apex\Huntersville\Figures\MXDs\Figure 7-Free Product Distribution Map_Portrait.mxd




| | |
|---|---|
| Checked By: | KN/JM |
| Created By: | CW |
| Scale: | 1 " = 65 FT |
| Date/Time: | 01/26/2022; 11:03 |
| Project No.: | CPC20126 |
| | |

# Monitoring Well Sampling Results

## Colonial Pipeline Company

## 2020-L1-SR2448

## Huntersville, North Carolina

0 65 130 195 260 Feet

Release Site
Pipeline
Monitoring Well
Monitoring Well (Bedrock)
Recovery Well

**Notes:**
ND = Non-Detect
N/A = Not Applicable
J = Estimated concentration above the adjusted method detection limit and below the adjusted reporting limit
All units reported in µg/L.
µg/L = Micrograms per Liter
Detections in **Bold** indicate an exceedance of NCAC 2L standard.
Only laboratory detections are shown on this map.

APEX

FIGURE 8

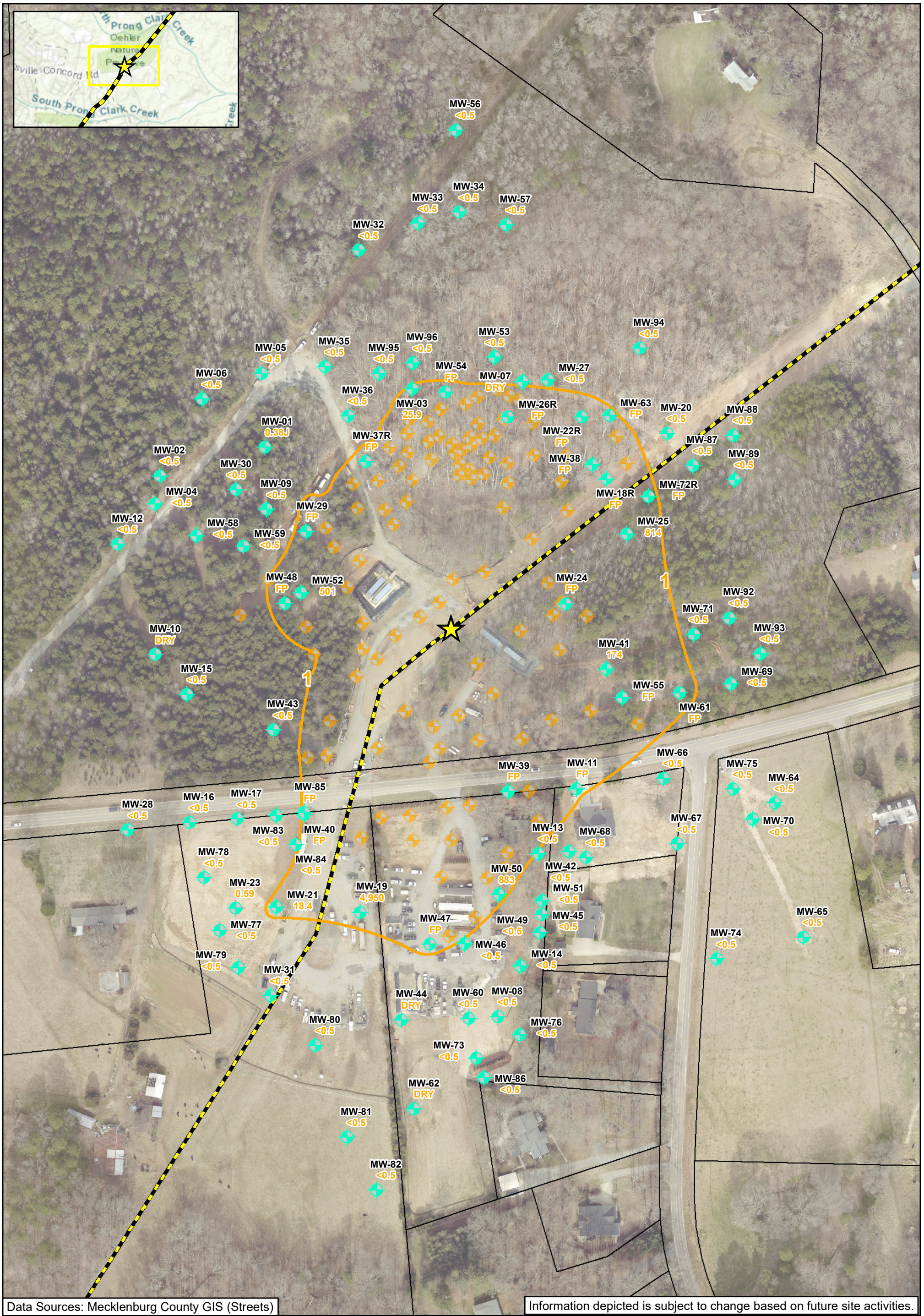


Data Sources: Mecklenburg County GIS (Streets)

Information depicted is subject to change based on future site activities.

| | |
|---|---|
| Checked By: | AS |
| Created By: | CW |
| Scale: | 1 " = 150 FT |
| Date/Time: | 01/25/2022; 12:30 |
| Project No.: | CPC20126 |

**Benzene Isoconcentration Map**
**Surficial Unit**
**Colonial Pipeline Company**
**2020-L1-SR2448**
**Huntersville, North Carolina**

0 150 300 Feet

Release Site
Pipeline
1 Benzene Isocontour (Dashed where Inferred)
Recovery Well
Monitoring Well

<0.5 Constituent Not Detected Above Laboratory Practical Quantitation Limit
4950 Benzene Concentration (µg/L)
FP = Free Product
NS = Not Sampled
µg/L = Micrograms per Liter

NCDEQ 2L Standard for Benzene is 1 µg/L
Bedrock Wells Not Used For Contouring
J - Estimated concentration above the adjusted method detection limit and below the adjusted reporting limit
Wells denoted (FP) due to LNAPL: MW-11,18R,22R,24,26R,29,37R,38,39,40,47,48,54,55,61,63,72R,85
Wells denoted (Dry): MW-07,10,44,62

APEX

FIGURE 9A

Document Path: E:\Apex\Huntersville\Figures\MXDs\Figure 9A-Benzene Isoconcentration Map - Surficial Unit_Portrait.mxd

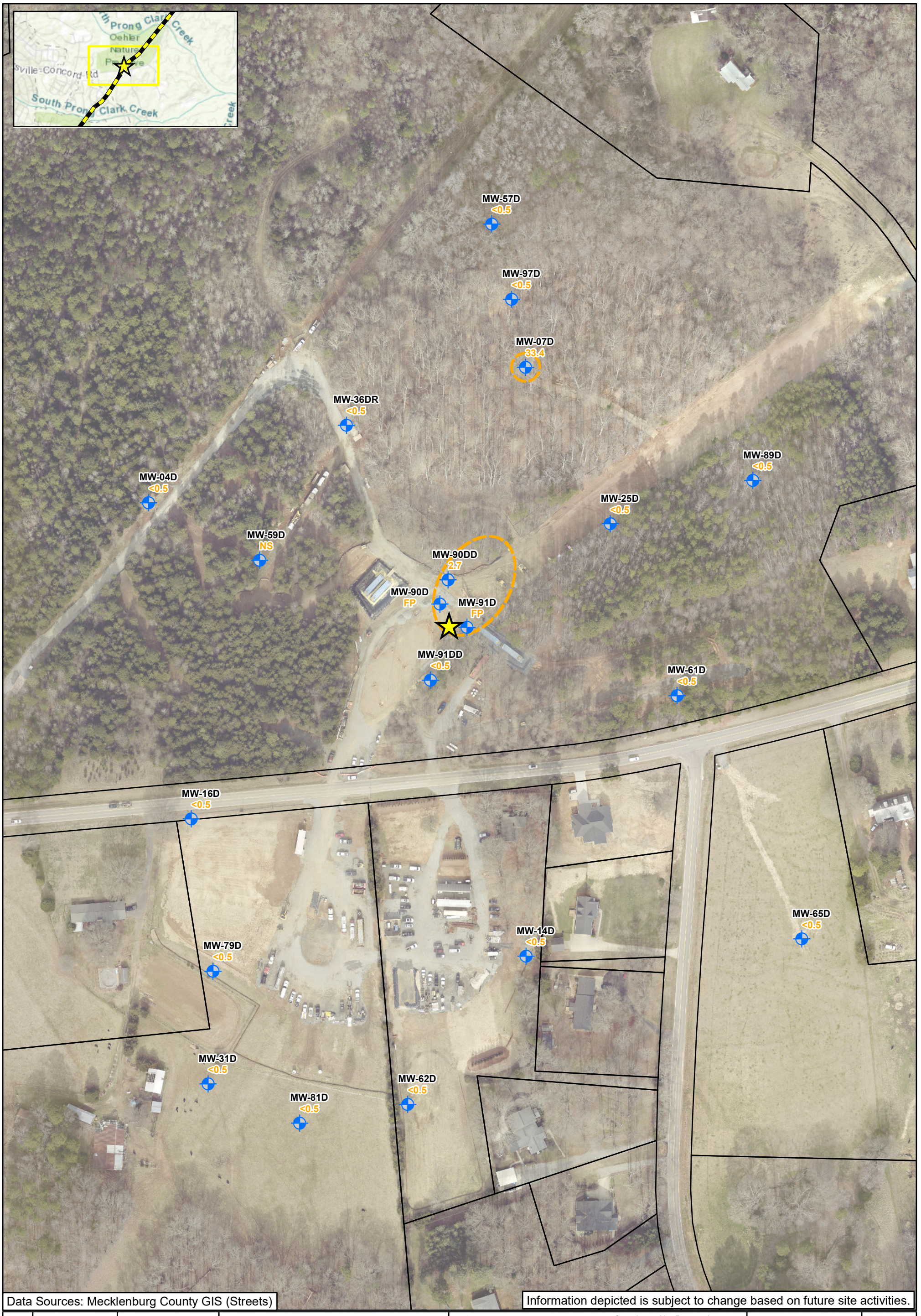


| | |
|---|---|
| Checked By: | AS |
| Created By: | CW |
| Scale: | 1 " = 150 FT |
| Date/Time: | 01/25/2022; 14:24 |
| Project No.: | CPC20126 |

**Benzene Isoconcentration Map**
**Bedrock Unit**
**Colonial Pipeline Company**
**2020-L1-SR2448**
**Huntersville, North Carolina**

0 150 300 Feet

Release Site

Pipeline

1 Benzene Isocontour (Dashed where Inferred)

Monitoring Well (Bedrock)

<0.5 Constituent Not Detected Above Laboratory Practical Quantitation Limit

2.7 Benzene Concentration (µg/L)

FP = Free Product

NS = Not Sampled

µg/L = Micrograms per Liter

NCDEQ 2L Standard for Benzene is 1 µg/L
Surficial Wells Not Used For Contouring
J - Estimated concentration above the adjusted method detection limit and below the adjusted reporting limit
Wells denoted (NS) were not sampled: MW-59D
Wells denoted (FP) due to LNAPL: MW-90D,91D

APEX

FIGURE

9B

Document Path: E:\Apex\Huntersville\Figures\MXDs\Figure 9B-Benzene Isoconcentration Map - Bedrock Unit_Portrait.mxd

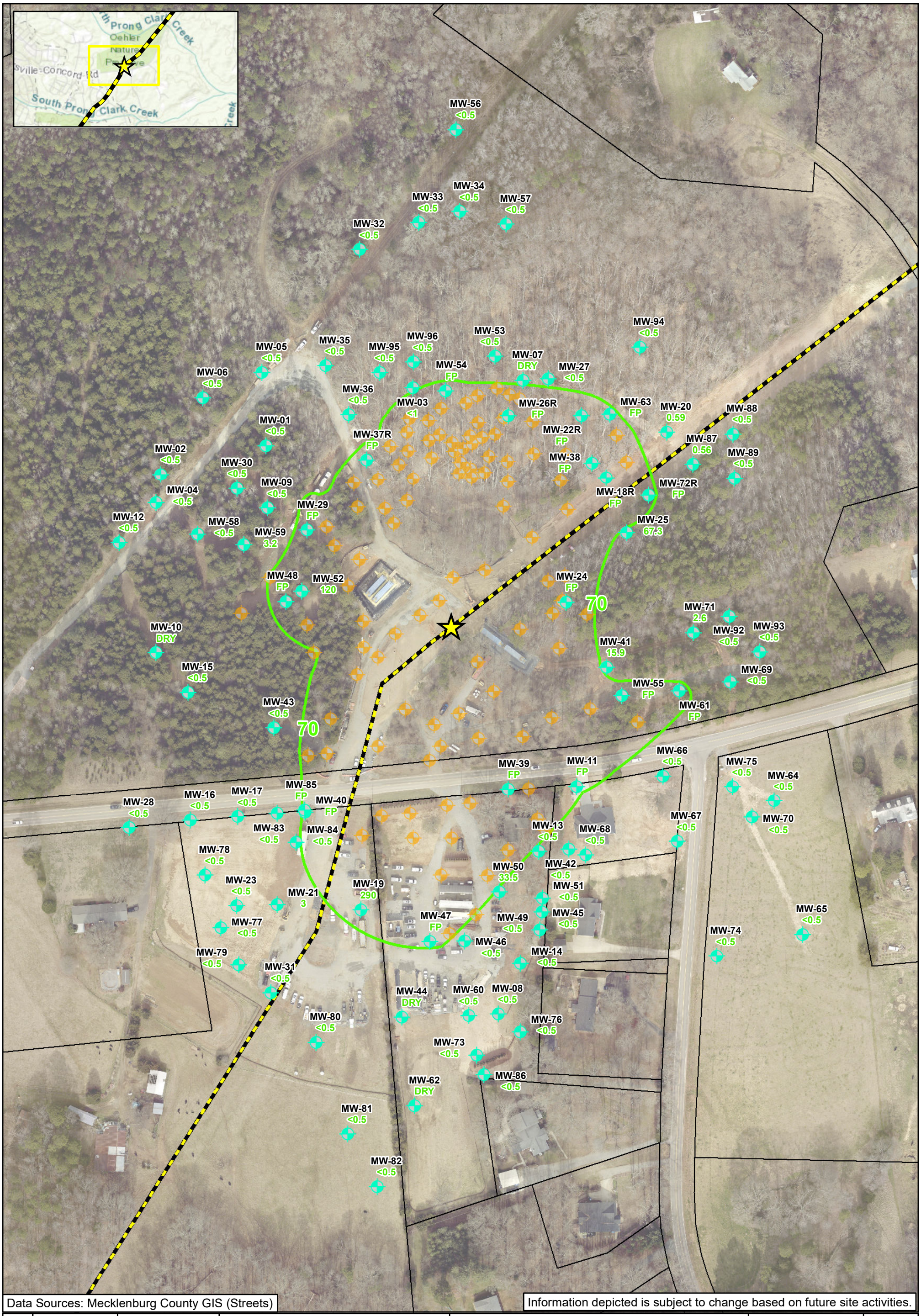


Data Sources: Mecklenburg County GIS (Streets)

Information depicted is subject to change based on future site activities.

| | |
|---|---|
| Checked By: | AS |
| Created By: | CW |
| Scale: | 1 " = 150 FT |
| Date/Time: | 01/25/2022; 14:58 |
| Project No.: | CPC20126 |

**Diisopropyl Ether Isoconcentration Map**
**Surficial Unit**
**Colonial Pipeline Company**
**2020-L1-SR2448**
**Huntersville, North Carolina**

0 150 300 Feet

Release Site
Pipeline
70 Diisopropyl Ether Isocontour
Recovery Well
Monitoring Well

<0.5 Constituent Not Detected Above Laboratory Practical Quantitation Limit
290 Diisopropyl Ether Concentration (µg/L)
FP = Free Product
NS = Not Sampled
µg/L = Micrograms per Liter

NCDEQ 2L Standard for Diisopropyl Ether is 70 µg/L
Bedrock Wells Not Used For Contouring
J - Estimated concentration above the adjusted method detection limit and below the adjusted reporting limit
Wells denoted (FP) due to LNAPL: MW-11,18R,22R,24,26R,29,37R,38,39,40,47,48,54,55,61,63,72R,85
Wells denoted (Dry): MW-07,10,44,62

APEX

FIGURE 10A

Document Path: E:\Apex\Huntersville\Figures\MXDs\Figure 10A-Diisopropyl Ether Isoconcentration Map - Surficial Unit_Portrait.mxd




| | |
|---|---|
| Checked By: | AS |
| Created By: | CW |
| Scale: | 1 " = 150 FT |
| Date/Time: | 01/25/2022; 14:26 |
| Project No.: | CPC20126 |

**Diisopropyl Ether Isoconcentration Map**
**Bedrock Unit**
**Colonial Pipeline Company**
**2020-L1-SR2448**
**Huntersville, North Carolina**

0 150 300 Feet

Release Site
Pipeline
70 Diisopropyl Ether Isocontour
Monitoring Well (Bedrock)

<0.5 Constituent Not Detected Above Laboratory Practical Quantitation Limit
2.5 Diisopropyl Ether Concentration (µg/L)
FP = Free Product
NS = Not Sampled
µg/L = Micrograms per Liter

NCDEQ 2L Standard for Diisopropyl Ether is 70 µg/L
Surficial Wells Not Used For Contouring
J - Estimated concentration above the adjusted method detection limit and below the adjusted reporting limit
Wells denoted (NS) were not sampled: MW-59D
Wells denoted (FP) due to LNAPL: MW-90D,91D

APEX

FIGURE
10B

Document Path: E:\Apex\Huntersville\Figures\MXDs\Figure 10B-Diisopropyl Ether Isoconcentration Map - Bedrock Unit_Portrait.mxd

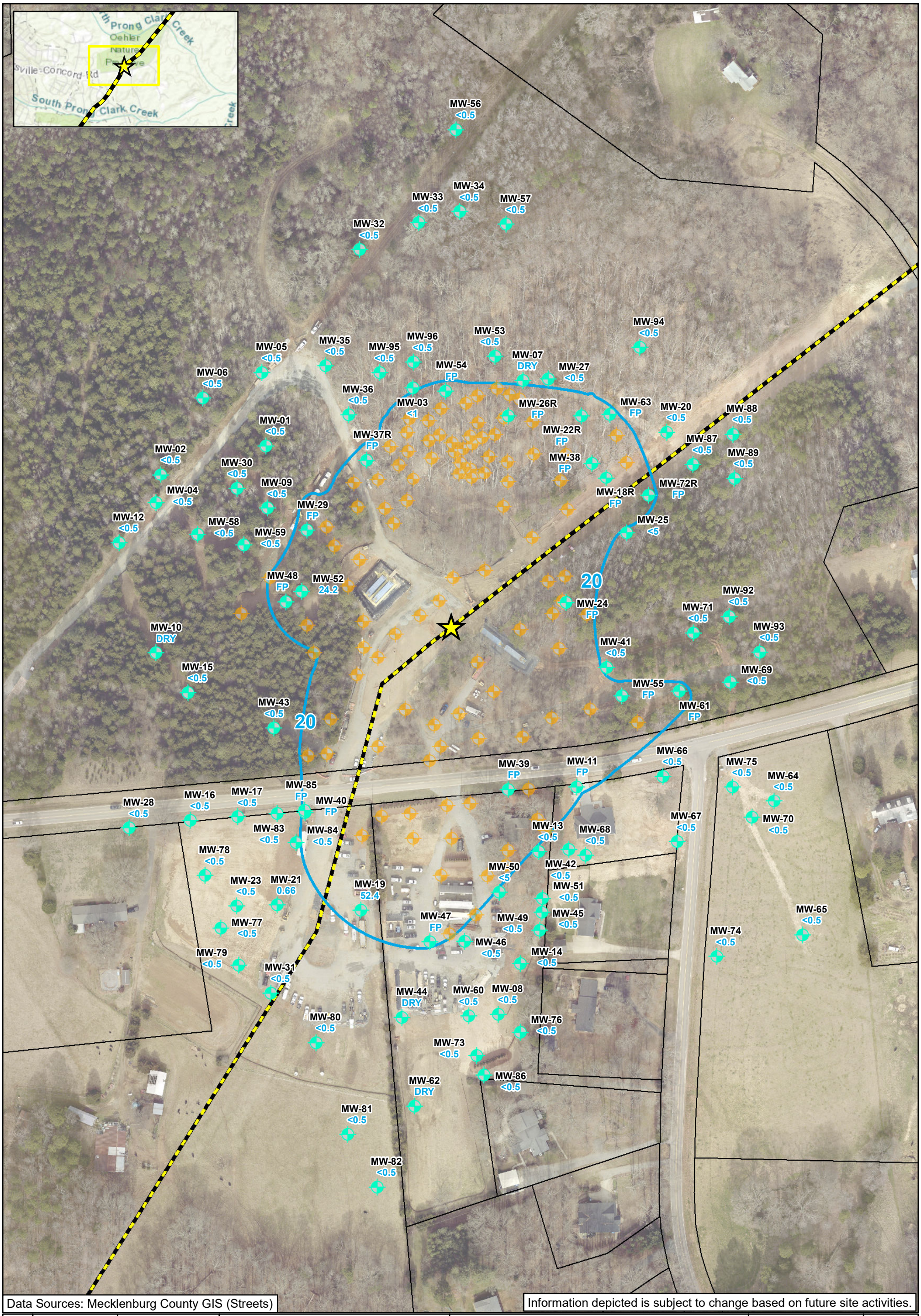


Data Sources: Mecklenburg County GIS (Streets)

Information depicted is subject to change based on future site activities.

| | |
|---|---|
| Checked By: | AS |
| Created By: | CW |
| Scale: | 1 " = 150 FT |
| Date/Time: | 01/25/2022; 15:01 |
| Project No.: | CPC20126 |

**Methyl-Tert Butyl Ether**
**Isoconcentration Map**
**Surficial Unit**
**Colonial Pipeline Company**
**2020-L1-SR2448**
**Huntersville, North Carolina**

0 150 300 Feet

Release Site
Pipeline
20 Methyl-Tert Butyl Ether Isocontour
Recovery Well
Monitoring Well

<0.5 Constituent Not Detected Above Laboratory Practical Quantitation Limit
52.4 Methyl-Tert Butyl Ether Concentration (µg/L)
FP = Free Product
NS = Not Sampled
µg/L = Micrograms per Liter

NCDEQ 2L Standard for Methyl-Tert Butyl Ether is 20 µg/L
Bedrock Wells Not Used For Contouring
J - Estimated concentration above the adjusted method detection limit and below the adjusted reporting limit
Wells denoted (FP) due to LNAPL: MW-11,18R,22R,24,26R,29,37R,38,39,40,47,48,54,55,61,63,72R,85
Wells denoted (Dry): MW-07,10,44,62

APEX

FIGURE 11A

Document Path: E:\Apex\Huntersville\Figures\MXDs\Figure 11A-MTBE Isoconcentration Map - Surficial Unit_Portrait.mxd




| | |
|---|---|
| Checked By: | AS |
| Created By: | CW |
| Scale: | 1 " = 150 FT |
| Date/Time: | 01/25/2022; 14:27 |
| Project No.: | CPC20126 |

**Methyl-Tert Butyl Ether**
**Isoconcentration Map**
**Bedrock Unit**
**Colonial Pipeline Company**
**2020-L1-SR2448**
**Huntersville, North Carolina**

0 150 300 Feet

Release Site

Pipeline

—20— Methyl-Tert Butyl Ether Isocontour

Monitoring Well (Bedrock)

<0.5 Constituent Not Detected Above Laboratory Practical Quantitation Limit

1.2 Methyl-Tert Butyl Ether Concentration (µg/L)

FP = Free Product

NS = Not Sampled

µg/L = Micrograms per Liter

NCDEQ 2L Standard for Methyl-Tert Butyl Ether is 20 µg/L
Surficial Wells Not Used For Contouring
J - Estimated concentration above the adjusted method detection limit and below the adjusted reporting limit
Wells denoted (NS) were not sampled: MW-59D
Wells denoted (FP) due to LNAPL: MW-90D,91D

APEX

FIGURE

11B

Document Path: E:\Apex\Huntersville\Figures\MXDs\Figure 11B-MTBE Isoconcentration Map - Bedrock Unit_Portrait.mxd

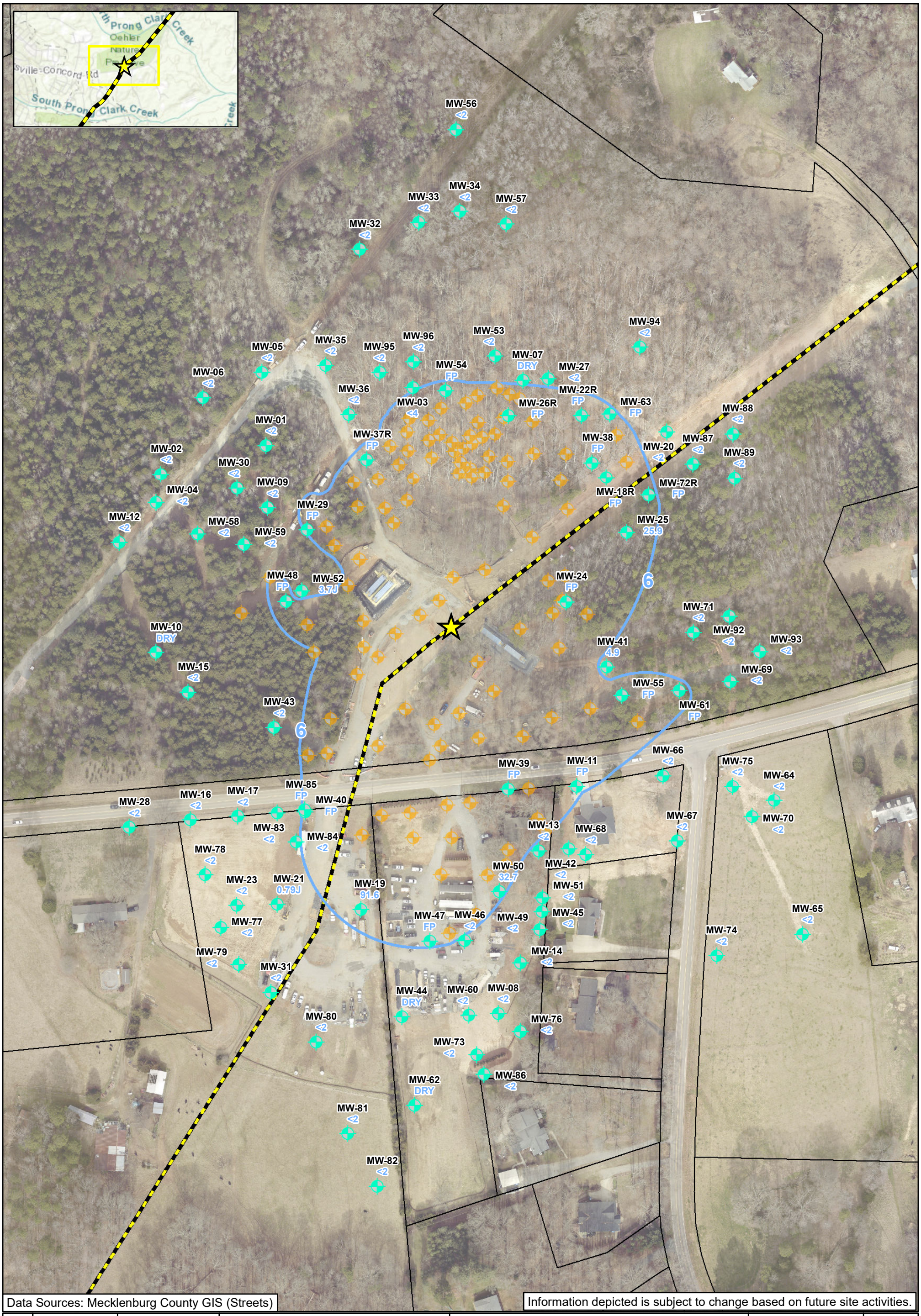


Data Sources: Mecklenburg County GIS (Streets)

Information depicted is subject to change based on future site activities.

| | |
|---|---|
| Checked By: | AS |
| Created By: | CW |
| Scale: | 1 " = 150 FT |
| Date/Time: | 01/25/2022; 14:08 |
| Project No.: | CPC20126 |

**Naphthalene Isoconcentration Map**
**Surficial Unit**
**Colonial Pipeline Company**
**2020-L1-SR2448**
**Huntersville, North Carolina**

0 150 300 Feet

Release Site
Pipeline
6 Napthalene Isocontour
Recovery Well
Monitoring Well

<0.5 Constituent Not Detected Above Laboratory Practical Quantitation Limit
91.6 Naphthalene Concentration (µg/L)
FP = Free Product
NS = Not Sampled
µg/L = Micrograms per Liter

NCDEQ 2L Standard for Naphthalene is 6 µg/L
Bedrock Wells Not Used For Contouring
J - Estimated concentration above the adjusted method detection limit and below the adjusted reporting limit
Wells denoted (FP) due to LNAPL: MW-11,18R,22R,24,26R,29,37R,38,39,40,47,48,54,55,61,63,72R,85
Wells denoted (Dry): MW-07,10,44,62

APEX

FIGURE 12A

Document Path: E:\Apex\Huntersville\Figures\MXDs\Figure 12A-Naphthalene Isoconcentration Map - Surficial Unit_Portrait.mxd




| | |
|---|---|
| Checked By: | AS |
| Created By: | CW |
| Scale: | 1 " = 150 FT |
| Date/Time: | 01/25/2022; 14:33 |
| Project No.: | CPC20126 |

**Naphthalene Isoconcentration Map**
**Bedrock Unit**
**Colonial Pipeline Company**
**2020-L1-SR2448**
**Huntersville, North Carolina**

0 150 300 Feet

Release Site
Pipeline
6 Napthalene Isocontour
Monitoring Well (Bedrock)

<0.5 Constituent Not Detected Above Laboratory Practical Quantitation Limit
0.0 Naphthalene Concentration (µg/L)
FP = Free Product
NS = Not Sampled
µg/L = Micrograms per Liter

NCDEQ 2L Standard for Naphthalene is 6 µg/L
Bedrock Wells Not Used For Contouring
J - Estimated concentration above the adjusted method detection limit and below the adjusted reporting limit
Wells denoted (NS) were not sampled: MW-59D
Wells denoted (FP) due to LNAPL: MW-90D,91D

APEX

FIGURE
12B

Document Path: E:\Apex\Huntersville\Figures\MXDs\Figure 12B-Naphthalene Isoconcentration Map - Bedrock Unit_Portrait.mxd

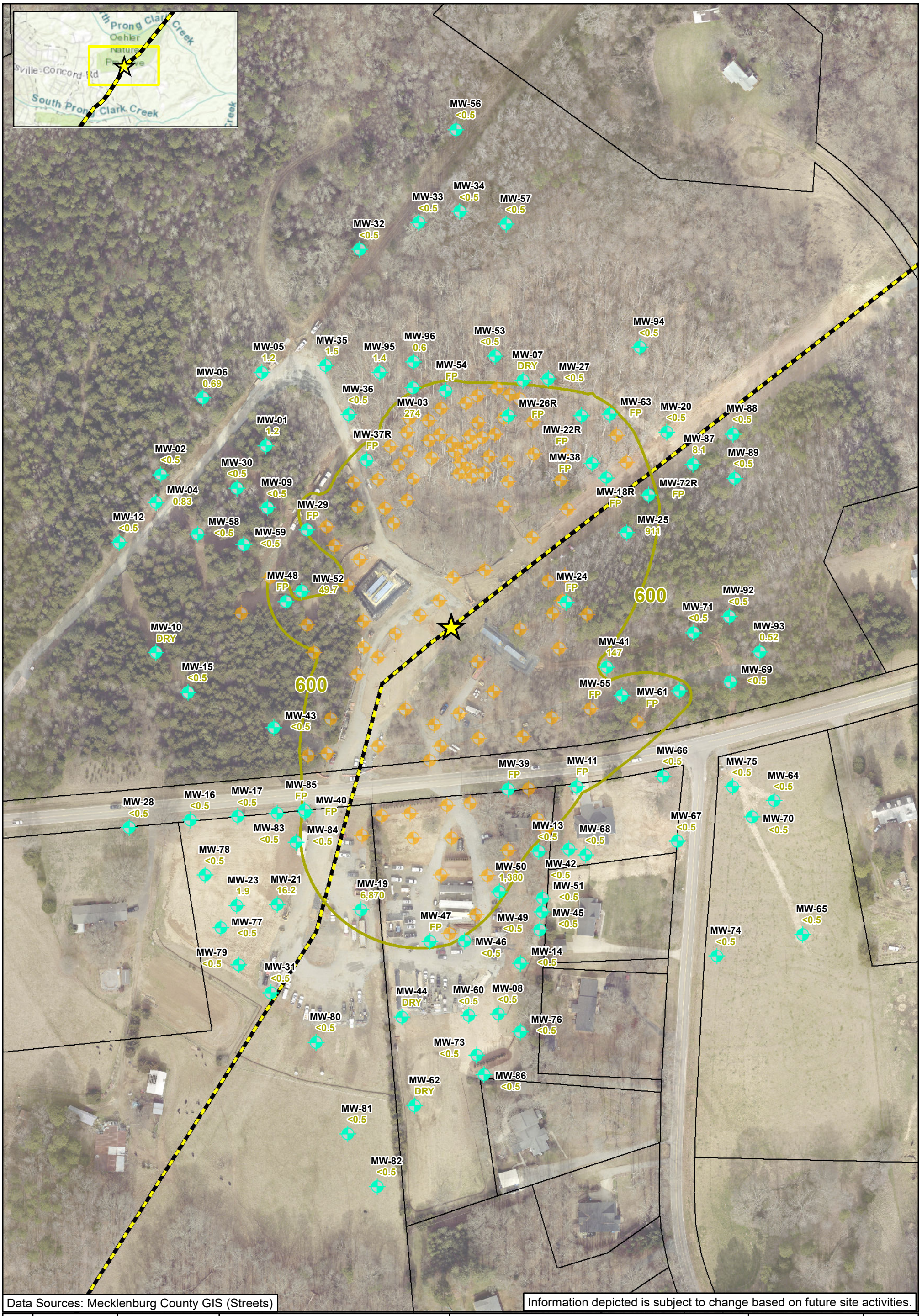


Data Sources: Mecklenburg County GIS (Streets)

Information depicted is subject to change based on future site activities.

| | |
|---|---|
| Checked By: | AS |
| Created By: | CW |
| Scale: | 1 " = 150 FT |
| Date/Time: | 01/25/2022; 14:10 |
| Project No.: | CPC20126 |

**Toluene Isoconcentration Map**
**Surficial Unit**
**Colonial Pipeline Company**
**2020-L1-SR2448**
**Huntersville, North Carolina**

0 150 300 Feet

Release Site
Pipeline
600 Toluene Isocontour
Recovery Well
Monitoring Well

<0.5 Constituent Not Detected Above Laboratory Practical Quantitation Limit
6870 Toluene Concentration (µg/L)
FP = Free Product
NS = Not Sampled
µg/L = Micrograms per Liter

NCDEQ 2L Standard for,Toluene is 600 µg/L
Bedrock Wells Not Used For Contouring
J - Estimated concentration above the adjusted method detection limit and below the adjusted reporting limit
Wells denoted (FP) due to LNAPL: MW-11,18R,22R,24,26R,29,37R,38,39,40,47,48,54,55,61,63,72R,85
Wells denoted (Dry): MW-07,10,44,62

APEX

FIGURE 13A

Document Path: E:\Apex\Huntersville\Figures\MXDs\Figure 13A-Toluene Isoconcentration Map - Surficial Unit_Portrait.mxd




| | |
|---|---|
| Checked By: | AS |
| Created By: | CW |
| Scale: | 1 " = 150 FT |
| Date/Time: | 01/25/2022; 14:42 |
| Project No.: | CPC20126 |

**Toluene Isoconcentration Map**
**Bedrock Unit**
**Colonial Pipeline Company**
**2020-L1-SR2448**
**Huntersville, North Carolina**

0 150 300 Feet

Release Site
Pipeline
600 Toluene Isocontour
Monitoring Well (Bedrock)

<0.5 Constituent Not Detected Above Laboratory Practical Quantitation Limit
4.9 Toluene Concentration (µg/L)
FP = Free Product
NS = Not Sampled
µg/L = Micrograms per Liter

NCDEQ 2L Standard for Toluene is 600 µg/L
Surficial Wells Not Used For Contouring
J - Estimated concentration above the adjusted method detection limit and below the adjusted reporting limit
Wells denoted (NS) were not sampled: MW-59D
Wells denoted (FP) due to LNAPL: MW-90D,91D

APEX

FIGURE
13B

Document Path: E:\Apex\Huntersville\Figures\MXDs\Figure 13B-Toluene Isoconcentration Map - Bedrock Unit_Portrait.mxd

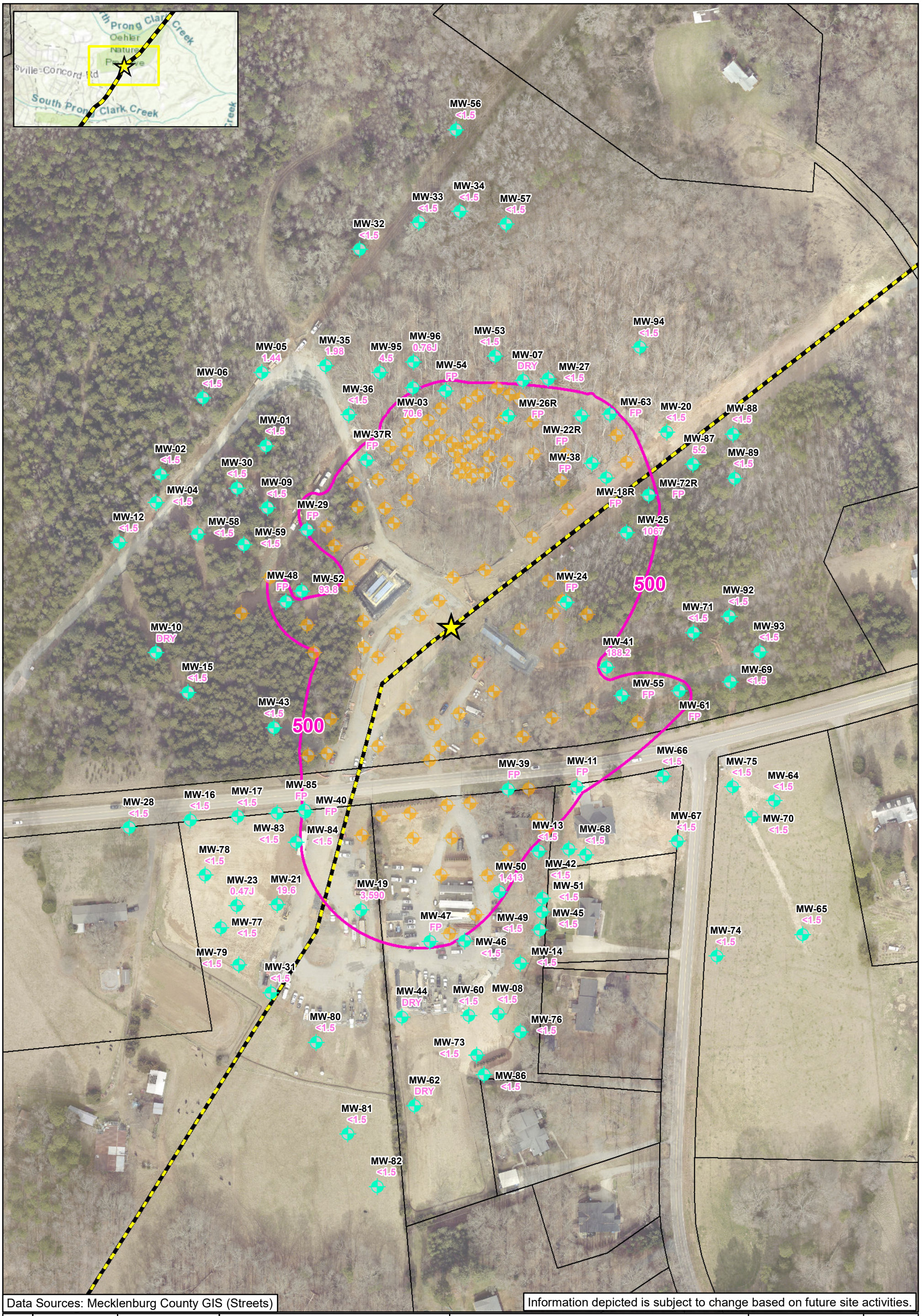


Data Sources: Mecklenburg County GIS (Streets)

Information depicted is subject to change based on future site activities.

| | |
|---|---|
| Checked By: | AS |
| Created By: | CW |
| Scale: | 1 " = 150 FT |
| Date/Time: | 01/25/2022; 14:02 |
| Project No.: | CPC20126 |

**Total Xylenes Isoconcentration Map**
**Surficial Unit**
**Colonial Pipeline Company**
**2020-L1-SR2448**
**Huntersville, North Carolina**

0 150 300 Feet

Release Site
Pipeline
500 Total Xylenes Isocontour
Recovery Well
Monitoring Well

<0.5 Constituent Not Detected Above Laboratory Practical Quantitation Limit
3590 Total Xylenes Concentration (µg/L)
FP = Free Product
NS = Not Sampled
µg/L = Micrograms per Liter

NCDEQ 2L Standard for Xylenes is 500 µg/L
Bedrock Wells Not Used For Contouring
J - Estimated concentration above the adjusted method detection limit and below the adjusted reporting limit
Wells denoted (FP) due to LNAPL: MW-11,18R,22R,24,26R,29,37R,38,39,40,47,48,54,55,61,63,72R,85
Wells denoted (Dry): MW-07,10,44,62

APEX

FIGURE 14A

Document Path: E:\Apex\Huntersville\Figures\MXDs\Figure 14A-Total Xylenes Isoconcentration Map - Surficial Unit_Portrait.mxd




| | |
|---|---|
| Checked By: | AS |
| Created By: | CW |
| Scale: | 1 " = 150 FT |
| Date/Time: | 01/25/2022; 14:44 |
| Project No.: | CPC20126 |

**Total Xylenes Isoconcentration Map**
**Bedrock Unit**
**Colonial Pipeline Company**
**2020-L1-SR2448**
**Huntersville, North Carolina**

0 150 300 Feet

Release Site
Pipeline
−500− Total Xylenes Isocontour
Monitoring Well (Bedrock)

<0.5 Constituent Not Detected Above Laboratory Practical Quantitation Limit
2.06 Total Xylenes Concentration (µg/L)
FP = Free Product
NS = Not Sampled
µg/L = Micrograms per Liter

NCDEQ 2L Standard for Xylenes is 500 µg/L
Surficial Wells Not Used For Contouring
J - Estimated concentration above the adjusted method detection limit and below the adjusted reporting limit
Wells denoted (NS) were not sampled: MW-59D
Wells denoted (FP) due to LNAPL: MW-90D,91D

APEX

FIGURE
14B

Document Path: E:\Apex\Huntersville\Figures\MXDs\Figure 14B-Total Xylenes Isoconcentration Map - Bedrock Unit_Portrait.mxd

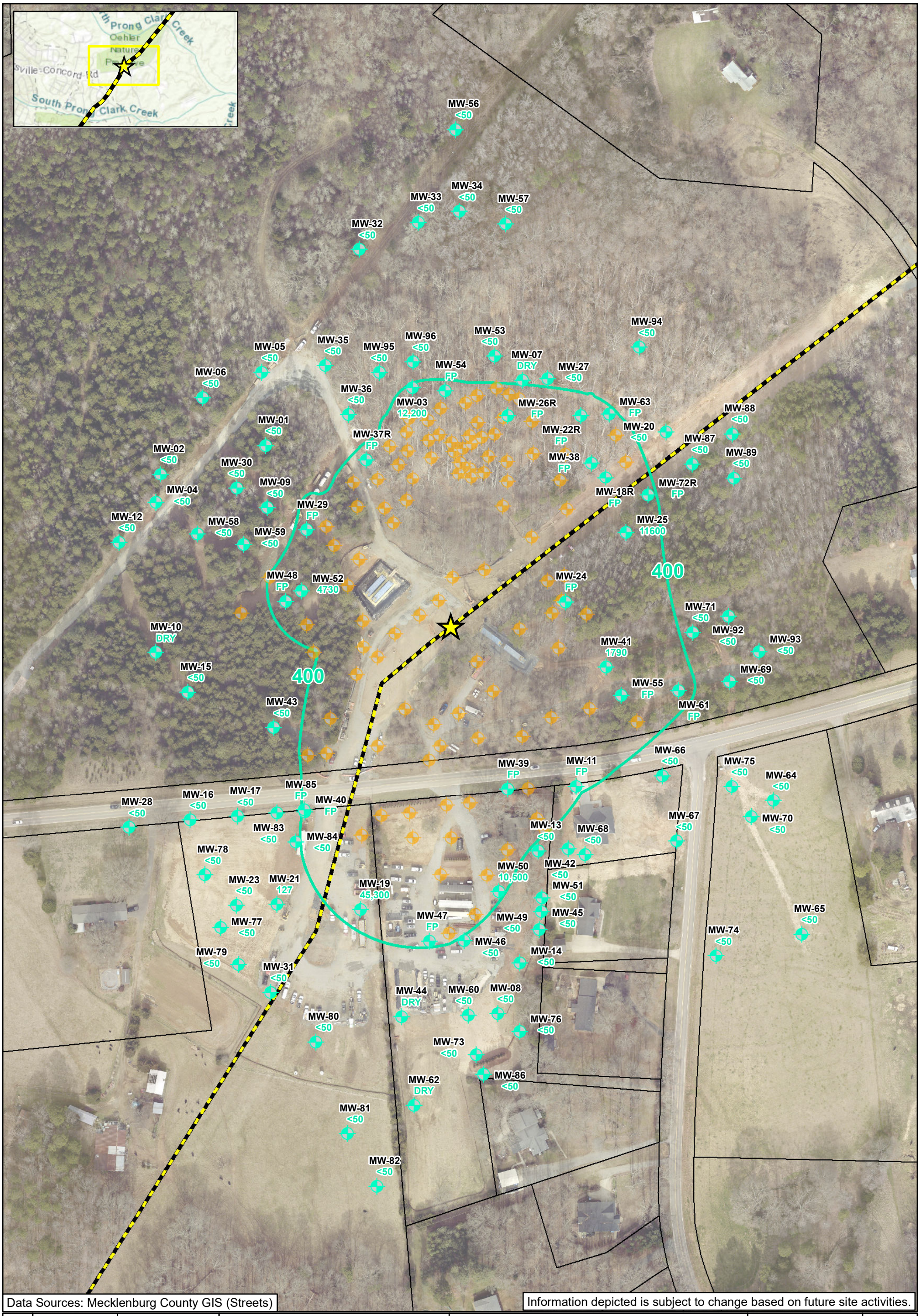


Data Sources: Mecklenburg County GIS (Streets)

Information depicted is subject to change based on future site activities.

| | |
|---|---|
| Checked By: | AS |
| Created By: | CW |
| Scale: | 1 " = 150 FT |
| Date/Time: | 01/25/2022; 13:01 |
| Project No.: | CPC20126 |

**C5-C8 Aliphatics Isoconcentration Map**
**Surficial Unit**
**Colonial Pipeline Company**
**2020-L1-SR2448**
**Huntersville, North Carolina**

0 150 300 Feet

Release Site
Pipeline
400 C5-C8 Aliphatics Isocontour (Dashed where Inferred)
Recovery Well
Monitoring Well

<0.5 Constituent Not Detected Above Laboratory Practical Quantitation Limit
45300 C5-C8 Aliphatics Concentration (µg/L)
FP = Free Product
NS = Not Sampled
µg/L = Micrograms per Liter

NCDEQ 2L Standard for C5-C8 Aliphatics is 400 µg/L
Bedrock Wells Not Used For Contouring
J - Estimated concentration above the adjusted method detection limit and below the adjusted reporting limit
Wells denoted (FP) due to LNAPL: MW-11,18R,22R,24,26R,29,37R,38,39,40,47,48,54,55,61,63,72R,85
Wells denoted (Dry): MW-07,10,44,62

APEX

FIGURE
15A

Document Path: E:\Apex\Huntersville\Figures\MXDs\Figure 15A-C5-C8 Aliphatics Isoconcentration Map - Surficial Unit_Portrait.mxd




| | |
|---|---|
| Checked By: | AS |
| Created By: | CW |
| Scale: | 1 " = 150 FT |
| Date/Time: | 01/25/2022; 14:45 |
| Project No.: | CPC20126 |

**C5-C8 Aliphatics Isoconcentration Map**
**Bedrock Unit**
**Colonial Pipeline Company**
**2020-L1-SR2448**
**Huntersville, North Carolina**

0 150 300 Feet

Release Site

Pipeline

—400— C5-C8 Aliphatics Isocontour (Dashed where Inferred)

Monitoring Well (Bedrock)

<0.5 Constituent Not Detected Above Laboratory Practical Quantitation Limit

131 C5-C8 Aliphatics Concentration (µg/L)

FP = Free Product

NS = Not Sampled

µg/L = Micrograms per Liter

NCDEQ 2L Standard for C5-C8 Aliphatics is 400 µg/L
Surficial Wells Not Used For Contouring
J - Estimated concentration above the adjusted method detection limit and below the adjusted reporting limit
Wells denoted (NS) were not sampled: MW-59D
Wells denoted (FP) due to LNAPL: MW-90D,91D

APEX

FIGURE

15B

Document Path: E:\Apex\Huntersville\Figures\MXDs\Figure 15B-C5-C8 Aliphatics Isoconcentration Map - Bedrock Unit_Portrait.mxd

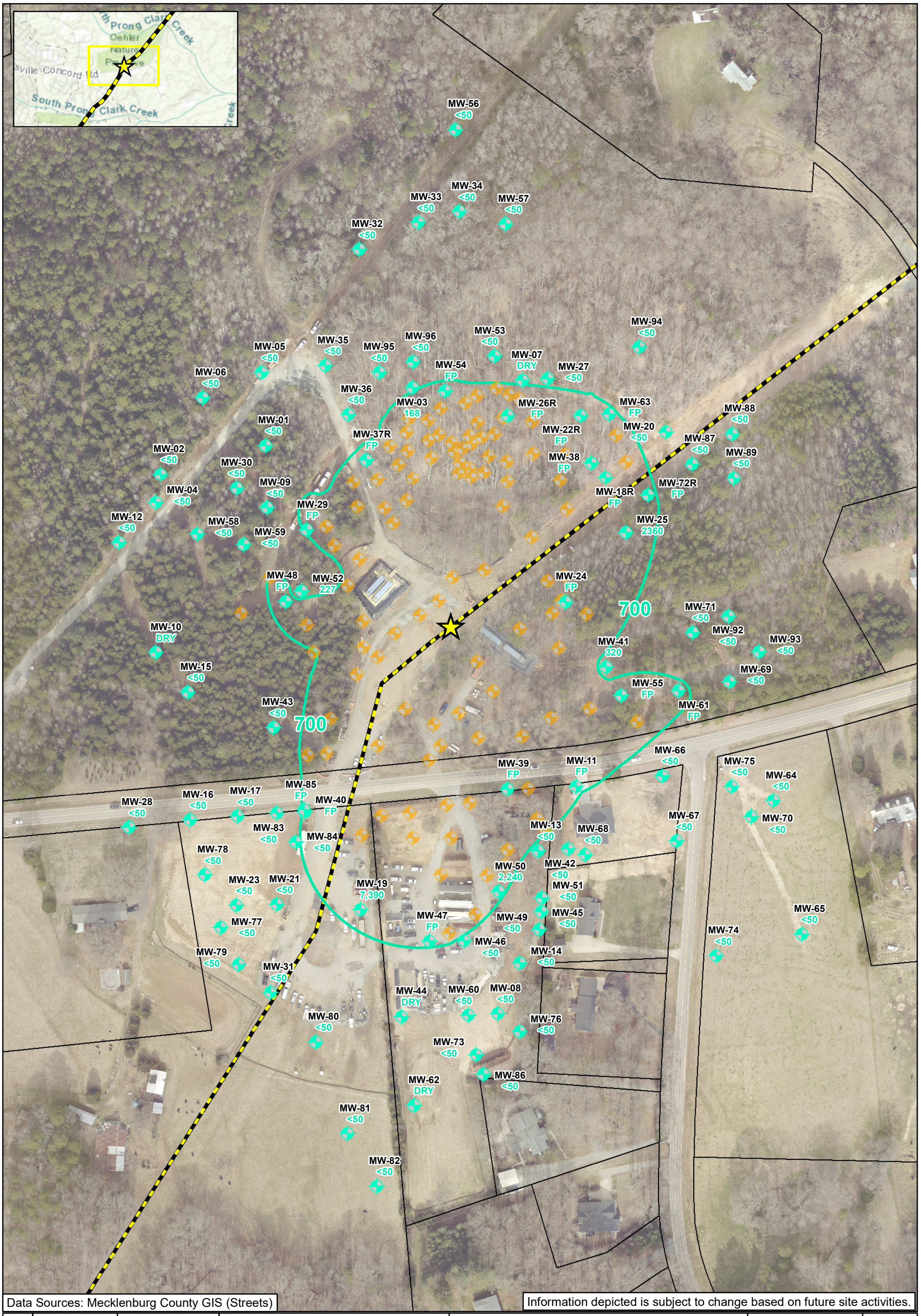


Data Sources: Mecklenburg County GIS (Streets)

Information depicted is subject to change based on future site activities.

| | |
|---|---|
| Checked By: | AS |
| Created By: | CW |
| Scale: | 1 " = 150 FT |
| Date/Time: | 01/25/2022; 14:01 |
| Project No.: | CPC20126 |

**C9-C12 Aliphatics Isoconcentration Map**
**Surficial Unit**
**Colonial Pipeline Company**
**2020-L1-SR2448**
**Huntersville, North Carolina**

0 150 300 Feet

Release Site

Pipeline

700 C9-C12 Aliphatics Isocontour (Dashed where Inferred)

Recovery Well

Monitoring Well

<0.5 Constituent Not Detected Above Laboratory Practical Quantitation Limit

7390 C9-C12 Aliphatics Concentration (µg/L)

FP = Free Product

NS = Not Sampled

µg/L = Micrograms per Liter

NCDEQ 2L Standard for C9-C12 Aliphatics is 700 µg/L
Bedrock Wells Not Used For Contouring
J - Estimated concentration above the adjusted method detection limit and below the adjusted reporting limit
Wells denoted (FP) due to LNAPL: MW-11,18R,22R,24,26R,29,37R,38,39,40,47,48,54,55,61,63,72R,85
Wells denoted (Dry): MW-07,10,44,62

APEX

FIGURE 16A

Document Path: E:\Apex\Huntersville\Figures\MXDs\Figure 16A-C9-C12 Aliphatics Isoconcentration Map - Surficial Unit_Portrait.mxd




| | |
|---|---|
| Checked By: | AS |
| Created By: | CW |
| Scale: | 1 " = 150 FT |
| Date/Time: | 01/25/2022; 14:53 |
| Project No.: | CPC20126 |

**C9-C12 Aliphatics Isoconcentration Map**
**Bedrock Unit**
**Colonial Pipeline Company**
**2020-L1-SR2448**
**Huntersville, North Carolina**

0 150 300 Feet

Release Site

Pipeline

700 C9-C12 Aliphatics Isocontour (Dashed where Inferred)

Monitoring Well (Bedrock)

<0.5 Constituent Not Detected Above Laboratory Practical Quantitation Limit

0.0 C9-C12 Aliphatics Concentration (µg/L)

FP = Free Product

NS = Not Sampled

µg/L = Micrograms per Liter

NCDEQ 2L Standard for C9-C12 Aliphatics is 700 µg/L
Bedrock Wells Not Used For Contouring
J - Estimated concentration above the adjusted method detection limit and below the adjusted reporting limit
Wells denoted (NS) were not sampled: MW-59D
Wells denoted (FP) due to LNAPL: MW-90D,91D

APEX

FIGURE

16B

Document Path: E:\Apex\Huntersville\Figures\MXDs\Figure 16B-C9-C12 Aliphatics Isoconcentration Map - Bedrock Unit_Portrait.mxd

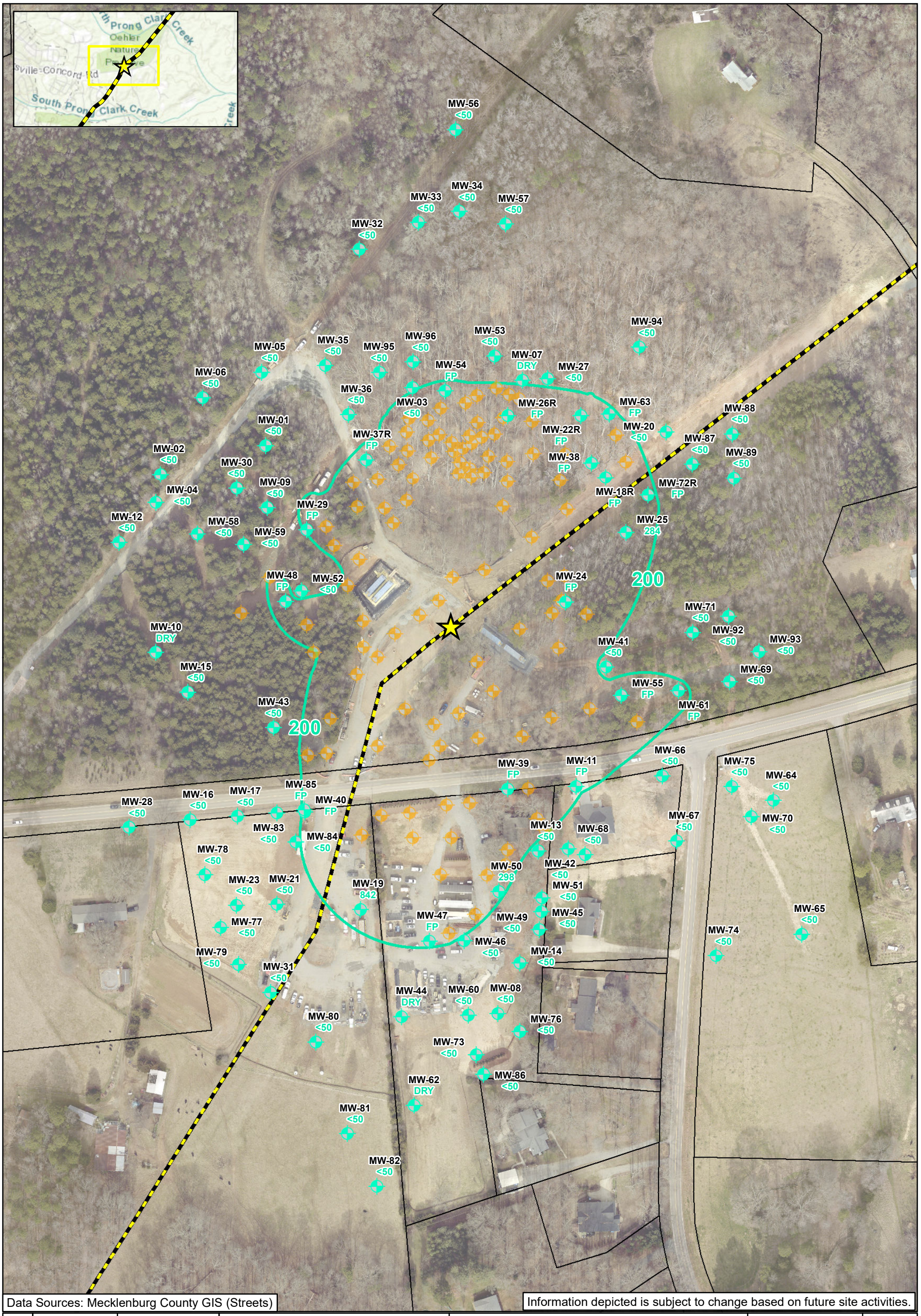


Data Sources: Mecklenburg County GIS (Streets)

Information depicted is subject to change based on future site activities.

| | |
|---|---|
| Checked By: | AS |
| Created By: | CW |
| Scale: | 1 " = 150 FT |
| Date/Time: | 01/25/2022; 13:59 |
| Project No.: | CPC20126 |

**C9-C10 Aromatics Isoconcentration Map**
**Surficial Unit**
**Colonial Pipeline Company**
**2020-L1-SR2448**
**Huntersville, North Carolina**

0 150 300 Feet

Release Site

Pipeline

200 C9-C10 Aromatics Isocontour (Dashed where Inferred)

Recovery Well

Monitoring Well

<0.5 Constituent Not Detected Above Laboratory Practical Quantitation Limit

842 C9-C10 Aromatics Concentration (µg/L)

FP = Free Product

NS = Not Sampled

µg/L = Micrograms per Liter

NCDEQ 2L Standard for C9-C10 Aromatics is 200 µg/L
Bedrock Wells Not Used For Contouring
J - Estimated concentration above the adjusted method detection limit and below the adjusted reporting limit
Wells denoted (FP) due to LNAPL: MW-11,18R,22R,24,26R,29,37R,38,39,40,47,48,54,55,61,63,72R,85
Wells denoted (Dry): MW-07,10,44,62

APEX

FIGURE 17A

Document Path: E:\Apex\Huntersville\Figures\MXDs\Figure 17A-C9-C10 Aromatics Isoconcentration Map - Surficial Unit_Portait.mxd




| | |
|---|---|
| Checked By: | AS |
| Created By: | CW |
| Scale: | 1 " = 150 FT |
| Date/Time: | 01/25/2022; 14:57 |
| Project No.: | CPC20126 |

**C9-C10 Aromatics Isoconcentration Map**
**Bedrock Unit**
**Colonial Pipeline Company**
**2020-L1-SR2448**
**Huntersville, North Carolina**

0 150 300 Feet

Release Site
Pipeline
200 C9-C10 Aromatics Isocontour (Dashed where Inferred)
Monitoring Well (Bedrock)

<0.5 Constituent Not Detected Above Laboratory Practical Quantitation Limit
0.0 C9-C10 Aromatics Concentration (µg/L)
FP = Free Product
NS = Not Sampled
µg/L = Micrograms per Liter

NCDEQ 2L Standard for C9-C10 Aromatics is 200 µg/L
Bedrock Wells Not Used For Contouring
J - Estimated concentration above the adjusted method detection limit and below the adjusted reporting limit
Wells denoted (NS) were not sampled: MW-59D
Wells denoted (FP) due to LNAPL: MW-90D,91D

APEX

FIGURE
17B

Document Path: E:\Apex\Huntersville\Figures\MXDs\Figure 17B-C9-C10 Aromatics Isoconcentration Map - Bedrock Unit_Portait.mxd

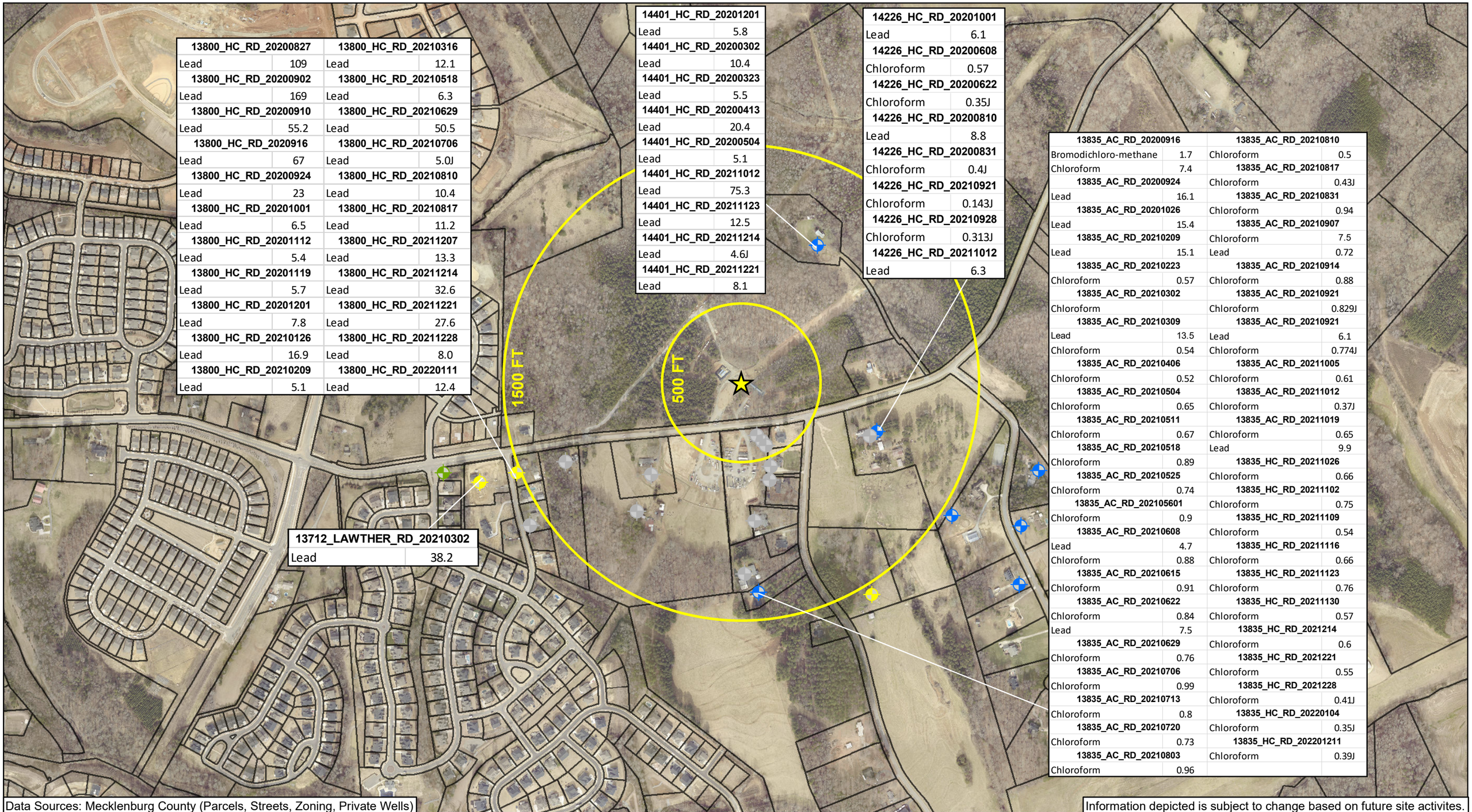


| 13800_HC_RD_20200827 | | 13800_HC_RD_20210316 | |
|---|---|---|---|
| Lead | 109 | Lead | 12.1 |
| **13800_HC_RD_20200902** | | **13800_HC_RD_20210518** | |
| Lead | 169 | Lead | 6.3 |
| **13800_HC_RD_20200910** | | **13800_HC_RD_20210629** | |
| Lead | 55.2 | Lead | 50.5 |
| **13800_HC_RD_2020916** | | **13800_HC_RD_20210706** | |
| Lead | 67 | Lead | 5.0J |
| **13800_HC_RD_20200924** | | **13800_HC_RD_20210810** | |
| Lead | 23 | Lead | 10.4 |
| **13800_HC_RD_20201001** | | **13800_HC_RD_20210817** | |
| Lead | 6.5 | Lead | 11.2 |
| **13800_HC_RD_20201112** | | **13800_HC_RD_20211207** | |
| Lead | 5.4 | Lead | 13.3 |
| **13800_HC_RD_20201119** | | **13800_HC_RD_20211214** | |
| Lead | 5.7 | Lead | 32.6 |
| **13800_HC_RD_20201201** | | **13800_HC_RD_20211221** | |
| Lead | 7.8 | Lead | 27.6 |
| **13800_HC_RD_20210126** | | **13800_HC_RD_20211228** | |
| Lead | 16.9 | Lead | 8.0 |
| **13800_HC_RD_20210209** | | **13800_HC_RD_20220111** | |
| Lead | 5.1 | Lead | 12.4 |

| 14401_HC_RD_20201201 | |
|---|---|
| Lead | 5.8 |
| **14401_HC_RD_20200302** | |
| Lead | 10.4 |
| **14401_HC_RD_20200323** | |
| Lead | 5.5 |
| **14401_HC_RD_20200413** | |
| Lead | 20.4 |
| **14401_HC_RD_20200504** | |
| Lead | 5.1 |
| **14401_HC_RD_20211012** | |
| Lead | 75.3 |
| **14401_HC_RD_20211123** | |
| Lead | 12.5 |
| **14401_HC_RD_20211214** | |
| Lead | 4.6J |
| **14401_HC_RD_20211221** | |
| Lead | 8.1 |

| 14226_HC_RD_20201001 | |
|---|---|
| Lead | 6.1 |
| **14226_HC_RD_20200608** | |
| Chloroform | 0.57 |
| **14226_HC_RD_20200622** | |
| Chloroform | 0.35J |
| **14226_HC_RD_20200810** | |
| Lead | 8.8 |
| **14226_HC_RD_20200831** | |
| Chloroform | 0.4J |
| **14226_HC_RD_20210921** | |
| Chloroform | 0.143J |
| **14226_HC_RD_20210928** | |
| Chloroform | 0.313J |
| **14226_HC_RD_20211012** | |
| Lead | 6.3 |

| 13835_AC_RD_20200916 | | 13835_AC_RD_20210810 | |
|---|---|---|---|
| Bromodichloro-methane | 1.7 | Chloroform | 0.5 |
| Chloroform | 7.4 | **13835_AC_RD_20210817** | |
| **13835_AC_RD_20200924** | | Chloroform | 0.43J |
| Lead | 16.1 | **13835_AC_RD_20210831** | |
| **13835_AC_RD_20201026** | | Chloroform | 0.94 |
| Lead | 15.4 | **13835_AC_RD_20210907** | |
| **13835_AC_RD_20210209** | | Chloroform | 7.5 |
| Lead | 15.1 | Lead | 0.72 |
| **13835_AC_RD_20210223** | | **13835_AC_RD_20210914** | |
| Chloroform | 0.57 | Chloroform | 0.88 |
| **13835_AC_RD_20210302** | | **13835_AC_RD_20210921** | |
| Chloroform | | Chloroform | 0.829J |
| **13835_AC_RD_20210309** | | **13835_AC_RD_20210921** | |
| Lead | 13.5 | Lead | 6.1 |
| Chloroform | 0.54 | Chloroform | 0.774J |
| **13835_AC_RD_20210406** | | **13835_AC_RD_20211005** | |
| Chloroform | 0.52 | Chloroform | 0.61 |
| **13835_AC_RD_20210504** | | **13835_AC_RD_20211012** | |
| Chloroform | 0.65 | Chloroform | 0.37J |
| **13835_AC_RD_20210511** | | **13835_AC_RD_20211019** | |
| Chloroform | 0.67 | Chloroform | 0.65 |
| **13835_AC_RD_20210518** | | Lead | 9.9 |
| Chloroform | 0.89 | **13835_HC_RD_20211026** | |
| **13835_AC_RD_20210525** | | Chloroform | 0.66 |
| Chloroform | 0.74 | **13835_HC_RD_20211102** | |
| **13835_AC_202105601** | | Chloroform | 0.75 |
| Chloroform | 0.9 | **13835_HC_RD_20211109** | |
| **13835_AC_RD_20210608** | | Chloroform | 0.54 |
| Lead | 4.7 | **13835_HC_RD_20211116** | |
| Chloroform | 0.88 | Chloroform | 0.66 |
| **13835_AC_RD_20210615** | | **13835_HC_RD_20211123** | |
| Chloroform | 0.91 | Chloroform | 0.76 |
| **13835_AC_RD_20210622** | | **13835_HC_RD_20211130** | |
| Chloroform | 0.84 | Chloroform | 0.57 |
| Lead | 7.5 | **13835_HC_RD_2021214** | |
| **13835_AC_RD_20210629** | | Chloroform | 0.6 |
| Chloroform | 0.76 | **13835_HC_RD_2021221** | |
| **13835_AC_RD_20210706** | | Chloroform | 0.55 |
| Chloroform | 0.99 | **13835_HC_RD_2021228** | |
| **13835_AC_RD_20210713** | | Chloroform | 0.41J |
| Chloroform | 0.8 | **13835_HC_RD_20220104** | |
| **13835_AC_RD_20210720** | | Chloroform | 0.35J |
| Chloroform | 0.73 | **13835_HC_RD_202201211** | |
| **13835_AC_RD_20210803** | | Chloroform | 0.39J |
| Chloroform | 0.96 | | |

| 13712_LAWTHER_RD_20210302 | |
|---|---|
| Lead | 38.2 |

Data Sources: Mecklenburg County (Parcels, Streets, Zoning, Private Wells)

Information depicted is subject to change based on future site activites.

| | |
|---|---|
| Checked By: | JM |
| Created By: | CW |
| Scale: | 1 " = 550 FT |
| Created On: | 01/28/2022; 14:34 |
| Project No.: | CPC20126 |

**Water Supply Well Sampling Results (Detections Only)**
**Colonial Pipeline Company**
**2020-L1-SR2448**
**Huntersville, North Carolina**

0 550 1,100 1,650 Feet

**Sampled Water Supply Wells:**

- Release Site
- Parcel Boundaries
- Non-Potable Use Well
- Potable Use Well
- Inactive Use Well
- Abandoned Well

**Note:**
All data in units of micrograms per liter (µg/L).
Well locations are approximated and sampling commenced once access was allowed.

APEX

FIGURE 18

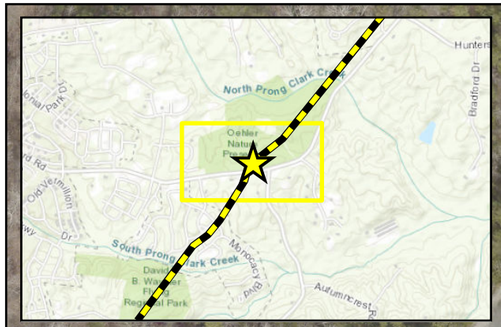


HUNTERSVILLE-CONCORD RD

ASBURY CHAPEL RD

AS-23
PV-18
AS-22
SVP-14
PV-17
AS-21
PV-16
AS-20
PV-15
SVP-15
AS-19
PV-14
AS-18
PV-12
PV-13
AS-17
AS-16
SVP-10
AS-07
PV-05
AS-06
PV-04
SVP-08
SVP-09
SVP-12
AS-02
AS-03
SVP-11
PV-01
AS-04
PV-02
AS-05
AS-08
PV-06
AS-09
PV-07
SVP-06
SVP-07
SVP-02
SVP-03
SVP-01
SVP-04
SVP-13
AS-12
AS-13
PV-10
AS-14
AS-15
PV-11
PV-09
SVP-05
AS-11
PV-08
AS-10

Data Sources: Mecklenburg County GIS (Streets), US Geological Survey (Elevation Products)

| | |
|---|---|
| Checked By: | AS |
| Created By: | CW |
| Scale: | 1 " = 100 FT |
| Date/Time: | 01/26/2022; 14:58 |
| Project No.: | CPC20126 |

**Air Sparge System Layout & Risk Calculator Output**
**Colonial Pipeline Company**
**2020-L1-SR2448**
**Huntersville, North Carolina**

0 100 200 300 Feet

Release Site
Pipeline
Air Sparge Well
Soil Vapor Extraction Well
Soil Vapor Monitoring Point
AreaRae Monitoring Station

Note: The following locations were inactive during the period of 8/23-9/10: AS-15, PV-11, AS-14, PV-10, AS-13, PV-09, AS-12, AS-11, AS-10

APEX

FIGURE 19

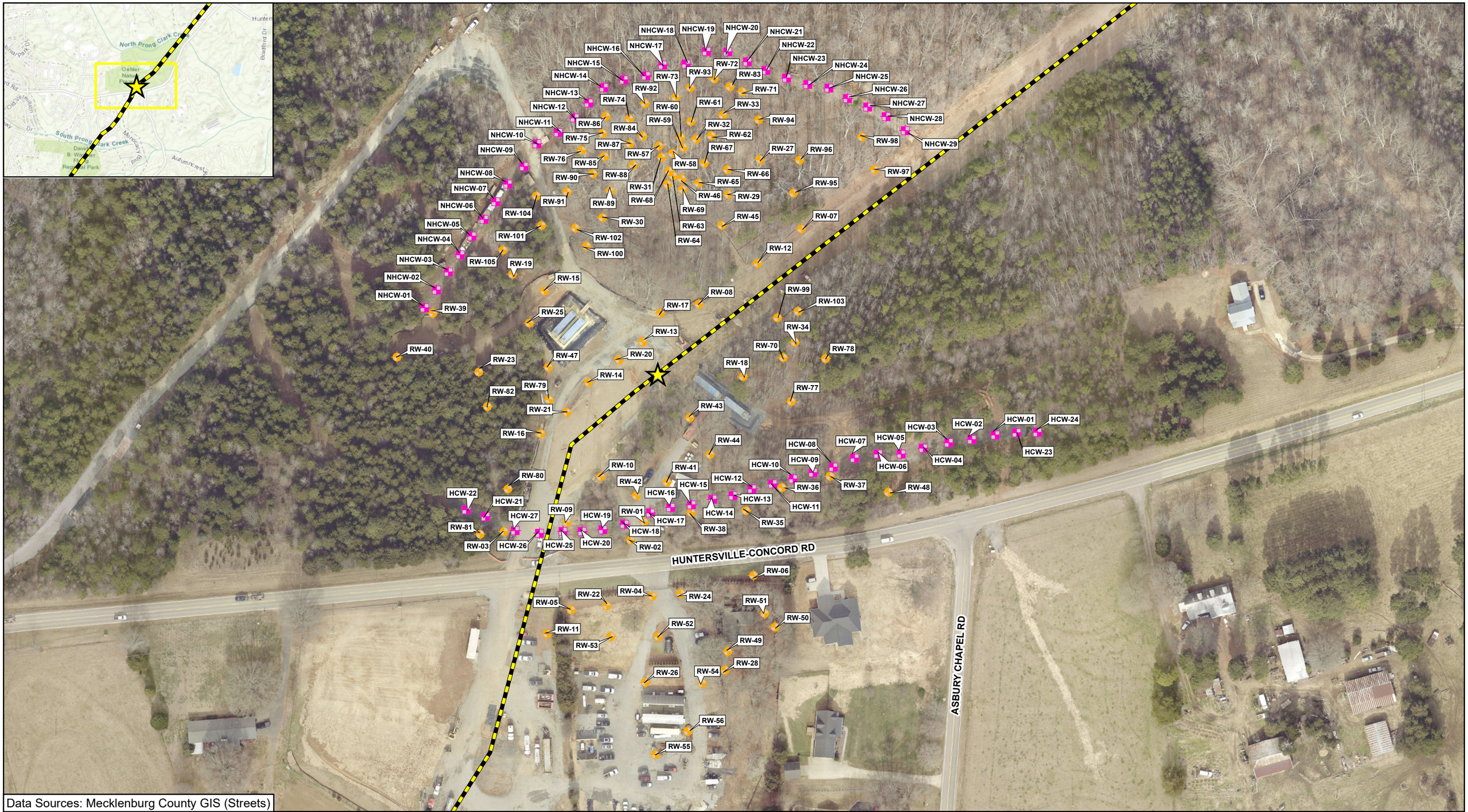


Data Sources: Mecklenburg County GIS (Streets)

| | |
|---|---|
| Checked By: | AS |
| Created By: | CW |
| Scale: | 1 " = 120 FT |
| Date/Time: | 01/26/2022; 14:53 |
| Project No.: | CPC20126 |

**Recovery and Hydraulic Control Well System Layout**
**Colonial Pipeline Company**
**2020-L1-SR2448**
**Huntersville, North Carolina**

0 120 240 360 Feet

Release Site
Pipeline
Recovery Well
Hydraulic Control Well

APEX

FIGURE
20

# TABLES

# Table 1
## Summary of Pipeline Excavation Soil Sampling Results

Colonial Pipeline Company
2020-L1-SR2448
Huntersville, North Carolina

| Lab Report | Sample ID | Sample Date | Volatile Organic Compounds (EPA 8260D) (mg/kg) | | | | | | | | | | | | | | | | | | | | | | | | MADEP VPH (mg/kg) | | | |
|---|---|---|---|---|---|---|---|---|---|---|---|---|---|---|---|---|---|---|---|---|---|---|---|---|---|---|---|---|---|---|
| | | | 1,1,2-Trichloroethane | 1,1-Dichloroethane | 1,2,3-Trimethylbenzene | 1,2,4-Trimethylbenzene | 1,3,5-Trimethylbenzene | 2-Butanone (MEK) | Acetone | Benzene | Chlorobenzene | Chloroform | Diisopropyl ether | Ethylbenzene | Isopropylbenzene (Cumene) | Methyl-tert-butyl ether | Methylene Chloride | Naphthalene | Styrene | Tetrachloroethene | Toluene | o-Xylene | Xylene (Total) | n-Butylbenzene | n-Propylbenzene | p-Isopropyltoluene | sec-Butylbenzene | Aliphatic (C05-C08) | Aliphatic (C09-C12) | Aromatic (C09-C10), Unadjusted | Total VPH |
| **Soil-to-Water MSCCs** | | | **0.0032** | **0.0019** | **NE** | **6.6** | **6.6** | **16** | **24** | **0.0072** | **0.44** | **0.34** | **0.32** | **8.0** | **1.3** | **0.085** | **0.023** | **0.2** | **0.9** | **0.0050** | **6.0** | **6.0** | **6.0** | **2.4** | **1.4** | **NE** | **2.2** | **68** | **540** | **31** | **NE** |
| **Residential MSCCs** | | | **11.6** | **7.29** | **NE** | **156** | **156** | **9,380** | **14,000** | **12** | **312** | **21** | **NE** | **60.3** | **1,560** | **156** | **93.8** | **5.5** | **3,120** | **93.8** | **3,120** | **3,120** | **3,120** | **782** | **1,560** | **NE** | **1,560** | **625** | **1,560** | **469** | **NE** |
| **Industrial / Commercial MSCCs** | | | **57.3** | **35.9** | **NE** | **2,330** | **2,330** | **140,000** | **210,000** | **59.4** | **4,670** | **105** | **2,330** | **297** | **23,330** | **1,810** | **1,400** | **27** | **46,700** | **1,400** | **46,700** | **46,700** | **46,700** | **11,600** | **23,300** | **NE** | **23,300** | **9,340** | **23,300** | **7,000** | **NE** |
| 92506678 | North Wall | 11/17/2020 | <0.00446 | <0.00446 | <0.00891 | **0.00441J** | <0.00891 | <0.178 | <0.0891 | **0.0203** | <0.00446 | <0.00446 | <0.00178 | **0.00665** | <0.00446 | **0.000981J** | <0.0446 | <0.0224 | <0.0224 | <0.00446 | **0.0666** | NA | **0.0323** | <0.0224 | <0.00891 | <0.00891 | <0.0224 | <8.65 | <8.65 | <8.65 | <8.65 |
| 92506678 | South Wall | 11/17/2020 | <0.00649 | <0.00649 | <0.0130 | **0.00538J** | <0.0130 | <0.259 | <0.130 | **0.0222** | <0.00649 | <0.00649 | <0.00259 | **0.0168** | <0.00649 | **0.0582** | **0.0178J** | <0.0324 | <0.0324 | <0.00649 | **0.147** | NA | **0.0722** | <0.0324 | <0.0130 | <0.0130 | <0.0324 | <8.64 | <8.64 | <8.64 | <8.64 |
| 92506486 | 0-B | 11/15/2020 | <0.00450 | <0.00450 | **0.0508** | **0.0784** | **0.0350** | <0.180 | <0.0901 | **0.00225** | <0.00450 | <0.00450 | <0.00180 | **0.00411J** | **0.000995J** | <0.00180 | <0.0450 | **0.122** | <0.0225 | <0.00450 | **0.0108** | NA | **0.0286** | <0.0225 | **0.00368J** | **0.0119** | **0.00541J** | <9.22 | **4.63J** | <9.22 | **4.63J** |
| 92506486 | 0-E | 11/15/2020 | <0.00431 | <0.00431 | <0.00862 | **0.00281J** | <0.00862 | <0.172 | <0.0862 | <0.00172 | <0.00431 | <0.00431 | <0.00172 | **0.00150J** | <0.00431 | **0.00248** | <0.0431 | <0.0216 | **0.000412J** | <0.00431 | **0.00252J** | NA | **0.00179J** | <0.0216 | <0.00862 | <0.00862 | <0.0216 | <8.68 | <8.68 | <8.68 | <8.68 |
| 92506486 | 0-W | 11/15/2020 | <0.00440 | <0.00440 | **0.0132** | **0.0372** | **0.0159** | <0.176 | <0.0880 | **0.138** | <0.00440 | <0.00440 | **0.00525** | **0.0284** | **0.00161J** | **0.000880J** | <0.0440 | <0.0220 | <0.0220 | <0.00440 | **0.518** | NA | **0.287** | <0.0220 | **0.00498J** | <0.00880 | <0.0220 | **3.97J** | <8.86 | <8.86 | **3.97J** |
| 92506486 | 25-B | 11/15/2020 | <0.00451 | <0.00451 | **0.0341** | **0.101** | **0.0466** | <0.181 | <0.0903 | **0.0143** | <0.00451 | <0.00451 | <0.00181 | **0.0312** | **0.00289J** | <0.00181 | <0.0451 | <0.0226 | <0.0226 | <0.00451 | **0.136** | NA | **0.226** | <0.0226 | **0.0155** | <0.00903 | <0.0226 | **4.26J** | **3.34J** | <8.83 | **7.60J** |
| 92506486 | 25-E | 11/15/2020 | <0.00472 | <0.00472 | <0.00945 | **0.00316J** | <0.00945 | <0.189 | <0.0945 | **0.00185J** | <0.00472 | <0.00472 | <0.00189 | **0.00171J** | <0.00472 | **0.00148J** | <0.0472 | <0.0236 | <0.0236 | <0.00472 | **0.00584J** | NA | **0.00282J** | <0.0236 | <0.00945 | <0.00945 | <0.0236 | **4.57J** | <9.48 | <9.48 | **4.57J** |
| 92506486 | 25-W | 11/15/2020 | <0.00444 | <0.00444 | **0.0436** | **0.131** | **0.0356** | <0.178 | <0.0889 | **0.444** | <0.00444 | <0.00444 | **0.0509** | **0.180** | **0.00685** | **0.00624** | <0.0444 | <0.0222 | <0.0222 | <0.00444 | **1.71** | NA | **0.921** | <0.0222 | **0.0233** | <0.00889 | <0.0222 | **7.03J** | **3.99J** | <8.68 | **11.0** |
| 92506486 | 50-B | 11/15/2020 | <0.00425 | <0.00425 | **0.00464J** | **0.0145** | **0.00747J** | <0.170 | <0.0851 | **0.00650** | <0.00425 | <0.00425 | <0.00170 | **0.00541** | <0.00425 | <0.00170 | <0.0425 | <0.0213 | <0.0213 | <0.00425 | **0.0446** | NA | **0.0487** | <0.0213 | **0.00185J** | <0.00851 | <0.0213 | **3.35J** | **4.55J** | <8.59 | **7.90J** |
| 92506486 | 50-E | 11/15/2020 | <0.0358 | <0.0358 | <0.0716 | **0.0498J** | <0.0716 | <1.43 | <0.716 | **0.0281** | <0.0358 | <0.0358 | <0.0143 | **0.0115J** | **0.0392** | <0.0143 | <0.358 | **1.03** | <0.179 | <0.0358 | **0.0682J** | NA | **0.0510J** | **0.240** | <0.0716 | <0.0716 | **0.0542J** | **5.30J** | <8.99 | <8.99 | **5.30J** |
| 92506486 | 50-W | 11/15/2020 | <0.0354 | <0.0354 | **61.7** | **219** | **63.8** | <1.41 | <0.707 | **10.8** | <0.0354 | <0.0354 | <0.0141 | **130** | **11.1** | **0.251** | <0.354 | **22.8** | <0.177 | <0.0354 | **285** | NA | **735** | **11.8** | **45.2** | **2.44** | **4.10** | **1,300** | **1,360** | **567** | **3240** |
| 92506486 | 75-B | 11/16/2020 | <0.00425 | <0.00425 | <0.00850 | <0.00850 | <0.00850 | <0.170 | <0.0850 | **0.00534** | <0.00425 | <0.00425 | <0.00170 | <0.00425 | <0.00425 | **0.000623J** | <0.0425 | <0.0213 | <0.0213 | <0.00425 | **0.0182** | NA | **0.00566J** | <0.0213 | <0.00850 | <0.00850 | <0.0213 | **3.34J** | **3.42J** | <8.30 | **6.76J** |
| 92506486 | 75-E | 11/16/2020 | <0.00450 | <0.00450 | <0.00897 | **0.00445J** | <0.00897 | <0.179 | <0.0897 | **0.0410** | <0.00450 | <0.00450 | <0.00179 | **0.00812** | <0.00450 | <0.00179 | **0.0268J** | <0.0224 | <0.0224 | <0.00450 | **0.0999** | NA | **0.0240** | <0.0224 | <0.00897 | <0.00897 | <0.0224 | **3.25J** | <8.46 | <8.46 | **3.25J** |
| 92506486 | 75-W | 11/16/2020 | <0.0330 | <0.0330 | **40.5** | **143** | **40.0** | <1.32 | <0.659 | **7.53** | <0.0330 | <0.0330 | <0.0132 | **60.6** | **7.43** | **0.149** | <0.330 | **15.7** | <0.165 | <0.0330 | **148** | NA | **346** | **6.61** | **29.2** | **1.56** | **2.78** | **3,960** | **4,460** | **2,010** | **10400** |
| 92506486 | 100-B | 11/16/2020 | <0.00360 | <0.00360 | **0.00308J** | **0.00729** | **0.00390J** | <0.144 | <0.0719 | **0.00657** | <0.00360 | <0.00360 | <0.00144 | **0.00108J** | <0.00360 | <0.00144 | <0.0360 | <0.0180 | <0.0180 | <0.00360 | **0.0164** | NA | **0.00749J** | <0.0180 | <0.00719 | <0.00719 | <0.0180 | **16.4** | <7.15 | <7.15 | **16.4** |
| 92506486 | 100-E | 11/16/2020 | <0.00436 | <0.00436 | **0.00341J** | **0.0190** | **0.00981** | <0.174 | <0.0871 | **0.147** | <0.00436 | <0.00436 | <0.00174 | **0.0373** | **0.00111J** | <0.00174 | <0.0436 | <0.0218 | <0.0218 | <0.00436 | **0.420** | NA | **0.156** | <0.0218 | **0.00850J** | <0.00871 | <0.0218 | **3.58J** | <8.81 | <8.81 | **3.58J** |
| 92506486 | 100-W | 11/16/2020 | <0.00505 | <0.00505 | **0.0595** | **0.148** | **0.0492** | <0.202 | <0.101 | **0.786** | <0.00505 | <0.00505 | **0.138** | **0.0593** | **0.00106J** | **0.0125** | **0.0380J** | <0.0253 | <0.0253 | <0.00505 | **1.98** | NA | **1.33** | <0.0253 | **0.00211J** | <0.0101 | <0.0253 | **6.10J** | **4.63J** | <9.61 | **10.7** |
| 92506486 | 125-B | 11/16/2020 | <0.00328 | <0.00328 | **0.00423J** | **0.00767** | **0.00498J** | <0.131 | <0.0655 | **0.0949** | <0.00328 | <0.00328 | <0.00131 | <0.00328 | <0.00328 | **0.00117J** | <0.0328 | <0.0164 | <0.0164 | <0.00328 | **0.152** | NA | **0.0761** | <0.0164 | <0.00655 | <0.00655 | <0.0164 | **8.05** | <6.54 | <6.54 | **8.05** |
| 92506486 | 125-E | 11/16/2020 | <0.00308 | <0.00308 | <0.00616 | <0.00616 | <0.00616 | <0.123 | <0.0616 | **0.0172** | <0.00308 | <0.00308 | <0.00123 | **0.00155J** | <0.00308 | <0.00123 | <0.0308 | <0.0154 | <0.0154 | <0.00308 | **0.0362** | NA | **0.0103** | <0.0154 | <0.00616 | <0.00616 | <0.0154 | **2.53J** | <6.39 | <6.39 | **2.53J** |
| 92506486 | 125-W | 11/16/2020 | <0.00376 | <0.00376 | <0.00752 | <0.00752 | <0.00752 | <0.150 | <0.0752 | **0.0172** | <0.00376 | <0.00376 | **0.0119** | <0.00376 | <0.00376 | <0.00150 | <0.0376 | <0.0188 | <0.0188 | <0.00376 | **0.00585J** | NA | **0.0156** | <0.0188 | <0.00752 | <0.00752 | <0.0188 | <7.58 | <7.58 | <7.58 | <7.58 |
| 92506486 | 150-B | 11/16/2020 | <0.139 | <0.139 | **20.2** | **69.2** | **21.6** | <5.58 | <2.79 | **4.63** | <0.139 | **0.656** | **0.386** | **30.8** | **2.86** | <0.0558 | <1.39 | **5.33** | <0.697 | <0.139 | **49.2** | NA | **206** | **3.68** | **13.8** | **0.663** | **1.36** | **894** | **472** | **216** | **1580** |
| 92506486 | 150-E | 11/16/2020 | <0.00342 | <0.00342 | **0.00491J** | <0.00684 | **0.00346J** | <0.137 | <0.0684 | **0.083** | <0.00342 | <0.00342 | <0.00137 | **0.00137J** | <0.00342 | <0.00137 | <0.0342 | <0.0171 | <0.0171 | <0.00342 | **0.0553** | NA | **0.0480** | <0.0171 | <0.00684 | <0.00684 | <0.0171 | **3.86J** | <6.99 | <6.99 | **3.86J** |
| 92506486 | 150-W | 11/16/2020 | <0.00342 | <0.00342 | **0.150** | **0.120** | **0.0858** | <0.149 | <0.0684 | **0.436** | <0.00342 | <0.00372 | <0.00137 | **0.00137J** | **0.00465** | **0.0320** | <0.0372 | <0.0171 | <0.0171 | <0.00342 | **0.0553** | NA | **0.0480** | <0.0171 | <0.00684 | <0.00684 | <0.0171 | **4.46J** | **3.68J** | <6.99 | **3.86J** |
| 92506486 | 175-B | 11/16/2020 | <0.0572 | <0.0572 | **44.9** | **141** | **49.1** | **23.1** | <1.14 | **10.8** | <0.0572 | **1.84** | <0.0229 | **87.8** | **6.85** | <0.0229 | <0.572 | **25.3** | <0.286 | <0.0572 | **136** | NA | **559** | **8.44** | **32.5** | **1.40** | **2.37** | **2,750** | **2,250** | **650** | **2250** |
| 92506486 | 175-E | 11/16/2020 | <0.0295 | <0.0295 | **7.04** | **23.6** | **7.12** | <1.18 | <0.589 | **2.03** | <0.0295 | <0.0295 | **1.77** | **10.9** | **0.854** | **0.239** | <0.295 | **2.93** | <0.147 | <0.0295 | **18.4** | NA | **68.5** | **1.06** | **4.42** | **0.243** | **0.442** | **1,800** | **2,610** | **725** | **4400** |
| 92506486 | 175-W | 11/16/2020 | <0.127 | <0.127 | **84.5** | **277** | **98** | <5.08 | <2.54 | **27.4** | <0.127 | <0.127 | **11.0** | **193** | **16.1** | **0.588** | <1.27 | **29.2** | <0.635 | <0.127 | **348** | NA | **1,250** | **14.2** | **68.5** | **2.64** | **4.78** | **4,800** | **4,720** | **686** | **9520** |
| 92506678 | 200-B | 11/17/2020 | <0.00444 | <0.00444 | **0.783** | **0.904** | **0.799** | <0.178 | <0.0888 | **0.527** | <0.00444 | <0.00444 | **2.25** | **0.0296** | **0.00408J** | **0.233** | <0.0444 | **0.0827** | <0.0222 | <0.00444 | **0.609** | <7.2 | **2.89** | <0.0222 | **0.0101** | **0.0277** | **0.0121J** | **26.1** | **16.0** | **3.43J** | **42.1** |
| 92506678 | 200-E | 11/17/2020 | <0.0711 | <0.0711 | **136** | **495** | **149** | <2.84 | <1.42 | **56.2** | **0.353** | <0.0711 | **22.9** | **398** | **19.8** | **1.49** | <0.711 | **59.5** | <0.356 | <0.0711 | **877** | <6.3 | **2,210** | **27.2** | **106** | **4.31** | **8.25** | **8,490** | **4,310** | **1,480** | **14300** |
| 92506678 | 200-W | 11/17/2020 | <0.0734 | <0.0734 | **96.4** | **348** | **105** | <2.94 | <1.47 | **10.1** | **0.308** | <0.0734 | **3.35** | **153** | **14.7** | **0.280** | <0.734 | **43.7** | <0.367 | **0.0945** | **201** | **3.6** | **997** | **19.8** | **68.5** | **3.13** | **6.83** | **1,930** | **3,820** | **1,150** | **5750** |
| 92506678 | 225-B | 11/17/2020 | <0.182 | <0.182 | **103** | **354** | **110** | <7.30 | <3.65 | **9.34** | <0.182 | <0.182 | **1.13** | **190** | **2.36** | <0.0730 | <1.82 | **12.7** | <0.912 | <0.182 | **312** | <4.6 | **1,190** | **3.93** | **68.6** | **0.641** | **1.21** | **2,470** | **1,160** | **696** | **4330** |
| 92506678 | 225-E | 11/17/2020 | <0.0823 | <0.0823 | **96.8** | **315** | **90.4** | <3.29 | <1.65 | **60.4** | <0.0823 | <0.0823 | **3.42** | **199** | **29.8** | **0.497** | <0.823 | **45.6** | <0.412 | <0.0823 | **517** | <5 | **1,100** | **22.9** | **102** | **5.10** | **9.63** | **5,090** | **6,240** | **1,500** | **11300** |
| 92506678 | 225-W | 11/17/2020 | <0.0834 | <0.0834 | **129** | **439** | **125** | <3.34 | <1.67 | **49.1** | **0.395** | <0.0834 | **2.77** | **310** | **34.2** | **0.225** | <0.834 | **60.9** | <0.417 | <0.0834 | **661** | <5.5 | **1,700** | **25.4** | **104** | **5.49** | **10.6** | **6,790** | **4,680** | **1,700** | **13200** |
| 92506678 | 250-B | 11/17/2020 | <0.0824 | <0.0824 | **79.7** | **260** | **78.1** | <3.29 | <1.65 | **42.2** | <0.0824 | <0.0824 | **3.28** | **130** | **13.6** | **0.336** | <0.824 | **32.8** | <0.413 | <0.0824 | **344** | <4.9 | **705** | **13.5** | **55.2** | **2.95** | **4.61** | **44.5** | **38.2** | **25.7** | **108** |
| 92506678 | 250-E | 11/17/2020 | <0.00437 | <0.00437 | **0.267** | **0.743** | **0.190** | **0.490** | **1.87** | **1.90** | <0.00437 | <0.00437 | **0.106** | **0.571** | **0.0206** | **0.0462** | <0.0437 | **0.146** | <0.0219 | <0.00437 | **6.45** | <5.5 | **3.45** | **0.0101J** | **0.0832** | <0.00875 | <0.0219 | **13.0** | **5.25J** | **3.41J** | **21.7** |
| 92506678 | 250-W | 11/17/2020 | <0.0927 | <0.0927 | **148** | **519** | **146** | <3.71 | <1.85 | **64.0** | **0.391** | <0.0927 | **9.94** | **413** | **35.7** | **0.590** | <0.927 | **65.2** | <0.464 | <0.0927 | **935** | <5.5 | **2,150** | **24.3** | **116** | **5.33** | **9.09** | **8,610** | **6,250** | **2,180** | **17100** |
| 92506678 | 275-B | 11/17/2020 | <0.0832 | <0.0832 | **75.1** | **243** | **72.6** | <3.33 | <1.66 | **28.6** | <0.0832 | <0.0832 | **0.519** | **86.2** | **10.6** | **0.0419** | <0.832 | **23.0** | <0.416 | <0.0832 | **285** | **501** | **469** | **11.9** | **53.6** | **2.43** | **4.03** | **2,660** | **1,230** | **636** | **4530** |
| 92506678 | 275-E | 11/17/2020 | <0.00426 | <0.00426 | **0.159** | **0.461** | **0.134** | <0.170 | **0.0871** | **1.08** | <0.00426 | <0.00426 | **0.0553** | **0.0657** | **0.00294J** | **0.00911** | <0.0426 | **0.0349** | <0.0214 | <0.00426 | **2.86** | <4.9 | **2.67** | <0.0214 | **0.00673J** | <0.00852 | <0.0214 | **10.6** | **7.65J** | **4.10J** | **22.3** |
| 92506678 | 275-W | 11/17/2020 | <0.00369 | <0.00369 | **0.548** | **1.58** | **0.416** | **0.428** | **1.13** | **1.33** | <0.00369 | <0.00369 | **0.273** | **0.820** | **0.0450** | **0.0826** | <0.0369 | **0.400** | <0.0184 | <0.00369 | **6.22** | <5 | **4.61** | **0.0503** | **0.226** | **0.0113** | **0.0181J** | **409** | **656** | **241** | **1070** |
| 92506678 | 300-B | 11/17/2020 | <0.0792 | <0.0792 | **0.190** | **0.738** | **0.231** | <3.17 | <1.58 | **0.342** | <0.0792 | <0.0792 | <0.0317 | <0.0791 | **0.0769J** | <0.0317 | <0.792 | **1.70** | <0.396 | <0.0792 | **0.720** | <7.7 | **0.402** | **0.250J** | **0.121J** | <0.158 | <0.396 | **16.9** | **2.85J** | <7.91 | **19.8** |

**Table 1**
**Summary of Pipeline Excavation Soil Sampling Results**

Colonial Pipeline Company
2020-L1-SR2448
Huntersville, North Carolina

| Lab Report | Sample ID | Sample Date | Volatile Organic Compounds (EPA 8260D) (mg/kg) | | | | | | | | | | | | | | | | | | | | | | | | MADEP VPH (mg/kg) | | | |
|---|---|---|---|---|---|---|---|---|---|---|---|---|---|---|---|---|---|---|---|---|---|---|---|---|---|---|---|---|---|---|
| | | | 1,1,2-Trichloroethane | 1,1-Dichloroethane | 1,2,3-Trimethylbenzene | 1,2,4-Trimethylbenzene | 1,3,5-Trimethylbenzene | 2-Butanone (MEK) | Acetone | Benzene | Chlorobenzene | Chloroform | Diisopropyl ether | Ethylbenzene | Isopropylbenzene (Cumene) | Methyl-tert-butyl ether | Methylene Chloride | Naphthalene | Styrene | Tetrachloroethene | Toluene | o-Xylene | Xylene (Total) | n-Butylbenzene | n-Propylbenzene | p-Isopropyltoluene | sec-Butylbenzene | Aliphatic (C05-C08) | Aliphatic (C09-C12) | Aromatic (C09-C10), Unadjusted | Total VPH |
| **Soil-to-Water MSCCs** | | | **0.0032** | **0.0019** | **NE** | **6.6** | **6.6** | **16** | **24** | **0.0072** | **0.44** | **0.34** | **0.32** | **8.0** | **1.3** | **0.085** | **0.023** | **0.2** | **0.9** | **0.0050** | **6.0** | **6.0** | **6.0** | **2.4** | **1.4** | **NE** | **2.2** | **68** | **540** | **31** | **NE** |
| **Residential MSCCs** | | | **11.6** | **7.29** | **NE** | **156** | **156** | **9,380** | **14,000** | **12** | **312** | **21** | **NE** | **60.3** | **1,560** | **156** | **93.8** | **5.5** | **3,120** | **93.8** | **3,120** | **3,120** | **3,120** | **782** | **1,560** | **NE** | **1,560** | **625** | **1,560** | **469** | **NE** |
| **Industrial / Commercial MSCCs** | | | **57.3** | **35.9** | **NE** | **2,330** | **2,330** | **140,000** | **210,000** | **59.4** | **4,670** | **105** | **2,330** | **297** | **23,330** | **1,810** | **1,400** | **27** | **46,700** | **1,400** | **46,700** | **46,700** | **46,700** | **11,600** | **23,300** | **NE** | **23,300** | **9,340** | **23,300** | **7,000** | **NE** |
| 92506678 | 300-E | 11/17/2020 | <0.00437 | <0.00437 | **0.0190** | **0.0619** | **0.0193** | <0.175 | **0.0656J** | **0.550** | <0.00437 | <0.00437 | **0.0207** | **0.0232** | **0.000917J** | **0.00327** | <0.0437 | <0.0218 | <0.0218 | <0.00437 | **1.39** | <5.7 | **0.508** | <0.0218 | <0.00873 | <0.00873 | <0.0218 | **4.77J** | **3.86J** | <10.7 | **8.63J** |
| 92506678 | 300-W | 11/17/2020 | <0.00396 | <0.00396 | **0.155** | **0.402** | **0.0959** | <0.158 | **0.119** | **1.30** | <0.00396 | <0.00396 | **0.302** | **0.407** | **0.0110** | **0.0942** | <0.0396 | **0.0750** | <0.0198 | <0.00396 | **4.34** | <7.7 | **2.71** | <0.0198 | **0.0344** | <0.00792 | <0.0198 | **11.8** | **5.66J** | **2.89J** | **20.3** |
| 92506678 | 325-B | 11/17/2020 | <0.00397 | <0.00397 | **0.0752** | **0.0622** | **0.0893** | <0.159 | <0.0793 | **0.115** | <0.00397 | <0.00397 | **0.00192** | **0.00370J** | <0.00397 | <0.00159 | <0.0397 | <0.0198 | <0.0198 | <0.00397 | **0.179** | **554** | **0.219** | <0.0198 | **0.00153J** | <0.00793 | <0.0198 | **25.6** | <8.43 | **3.29J** | **28.9** |
| 92506678 | 325-E | 11/17/2020 | <0.00399 | <0.00399 | <0.00799 | **0.00518J** | **0.00356J** | <0.160 | <0.0799 | **0.0659** | <0.00399 | <0.00399 | <0.00160 | <0.00399 | <0.00399 | **0.00460** | <0.0399 | <0.0200 | <0.0200 | <0.00399 | **0.118** | <5.1 | **0.0473** | <0.0200 | <0.00799 | <0.00799 | <0.0200 | <7.86 | <7.86 | <7.86 | <7.86 |
| 92506678 | 325-W | 11/17/2020 | <0.00384 | <0.00384 | **0.228** | **0.668** | **0.178** | <0.154 | <0.0769 | **1.08** | <0.00384 | <0.00384 | **0.0787** | **0.210** | **0.00781** | **0.0125** | <0.0384 | **0.0962** | <0.0193 | <0.00384 | **3.77** | <5 | **2.26** | **0.00819J** | **0.0264** | **0.00399J** | <0.0193 | **11.1** | **5.62J** | **3.87J** | **20.7** |
| 92506678 | 350-B | 11/17/2020 | <0.00415 | <0.00415 | **0.00690J** | **0.00543J** | **0.00629J** | <0.166 | <0.0830 | **0.00239** | <0.00415 | <0.00415 | <0.00166 | **0.00148J** | <0.00415 | <0.00166 | <0.0415 | <0.0207 | <0.0207 | <0.00415 | **0.0135** | NA | **0.0231** | <0.0207 | <0.00830 | <0.00830 | <0.0207 | **5.74J** | <8.46 | <8.46 | **5.74J** |
| 92506678 | 350-E | 11/17/2020 | <0.00394 | <0.00394 | <0.00788 | <0.00788 | <0.00788 | <0.158 | <0.0788 | **0.00616** | <0.00394 | <0.00394 | <0.00158 | <0.00394 | <0.00394 | <0.00158 | <0.0394 | <0.0197 | <0.0197 | <0.00394 | **0.00708J** | <4.9 | **0.00252J** | <0.0197 | <0.00788 | <0.00788 | <0.0197 | <7.87 | <7.87 | <7.87 | <7.87 |
| 92506678 | 350-W | 11/17/2020 | <0.00388 | <0.00388 | <0.00776 | **0.00318J** | <0.00776 | <0.155 | <0.0776 | **0.0379** | <0.00388 | <0.00388 | <0.00155 | <0.00388 | <0.00388 | <0.00155 | <0.0388 | <0.0194 | <0.0194 | <0.00388 | **0.0641** | <4.9 | **0.0318** | <0.0194 | <0.00776 | <0.00776 | <0.0194 | **3.21J** | <9.48 | <9.48 | **3.21J** |
| 92506678 | 375-B | 11/17/2020 | <0.00515 | <0.00515 | <0.0103 | **0.00345J** | <0.0103 | <0.206 | <0.103 | **0.00365** | <0.00515 | <0.00515 | <0.00206 | <0.00515 | <0.00515 | <0.00206 | <0.0515 | <0.0257 | <0.0257 | <0.00515 | **0.00875J** | <5.4 | **0.00679J** | <0.0257 | <0.0103 | <0.0103 | <0.0257 | **4.45J** | <8.76 | <8.76 | **4.45J** |
| 92506678 | 375-E | 11/17/2020 | <0.00458 | <0.00458 | **0.00527J** | **0.00810J** | <0.00915 | <0.183 | <0.0915 | **0.0310** | <0.00458 | <0.00458 | <0.00183 | <0.00458 | <0.00458 | <0.00183 | <0.0458 | <0.0229 | <0.0229 | <0.00458 | **0.0544** | <4.3 | **0.0378** | <0.0229 | <0.00915 | <0.00915 | <0.0229 | **4.46J** | <8.93 | <8.93 | **4.46J** |
| 92506678 | 375-W | 11/17/2020 | <0.00407 | <0.00407 | **0.00320J** | <0.00813 | <0.00813 | <0.163 | <0.0813 | **0.00845** | <0.00407 | <0.00407 | <0.00163 | <0.00407 | <0.00407 | **0.000610J** | <0.0407 | <0.0203 | <0.0203 | <0.00407 | **0.0192** | <5.7 | **0.0115** | <0.0203 | <0.00813 | <0.00813 | <0.0203 | <8.21 | <8.21 | <8.21 | <8.21 |
| 92516902 | L2-0-B | 01/14/2021 | <0.00325 | <0.00325 | **0.0125** | **0.0321** | **0.00916** | <0.130 | <0.0650 | **0.00706** | <0.00325 | <0.00325 | **0.00348** | **0.00899** | <0.00325 | **0.00253** | <0.0325 | <0.0162 | <0.0162 | <0.00325 | **0.0379** | NA | **0.0902** | <0.0162 | <0.00650 | <0.00650 | <0.0162 | **26.0** | <6.73 | <6.73 | **31.0** |
| 92516902 | L2-0-E | 01/14/2021 | <0.00312 | <0.00312 | <0.00623 | **0.0104** | <0.00623 | **0.156** | <0.0623 | **0.00257** | <0.00312 | <0.00312 | <0.00125 | **0.00379** | <0.00312 | <0.00125 | <0.0312 | <0.0156 | <0.0156 | <0.00312 | **0.0162** | NA | **0.0307** | <0.0156 | <0.00623 | <0.00623 | <0.0156 | **12.7** | <6.26 | <6.26 | **15.9** |
| 92516902 | L2-0-W | 01/14/2021 | <0.00429 | <0.00429 | <0.00858 | **0.0192** | <0.00858 | **0.278** | <0.0858 | **0.0161** | <0.00429 | <0.00429 | **0.00633** | **0.00905** | <0.00429 | <0.00172 | <0.0429 | <0.0215 | <0.0215 | <0.00429 | **0.0366** | NA | **0.0741** | <0.0215 | <0.00858 | <0.00858 | <0.0215 | **36.6** | <8.80 | <8.80 | **40.3** |
| 92516902 | L2-100-B | 01/14/2021 | <0.0759 | <0.0759 | **42.6** | **172** | **47.5** | <3.04 | <1.52 | **24.4** | <0.0759 | <0.0759 | **7.59** | **152** | **9.02** | **0.554** | <0.759 | **29.1** | <0.379 | <0.0759 | **337** | NA | **865** | **9.96** | **29.9** | **1.65** | **2.87** | **2,530** | **1,750** | **600** | **4880** |
| 92516902 | L2-100-E | 01/14/2021 | <0.0171 | <0.0171 | <0.0342 | <0.0342 | <0.0342 | <0.684 | <0.342 | **0.0214** | <0.0171 | <0.0171 | **0.131** | <0.0171 | <0.0171 | **0.0197** | <0.171 | <0.0855 | <0.0855 | <0.0171 | **0.0973** | NA | **0.188** | <0.0855 | <0.0342 | <0.0342 | <0.0855 | **26.3** | <8.42 | <8.42 | **30.5** |
| 92516902 | L2-100-W | 01/14/2021 | <0.836 | <0.836 | **43.5** | **153** | **38.5** | <33.5 | <16.7 | **36.3** | <0.836 | <0.836 | **17.1** | **186** | **8.38** | **1.61** | <8.36 | **36.8** | <4.18 | <0.836 | **488** | NA | **1,050** | **4.37** | **25.1** | <1.67 | <4.18 | **3,040** | **3,040** | **825** | **6910** |
| 92516902 | L2-125-B | 01/14/2021 | **2.41** | <0.396 | **53.8** | **177** | **43.1** | <15.8 | <7.91 | **62.3** | <0.396 | <0.396 | **15.6** | **187** | **10.2** | **1.31** | <3.96 | **38.0** | <1.98 | <0.396 | **558** | NA | **957** | **5.58** | **27.7** | <0.791 | **2.41** | **5,300** | **4,610** | <2030 | **11600** |
| 92516902 | L2-125-E | 01/14/2021 | <0.00424 | <0.00424 | <0.00848 | **0.0200** | <0.00848 | <0.170 | <0.0848 | <0.00170 | <0.00424 | <0.00424 | <0.00170 | **0.00942** | <0.00424 | <0.00170 | <0.0424 | <0.0212 | <0.0212 | <0.00424 | **0.0142** | NA | **0.0602** | <0.0212 | <0.00848 | <0.00848 | <0.0212 | <8.48 | <8.48 | <8.48 | <8.48 |
| 92516902 | L2-125-W | 01/14/2021 | <0.967 | <0.967 | **22.2** | **79.9** | **20.3** | <38.7 | <19.3 | **55.5** | <0.967 | <0.967 | **31.9** | **103** | **4.28** | **4.24** | <9.67 | **24.2** | <4.84 | <0.967 | **364** | NA | **602** | <4.84 | **13.1** | <1.93 | <4.84 | **3,380** | **2,060** | **542** | **5970** |
| 92516902 | L2-150-B | 01/14/2021 | <0.831 | <0.831 | **47.8** | **152** | **34.4** | <33.2 | <16.6 | **57.8** | <0.831 | <0.831 | **5.40** | **162** | **8.99** | **1.09** | <8.31 | **46.2** | <4.15 | <0.831 | **339** | NA | **890** | **4.68** | **24.3** | <1.66 | <4.15 | **4,030** | **2,560** | **759** | **7340** |
| 92516902 | L2-150-E | 01/14/2021 | <0.185 | <0.185 | **65.3** | **74.7** | **59.9** | <7.40 | <3.70 | **81.4** | <0.185 | <0.185 | **17.1** | **97.5** | **12.4** | **1.26** | <1.85 | **25.3** | <0.925 | <0.185 | **325** | NA | **570** | **7.10** | **42.5** | **1.34** | <0.925 | **2,960** | **3,640** | **586** | **7190** |
| 92516902 | L2-150-W | 01/14/2021 | <0.413 | <0.413 | **55.5** | **56.3** | **48.1** | <16.5 | <8.25 | **70.5** | <0.413 | <0.413 | **2.17** | **51.2** | **12.3** | **0.495** | <4.13 | **27.0** | <2.06 | <0.413 | **231** | NA | **287** | **5.28** | **35.1** | **1.46** | **2.54** | **2,990** | **2,430** | **646** | **6070** |
| 92516902 | L2-175-B | 01/14/2021 | <0.268 | <0.268 | **56.0** | **119** | **54.4** | <10.7 | <5.36 | **47.0** | <0.268 | <0.268 | <0.107 | **125** | **10.4** | <0.107 | <2.68 | **26.9** | <1.34 | <0.268 | **292** | NA | **360** | **4.89** | **36.6** | **1.31** | <1.34 | **4,220** | **3,810** | **1,260** | **9290** |
| 92516902 | L2-175-E | 01/14/2021 | <0.366 | **0.745** | **53.5** | **57.9** | **48.0** | <14.7 | <7.33 | **101** | <0.366 | <0.366 | **16.0** | **68.3** | **10.8** | **1.44** | <3.66 | **12.2** | <1.83 | <0.366 | **249** | NA | **392** | **5.02** | **32.8** | **1.12** | **2.31** | **4,380** | **3,350** | **811** | **8540** |
| 92516902 | L2-175-W | 01/14/2021 | <0.00525 | <0.00525 | **0.0191** | **0.0601** | **0.0144** | **0.273** | **0.418** | **0.102** | <0.00525 | <0.00525 | **0.0128** | **0.0681** | <0.00525 | <0.00210 | <0.0525 | <0.0263 | <0.0263 | <0.00525 | **0.403** | NA | **0.399** | <0.0263 | <0.0105 | <0.0105 | <0.0263 | <10.5 | <10.5 | <10.5 | <10.5 |
| 92516902 | L2-200-B | 01/14/2021 | <0.00453 | <0.00453 | **0.0142** | **0.0261** | <0.00907 | <0.181 | <0.0907 | **0.00620** | <0.00453 | <0.00453 | **0.00448** | **0.00753** | <0.00453 | **0.00381** | <0.0453 | **0.0502** | <0.0227 | <0.00453 | **0.0346** | NA | **0.0646** | <0.0227 | <0.00907 | <0.00907 | <0.0227 | <9.07 | <9.07 | <9.07 | <9.07 |
| 92516902 | L2-200-E | 01/14/2021 | <0.325 | <0.325 | **99.6** | **218** | **79.8** | <13.0 | <6.50 | **110** | <0.325 | <0.325 | **11.8** | **169** | **19.8** | **0.911** | <3.25 | **36.7** | <1.62 | <0.325 | **585** | NA | **991** | **6.74** | **61.9** | **2.14** | **4.13** | **3,460** | **4,520** | **1,230** | **9210** |
| 92516902 | L2-200-W | 01/14/2021 | <0.00423 | <0.00423 | <0.00845 | <0.00845 | <0.00845 | <0.169 | <0.0845 | **0.00991** | <0.00423 | <0.00423 | <0.00169 | <0.00423 | <0.00423 | <0.00169 | <0.0423 | <0.0211 | <0.0211 | <0.00423 | **0.0235** | NA | **0.0220** | <0.0211 | <0.00845 | <0.00845 | <0.0211 | <8.45 | <8.45 | <8.45 | <8.45 |
| 92516902 | L2-225-B | 01/15/2021 | <0.00451 | <0.00451 | <0.00902 | <0.00902 | <0.00902 | <0.180 | <0.0902 | **0.00561** | <0.00451 | <0.00451 | **0.00417** | **0.00893** | <0.00451 | <0.00180 | <0.0451 | <0.0225 | <0.0225 | <0.00451 | **0.0316** | NA | **0.0337** | <0.0225 | <0.00902 | <0.00902 | <0.0225 | **15.1** | <9.02 | <9.02 | **15.1** |
| 92516902 | L2-225-E | 01/15/2021 | <0.00453 | <0.00453 | **0.0378** | **0.0349** | <0.00905 | <0.181 | <0.0905 | <0.00181 | <0.00453 | <0.00453 | **0.0635** | <0.00453 | <0.00453 | **0.0337** | <0.0453 | **0.157** | <0.0226 | <0.00453 | <0.00905 | NA | **0.0230** | <0.0226 | <0.00905 | <0.00905 | <0.0226 | **16.7** | <9.05 | <9.05 | **16.7** |
| 92516902 | L2-225-W | 01/15/2021 | <0.00447 | <0.00447 | <0.00895 | <0.00895 | <0.00895 | <0.179 | <0.0895 | **0.0158** | <0.00447 | <0.00447 | <0.00179 | <0.00447 | <0.00447 | <0.00179 | <0.0447 | <0.0224 | <0.0224 | <0.00447 | **0.0363** | NA | **0.0190** | <0.0224 | <0.00895 | <0.00895 | <0.0224 | <8.95 | <8.95 | <8.95 | <8.95 |
| 92516902 | L2-243-B | 01/15/2021 | <0.00396 | <0.00396 | <0.00792 | <0.00792 | <0.00792 | <0.158 | <0.0792 | **0.103** | <0.00396 | <0.00396 | <0.00158 | **0.00793** | <0.00396 | <0.00158 | <0.0396 | <0.0198 | <0.0198 | <0.00396 | **0.0922** | NA | **0.0405** | <0.0198 | <0.00792 | <0.00792 | <0.0198 | **21.9** | <7.92 | <7.92 | **21.9** |
| 92516902 | L2-243-E | 01/15/2021 | <0.00509 | <0.00509 | <0.0102 | <0.0102 | <0.0102 | <0.203 | <0.102 | **0.0250** | <0.00509 | <0.00509 | <0.00203 | <0.00509 | <0.00509 | <0.00203 | <0.0509 | <0.0254 | <0.0254 | <0.00509 | **0.0506** | NA | **0.0182** | <0.0254 | <0.0102 | <0.0102 | <0.0254 | <10.2 | <10.2 | <10.2 | <10.2 |
| 92516902 | L2-243-W | 01/15/2021 | <0.00428 | <0.00428 | <0.00855 | <0.00855 | <0.00855 | <0.171 | <0.0855 | **0.0171** | <0.00428 | <0.00428 | <0.00171 | <0.00428 | <0.00428 | <0.00171 | <0.0428 | <0.0214 | <0.0214 | <0.00428 | <0.00855 | NA | **0.0171** | <0.0214 | <0.00855 | <0.00855 | <0.0214 | <8.97 | <8.97 | <8.97 | <8.97 |
| 92516902 | L2-25-B | 01/14/2021 | <0.00389 | <0.00389 | **0.0464** | **0.122** | **0.0569** | <0.156 | <0.0778 | **0.00484** | <0.00389 | <0.00389 | <0.00156 | **0.00538** | <0.00389 | <0.00156 | <0.0389 | **0.0437** | <0.0194 | <0.00389 | **0.0224** | NA | **0.0537** | **0.0501** | **0.0202** | **0.00909** | <0.0194 | **23.1** | <7.81 | <7.81 | **26.7** |
| 92516902 | L2-25-E | 01/14/2021 | <0.00646 | <0.00646 | **0.158** | **0.239** | **0.0526** | <0.258 | <0.129 | **0.00430** | <0.00646 | <0.00646 | <0.00258 | **0.0129** | <0.00646 | <0.00258 | <0.0646 | **0.367** | <0.0323 | <0.00646 | **0.0346** | NA | **0.109** | **0.0686** | <0.0129 | <0.0129 | <0.0323 | **15.0** | **16.3** | **10.3** | **41.7** |
| 92516902 | L2-25-W | 01/14/2021 | <0.00456 | <0.00456 | <0.00911 | **0.0182** | <0.00911 | **2.19** | <0.0911 | **0.00791** | <0.00456 | <0.00456 | <0.00182 | **0.0153** | <0.00456 | <0.00182 | <0.0456 | <0.0228 | <0.0228 | <0.00456 | **0.0512** | NA | **0.0857** | <0.0228 | <0.00911 | <0.00911 | <0.0228 | <8.97 | <8.97 | <8.97 | <8.97 |

# Table 1
## Summary of Pipeline Excavation Soil Sampling Results

Colonial Pipeline Company
2020-L1-SR2448
Huntersville, North Carolina

| Lab Report | Sample ID | Sample Date | Volatile Organic Compounds (EPA 8260D) (mg/kg) | | | | | | | | | | | | | | | | | | | | | | | | MADEP VPH (mg/kg) | | | |
|---|---|---|---|---|---|---|---|---|---|---|---|---|---|---|---|---|---|---|---|---|---|---|---|---|---|---|---|---|---|---|
| | | | 1,1,2-Trichloroethane | 1,1-Dichloroethane | 1,2,3-Trimethylbenzene | 1,2,4-Trimethylbenzene | 1,3,5-Trimethylbenzene | 2-Butanone (MEK) | Acetone | Benzene | Chlorobenzene | Chloroform | Diisopropyl ether | Ethylbenzene | Isopropylbenzene (Cumene) | Methyl-tert-butyl ether | Methylene Chloride | Naphthalene | Styrene | Tetrachloroethene | Toluene | o-Xylene | Xylene (Total) | n-Butylbenzene | n-Propylbenzene | p-Isopropyltoluene | sec-Butylbenzene | Aliphatic (C05-C08) | Aliphatic (C09-C12) | Aromatic (C09-C10), Unadjusted | Total VPH |
| **Soil-to-Water MSCCs** | | | **0.0032** | **0.0019** | **NE** | **6.6** | **6.6** | **16** | **24** | **0.0072** | **0.44** | **0.34** | **0.32** | **8.0** | **1.3** | **0.085** | **0.023** | **0.2** | **0.9** | **0.0050** | **6.0** | **6.0** | **6.0** | **2.4** | **1.4** | **NE** | **2.2** | **68** | **540** | **31** | **NE** |
| **Residential MSCCs** | | | **11.6** | **7.29** | **NE** | **156** | **156** | **9,380** | **14,000** | **12** | **312** | **21** | **NE** | **60.3** | **1,560** | **156** | **93.8** | **5.5** | **3,120** | **93.8** | **3,120** | **3,120** | **3,120** | **782** | **1,560** | **NE** | **1,560** | **625** | **1,560** | **469** | **NE** |
| **Industrial / Commercial MSCCs** | | | **57.3** | **35.9** | **NE** | **2,330** | **2,330** | **140,000** | **210,000** | **59.4** | **4,670** | **105** | **2,330** | **297** | **23,330** | **1,810** | **1,400** | **27** | **46,700** | **1,400** | **46,700** | **46,700** | **46,700** | **11,600** | **23,300** | **NE** | **23,300** | **9,340** | **23,300** | **7,000** | **NE** |
| 92516902 | L2-50-B | 01/14/2021 | <0.292 | <0.292 | **86.3** | **317** | **80.0** | <11.7 | <5.84 | **27.7** | <0.292 | <0.292 | **1.74** | **236** | **19.3** | <0.117 | <2.92 | **32.0** | <1.46 | <0.292 | **476** | NA | **1,400** | **12.8** | **60.9** | **3.14** | **5.08** | **2,520** | **2,610** | **744** | **5880** |
| 92516902 | L2-50-E | 01/14/2021 | <0.756 | <0.756 | **104** | **352** | **93.7** | <30.2 | <15.1 | **10.2** | <0.756 | <0.756 | **0.464** | **198** | **18.6** | <0.302 | <7.56 | **39.4** | <3.78 | <0.756 | **375** | NA | **1,060** | **14.4** | **65.0** | **3.78** | **6.27** | **2,540** | **4,570** | **1,860** | **8970** |
| 92516902 | L2-50-W | 01/14/2021 | <0.00392 | <0.00392 | **0.0867** | **0.227** | **0.0538** | <0.157 | <0.0784 | **0.296** | <0.00392 | <0.00392 | **0.0262** | **0.155** | **0.00915** | **0.0246** | <0.0392 | **0.0326** | <0.0196 | <0.00392 | **1.12** | NA | **0.956** | <0.0196 | **0.0246** | <0.00784 | <0.0196 | **25.3** | <15.5 | <15.5 | **25.3** |
| 92516902 | L2-75-B | 01/14/2021 | <0.320 | <0.320 | **60.3** | **247** | **59.7** | <12.8 | <6.40 | **36.3** | <0.320 | <0.320 | **10.9** | **239** | **12.2** | **0.850** | <3.20 | **40.5** | <1.60 | <0.320 | **503** | NA | **1,360** | **9.64** | **41.9** | **1.89** | **3.36** | **4,760** | **13,000** | <795 | **NA** |
| 92516902 | L2-75-E | 01/14/2021 | <0.00475 | <0.00475 | **0.0863** | **0.298** | **0.0827** | **11.1** | <0.0950 | **0.0804** | <0.00475 | <0.00475 | **0.0448** | **0.262** | **0.0142** | **0.00994** | <0.0475 | **0.0874** | <0.0238 | <0.00475 | **0.827** | NA | **1.59** | <0.0238 | **0.0515** | <0.00950 | <0.0238 | **74.5** | **134** | **50.0** | **258** |
| 92516902 | L2-75-W | 01/14/2021 | <0.0676 | <0.0676 | **60.7** | **218** | **56.8** | <2.70 | <1.35 | **3.65** | <0.0676 | <0.0676 | **0.343** | **110** | **13.4** | **0.0407** | <0.676 | **27.4** | <0.338 | <0.0676 | **92.8** | NA | **696** | **13.8** | **34.1** | **3.04** | **4.64** | **980** | **1,880** | **773** | **3630** |
| 92516902 | L2-North Wall | 01/14/2021 | <0.00379 | <0.00379 | **0.0428** | **0.0872** | **0.0290** | <0.152 | <0.0758 | **0.0194** | <0.00379 | <0.00379 | **0.00282** | **0.0402** | <0.00379 | **0.00170** | <0.0379 | **0.0367** | <0.0190 | <0.00379 | **0.177** | NA | **0.328** | <0.0190 | **0.00819** | <0.00758 | <0.0190 | <7.73 | <7.73 | <7.73 | **9.31** |

**Notes:**
Only detected constituents are shown
MSCC - Maximum Soil Contaminant Concentrations
"<" = Indicates compound was not detected above laboratory reporting limit
NA - Not Analyzed
NE - Not Established
J - Result is an estimated value below the laboratory reporting limit
Volatile Organic Compounds analyzed by EPA Method 8260D
MADEP - Massachusetts Department of Environmental Protection; as required by North Carolina Department of Environmental Quality
VPH - Volatile Petroleum Hydrocarbon
Bold values indicate compound was detected above laboratory reporting limit
Shaded values indicate compound exceeded an MSCC
All units are milligram per kilogram (mg/kg)

# Table 2
## Summary of Delineation Soil Sampling Results

Colonial Pipeline Company
2020-L1-SR2448
Huntersville, North Carolina

| Lab Report | Sample ID | Well ID | Sample Date | MADEP VPH (mg/kg) | | | | Volatile Organic Compounds (EPA 8260D) (µg/kg) | | | | | | | | | | | | | | | | | | | | | | | | | | | | | | |
|---|---|---|---|---|---|---|---|---|---|---|---|---|---|---|---|---|---|---|---|---|---|---|---|---|---|---|---|---|---|---|---|---|---|---|---|---|
| | | | | Aliphatic (C05-C08) | Aliphatic (C09-C12) | Aromatic (C09-C10), Unadjusted | Total VPH | Acetone | Benzene | 2-Butanone (MEK) | n-Butylbenzene | sec-Butylbenzene | tert-Butylbenzene | Chlorobenzene | Chloroform | Chloromethane | 2-Chlorotoluene | 4-Chlorotoluene | 1,1-Dichloroethane | 1,2-Dichloroethane | Diisopropyl ether | Ethylbenzene | Isopropylbenzene (Cumene) | p-Isopropyltoluene | Methylene Chloride | 4-Methyl-2-pentanone (MIBK) | Methyl-tert-butyl ether | Naphthalene | n-Propylbenzene | Styrene | 1,1,1,2-Tetrachloroethane | Tetrachloroethene | Toluene | 1,2,4-Trimethylbenzene | 1,3,5-Trimethylbenzene | Xylene (Total) | m&p-Xylene | o-Xylene |
| **Soil-to-Water MSCCs** | | | | **68** | **540** | **31** | **NE** | **24,000** | **7.2** | **16,000** | **2,400** | **2,200** | **1,700** | **440** | **340** | **14** | **NE** | **280** | **30** | **1.9** | **320** | **8,000** | **1,300** | **120** | **23** | **420** | **85** | **200** | **1,400** | **900** | **4** | **5.0** | **5,400** | **6,600** | **6,600** | **6,000** | **NE** | **NE** |
| **Residential MSCCs** | | | | **625** | **1,560** | **469** | **NE** | **14,000,000** | **12,000** | **9,380,000** | **782,000** | **1,560,000** | **1,560,000** | **312,000** | **21,000** | **51,000** | **NE** | **312,000** | **116,000** | **7,290** | **NE** | **60,300** | **1,560,000** | **1,560,000** | **93,800** | **1,250,000** | **156,000** | **5,500** | **1,560,000** | **3,120,000** | **25,200** | **93,800** | **1,250,000** | **156,000** | **156,000** | **3,120,000** | **NE** | **NE** |
| **Industrial / Commercial MSCCs** | | | | **9,340** | **23,300** | **7,000** | **NE** | **210,000,000** | **59,400** | **140,000,000** | **11,600,000** | **23,300,000** | **23,300,000** | **4,670,000** | **105,000** | **251,000** | **NE** | **4,670,000** | **573,000** | **35,900** | **2,330,000** | **297,000** | **23,300,000** | **23,300,000** | **1,400,000** | **18,600,000** | **1,810,000** | **27,000** | **23,300,000** | **46,700,000** | **125,000** | **1,400,000** | **18,600,000** | **2,330,000** | **2,330,000** | **46,700,000** | **NE** | **NE** |
| 92494208 | MW-1 (17.5-20) | MW-01 | 09/04/2020 | <7.36 | <7.36 | <7.36 | <7.36 | <145 | <7.2 | <145 | <7.2 | <7.2 | <7.2 | <7.2 | <7.2 | <14.5 | <7.2 | <7.2 | <7.2 | <7.2 | <7.2 | <7.2 | <7.2 | <7.2 | <28.9 | <72.3 | <7.2 | <7.2 | <7.2 | <7.2 | <7.2 | <7.2 | <7.2 | <7.2 | <14.5 | <14.5 | <7.2 |
| 92494208 | MW-1 (20-22.5) | MW-01 | 09/04/2020 | <7.57 | <7.57 | <7.57 | <7.57 | <127 | <6.3 | <127 | <6.3 | <6.3 | <6.3 | <6.3 | <6.3 | <12.7 | <6.3 | <6.3 | <6.3 | <6.3 | <6.3 | <6.3 | <6.3 | <6.3 | <25.3 | <63.3 | <6.3 | <6.3 | <6.3 | <6.3 | <6.3 | <6.3 | <6.3 | <6.3 | <12.7 | <12.7 | <6.3 |
| 92492458 | MW-2 (12.5-15) | MW-02 | 08/25/2020 | NA | NA | NA | NA | <64.6 | <3.2 | <64.6 | <3.2 | <3.2 | <3.2 | <3.2 | <3.2 | <6.5 | <3.2 | <3.2 | <3.2 | <3.2 | <3.2 | <3.2 | <3.2 | <3.2 | <12.9 | <32.3 | <3.2 | **5.6** | <3.2 | <3.2 | <3.2 | <3.2 | **4.0** | **14.0** | **3.5** | **12.0** | **8.3** | **3.6** |
| 92492458 | MW-2 (22.5-25) | MW-02 | 08/25/2020 | NA | NA | NA | NA | <91.3 | <4.6 | <91.3 | <4.6 | <4.6 | <4.6 | <4.6 | <4.6 | <9.1 | <4.6 | <4.6 | <4.6 | <4.6 | <4.6 | <4.6 | <4.6 | <4.6 | <18.3 | <45.7 | <4.6 | <4.6 | <4.6 | <4.6 | <4.6 | <4.6 | <4.6 | <4.6 | <9.1 | <9.1 | <4.6 |
| 92492672 | MW-3 (15-17.5) | MW-03 | 08/25/2020 | NA | NA | NA | NA | <99.8 | <5 | <99.8 | <5 | <5 | <5 | <5 | <5 | <10 | <5 | <5 | <5 | <5 | <5 | <5 | <5 | **5.5** | <20 | <49.9 | <5 | <5 | <5 | <5 | <5 | <5 | <5 | <5 | <10 | <10 | <5 |
| 92492672 | MW-3 (2.5-5) | MW-03 | 08/25/2020 | NA | NA | NA | NA | <110 | <5.5 | <110 | <5.5 | <5.5 | <5.5 | <5.5 | <5.5 | <11 | <5.5 | <5.5 | <5.5 | <5.5 | <5.5 | <5.5 | <5.5 | **15.9** | <22 | <55.1 | <5.5 | <5.5 | <5.5 | <5.5 | <5.5 | <5.5 | <5.5 | <5.5 | <11 | <11 | <5.5 |
| 92493060 | MW-4 (15-17.5) | MW-04 | 08/28/2020 | <7.52 | <7.52 | <7.52 | <7.52 | <98.1 | <4.9 | <98.1 | <4.9 | <4.9 | <4.9 | <4.9 | <4.9 | <9.8 | <4.9 | <4.9 | <4.9 | <4.9 | <4.9 | <4.9 | <4.9 | <4.9 | <19.6 | <49 | <4.9 | <4.9 | <4.9 | <4.9 | <4.9 | <4.9 | <4.9 | <4.9 | <9.8 | <9.8 | <4.9 |
| 92493060 | MW-4 (5-7.5) | MW-04 | 08/28/2020 | <8.46 | <8.46 | <8.46 | <8.46 | <110 | <5.5 | <110 | <5.5 | <5.5 | <5.5 | <5.5 | <5.5 | <11 | <5.5 | <5.5 | <5.5 | <5.5 | <5.5 | <5.5 | <5.5 | <5.5 | <22.1 | <55.1 | <5.5 | <5.5 | <5.5 | <5.5 | <5.5 | <5.5 | <5.5 | <5.5 | <11 | <11 | <5.5 |
| 92493075 | MW-5 (20-22.5) | MW-05 | 08/28/2020 | <7.72 | <7.72 | <7.72 | <7.72 | <97.6 | <4.9 | <97.6 | <4.9 | <4.9 | <4.9 | <4.9 | <4.9 | <9.8 | <4.9 | <4.9 | <4.9 | <4.9 | <4.9 | <4.9 | <4.9 | <4.9 | <19.5 | <48.8 | <4.9 | <4.9 | <4.9 | <4.9 | <4.9 | <4.9 | <4.9 | <4.9 | <9.8 | <9.8 | <4.9 |
| 92493075 | MW-5 (7.5-10) | MW-05 | 08/28/2020 | <8.26 | <8.26 | <8.26 | <8.26 | <101 | <5 | <101 | <5 | <5 | <5 | <5 | <5 | <10.1 | <5 | <5 | <5 | <5 | <5 | <5 | <5 | <5 | <20.1 | <50.3 | <5 | <5 | <5 | <5 | <5 | <5 | <5 | <5 | <10.1 | <10.1 | <5 |
| 92493224 | MW-6 (1-2.5) | MW-06 | 08/29/2020 | <7.86 | <7.86 | <7.86 | <7.86 | <154 | <7.7 | <154 | <7.7 | <7.7 | <7.7 | <7.7 | <7.7 | <15.4 | <7.7 | <7.7 | <7.7 | <7.7 | <7.7 | <7.7 | <7.7 | <7.7 | <30.9 | <77.1 | <7.7 | <7.7 | <7.7 | <7.7 | <7.7 | <7.7 | <7.7 | <7.7 | <15.4 | <15.4 | <7.7 |
| 92493224 | MW-6 (15-17.5) | MW-06 | 08/29/2020 | <7.51 | <7.51 | <7.51 | <7.51 | <114 | <5.7 | <114 | <5.7 | <5.7 | <5.7 | <5.7 | <5.7 | <11.4 | <5.7 | <5.7 | <5.7 | <5.7 | <5.7 | <5.7 | <5.7 | <5.7 | <22.7 | <56.8 | <5.7 | <5.7 | <5.7 | <5.7 | <5.7 | <5.7 | <5.7 | <5.7 | <11.4 | <11.4 | <5.7 |
| 92493224 | MW-7 (15-17.5) | MW-07 | 08/30/2020 | <6.96 | <6.96 | <6.96 | <6.96 | <103 | <5.1 | <103 | <5.1 | <5.1 | <5.1 | <5.1 | <5.1 | <10.3 | <5.1 | <5.1 | <5.1 | <5.1 | <5.1 | <5.1 | <5.1 | <5.1 | <20.5 | <51.3 | <5.1 | <5.1 | <5.1 | <5.1 | <5.1 | <5.1 | <5.1 | <5.1 | <10.3 | <10.3 | <5.1 |
| 92493224 | MW-7 (5-7.5) | MW-07 | 08/30/2020 | <8.26 | <8.26 | <8.26 | <8.26 | <101 | <5 | <101 | <5 | <5 | <5 | <5 | <5 | <10.1 | <5 | <5 | <5 | <5 | <5 | <5 | <5 | <5 | <20.2 | <50.4 | <5 | <5 | <5 | <5 | <5 | <5 | <5 | <5 | <10.1 | <10.1 | <5 |
| 92493110 | RW-07_(32.5-35) | MW-08 | 08/29/2020 | <5.89 | <5.89 | <5.89 | <5.89 | <98.6 | <4.9 | <98.6 | <4.9 | <4.9 | <4.9 | <4.9 | <4.9 | <9.9 | <4.9 | <4.9 | <4.9 | <4.9 | <4.9 | <4.9 | <4.9 | <4.9 | <19.7 | <49.3 | <4.9 | <4.9 | <4.9 | <4.9 | <4.9 | <4.9 | <4.9 | <4.9 | <9.9 | <9.9 | <4.9 |
| 92493224 | MW-9 (20-22.5) | MW-09 | 08/31/2020 | <7.53 | <7.53 | <7.53 | <7.53 | <97.8 | <4.9 | <97.8 | <4.9 | <4.9 | <4.9 | <4.9 | <4.9 | <9.8 | <4.9 | <4.9 | <4.9 | <4.9 | <4.9 | <4.9 | <4.9 | <4.9 | <19.6 | <48.9 | <4.9 | <4.9 | <4.9 | <4.9 | <4.9 | <4.9 | <4.9 | <4.9 | <9.8 | <9.8 | <4.9 |
| 92493224 | MW-9 (7.5-10) | MW-09 | 08/31/2020 | <8.39 | <8.39 | <8.39 | <8.39 | <108 | <5.4 | <108 | <5.4 | <5.4 | <5.4 | <5.4 | <5.4 | <10.8 | <5.4 | <5.4 | <5.4 | <5.4 | <5.4 | <5.4 | <5.4 | <5.4 | <21.5 | <53.9 | <5.4 | <5.4 | <5.4 | <5.4 | <5.4 | <5.4 | <5.4 | <5.4 | <10.8 | <10.8 | <5.4 |
| 92493403 | MW-10 (22.5-25) | MW-10 | 08/31/2020 | <5.34 | <5.34 | <5.34 | <5.34 | <85.1 | <4.3 | <85.1 | <4.3 | <4.3 | <4.3 | <4.3 | <4.3 | <8.5 | <4.3 | <4.3 | <4.3 | <4.3 | <4.3 | <4.3 | <4.3 | <4.3 | <17 | <42.6 | <4.3 | <4.3 | <4.3 | <4.3 | <4.3 | <4.3 | <4.3 | <4.3 | <8.5 | <8.5 | <4.3 |
| 92493403 | MW-10 (7.5-10) | MW-10 | 08/31/2020 | <9.2 | <9.2 | <9.2 | <9.2 | <114 | <5.7 | <114 | <5.7 | <5.7 | <5.7 | <5.7 | <5.7 | <11.4 | <5.7 | <5.7 | <5.7 | <5.7 | <5.7 | <5.7 | <5.7 | <5.7 | <22.8 | <57 | <5.7 | <5.7 | <5.7 | <5.7 | <5.7 | <5.7 | <5.7 | <5.7 | <11.4 | <11.4 | <5.7 |
| 92493992 | MW-11_(37.5-40') | MW-11 | 09/01/2020 | <6.16 | <6.16 | <6.16 | <6.16 | <61.6 | <1.23 | <123 | <15.4 | <15.4 | <6.16 | <3.08 | <3.08 | <15.4 | <3.08 | <6.16 | <3.08 | <3.08 | <1.23 | <3.08 | <3.08 | <6.16 | <30.8 | <30.8 | <1.23 | <15.4 | <6.16 | <15.4 | <3.08 | <3.08 | <6.16 | <6.16 | <6.16 | <8.01 | <4.93 | <3.08 |
| 92492881 | SB-118 (2.5-5) | MW-12 | 08/27/2020 | <7.88 | <7.88 | <7.88 | <7.88 | <91.7 | <4.6 | <91.7 | <4.6 | <4.6 | <4.6 | <4.6 | <4.6 | <9.2 | <4.6 | <4.6 | <4.6 | <4.6 | <4.6 | <4.6 | <4.6 | <4.6 | <18.3 | <45.8 | <4.6 | <4.6 | <4.6 | <4.6 | <4.6 | <4.6 | <4.6 | <4.6 | <9.2 | <9.2 | <4.6 |
| 92492881 | SB-118 (20-22.5) | MW-12 | 08/27/2020 | <7.11 | <7.11 | <7.11 | <7.11 | <97.4 | <4.9 | <97.4 | <4.9 | <4.9 | <4.9 | <4.9 | <4.9 | <9.7 | <4.9 | <4.9 | <4.9 | <4.9 | <4.9 | <4.9 | <4.9 | <4.9 | <19.5 | <48.7 | <4.9 | <4.9 | <4.9 | <4.9 | NA | <4.9 | <4.9 | <4.9 | <9.7 | <9.7 | <4.9 |
| 92493992 | MW-13_(25-27.5) | MW-13 | 09/01/2020 | <8.04 | <8.04 | <8.04 | <8.04 | <80.4 | <1.61 | <161 | <20.2 | <20.2 | <8.04 | <4.02 | <4.02 | <20.2 | <4.02 | <8.04 | <4.02 | <4.02 | <1.61 | <4.02 | <4.02 | <8.04 | <40.2 | <40.2 | <1.61 | <20.2 | <8.04 | <20.2 | <4.02 | <4.02 | <8.04 | <8.04 | <8.04 | <10.5 | <6.44 | <4.02 |
| 92493992 | B-01_MW-14_(25'-27.5') | MW-14 | 09/01/2020 | <7.56 | <7.56 | <7.56 | <7.56 | <106 | <5.3 | <106 | <5.3 | <5.3 | <5.3 | <5.3 | <5.3 | <10.6 | <5.3 | <5.3 | <5.3 | <5.3 | <5.3 | <5.3 | <5.3 | <5.3 | <21.1 | <52.9 | <5.3 | <5.3 | <5.3 | <5.3 | <5.3 | <5.3 | <5.3 | <5.3 | <10.6 | <10.6 | <5.3 |
| 92493643 | MW-15 (27.5-29) | MW-15 | 09/02/2020 | <7.69 | <7.69 | <7.69 | <7.69 | <97.3 | <4.9 | <97.3 | <4.9 | <4.9 | <4.9 | <4.9 | <4.9 | <9.7 | <4.9 | <4.9 | <4.9 | <4.9 | <4.9 | <4.9 | <4.9 | <4.9 | <19.5 | <48.7 | <4.9 | <4.9 | <4.9 | <4.9 | <4.9 | <4.9 | <4.9 | <4.9 | <9.7 | <9.7 | <4.9 |
| 92493643 | MW-15 (5-7.5) | MW-15 | 09/02/2020 | <8.27 | <8.27 | <8.27 | <8.27 | <105 | <5.3 | <105 | <5.3 | <5.3 | <5.3 | <5.3 | <5.3 | <10.5 | <5.3 | <5.3 | <5.3 | <5.3 | <5.3 | <5.3 | <5.3 | <5.3 | <21 | <52.5 | <5.3 | <5.3 | <5.3 | <5.3 | <5.3 | <5.3 | <5.3 | <5.3 | <10.5 | <10.5 | <5.3 |
| 92493992 | B-04_MW-16_(25'-27.5') | MW-16 | 09/02/2020 | <7.69 | <7.69 | <7.69 | <7.69 | <121 | <6 | <121 | <6 | <6 | <6 | <6 | <6 | <12.1 | <6 | <6 | <6 | <6 | <6 | <6 | <6 | <6 | <24.1 | <60.3 | <6 | <6 | <6 | <6 | <6 | <6 | <6 | <6 | <12.1 | <12.1 | <6 |
| 92493992 | MW-17_(27.5-30) | MW-17 | 09/02/2020 | <8.34 | <8.34 | <8.34 | <8.34 | <83.4 | <1.67 | <167 | <20.8 | <20.8 | <8.34 | <4.17 | <4.17 | <20.8 | <4.17 | <8.34 | <4.17 | <4.17 | <1.67 | <4.17 | <4.17 | <8.34 | <41.7 | <41.7 | <1.67 | <20.8 | <8.34 | <20.8 | <4.17 | <4.17 | <8.34 | <8.34 | <8.34 | **11.3** | **8.21** | <4.17 |
| 92493861 | BH-03 (10-12.5) | MW-18 | 09/02/2020 | <8.17 | <8.17 | <8.17 | <8.17 | <140 | <7 | <140 | <7 | <7 | <7 | <7 | <7 | <14 | <7 | <7 | <7 | <7 | <7 | <7 | <7 | <7 | <28.1 | <70.2 | <7 | <7 | <7 | <7 | <7 | <7 | <7 | <7 | <14 | <14 | <7 |
| 92493861 | BH-03 (32.5-35) | MW-18 | 09/02/2020 | <6.95 | <6.95 | <6.95 | <6.95 | <139 | <6.9 | <139 | <6.9 | <6.9 | <6.9 | <6.9 | <6.9 | <13.9 | <6.9 | <6.9 | <6.9 | <6.9 | <6.9 | <6.9 | <6.9 | <6.9 | <27.7 | <69.3 | <6.9 | <6.9 | <6.9 | <6.9 | <6.9 | <6.9 | <6.9 | <6.9 | <13.9 | <13.9 | <6.9 |
| 92493992 | MW-19_(25-27.5) | MW-19 | 09/02/2020 | <8.27 | <8.27 | <8.27 | <8.27 | <82.7 | <1.65 | <165 | <20.7 | <20.7 | <8.27 | <4.14 | <4.14 | <20.7 | <4.14 | <8.27 | <4.14 | <4.14 | <1.65 | <4.14 | <4.14 | <8.27 | <41.4 | <41.4 | <1.65 | <20.7 | <8.27 | <20.7 | <4.14 | <4.14 | <8.27 | <8.27 | <8.27 | <10.8 | <6.62 | <4.14 |
| 92493861 | BH-04 (10-12.5) | MW-20 | 09/02/2020 | <7.76 | <7.76 | <7.76 | <7.76 | <164 | <8.2 | <164 | <8.2 | <8.2 | <8.2 | <8.2 | <8.2 | <16.4 | <8.2 | <8.2 | <8.2 | <8.2 | <8.2 | <8.2 | <8.2 | <8.2 | <32.9 | <82.2 | <8.2 | <8.2 | <8.2 | <8.2 | <8.2 | <8.2 | <8.2 | <8.2 | <16.4 | <16.4 | <8.2 |
| 92493861 | BH-04 (27.5-29) | MW-20 | 09/02/2020 | <6.38 | <6.38 | <6.38 | <6.38 | <149 | <7.5 | <149 | <7.5 | <7.5 | <7.5 | <7.5 | <7.5 | <14.9 | <7.5 | <7.5 | <7.5 | <7.5 | <7.5 | <7.5 | <7.5 | <7.5 | <29.9 | <74.7 | <7.5 | <7.5 | <7.5 | <7.5 | <7.5 | <7.5 | <7.5 | <7.5 | <14.9 | <14.9 | <7.5 |
| 92494163 | MW-21_(25-27.5) | MW-21 | 09/03/2020 | <7.55 | <7.55 | <7.55 | <7.55 | <75.5 | <1.51 | <151 | <18.9 | <18.9 | <7.55 | <3.77 | <3.77 | <18.9 | <3.77 | <7.55 | <3.77 | <3.77 | <1.51 | <3.77 | <3.77 | <7.55 | <37.7 | <37.7 | <1.51 | <18.9 | <7.55 | <18.9 | <3.77 | <3.77 | <7.55 | <7.55 | <7.55 | <9.81 | <6.04 | <3.77 |
| 92494208 | BH-05 (15-17.5) | MW-22 | 09/03/2020 | <7.7 | <7.7 | <7.7 | <7.7 | <184 | <9.2 | <184 | <9.2 | <9.2 | <9.2 | <9.2 | <9.2 | <18.4 | <9.2 | <9.2 | <9.2 | <9.2 | <9.2 | <9.2 | <9.2 | <9.2 | <36.8 | <92 | <9.2 | <9.2 | <9.2 | <9.2 | <9.2 | <9.2 | <9.2 | <9.2 | <18.4 | <18.4 | <9.2 |
| 92494208 | BH-05 (5.75-7.5) | MW-22 | 09/03/2020 | <8.1 | <8.1 | <8.1 | <8.1 | <118 | <5.9 | <118 | <5.9 | <5.9 | <5.9 | <5.9 | <5.9 | <11.8 | <5.9 | <5.9 | <5.9 | <5.9 | <5.9 | <5.9 | <5.9 | <5.9 | <23.5 | <58.8 | <5.9 | <5.9 | <5.9 | <5.9 | <5.9 | <5.9 | <5.9 | <5.9 | <11.8 | <11.8 | <5.9 |
| 92494163 | MW-23_(25-27.5) | MW-23 | 09/03/2020 | <7.87 | <7.87 | <7.87 | <7.87 | <120 | <6 | <120 | <6 | <6 | <6 | <6 | <6 | <12 | <6 | <6 | <6 | <6 | <6 | <6 | <6 | <6 | <24.1 | <60.2 | <6 | <6 | <6 | <6 | <6 | <6 | <6 | <6 | <6 | <12 | <12 | <6 |
| 92494208 | BH-06 (22.5-25) | MW-24 | 09/03/2020 | <6.76 | <6.76 | <6.76 | <6.76 | <120 | <6 | <120 | <6 | <6 | <6 | <6 | <6 | <12 | <6 | <6 | <6 | <6 | <6 | <6 | <6 | <6 | <24 | <60.1 | <6 | <6 | <6 | <6 | <6 | <6 | <6 | <6 | <6 | <12 | <12 | <6 |
| 92494208 | BH-06 (32.5-35) | MW-24 | 09/03/2020 | <7.08 | <7.08 | <7.08 | <7.08 | <133 | <6.7 | <133 | <6.7 | <6.7 | <6.7 | <6.7 | <6.7 | <13.3 | <6.7 | <6.7 | <6.7 | <6.7 | <6.7 | <6.7 | <6.7 | <6.7 | <26.7 | <66.7 | <6.7 | <6.7 | <6.7 | <6.7 | <6.7 | <6.7 | <6.7 | <6.7 | <13.3 | <13.3 | <6.7 |
| 92494208 | BH-07 (2.5-5) | MW-25 | 09/04/2020 | <7.84 | <7.84 | <7.84 | <7.84 | <139 | <7 | <139 | <7 | <7 | <7 | <7 | <7 | <13.9 | <7 | <7 | <7 | <7 | <7 | <7 | <7 | <7 | <27.9 | <69.7 | <7 | <7 | <7 | <7 | <7 | <7 | <7 | <7 | <13.9 | <13.9 | <7 |
| 92494208 | BH-07 (30-32.5) | MW-25 | 09/04/2020 | <8.02 | <8.02 | <8.02 | <8.02 | <127 | <6.3 | <127 | <6.3 | <6.3 | <6.3 | <6.3 | <6.3 | <12.7 | <6.3 | <6.3 | <6.3 | <6.3 | <6.3 | <6.3 | <6.3 | <6.3 | <25.3 | <63.3 | <6.3 | <6.3 | <6.3 | <6.3 | <6.3 | <6.3 | <6.3 | <6.3 | <12.7 | <12.7 | <6.3 |
| 92494208 | BH-08 (20-22.5) | MW-26 | 09/04/2020 | <7.03 | <7.03 | <7.03 | <7.03 | <120 | <6 | <120 | <6 | <6 | <6 | <6 | <6 | <12 | <6 | <6 | <6 | <6 | <6 | <6 | <6 | <6 | <23.9 | <59.8 | <6 | <6 | <6 | <6 | <6 | <6 | <6 | <6 | <12 | <12 | <6 |
| 92494208 | BH-08 (22.5-25) | MW-26 | 09/04/2020 | <6.57 | <6.57 | <6.57 | <6.57 | <121 | <6 | <121 | <6 | <6 | <6 | <6 | <6 | <12.1 | <6 | <6 | <6 | <6 | <6 | <6 | <6 | <6 | <24.2 | <60.5 | <6 | <6 | <6 | <6 | <6 | <6 | <6 | <6 | <12.1 | <12.1 | <6 |
| 92494609 | BH-11 (2.5-5) | MW-27 | 09/05/2020 | <8.86 | <8.86 | <8.86 | <8.86 | <153 | <7.7 | <153 | <7.7 | <7.7 | <7.7 | <7.7 | <7.7 | <15.3 | <7.7 | <7.7 | <7.7 | <7.7 | <7.7 | <7.7 | <7.7 | <7.7 | <30.7 | <76.7 | <7.7 | <7.7 | <7.7 | <7.7 | <7.7 | <7.7 | <7.7 | <7.7 | <15.3 | <15.3 | <7.7 |
| 92494609 | BH-11 (22.5-25) | MW-27 | 09/05/2020 | <6.84 | <6.84 | <6.84 | <6.84 | <125 | <6.3 | <125 | <6.3 | <6.3 | <6.3 | <6.3 | <6.3 | <12.5 | <6.3 | <6.3 | <6.3 | <6.3 | <6.3 | <6.3 | <6.3 | <6.3 | <25.1 | <62.6 | <6.3 | <6.3 | <6.3 | <6.3 | <6.3 | <6.3 | <6.3 | <6.3 | <12.5 | <12.5 | <6.3 |
| 92494924 | BH-12 (17.5-20) | MW-28 | 09/05/2020 | <7.38 | <7.38 | <7.38 | <7.38 | <125 | <6.3 | <125 | <6.3 | <6.3 | <6.3 | <6.3 | <6.3 | <12.5 | <6.3 | <6.3 | <6.3 | <6.3 | <6.3 | <6.3 | <6.3 | <6.3 | <25 | <62.6 | <6.3 | <6.3 | <6.3 | <6.3 | <6.3 | <6.3 | <6.3 | <6.3 | <12.5 | <12.5 | <6.3 |
| 92494924 | BH-12 (22.5-25) | MW-28 | 09/05/2020 | <7.87 | <7.87 | <7.87 | <7.87 | <129 | <6.4 | <129 | <6.4 | <6.4 | <6.4 | <6.4 | <6.4 | <12.9 | <6.4 | <6.4 | <6.4 | <6.4 | <6.4 | <6.4 | <6.4 | <6.4 | <25.8 | <64.5 | <6.4 | <6.4 | <6.4 | <6.4 | <6.4 | <6.4 | <6.4 | <6.4 | <12.9 | <12.9 | <6.4 |
| 92494334 | MW29-27.5-30' | MW-29 | 09/06/2020 | <9.53 | <9.53 | <9.53 | <9.53 | <173 | <8.6 | <173 | <8.6 | <8.6 | <8.6 | <8.6 | <8.6 | <17.3 | <8.6 | <8.6 | <8.6 | <8.6 | <8.6 | <8.6 | <8.6 | <8.6 | <34.6 | <86.4 | <8.6 | <8.6 | <8.6 | <8.6 | <8.6 | <8.6 | <8.6 | <8.6 | <17.3 | <17.3 | <8.6 |
| 92494334 | ER9 66-22.5-25' | MW-30 | 09/06/2020 | <7.59 | <7.59 | <7.59 | <7.59 | <97.9 | <4.9 | <97.9 | <4.9 | <4.9 | <4.9 | <4.9 | <4.9 | <9.8 | <4.9 | <4.9 | <4.9 | <4.9 | <4.9 | <4.9 | <4.9 | <4.9 | <19.6 | <48.9 | <4.9 | <4.9 | <4.9 | <4.9 | <4.9 | <4.9 | <4.9 | <4.9 | <9.8 | <9.8 | <4.9 |
| 92494334 | MW31-25-27.5' | MW-31 | 09/07/2020 | <8.26 | <8.26 | <8.26 | **11.6** | <101 | <5.0 | <101 | <5.0 | <5.0 | <5.0 | <5.0 | <5.0 | <10.1 | <5.0 | <5.0 | <5.0 | <5.0 | <5.0 | <5.0 | <5.0 | <5.0 | <20.1 | <50.3 | <5.0 | <5.0 | <5.0 | <5.0 | <5.0 | <5.0 | <5.0 | <5.0 | <10.1 | <10.1 | <5.0 |
| 92538150 | MW-31D (15-17) | MW-31D | 05/10/2021 | <4.4 | <4.4 | <4.4 | <4.4 | <172 | <8.6 | <172 | <8.6 | <8.6 | <8.6 | <8.6 | <8.6 | <17.2 | <8.6 | <8.6 | <8.6 | <8.6 | <8.6 | <8.6 | <8.6 | <8.6 | <34.4 | <86.1 | <8.6 | <8.6 | <8.6 | <8.6 | <8.6 | <8.6 | <8.6 | <8.6 | <17.2 | <17.2 | <8.6 |
| 92494609 | BH-15 (12.5-15) | MW-32 | 09/07/2020 | <8.49 | <8.49 | <8.49 | <8.49 | <124 | <6.2 | <124 | <6.2 | <6.2 | <6.2 | <6.2 | <6.2 | <12.4 | <6.2 | <6.2 | <6.2 | <6.2 | <6.2 | <6.2 | <6.2 | <6.2 | <24.9 | <62.2 | <6.2 | <6.2 | <6.2 | <6.2 | <6.2 | <6.2 | <6.2 | <6.2 | <12.4 | <12.4 | <6.2 |
| 92494609 | BH-15 (7.5-10) | MW-32 | 09/07/2020 | <7.77 | <7.77 | <7.77 | <7.77 | <118 | <5.9 | <118 | <5.9 | <5.9 | <5.9 | <5.9 | <5.9 | <11.8 | <5.9 | <5.9 | <5.9 | <5.9 | <5.9 | <5.9 | <5.9 | <5.9 | <23.5 | <58.8 | <5.9 | <5.9 | <5.9 | <5.9 | <5.9 | <5.9 | <5.9 | <5.9 | <11.8 | <11.8 | <5.9 |
| 92494609 | BH-14 (10-12.5) | MW-33 | 09/05/2020 | <7.09 | <7.09 | <7.09 | <7.09 | <118 | <5.9 | <118 | <5.9 | <5.9 | <5.9 | <5.9 | <5.9 | <11.8 | <5.9 | <5.9 | <5.9 | <5.9 | <5.9 | <5.9 | <5.9 | <5.9 | <23.6 | <59.1 | <5.9 | <5.9 | <5.9 | <5.9 | <5.9 | <5.9 | <5.9 | <5.9 | <11.8 | <11.8 | <5.9 |
| 92494609 | BH-14 (2.5-5) | MW-33 | 09/05/2020 | <8.92 | <8.92 | <8.92 | <8.92 | <159 | <8 | <159 | <8 | <8 | <8 | <8 | <8 | <15.9 | <8 | <8 | <8 | <8 | <8 | <8 | <8 | <8 | <31.9 | <79.7 | <8 | <8 | <8 | <8 | <8 | <8 | <8 | <8 | <15.9 | <15.9 | <8 |
| 92494609 | BH-13 (1-2.5) | MW-34 | 09/05/2020 | <8.28 | <8.28 | <8.28 | <8.28 | <173 | <8.6 | <173 | <8.6 | <8.6 | <8.6 | <8.6 | <8.6 | <17.3 | <8.6 | <8.6 | <8.6 | <8.6 | <8.6 | <8.6 | <8.6 | <8.6 | <34.6 | <86.4 | <8.6 | <8.6 | <8.6 | <8.6 | <8.6 | <8.6 | <8.6 | <8.6 | <17.3 | <17.3 | <8.6 |
| 92494609 | BH-13 (5-7.5) | MW-34 | 09/05/2020 | <7.57 | <7.57 | <7.57 | <7.57 | <127 | <6.4 | <127 | <6.4 | <6.4 | <6.4 | <6.4 | <6.4 | <12.7 | <6.4 | <6.4 | <6.4 | <6.4 | <6.4 | <6.4 | <6.4 | <6.4 | <25.5 | <63.7 | <6.4 | <6.4 | <6.4 | <6.4 | <6.4 | <6.4 | <6.4 | <6.4 | <12.7 | <12.7 | <6.4 |
| 92494609 | BH-16 (20-22.5) | MW-35 | 09/07/2020 | <8.28 | <8.28 | <8.28 | <8.28 | <125 | <6.3 | <125 | <6.3 | <6.3 | <6.3 | <6.3 | <6.3 | <12.5 | <6.3 | <6.3 | <6.3 | <6.3 | <6.3 | <6.3 | <6.3 | <6.3 | <25 | <62.5 | <6.3 | <6.3 | <6.3 | <6.3 | <6.3 | <6.3 | <6.3 | <6.3 | <12.5 | <12.5 | <6.3 |
| 92494609 | BH-16 (7.5-10) | MW-35 | 09/07/2020 | <7.21 | <7.21 | <7.21 | <7.21 | <129 | <6.5 | <129 | <6.5 | <6.5 | <6.5 | <6.5 | <6.5 | <12.9 | <6.5 | <6.5 | <6.5 | <6.5 | <6.5 | <6.5 | <6.5 | <6.5 | <25.9 | <64.7 | <6.5 | <6.5 | <6.5 | <6.5 | <6.5 | <6.5 | <6.5 | <6.5 | <12.9 | <12.9 | <6.5 |
| 92494609 | BH-17 (1-2.5) | MW-36 | 09/08/2020 | <9.09 | <9.09 | <9.09 | <9.09 | <230 | <11.5 | <230 | <11.5 | <11.5 | <11.5 | <11.5 | <11.5 | <23 | <11.5 | <11.5 | <11.5 | <11.5 | <11.5 | <11.5 | <11.5 | <11.5 | <46 | <115 | <11.5 | <11.5 | <11.5 | <11.5 | <11.5 | <11.5 | <11.5 | <11.5 | <23 | <23 | <11.5 |
| 92494609 | BH-17 (22.5-25) | MW-36 | 09/08/2020 | <7.84 | <7.84 | <7.84 | <7.84 | <141 | <7.1 | <141 | <7.1 | <7.1 | <7.1 | <7.1 | <7.1 | <14.1 | <7.1 | <7.1 | <7.1 | <7.1 | <7.1 | <7.1 | <7.1 | <7.1 | <28.3 | <70.7 | <7.1 | <7.1 | <7.1 | <7.1 | <7.1 | <7.1 | <7.1 | <7.1 | <14.1 | <14.1 | <7.1 |
| 92494609 | BH-18 (22.5-25) | MW-37 | 09/08/2020 | <7.43 | <7.43 | <7.43 | <7.43 | <132 | <6.6 | <132 | <6.6 | <6.6 | <6.6 | <6.6 | <6.6 | <13.2 | <6.6 | <6.6 | <6.6 | <6.6 | <6.6 | <6.6 | <6.6 | <6.6 | <26.3 | <65.8 | <6.6 | <6.6 | <6.6 | <6.6 | <6.6 | <6.6 | <6.6 | <6.6 | <13.2 | <13.2 | <6.6 |
| 92494609 | BH-18 (5-7.5) | MW-37 | 09/08/2020 | <8.5 | <8.5 | <8.5 | <8.5 | <128 | <6.4 | <128 | <6.4 | <6.4 | <6.4 | <6.4 | <6.4 | <12.8 | <6.4 | <6.4 | <6.4 | <6.4 | <6.4 | <6.4 | <6.4 | <6.4 | <25.7 | <64.2 | <6.4 | <6.4 | <6.4 | <6.4 | <6.4 | <6.4 | <6.4 | <6.4 | <12.8 | <12.8 | <6.4 |
| 92494587 | MW 38-30-32.5 | MW-38 | 09/08/2020 | <9.04 | <9.04 | <9.04 | <9.04 | <114 | <5.7 | <114 | <5.7 | <5.7 | <5.7 | <5.7 | <5.7 | <11.4 | <5.7 | <5.7 | <5.7 | <5.7 | <5.7 | <5.7 | <5.7 | <5.7 | <22.8 | <57.0 | <5.7 | <5.7 | <5.7 | <5.7 | <5.7 | <5.7 | <5.7 | <5.7 | <11.4 | <11.4 | <5.7 |
| 92494858 | MW-39 (7.5'-10') | MW-39 | 09/08/2020 | <9.29 | **3.89** | **6.08** | **9.97** | <192 | <9.6 | <192 | <9.6 | <9.6 

# Table 2
# Summary of Delineation Soil Sampling Results

Colonial Pipeline Company
2020-L1-SR2448
Huntersville, North Carolina

| Lab Report | Sample ID | Well ID | Sample Date | MADEP VPH (mg/kg) | | | | Volatile Organic Compounds (EPA 8260D) (µg/kg) | | | | | | | | | | | | | | | | | | | | | | | | | | | | | |
|---|---|---|---|---|---|---|---|---|---|---|---|---|---|---|---|---|---|---|---|---|---|---|---|---|---|---|---|---|---|---|---|---|---|---|---|---|---|
| | | | | Aliphatic (C05-C08) | Aliphatic (C09-C12) | Aromatic (C09-C10), Unadjusted | Total VPH | Acetone | Benzene | 2-Butanone (MEK) | n-Butylbenzene | sec-Butylbenzene | tert-Butylbenzene | Chlorobenzene | Chloroform | Chloromethane | 2-Chlorotoluene | 4-Chlorotoluene | 1,1-Dichloroethane | 1,2-Dichloroethane | Diisopropyl ether | Ethylbenzene | Isopropylbenzene (Cumene) | p-Isopropyltoluene | Methylene Chloride | 4-Methyl-2-pentanone (MIBK) | Methyl-tert-butyl ether | Naphthalene | n-Propylbenzene | Styrene | 1,1,1,2-Tetrachloroethane | Tetrachloroethene | Toluene | 1,2,4-Trimethylbenzene | 1,3,5-Trimethylbenzene | Xylene (Total) | m&p-Xylene | o-Xylene |
| **Soil-to-Water MSCCs** | | | | **68** | **540** | **31** | **NE** | **24,000** | **7.2** | **16,000** | **2,400** | **2,200** | **1,700** | **440** | **340** | **14** | **NE** | **280** | **30** | **1.9** | **320** | **8,000** | **1,300** | **120** | **23** | **420** | **85** | **200** | **1,400** | **900** | **4** | **5.0** | **5,400** | **6,600** | **6,600** | **6,000** | **NE** | **NE** |
| **Residential MSCCs** | | | | **625** | **1,560** | **469** | **NE** | **14,000,000** | **12,000** | **9,380,000** | **782,000** | **1,560,000** | **1,560,000** | **312,000** | **21,000** | **51,000** | **NE** | **312,000** | **116,000** | **7,290** | **NE** | **60,300** | **1,560,000** | **1,560,000** | **93,800** | **1,250,000** | **156,000** | **5,500** | **1,560,000** | **3,120,000** | **25,200** | **93,800** | **1,250,000** | **156,000** | **156,000** | **3,120,000** | **NE** | **NE** |
| **Industrial / Commercial MSCCs** | | | | **9,340** | **23,300** | **7,000** | **NE** | **210,000,000** | **59,400** | **140,000,000** | **11,600,000** | **23,300,000** | **23,300,000** | **4,670,000** | **105,000** | **251,000** | **NE** | **4,670,000** | **573,000** | **35,900** | **2,330,000** | **297,000** | **23,300,000** | **23,300,000** | **1,400,000** | **18,600,000** | **1,810,000** | **27,000** | **23,300,000** | **46,700,000** | **125,000** | **1,400,000** | **18,600,000** | **2,330,000** | **2,330,000** | **46,700,000** | **NE** | **NE** |
| 92495313 | MW-46_(25-27.5) | MW-46 | 09/12/2020 | <7.89 | **24.1** | <7.89 | **32.0** | <116 | <5.8 | <116 | <5.8 | <5.8 | <5.8 | <5.8 | <5.8 | <11.6 | <5.8 | <5.8 | <5.8 | <5.8 | <5.8 | <5.8 | <5.8 | <5.8 | <23.2 | <57.9 | <5.8 | <5.8 | <5.8 | <5.8 | <5.8 | <5.8 | <5.8 | <5.8 | <11.6 | <11.6 | <5.8 |
| 92495313 | MW-47_(25-27) | MW-47 | 09/12/2020 | <8.95 | <8.95 | <8.95 | **13.5** | <113 | <5.7 | <113 | <5.7 | <5.7 | <5.7 | <5.7 | <5.7 | <11.3 | <5.7 | <5.7 | <5.7 | <5.7 | <5.7 | <5.7 | <5.7 | <5.7 | <22.6 | <56.6 | <5.7 | <5.7 | <5.7 | <5.7 | <5.7 | <5.7 | <5.7 | <5.7 | <11.3 | <11.3 | <5.7 |
| 92495719 | BH-21(12.5-15) | MW-49 | 09/15/2020 | <7.49 | <7.49 | <7.49 | <7.49 | <111 | <5.5 | <111 | <5.5 | <5.5 | <5.5 | <5.5 | <5.5 | <11.1 | <5.5 | <5.5 | <5.5 | <5.5 | <5.5 | <5.5 | <5.5 | <5.5 | <22.1 | <55.3 | <5.5 | <5.5 | <5.5 | <5.5 | <5.5 | <5.5 | <5.5 | <5.5 | <11.1 | <11.1 | <5.5 |
| 92495719 | BH-21(25-27.5) | MW-49 | 09/15/2020 | <7.53 | <7.53 | <7.53 | <7.53 | <115 | <5.8 | <115 | <5.8 | <5.8 | <5.8 | <5.8 | <5.8 | <11.5 | <5.8 | <5.8 | <5.8 | <5.8 | <5.8 | <5.8 | <5.8 | <5.8 | **99.2** | <57.5 | <5.8 | <5.8 | <5.8 | <5.8 | <5.8 | <5.8 | <5.8 | <5.8 | <11.5 | <11.5 | <5.8 |
| 92495719 | BH-22 (17.5-20) | MW-50 | 09/15/2020 | <7.55 | <7.55 | <7.55 | <7.55 | <149 | <7.4 | <149 | <7.4 | <7.4 | <7.4 | <7.4 | <7.4 | <14.9 | <7.4 | <7.4 | <7.4 | <7.4 | <7.4 | <7.4 | <7.4 | <7.4 | <29.8 | <74.5 | <7.4 | <7.4 | <7.4 | <7.4 | <7.4 | <7.4 | <7.4 | <7.4 | <14.9 | <14.9 | <7.4 |
| 92495719 | BH-22 (25-27.5) | MW-50 | 09/15/2020 | <8.73 | <8.73 | <8.73 | <8.73 | <136 | <6.8 | <136 | <6.8 | <6.8 | <6.8 | <6.8 | <6.8 | <13.6 | <6.8 | <6.8 | <6.8 | <6.8 | <6.8 | <6.8 | <6.8 | <6.8 | <27.1 | <67.8 | <6.8 | <6.8 | <6.8 | <6.8 | <6.8 | <6.8 | <6.8 | <6.8 | <13.6 | <13.6 | <6.8 |
| 92496432 | MW-5(25-27.5) | MW-51 | 09/18/2020 | <7.30 | <7.30 | <7.30 | <7.30 | <117 | <5.8 | <117 | <5.8 | <5.8 | <5.8 | <5.8 | <5.8 | <11.7 | <5.8 | <5.8 | <5.8 | <5.8 | <5.8 | <5.8 | <5.8 | <5.8 | <23.4 | <58.4 | <5.8 | <5.8 | <5.8 | <5.8 | <5.8 | <5.8 | <5.8 | <5.8 | <11.7 | <11.7 | <5.8 |
| 92497523 | MW-52 (25-27.5) | MW-52 | 09/23/2020 | <7.62 | <7.62 | **2.68** | **2.68** | <126 | <6.3 | <126 | <6.3 | <6.3 | <6.3 | <6.3 | <6.3 | <12.6 | <6.3 | <6.3 | <6.3 | <6.3 | <6.3 | <6.3 | <6.3 | <6.3 | <25.1 | <62.8 | <6.3 | <6.3 | <6.3 | <6.3 | <6.3 | <6.3 | <6.3 | <6.3 | <12.6 | <12.6 | <6.3 |
| 92498039 | MW-54 (15'-17.5') | MW-54 | 09/28/2020 | <8.26 | <8.26 | <8.26 | <8.26 | <104 | <5.2 | <104 | <5.2 | <5.2 | <5.2 | <5.2 | <5.2 | <10.4 | <5.2 | <5.2 | <5.2 | <5.2 | <5.2 | <5.2 | <5.2 | <5.2 | <20.8 | <51.9 | <5.2 | <5.2 | <5.2 | <5.2 | <5.2 | <5.2 | <5.2 | <5.2 | <10.4 | <10.4 | <5.2 |
| 92498039 | MW-55 (58') | MW-55 | 09/29/2020 | <6.26 | <6.26 | <6.26 | <6.26 | <99.8 | <5.0 | <99.8 | <5.0 | <5.0 | <5.0 | <5.0 | <5.0 | <10 | <5.0 | <5.0 | <5.0 | <5.0 | <5.0 | <5.0 | <5.0 | <5.0 | <20.0 | <49.9 | <5.0 | <5.0 | <5.0 | <5.0 | <5.0 | <5.0 | <5.0 | <5.0 | <10 | <10 | <5.0 |
| 92498395 | MW-56 @ 15' | MW-56 | 09/30/2020 | <6.86 | <6.86 | <6.86 | <6.86 | <107 | <5.4 | <107 | <5.4 | <5.4 | <5.4 | <5.4 | <5.4 | <10.7 | <5.4 | <5.4 | <5.4 | <5.4 | <5.4 | <5.4 | <5.4 | <5.4 | <21.4 | <53.6 | <5.4 | <5.4 | <5.4 | <5.4 | <5.4 | <5.4 | <5.4 | <5.4 | <10.7 | <10.7 | <5.4 |
| 92498395 | MW-57 @ 12' | MW-57 | 09/30/2020 | <8.05 | <8.05 | <8.05 | <8.05 | <114 | <5.7 | <114 | <5.7 | <5.7 | <5.7 | <5.7 | <5.7 | <11.4 | <5.7 | <5.7 | <5.7 | <5.7 | <5.7 | <5.7 | <5.7 | <5.7 | <22.7 | <56.9 | <5.7 | <5.7 | <5.7 | <5.7 | <5.7 | <5.7 | <5.7 | <5.7 | <11.4 | <11.4 | <5.7 |
| 92498540 | MW-58 @30' | MW-58 | 10/02/2020 | NA | NA | NA | NA | <123 | <6.2 | <123 | <6.2 | <6.2 | <6.2 | <6.2 | <6.2 | <12.3 | <6.2 | <6.2 | <6.2 | <6.2 | <6.2 | <6.2 | <6.2 | <6.2 | <24.7 | <61.7 | <6.2 | <6.2 | <6.2 | <6.2 | <6.2 | <6.2 | <6.2 | <6.2 | <12.3 | <12.3 | <6.2 |
| 92498670 | MW-59@30 | MW-59 | 10/02/2020 | <5.70 | <6.48 | **1.95J** | <6.48 | <113 | <5.7 | <113 | <5.7 | <5.7 | <5.7 | <5.7 | <5.7 | <11.3 | <5.7 | <5.7 | <5.7 | <5.7 | <5.7 | <5.7 | <5.7 | <5.7 | <22.6 | <56.6 | <5.7 | <5.7 | <5.7 | <5.7 | <5.7 | <5.7 | <5.7 | <5.7 | <11.3 | <11.3 | <5.7 |
| 92498670 | MW-60@25-27.5 | MW-60 | 10/03/2020 | NA | NA | NA | NA | <126 | <6.3 | **59.6J** | <6.3 | <6.3 | <6.3 | <6.3 | <6.3 | <12.6 | <6.3 | <6.3 | <6.3 | <6.3 | <6.3 | <6.3 | <6.3 | <6.3 | **67.0** | <63.0 | <6.3 | <6.3 | <6.3 | <6.3 | <6.3 | <6.3 | <6.3 | <6.3 | <12.6 | <12.6 | <6.3 |
| 92512978 | MW-64 (36'-38') | MW-64 | 12/17/2020 | <6.60 | **6.74** | **11.1** | **17.8** | <126 | <6.3 | <126 | <6.3 | <6.3 | <6.3 | <6.3 | <6.3 | <12.6 | <6.3 | <6.3 | <6.3 | <6.3 | <6.3 | <6.3 | <6.3 | <6.3 | <25.1 | <62.8 | <6.3 | <6.3 | <6.3 | <6.3 | <6.3 | <6.3 | <6.3 | <6.3 | <12.6 | <12.6 | <6.3 |
| 92513387 | MW-65 (25') | MW-65 | 12/22/2020 | <7.30 | <7.30 | <7.30 | <7.30 | <152 | <7.6 | <152 | <7.6 | <7.6 | <7.6 | <7.6 | <7.6 | <15.2 | <7.6 | <7.6 | <7.6 | <7.6 | <7.6 | <7.6 | <7.6 | <7.6 | <30.3 | <75.9 | <7.6 | <7.6 | <7.6 | <7.6 | <7.6 | <7.6 | <7.6 | <7.6 | <15.2 | <15.2 | <7.6 |
| 92513891 | MW-66 40'-42' | MW-66 | 12/22/2020 | <5.83 | <5.83 | <5.83 | <5.83 | <59.1 | <1.18 | <118 | <14.8 | <14.8 | <5.91 | <2.96 | <2.96 | <14.8 | <2.96 | <5.91 | <2.96 | <2.96 | <1.18 | <2.96 | <2.96 | <5.91 | <29.6 | <29.6 | <1.18 | <14.8 | <5.91 | <14.8 | <2.96 | <2.96 | <5.91 | <5.91 | <5.91 | <7.68 | NA | NA |
| 92513891 | MW-66 40'-42' | MW-66 | 12/22/2020 | <7.96 | <7.96 | <7.96 | <7.96 | <57.7 | <1.15 | <115 | <14.4 | <14.4 | <5.77 | <2.88 | <2.88 | <14.4 | <2.88 | <5.77 | <2.88 | <2.88 | <1.15 | <2.88 | <2.88 | <5.77 | <28.8 | <28.8 | <1.15 | <14.4 | <5.77 | <14.4 | <2.88 | <2.88 | <5.77 | <5.77 | <5.77 | <7.5 | NA | NA |
| 92513380 | PMW 67 36-37 | MW-67 | 12/21/2020 | <6.21 | <6.21 | <6.21 | <6.21 | <62.1 | <1.24 | <124 | <15.5 | <15.5 | <6.21 | <3.1 | <3.1 | <15.5 | <3.1 | <6.21 | <3.1 | <3.1 | <1.24 | <3.1 | <3.1 | <6.21 | <31 | <31 | <1.24 | <15.5 | <6.21 | <15.5 | <3.1 | <3.1 | <6.21 | <6.21 | <6.21 | <8.07 | NA | NA |
| 92513380 | PMW-67 36-37 | MW-67 | 12/21/2020 | <6.28 | <6.28 | <6.28 | <6.28 | <62.8 | <1.26 | <126 | <15.7 | <15.7 | <6.28 | <3.14 | <3.14 | <15.7 | <3.14 | <6.28 | <3.14 | <3.14 | <1.26 | <3.14 | <3.14 | <6.28 | <31.4 | <31.4 | <1.26 | <15.7 | <6.28 | <15.7 | <3.14 | <3.14 | <6.28 | <6.28 | <6.28 | <8.16 | NA | NA |
| 92513891 | MW-68 30'-32' | MW-68 | 12/23/2020 | <7.93 | <7.93 | <7.93 | <7.93 | <247 | <12.4 | <247 | <12.4 | <12.4 | <12.4 | <12.4 | <12.4 | <24.7 | <12.4 | <12.4 | <12.4 | <12.4 | <12.4 | <12.4 | <12.4 | <12.4 | <49.4 | <124 | <12.4 | <12.4 | <12.4 | <12.4 | <12.4 | <12.4 | <12.4 | <12.4 | <24.7 | <24.7 | <12.4 |
| 92512978 | MW-69 (44'-46') | MW-69 | 12/15/2020 | <6.61 | **13.7** | **15.0** | **32.0** | <133 | <6.7 | <133 | <6.7 | <6.7 | <6.7 | <6.7 | <6.7 | <13.3 | <6.7 | <6.7 | <6.7 | <6.7 | <6.7 | <6.7 | <6.7 | <6.7 | <26.6 | <66.6 | <6.7 | <6.7 | <6.7 | <6.7 | <6.7 | <6.7 | <6.7 | <6.7 | <13.3 | <13.3 | <6.7 |
| 92514963 | MW-71 (50-52) | MW-71 | 01/05/2021 | <5.81 | **22.2** | <5.81 | **30.2** | <142 | <7.1 | <142 | <7.1 | <7.1 | <7.1 | <7.1 | <7.1 | <14.2 | <7.1 | <7.1 | <7.1 | <7.1 | <7.1 | <7.1 | <7.1 | <7.1 | <28.3 | <70.8 | <7.1 | <7.1 | <7.1 | <7.1 | <7.1 | <7.1 | <7.1 | <7.1 | <14.2 | <14.2 | <7.1 |
| 92521220 | MW-74 (15'-17') | MW-74 | 02/06/2021 | <7.79 | <7.79 | <7.79 | <7.79 | <77.9 | <1.56 | <156 | <19.5 | <19.5 | <7.79 | <3.89 | <3.89 | <19.5 | <3.89 | <7.79 | <3.89 | <3.89 | <1.56 | <3.89 | <3.89 | <7.79 | <38.9 | <38.9 | <1.56 | <19.5 | <7.79 | <19.5 | <3.89 | <3.89 | <7.79 | <7.79 | <7.79 | <10.1 | NA | NA |
| 92521220 | MW-75 (30'-32') | MW-75 | 02/06/2021 | <8.27 | <8.27 | <8.27 | <8.27 | <82.7 | <1.65 | <165 | <20.7 | <20.7 | <8.27 | <4.13 | <4.13 | <20.7 | <4.13 | <8.27 | <4.13 | <4.13 | <1.65 | <4.13 | <4.13 | <8.27 | <41.3 | <41.3 | <1.65 | <20.7 | <8.27 | <20.7 | <4.13 | <4.13 | <8.27 | <8.27 | <8.27 | <10.8 | NA | NA |
| 92521595 | MW-76 (25'-27') | MW-76 | 02/10/2021 | <6.42 | <6.42 | <6.42 | <6.42 | <61.5 | <1.23 | <123 | <15.4 | <15.4 | <6.15 | <3.07 | <3.07 | <15.4 | <3.07 | <6.15 | <3.07 | <3.07 | <1.23 | <3.07 | <3.07 | <6.15 | <30.7 | <30.7 | <1.23 | <15.4 | <6.15 | <15.4 | <3.07 | <3.07 | <6.15 | <6.15 | <6.15 | <7.99 | <4.92 | <3.07 |
| 92525140 | MW-80 (20-22) | MW-80 | 03/02/2021 | <7.940 | <7.940 | <7.940 | <7.940 | <78.3 | <1.57 | <157 | <19.6 | <19.6 | <7.83 | <3.92 | <3.92 | <19.6 | <3.92 | <7.83 | <3.92 | <3.92 | <1.57 | <3.92 | <3.92 | <7.83 | <39.2 | <39.2 | <1.57 | <19.6 | <7.83 | <19.6 | <3.92 | <3.92 | <7.83 | <7.83 | <7.83 | <10.2 | <6.27 | <3.92 |
| 92525771 | MW-81 (15'-17') | MW-81 | 03/03/2021 | <7.43 | <7.43 | <7.43 | <7.43 | <71.9 | <1.44 | <144 | **96.3** | **49.2** | <7.19 | <3.59 | <3.59 | <18.0 | <3.59 | **212** | <3.59 | <3.59 | <1.44 | **9.39** | **43.7** | <7.19 | <35.9 | <35.9 | <1.44 | <18.0 | **222** | <18.0 | <3.59 | <3.59 | <7.19 | **29.2** | <7.19 | <9.35 | **6.61** | <3.59 |
| 92525771 | MW-82 (15'-17') | MW-82 | 03/03/2021 | <7.27 | <7.27 | <7.27 | <7.27 | <90.5 | <1.81 | <181 | **95.4** | **47.6** | <9.05 | <4.53 | <4.53 | <22.6 | <4.53 | <9.05 | <4.53 | <4.53 | <1.81 | **6.20** | **37.5** | **18.4** | <45.3 | <45.3 | <1.81 | <22.6 | **170** | <22.6 | <4.53 | <4.53 | <9.05 | **31.4** | **18.5** | <11.8 | <7.24 | <4.53 |
| 92527131 | MW-83 (40-42) | MW-83 | 03/05/2021 | <6.02 | <6.02 | <6.02 | <6.02 | <60.3 | <1.21 | <121 | <15.1 | <15.1 | <6.03 | <3.01 | <3.01 | <15.1 | <3.01 | <6.03 | <3.01 | <3.01 | <1.21 | <3.01 | <3.01 | <6.03 | <30.1 | <30.1 | <1.21 | <15.1 | <6.03 | <15.1 | <3.01 | <3.01 | <6.03 | <6.03 | <6.03 | <7.83 | <4.82 | <3.01 |
| 92527131 | MW-84 (20-22) | MW-84 | 03/06/2021 | <8.34 | <8.34 | <8.34 | <8.34 | <80.3 | <1.61 | <161 | <20.0 | <20.0 | <8.03 | <4.02 | <4.02 | <20.0 | <4.02 | <8.03 | <4.02 | <4.02 | <1.61 | <4.02 | <4.02 | <8.03 | <40.2 | <40.2 | <1.61 | <20.0 | <8.03 | <20.0 | <4.02 | <4.02 | <8.03 | <8.03 | <8.03 | <10.4 | <6.42 | <4.02 |
| 92534559 | MW-87_20210421 | MW-87 | 05/06/2021 | <3.6 | <3.6 | <3.6 | <3.6 | <122 | <6.1 | <122 | <6.1 | <6.1 | <6.1 | <6.1 | <6.1 | <12.2 | <6.1 | <6.1 | <6.1 | <6.1 | <6.1 | <6.1 | <6.1 | <6.1 | <24.5 | <61.2 | <6.1 | <6.1 | <6.1 | <6.1 | <6.1 | <6.1 | <6.1 | <6.1 | <12.2 | <12.2 | <6.1 |
| 92535726 | MW-88 20-22_20210427 | MW-88 | 04/27/2021 | <5.7 | <5.7 | <5.7 | <5.7 | <183 | <9.2 | <183 | <9.2 | <9.2 | <9.2 | <9.2 | <9.2 | <18.3 | <9.2 | <9.2 | <9.2 | <9.2 | <9.2 | <9.2 | <9.2 | <9.2 | <36.6 | <91.5 | <9.2 | <9.2 | <9.2 | <9.2 | <9.2 | <9.2 | <9.2 | <9.2 | <18.3 | <18.3 | <9.2 |
| 92535726 | MW-88 50-52_20210427 | MW-88 | 04/27/2021 | <6.8 | <6.8 | <6.8 | <6.8 | <183 | <9.2 | <183 | <9.2 | <9.2 | <9.2 | <9.2 | <9.2 | <18.3 | <9.2 | <9.2 | <9.2 | <9.2 | <9.2 | <9.2 | <9.2 | <9.2 | <36.7 | <91.7 | <9.2 | <9.2 | <9.2 | <9.2 | <9.2 | <9.2 | <9.2 | <9.2 | <18.3 | <18.3 | <9.2 |
| 92535726 | MW-88 52-54_20210428 | MW-88 | 04/27/2021 | <4.5 | <4.5 | <4.5 | <4.5 | <190 | <9.5 | <190 | <9.5 | <9.5 | <9.5 | <9.5 | <9.5 | <19 | <9.5 | <9.5 | <9.5 | <9.5 | <9.5 | <9.5 | <9.5 | <9.5 | <38 | <95 | <9.5 | <9.5 | <9.5 | <9.5 | <9.5 | <9.5 | <9.5 | <9.5 | <19 | <19 | <9.5 |
| 92536024 | MW-89 38-40_20210429 | MW-89 | 04/29/2021 | <4.6 | <4.6 | <4.6 | <4.6 | <184 | <9.2 | <184 | <9.2 | <9.2 | <9.2 | <9.2 | <9.2 | <18.4 | <9.2 | <9.2 | <9.2 | <9.2 | <9.2 | <9.2 | <9.2 | <9.2 | <36.9 | <92.2 | <9.2 | <9.2 | <9.2 | <9.2 | <9.2 | <9.2 | <9.2 | <9.2 | <18.4 | <18.4 | <9.2 |
| 92536024 | MW-89 50-52_20210429 | MW-89 | 04/29/2021 | <4.1 | <4.1 | <4.1 | <4.1 | <177 | <8.9 | <177 | <8.9 | <8.9 | <8.9 | <8.9 | <8.9 | <17.7 | <8.9 | <8.9 | <8.9 | <8.9 | <8.9 | <8.9 | <8.9 | <8.9 | <35.5 | <88.7 | <8.9 | <8.9 | <8.9 | <8.9 | <8.9 | <8.9 | <8.9 | <8.9 | <17.7 | <17.7 | <8.9 |
| 92536024 | MW-89 52-54_20210429 | MW-89 | 04/29/2021 | <4.3 | <4.3 | <4.3 | <4.3 | <163 | <8.2 | <163 | <8.2 | <8.2 | <8.2 | <8.2 | <8.2 | <16.3 | <8.2 | <8.2 | <8.2 | <8.2 | <8.2 | <8.2 | <8.2 | <8.2 | <32.7 | <81.7 | <8.2 | <8.2 | <8.2 | <8.2 | <8.2 | <8.2 | <8.2 | <8.2 | <16.3 | <16.3 | <8.2 |
| 92539536 | PMW-90D (18'-20') | MW-90D | 05/17/2021 | **424** | **602** | **226** | **1,030** | **1,100J** | **291** | <,1360 | **2,640** | <67.8 | <67.8 | <67.8 | <67.8 | <136 | <67.8 | <67.8 | <67.8 | **71.0** | **9,200** | **1,570** | **2,120** | <271 | **1,310** | <67.8 | **5,300** | **5,470** | <67.8 | <67.8 | <67.8 | **8,520** | **36,700** | **8,890** | **58,800** | **40,000** | **18,800** |
| 92539923 | PMW-91D(14'-16') | MW-91D | 05/18/2021 | **2,820** | **1,800** | **439** | **4,620** | <4,360 | **4,740** | <4,360 | **6,530** | <218 | <218 | <218 | <218 | <436 | <218 | <218 | <218 | **782** | **55,000** | **5,170** | **4,910** | <873 | **6,440** | **114J** | **10,200** | <218 | <218 | <218 | <218 | **94,700** | **98,100** | <218 | **320,000** | **226,000** | **94,800** |
| 92492881 | RW-4 (15-17.5) Duplicate | RW-4 | 08/27/2020 | NA | NA | NA | NA | <95 | <4.7 | <95 | <4.7 | <4.7 | <4.7 | <4.7 | <4.7 | <9.5 | <4.7 | <4.7 | <4.7 | <4.7 | <4.7 | <4.7 | <4.7 | <4.7 | <19 | <47.5 | <4.7 | <4.7 | <4.7 | <4.7 | <4.7 | <4.7 | <4.7 | **5.1** | <4.7 | <4.7 | <9.5 | <9.5 | <4.7 |
| 92492881 | RW-4 (15-17.5) | RW-04 | 08/27/2020 | <7.53 | <7.53 | <7.53 | <7.53 | <95 | <4.7 | <95 | <4.7 | <4.7 | <4.7 | <4.7 | <4.7 | <9.5 | <4.7 | <4.7 | <4.7 | <4.7 | <4.7 | <4.7 | <4.7 | <4.7 | <19 | <47.5 | <4.7 | <4.7 | <4.7 | <4.7 | <4.7 | <4.7 | <4.7 | <4.7 | <4.7 | <4.7 | <9.5 | <9.5 | <4.7 |
| 92492881 | RW-4 (20.22.5) | RW-04 | 08/27/2020 | <7.37 | <7.37 | <7.37 | <7.37 | <88.1 | <4.4 | <88.1 | <4.4 | <4.4 | <4.4 | <4.4 | <4.4 | <8.8 | <4.4 | <4.4 | <4.4 | <4.4 | <4.4 | <4.4 | **4.6** | <4.4 | <17.6 | <44 | <4.4 | **7.5** | <4.4 | <4.4 | <4.4 | <4.4 | **24.3** | **11.3** | <4.4 | **24.9** | **14.6** | **10.2** |
| 92493095 | RW-5 (30-32.5) | RW-05 | 08/28/2020 | **11.3** | **12.7** | <6.95 | NA | <638 | **1,470** | <638 | **704** | <31.9 | <31.9 | <31.9 | <31.9 | <63.8 | <31.9 | <31.9 | <31.9 | <31.9 | <31.9 | **5,920** | **641** | **631** | <128 | <319 | <31.9 | **2,010** | <31.9 | <31.9 | <31.9 | <31.9 | **18,800** | **14,800** | **4,260** | **32,400** | **23,100** | **9,320** |
| 92493096 | RW-6 (37.5-40) | RW-06 | 08/28/2020 | **392** | **641** | **259** | NA | <1,570 | **1,130** | <1,570 | **2,990** | <78.5 | <78.5 | <78.5 | <78.5 | <157 | <78.5 | <78.5 | <78.5 | <78.5 | <78.5 | **14,200** | **1,890** | <78.5 | <314 | <785 | <78.5 | **10,100** | <78.5 | <78.5 | <78.5 | <78.5 | **29,800** | **53,100** | **14,900** | **83,600** | **58,000** | **25,700** |
| 92493643 | BH-02 (27.5-30) | RW-07 | 09/02/2020 | **904** | **770** | **438** | **2,110** | <310 | **457** | <310 | <15.5 | <15.5 | <15.5 | <15.5 | <15.5 | <31 | <15.5 | <15.5 | <15.5 | <15.5 | **40.4** | **3,490** | <15.5 | **488** | **89.6** | <155 | <15.5 | **1,980** | <15.5 | <15.5 | <15.5 | <15.5 | **7,530** | **10,900** | **2,950** | **21,500** | **14,700** | **6,760** |
| 92493643 | BH-02 (32.5-35) | RW-07 | 09/02/2020 | **6,960** | **3,750** | **1,650** | **12,400** | <11,800 | **24,400** | <11,800 | <592 | <592 | <592 | <592 | <592 | <1180 | <592 | <592 | <592 | <592 | **1,280** | **147,000** | <592 | <592 | <2,370 | <5,920 | <592 | **35,900** | <592 | <592 | <592 | <592 | **399,000** | **326,000** | **89,800** | **856,000** | **600,000** | **256,000** |
| 92493136 | RW-09_(22.5-25) | RW-09 | 08/30/2020 | <7.38 | <7.38 | <7.38 | NA | <108 | **66.5** | <108 | <5.4 | <5.4 | <5.4 | <5.4 | <5.4 | <10.8 | <5.4 | <5.4 | <5.4 | <5.4 | <5.4 | **78.4** | <5.4 | **12.9** | <21.7 | <54.2 | <5.4 | **20.5** | <5.4 | <5.4 | <5.4 | <5.4 | **269** | **219** | **67.6** | **436** | **313** | **123** |
| 92493992 | RW-11 (25-27.5) | RW-11 | 09/02/2020 | <6.72 | <6.72 | <6.72 | <6.72 | <67.2 | **34** | <134 | **23.5** | <16.8 | <6.72 | <3.36 | <3.36 | <16.8 | <3.36 | <6.72 | <3.36 | <3.36 | **3.87** | **34.4** | **5.87** | <6.72 | <33.6 | <33.6 | <1.34 | <16.8 | <6.72 | <16.8 | <3.36 | <3.36 | **224** | **27.7** | <6.72 | <8.74 | **131** | **46.1** |
| 92493992 | RW-11 (27.5-30) | RW-11 | 09/02/2020 | **201** | **76.2** | **41.1** | **319** | <60.3 | **912** | <121 | **1,070** | **380** | <6.03 | <3.01 | <3.01 | <15.1 | <3.01 | <6.03 | <3.01 | <3.01 | <1.21 | **4,260** | **839** | **248** | <30.1 | <30.1 | **8.16** | **1,770** | **1,640** | <15.1 | <3.01 | <3.01 | **11,500** | **10,800** | **2,700** | **22,400** | **16,000** | **6,340** |
| 92494609 | BH-10 (10-12.5) | RW-18 | 09/04/2020 | <8.49 | <8.49 | <8.49 | <8.49 | <152 | <7.6 | <152 | <7.6 | <7.6 | <7.6 | <7.6 | <7.6 | <15.2 | <7.6 | <7.6 | <7.6 | <7.6 | <7.6 | **12.4** | <7.6 | <7.6 | <30.5 | <76.2 | <7.6 | <7.6 | <7.6 | <7.6 | <7.6 | <7.6 | <7.6 | **58.5** | **18.8** | <7.6 | **59.2** | **40.1** | **19.1** |
| 92494609 | BH-10 (22.5-25) | RW-18 | 09/04/2020 | **344** | **711** | **311** | **1,060** | <2,860 | **913** | <2,860 | <143 | <143 | <143 | <143 | <143 | <286 | <143 | <143 | <143 | <143 | <143 | **18,200** | <143 | <143 | <573 | <1430 | <143 | **10,300** | <143 | <143 | <143 | <143 | **28,400** | **78,000** | **22,300** | **112,000** | **76,200** | **35,500** |
| 92497664 | RW-36 (22.5-25) | RW-36 | 09/27/2020 | <6.78 | <6.78 | **2.39** | **2.39** | <146 | <7.3 | <146 | <7.3 | <7.3 | <7.3 | <7.3 | <7.3 | <14.6 | <7.3 | <7.3 | <7.3 | <7.3 | <7.3 | <7.3 | <7.3 | <7.3 | <29.1 | <72.8 | <7.3 | <7.3 | <7.3 | <7.3 | <7.3 | <7.3 | <7.3 | <7.3 | <14.6 | <14.6 | <7.3 |
| 92497664 | RW-37 (25-30) | RW-37 | 09/27/2020 | <6.79 | <6.79 | **2.35** | **2.35** | <129 | <6.4 | <129 | <6.4 | <6.4 | <6.4 | <6.4 | <6.4 | <12.9 | <6.4 | <6.4 | <6.4 | <6.4 | <6.4 | <6.4 | <6.4 | <6.4 | <25.7 | <64.3 | <6.4 | <6.4 | <6.4 | <6.4 | <6.4 | <6.4 | <6.4 | <6.4 | <12.9 | <12.9 | <6.4 |
| 92498670 | RW-40@25-27.5 | RW-40 | 10/03/2020 | NA | NA | NA | NA | <116 | <5.8 | **55.1J** | <5.8 | <5.8 | <5.8 | <5.8 | <5.8 | <11.6 | <5.8 | <5.8 | <5.8 | <5.8 | <5.8 | <5.8 | <5.8 | <5.8 | **47.2** | <57.8 | <5.8 | <5.8 | <5.8 | <5.8 | <5.8 | <5.8 | <5.8 | <5.8 | <11.6 | <11.6 | <5.8 |
| 92509149 | PMW-11@ (46'-48') | MW-48 | 11/30/2020 | **113** | **284** | **321** | **397** | <130 | **32.2** | <130 | **465** | <6.5 | <6.5 | <6.5 | <6.5 | <13 | <6.5 | <6.5 | <6.5 | <6.5 | **705** | **157** | <6.5 | <26 | **167** | <6.5 | **1,680** | **662** | <6.5 | <6.5 | <6.5 | **798** | **5,990** | **1,720** | **3,930** | **2,560** | **1,380** |
| 92518156 | RW-51(45-47) | RW-51 | 01/18/2021 | **1,290** | **1,280** | **589** | **3,160** | <5,370 | **7,260** | <10,700 | **6,670** | **2,510** | <537 | <269 | <269 | <1340 | <269 | <537 | <269 | <269 | **513** | **57,700** | **6,650** | **1,440** | <2,690 | <2,690 | <107 | **18,500** | **25,400** | <1,340 | <269 | <269 | **136,000** | **133,000** | **43,000** | **310,000** | NA | NA |
| 92518156 | RW-52(30-32) | RW-52 | 01/18/2021 | **2,640** | **2,360** | **709** | **5,720** | <15,700 | **60,100** | <31,500 | **4,580** | <3,930 | <1570 | <787 | <787 | <3930 | <787 | <1,570 | <787 | <787 | **1,700** | **140,000** | **10,000** | <1,570 | <7,870 | <7,870 | <315 | **38,200** | **35,700** | <3,930 | <787 | <787 | **681,000** | **186,000** | **50,200** | **703,000** | NA | NA |
| 92520906 | HCW-24 | HCW-24 | 02/06/2021 | **7.11** | <5.64 | <5.64 | **7.11** | <56.6 | <1.13 | <113 | <14.1 | <14.1 | <5.66 | <2.83 | <2.83 | <14.1 | <2.83 | <5.66 | <2.83 | <2.83 | <1.13 | <2.83 | <2.83 | <5.66 | <28.3 | <28.3 | <1.13 | <14.1 | <5.66 | <14.1 | <2.83 | <2.83 | <5.66 | <5.66 | <5.66 | <7.36 | NA | NA |
| 92537163 | RW-63 40-42 | RW-63 | 05/05/2021 | **19,200** | **18,200** | **5,130** | **37,500** | <30,400 | **21,700** | <30,400 | **55,100** | <1,520 | <1520 | <1,520 | <1520 | <3040 | <1,520 | <1,520 | <1520 | <1,520 | **4,760** | **440,000** | **48,500** | **49,900** | <6,090 | **26,200** | <1,520 | **130,000** | **184,000** | <1,520 | <1,520 | <1,520 | **813,000** | **1,110,000** | **323,000** | **2,660,000** | **1,850,000** | **808,000** |
| 92537163 | RW-63 42-44 | RW-63 | 05/05/2021 | **26,400** | **20,000** | **5,630** | **46,300** | <34,900 | **50,500** | <34,900 | **61,300** | <1,750 | <1750 | <1,750 | <1750 | <3490 | <1,750 | <1,750 | <1750 | <1,750 | **10,900** | **578,000** | **61,700** | **57,500** | <6,980 | <17,500 | <1,750 | **174,000** | **222,000** | <1,750 | <1,750 | <1,750 | **1,230,000** | **1,370,000** | **395,000** | **3,450,000** | **2,400,000** | **1,050,000** |
| 92537482 | RW-64 10-12_20210506 | RW-64 | 05/06/2021 | **100** | **97.0** | **27.4** | **197** | <221 | **1,280** | <221 | <11.1 | <11.1 | <11.1 | <11.1 | <11.1 | <22.1 | <11.1 | <11.1 | <11.1 | <11.1 | **239** | **1230** | **72.0** | **56.4** | <44.2 | <111 | <11.1 | **169** | **246** | <11.1 | <11.1 | <11.1 | **8,030** | **1,630** | <11.1 | **7,460** | **5

# Table 2
## Summary of Delineation Soil Sampling Results

Colonial Pipeline Company
2020-L1-SR2448
Huntersville, North Carolina

| Lab Report | Sample ID | Well ID | Sample Date | MADEP VPH (mg/kg) | | | | Volatile Organic Compounds (EPA 8260D) (µg/kg) | | | | | | | | | | | | | | | | | | | | | | | | | | | | |
|---|---|---|---|---|---|---|---|---|---|---|---|---|---|---|---|---|---|---|---|---|---|---|---|---|---|---|---|---|---|---|---|---|---|---|
| | | | | Aliphatic (C05-C08) | Aliphatic (C09-C12) | Aromatic (C09-C10), Unadjusted | Total VPH | Acetone | Benzene | 2-Butanone (MEK) | n-Butylbenzene | sec-Butylbenzene | tert-Butylbenzene | Chlorobenzene | Chloroform | Chloromethane | 2-Chlorotoluene | 4-Chlorotoluene | 1,1-Dichloroethane | 1,2-Dichloroethane | Diisopropyl ether | Ethylbenzene | Isopropylbenzene (Cumene) | p-Isopropyltoluene | Methylene Chloride | 4-Methyl-2-pentanone (MIBK) | Methyl-tert-butyl ether | Naphthalene | n-Propylbenzene | Styrene | 1,1,1,2-Tetrachloroethane | Tetrachloroethene | Toluene | 1,2,4-Trimethylbenzene | 1,3,5-Trimethylbenzene | Xylene (Total) | m&p-Xylene | o-Xylene |
| **Soil-to-Water MSCCs** | | | | **68** | **540** | **31** | **NE** | **24,000** | **7.2** | **16,000** | **2,400** | **2,200** | **1,700** | **440** | **340** | **14** | **NE** | **280** | **30** | **1.9** | **320** | **8,000** | **1,300** | **120** | **23** | **420** | **85** | **200** | **1,400** | **900** | **4** | **5.0** | **5,400** | **6,600** | **6,600** | **6,000** | **NE** | **NE** |
| **Residential MSCCs** | | | | **625** | **1,560** | **469** | **NE** | **14,000,000** | **12,000** | **9,380,000** | **782,000** | **1,560,000** | **1,560,000** | **312,000** | **21,000** | **51,000** | **NE** | **312,000** | **116,000** | **7,290** | **NE** | **60,300** | **1,560,000** | **1,560,000** | **93,800** | **1,250,000** | **156,000** | **5,500** | **1,560,000** | **3,120,000** | **25,200** | **93,800** | **1,250,000** | **156,000** | **156,000** | **3,120,000** | **NE** | **NE** |
| **Industrial / Commercial MSCCs** | | | | **9,340** | **23,300** | **7,000** | **NE** | **210,000,000** | **59,400** | **140,000,000** | **11,600,000** | **23,300,000** | **23,300,000** | **4,670,000** | **105,000** | **251,000** | **NE** | **4,670,000** | **573,000** | **35,900** | **2,330,000** | **297,000** | **23,300,000** | **23,300,000** | **1,400,000** | **18,600,000** | **1,810,000** | **27,000** | **23,300,000** | **46,700,000** | **125,000** | **1,400,000** | **18,600,000** | **2,330,000** | **2,330,000** | **46,700,000** | **NE** | **NE** |
| 92541342 | RW-68 12-14_20210527 | RW-68 | 05/27/2021 | <3.8 | <3.8 | <3.8 | <3.8 | <124 | **348** | <124 | <6.2 | <6.2 | <6.2 | <6.2 | <6.2 | <12.4 | <6.2 | <6.2 | <6.2 | <6.2 | **63.9** | **309** | **21.0** | **13.6** | <24.7 | <61.8 | <6.2 | **74** | <6.2 | <6.2 | <6.2 | <6.2 | **1,960** | **427** | <6.2 | **1,850** | **1,200** | **647** |
| 92541342 | RW-68 16-18_20210527 | RW-68 | 05/27/2021 | **1,850** | **1,570** | **490** | **3,410** | <4,500 | **2,230** | <4,500 | **6,540** | <225 | <225 | <225 | <225 | <450 | <225 | <225 | <225 | <225 | <225 | **40,300** | **4,740** | **5,760** | <899 | <2,250 | <225 | **16,500** | <225 | **1,940** | <225 | <225 | **85,900** | **127,000** | **32,200** | **229,000** | **161,000** | **67,700** |
| 92541342 | RW-68 34-36_20210527 | RW-68 | 05/27/2021 | **7,020** | **4,110** | **1,130** | **11,100** | <11,100 | **20,700** | <11,100 | **13,000** | <555 | <555 | <555 | <555 | <1110 | <555 | <555 | <555 | <555 | **2,370** | **143,000** | **13,000** | **11,700** | <2,220 | <5,550 | **603** | **30,100** | <555 | <555 | <555 | <555 | **388,000** | **294,000** | **74,000** | **808,000** | **575,000** | **234,000** |
| 92541342 | RW-68 42-44_20210527 | RW-68 | 05/27/2021 | **3,600** | **1,480** | **407** | **5,080** | <4,500 | **16,900** | <4,500 | **3,170** | <225 | <225 | <225 | <225 | <450 | <225 | <225 | <225 | <225 | **1,480** | **40,300** | **3,290** | **3,080** | <900 | <2,250 | **484** | **8,510** | <225 | <225 | <225 | <225 | **150,000** | **76,100** | **18,700** | **225,000** | **160,000** | **64,400** |
| 92541460 | RW-69 16-18_20210528 | RW-69 | 05/28/2021 | **6,540** | **2,790** | **847** | **9,330** | <8,950 | **30,100** | <8,950 | **10,800** | <447 | <447 | <447 | <447 | <895 | <447 | <447 | <447 | <447 | <447 | **113,000** | **10,100** | **9,000** | <1,790 | <4,470 | <447 | **23,600** | <447 | <447 | <447 | <447 | **432,000** | **241,000** | **62,400** | **600,000** | **433,000** | **167,000** |
| 92541460 | RW-69 28-30_20210528 | RW-69 | 05/28/2021 | **6,110** | **4,460** | **1,240** | **10,600** | <8,580 | **14,000** | <8,580 | **11,800** | <429 | <429 | <429 | <429 | <858 | <429 | <429 | <429 | <429 | **1,260** | **120,000** | **11,600** | **11,100** | <1,720 | <4,290 | <429 | **29,600** | <429 | <429 | <429 | <429 | **292,000** | **259,000** | **63,400** | **697,000** | **490,000** | **207,000** |
| 92541460 | RW-69 34-35_20210528 | RW-69 | 05/28/2021 | **24,200** | **27,400** | **8,030** | **51,600** | <30,200 | **28,800** | <30,200 | **35,800** | <1,510 | <1,510 | <1,510 | <1510 | <3020 | <,1510 | <1,510 | <1,510 | <1,510 | **1,980** | **331,000** | **34,200** | **34,100** | <6,040 | <15,100 | <1,510 | **92,500** | <1,510 | <1,510 | <1,510 | <1,510 | **762,000** | **823,000** | **203,000** | **1,920,000** | **1,350,000** | **567,000** |
| 92554243 | RW-70 46-48_20210806 | RW-70 | 08/06/2021 | **15,200** | **4,120** | **1,770** | **21,100** | <40,500 | **130,000** | <40,500 | <2,030 | <2,030 | <2,030 | <2,030 | <2,030 | <2,030 | <2,030 | <2,030 | <2,030 | <2,030 | **7,130** | **297,000** | <2,030 | <2,030 | <8,110 | <20,300 | <2,030 | **87,300** | <2,030 | **13,200** | <2,030 | <2,030 | **1,270,000** | **557,000** | **151,000** | **1,480,000** | **1,030,000** | **442,000** |
| 92551500 | RW-71_20210721 | RW-71 | 07/21/2021 | <4.9 | <4.9 | <4.9 | <4.9 | <124 | **11.2** | <124 | <6.2 | <6.2 | <6.2 | <6.2 | <6.2 | <12.4 | <6.2 | <6.2 | <6.2 | <6.2 | <6.2 | **28.6** | **3.6J** | <6.2 | <24.7 | <61.9 | <6.2 | **4.6J** | <6.2 | <6.2 | <6.2 | <6.2 | **79.0** | **56.0** | **19.1** | **152** | **113** | **38.7** |
| 92551500 | RW-72 (54-56)_20210721 | RW-72 | 07/21/2021 | <5.3 | <5.3 | <5.3 | <5.3 | <111 | <5.6 | <111 | <5.6 | <5.6 | <5.6 | <5.6 | <5.6 | <11.1 | <5.6 | <5.6 | <5.6 | <5.6 | <5.6 | <5.6 | <5.6 | <5.6 | <22.2 | <55.6 | <5.6 | <5.6 | <5.6 | <5.6 | <5.6 | <5.6 | **3.9J** | <5.6 | <5.6 | <11.1 | <11.1 | <5.6 |
| 92551964 | RW-73 (54-56)_20210727 | RW-73 | 07/27/2021 | <2.9 | <2.9 | <2.9 | <2.9 | <111 | <5.5 | <111 | <5.5 | <5.5 | <5.5 | <5.5 | <5.5 | <11.1 | <5.5 | <5.5 | <5.5 | <5.5 | <5.5 | <5.5 | <5.5 | <5.5 | <22.2 | <55.5 | <5.5 | <5.5 | <5.5 | <5.5 | <5.5 | <5.5 | **3J** | <5.5 | <5.5 | <11.1 | <11.1 | <5.5 |
| 92553562 | RW-74 70-72_20210802 | RW-74 | 08/02/2021 | **207** | **42.1** | **14.7** | **264** | <124 | **155** | <124 | **60.1** | <6.2 | <6.2 | <6.2 | <6.2 | <12.4 | <6.2 | <6.2 | <6.2 | <6.2 | **52.6** | **548** | **51.4** | **49.1** | <24.9 | <62.2 | <6.2 | **97.5** | **187** | **21.2** | <6.2 | <6.2 | **1,330** | **1,010** | **283** | **2,770** | **2,020** | **746** |
| 92553562 | RW-75 50-52_20210803 | RW-75 | 08/03/2021 | <3.6 | <3.6 | <3.6 | <3.6 | <137 | <6.8 | <137 | <6.8 | <6.8 | <6.8 | <6.8 | <6.8 | <13.7 | <6.8 | <6.8 | <6.8 | <6.8 | <6.8 | <6.8 | <6.8 | <6.8 | <27.4 | <68.4 | <6.8 | <6.8 | <6.8 | <6.8 | <6.8 | <6.8 | **4.7J** | <6.8 | <6.8 | <13.7 | <13.7 | <6.8 |
| 92553633 | RW-76_20210804 | RW-76 | 08/04/2021 | <4.6 | <4.6 | <4.6 | <4.6 | <169 | <8.4 | <169 | <8.4 | <8.4 | <8.4 | <8.4 | <8.4 | <16.9 | <8.4 | <8.4 | <8.4 | <8.4 | <8.4 | <8.4 | <8.4 | <8.4 | <33.7 | <84.3 | <8.4 | <8.4 | <8.4 | <8.4 | <8.4 | <8.4 | **6.1J** | <8.4 | <8.4 | <16.9 | <16.9 | <8.4 |
| 92555328 | RW-77 (38-40)_20210811 | RW-77 | 08/11/2021 | **31.9** | **18.3** | <3.2 | **51.3** | <122 | **106** | <122 | <6.1 | <6.1 | <6.1 | <6.1 | <6.1 | <12.2 | <6.1 | <6.1 | <6.1 | <6.1 | **47.0** | **81.1** | <6.1 | **17.8** | <24.3 | <60.8 | <6.1 | **132** | <6.1 | <6.1 | <6.1 | <6.1 | **364** | **238** | <6.1 | **440** | **265** | **175** |
| 92555328 | RW-77 (54-46)_20210811 | RW-77 | 08/11/2021 | **7.8** | **5.2** | <3 | **13.1** | <108 | **46.1** | <108 | <5.4 | <5.4 | <5.4 | <5.4 | <5.4 | <10.8 | <5.4 | <5.4 | <5.4 | <5.4 | **40.3** | **7.9** | <5.4 | <5.4 | <21.6 | <53.9 | <5.4 | <5.4 | <5.4 | <5.4 | <5.4 | <5.4 | **81.9** | **21.5** | **6.8** | **49.8** | **33.1** | **16.7** |
| 92555491 | RW-78 (14'-16')_20210813 | RW-78 | 08/13/2021 | <3.7 | <3.7 | <3.7 | <3.7 | <152 | <7.6 | <152 | <7.6 | <7.6 | <7.6 | <7.6 | **6.1J** | <15.2 | <7.6 | <7.6 | <7.6 | <7.6 | <7.6 | <7.6 | <7.6 | <7.6 | <30.4 | <76 | <7.6 | **12.5** | <7.6 | <7.6 | <7.6 | <7.6 | **8.6** | **29.8** | **10.0** | **31.7** | **21.0** | **10.8** |
| 92555491 | RW-78 (38-40')_20210813 | RW-78 | 08/13/2021 | <3.1 | <3.1 | <3.1 | <3.1 | <129 | <6.4 | <129 | <6.4 | <6.4 | <6.4 | <6.4 | **4.5J** | <12.9 | <6.4 | <6.4 | <6.4 | <6.4 | <6.4 | <6.4 | <6.4 | <6.4 | <25.8 | <64.4 | <6.4 | <6.4 | <6.4 | <6.4 | <6.4 | <6.4 | <6.4 | <6.4 | <6.4 | <12.9 | <12.9 | <6.4 |
| 92555491 | RW-78 (54-56')_20210813 | RW-78 | 08/13/2021 | <3.0 | <3.0 | <3.0 | <3.0 | <113 | **12.2** | <113 | <5.6 | <5.6 | <5.6 | <5.6 | **4.1J** | <11.3 | <5.6 | <5.6 | <5.6 | <5.6 | **3.2J** | <5.6 | <5.6 | <5.6 | <22.6 | <56.4 | <5.6 | <5.6 | <5.6 | <5.6 | <5.6 | <5.6 | **28.0** | <5.6 | <5.6 | **8.3J** | **8.3J** | <5.6 |
| 92556482 | MW-89D (10-12') | MW-89D | 08/18/2021 | <3.2 | <3.2 | <3.2 | **3.2** | **64.5J** | **7.2** | <125 | <6.3 | <6.3 | <6.3 | <6.3 | <6.3 | <12.5 | <6.3 | <6.3 | <6.3 | <6.3 | **3.7J** | **9.7** | <6.3 | <6.3 | **56.8** | <62.6 | <6.3 | **5.7J** | <6.3 | <6.3 | <6.3 | <6.3 | **64.1** | <6.3 | <6.3 | **31.7** | **31.7** | <6.3 |
| 92556482 | MW-89D (22-24') | MW-89D | 08/18/2021 | <3.1 | <3.1 | <3.1 | <3.1 | <124 | **6.4** | <124 | <6.2 | <6.2 | <6.2 | <6.2 | <6.2 | <12.4 | <6.2 | <6.2 | <6.2 | <6.2 | **3.8J** | <6.2 | <6.2 | <6.2 | <24.9 | <62.2 | <6.2 | <6.2 | <6.2 | <6.2 | <6.2 | <6.2 | **24.0** | **9.4** | <6.2 | **26.5** | **18.4** | **8.0** |
| 92556482 | MW-89D (32-34')* | MW-89D | 08/18/2021 | **3.8** | <3 | <3 | **6.3** | <123 | **51.9** | <123 | **79.9** | <6.2 | <6.2 | <6.2 | <6.2 | <12.3 | <6.2 | <6.2 | <6.2 | <6.2 | **6.6** | **468** | <6.2 | **59.6** | <24.6 | <61.6 | <6.2 | **129** | **195** | <6.2 | <6.2 | <6.2 | **973** | **1,200** | **336** | **2,360** | **1,710** | **644** |
| 92558402 | RW-80 (28-30') | RW-80 | 08/26/2021 | **3,260** | **1,370** | **496** | **5,120** | <3,480 | **4,640** | <3,480 | **4,960** | <174 | <174 | **172J** | <174 | <348 | <174 | <174 | <174 | <174 | **310** | **42,400** | **4,380** | **3,660** | <696 | **5,810** | <174 | **11,100** | **17,000** | <174 | <174 | <174 | **118,000** | **94,200** | **26,900** | **235,000** | **169,000** | **66,300** |
| 92558402 | RW-80 (36-38')* | RW-80 | 08/26/2021 | **2,510** | **949** | **354** | **3,810** | <3,360 | **7,880** | <3,360 | **3,590** | <168 | <168 | **110J** | <168 | <336 | <168 | <168 | <168 | <168 | **499** | **36,100** | **3,650** | **3,160** | <671 | **4,490** | <168 | **10,100** | **14,000** | <168 | <168 | <168 | **121,000** | **79,200** | **22,200** | **201,000** | **143,000** | **57,700** |
| 92558405 | RW-81(28-30')* | RW-81 | 08/27/2021 | **2,650** | **1,580** | **642** | **4,870** | <4,100 | **2,840** | <4,100 | **5,920** | <205 | <205 | **142J** | <205 | <410 | <205 | <205 | <205 | <205 | **256** | **33,400** | **4,160** | **3,920** | <819 | **5,510** | <205 | **13,300** | **16,500** | <205 | <205 | <205 | **77,700** | **99,500** | **27,800** | **193,000** | **136,000** | **57,300** |
| 92558405 | RW-81(34-36')* | RW-81 | 08/27/2021 | **3,590** | **1,160** | **447** | **5,200** | <3,620 | **8,280** | <3,620 | **4,810** | <181 | <181 | **141J** | <181 | <362 | <181 | <181 | <181 | <181 | **621** | **35,000** | **3,730** | **3,450** | <724 | **5,190** | <181 | **10,700** | **14,500** | <181 | <181 | <181 | **113,000** | **84,500** | **23,600** | **196,000** | **139,000** | **56,800** |
| 92558727 | RW-82 (32-34')* | RW-82 | 08/30/2021 | **988** | **687** | **279** | **1,950** | <1,650 | **631** | <1,650 | **3,920** | <82.6 | <82.6 | **98.7** | <82.6 | <165 | <82.6 | <82.6 | <82.6 | <82.6 | **44.3** | **5.1J** | <6.6 | <6.6 | <26.5 | <66.3 | **34.9** | <6.6 | <6.6 | <6.6 | <6.6 | <6.6 | **33.3** | **4.5J** | <6.6 | **19.8** | **12.1J** | **7.6** |
| 92558727 | RW-82 (42-44')* | RW-82 | 08/31/2021 | <3.6 | <3.6 | <3.6 | <3.6 | **148** | **29.2** | **87.1J** | <6.6 | <6.6 | <6.6 | <6.6 | <6.6 | <13.3 | <6.6 | <6.6 | <6.6 | <6.6 | **44.3** | **5.1J** | <6.6 | <6.6 | <26.5 | <66.3 | **34.9** | <6.6 | <6.6 | <6.6 | <6.6 | <6.6 | **33.3** | **4.5J** | <6.6 | **19.8** | **12.1J** | **7.6** |
| 92559635 | MW-26R (46-48')* | MW-26R | 09/03/2021 | **182** | **82.1** | **33.4** | **298** | <291 | **580** | <291 | **322** | <14.6 | <14.6 | **7.8J** | <14.6 | <29.1 | <14.6 | <14.6 | <14.6 | <14.6 | **120** | **2,500** | **253** | **241** | <58.2 | **268** | <14.6 | **681** | **939** | <14.6 | <14.6 | <14.6 | **7,220** | **5,260** | **1,480** | **14,300** | **10,300** | **3,980** |
| 92559635 | MW-26R (52-54')* | MW-26R | 09/03/2021 | **9.3** | **8.3** | <3.3 | **18.7** | <1,550 | **2,630** | <1550 | **4,560** | <77.4 | <77.4 | **113** | <77.4 | <155 | <77.4 | <77.4 | <77.4 | <77.4 | **219** | **31,000** | **3,430** | **3,610** | <309 | **3,860** | <77.4 | **8,870** | **13,200** | <77.4 | <77.4 | <77.4 | **71,400** | **75,600** | **21,100** | **180,000** | **128,000** | **52,700** |
| 92560935 | MW-22R (34-36)* | MW-22R | 09/10/2021 | **763** | **526** | **198** | **1,490** | <1,420 | **1,340** | <1420 | **3,680** | <70.9 | <70.9 | **81.7** | <70.9 | <142 | <70.9 | <70.9 | <70.9 | <70.9 | **65.6J** | **22,500** | <70.9 | **2,820** | <284 | **2,420** | <70.9 | **7,870** | **10,500** | <70.9 | <70.9 | <70.9 | **46,300** | **60,700** | **18,100** | **136,000** | **94,700** | **41,100** |
| 92560989 | MW-22R (40-42)* | MW-22R | 09/13/2021 | <3 | <3 | <3 | <3 | <125 | **36.2** | <125 | <6.3 | <6.3 | <6.3 | <6.3 | <6.3 | <12.5 | <6.3 | <6.3 | <6.3 | <6.3 | **20.6** | **15.6** | <6.3 | <6.3 | **19.1J** | <62.6 | **4.4J** | **3.7J** | <6.3 | <6.3 | <6.3 | <6.3 | **101** | **10.1** | <6.3 | **73.8** | **52.1** | **21.8** |
| 92561548 | RW-83 (24-26) | RW-83 | 09/14/2021 | **1,400** | **1,110** | **341** | **2,500** | <6,370 | **3,890** | <6370 | **6,890** | <318 | **19,900** | **187J** | <318 | <637 | <318 | <318 | <318 | <318 | **278J** | **62,800** | **6,740** | **6,310** | <1270 | **5,070** | <318 | **16,400** | **23,800** | <318 | <318 | <318 | **133,000** | **131,000** | **38,200** | **374,000** | **262,000** | **112,000** |
| 92562698 | MW-4D (30-32)* | MW-4D | 09/17/2021 | <7,010 | <7,010 | <7,010 | <7,010 | <70.1 | <1.4 | <140 | <17.5 | <17.5 | <7.01 | <3.5 | <3.5 | <17.5 | <3.5 | <7.01 | <3.5 | <3.5 | <1.4 | <3.5 | <3.5 | <7.01 | <35 | <35 | <1.4 | <17.5 | **1.89J** | **1.6J** | <3.5 | <3.5 | **4.18J** | **4.95J** | <7.01 | **8.06J** | **5.87** | **2.19J** |
| 92562698 | MW-4D (65-67)* | MW-4D | 09/20/2021 | **3,000J** | <6,200 | <6,200 | **3,000J** | <62 | <1.24 | <124 | <15.6 | <15.6 | <6.20 | <3.1 | <3.1 | <15.6 | <3.1 | <6.20 | <3.1 | <3.1 | <1.24 | <3.1 | <3.1 | <6.20 | **8.52J** | <31 | **1.61** | <15.6 | <6.20 | <15.6 | <3.1 | <3.1 | <6.20 | <6.20 | <6.20 | <8.06 | <4.96 | <3.1 |
| 92563637 | MW-96 (16-18')* | MW-96 | 09/27/2021 | **3,640J** | <7,530 | <7,530 | **3,640J** | <75.1 | <1.5 | <150 | <18.8 | <18.8 | <7.51 | <3.75 | <3.75 | <18.8 | <3.75 | <7.51 | <3.75 | <3.75 | <1.5 | <3.75 | <3.75 | <7.51 | <37.5 | <37.5 | <1.5 | <18.8 | <7.51 | <18.8 | <3.75 | <3.75 | <7.51 | <7.51 | <7.51 | 3.75 | 6 | 9.76 |
| 92563977 | MW-96 (56-58)_20210928 | MW-96 | 09/28/2021 | **3,330J** | **2,280J** | <6,680 | **5,610J** | <64.5 | <1.29 | <129 | <16.1 | <16.1 | <6.45 | <3.23 | <3.23 | <16.1 | <3.23 | <6.45 | <3.23 | <3.23 | <1.29 | <3.23 | <3.23 | <6.45 | <32.3 | <32.3 | <1.29 | <16.1 | <6.45 | <16.1 | <3.23 | <3.23 | <6.45 | <6.45 | <6.45 | <8.38 | <5.16 | <3.23 |
| 92565181 | MW-97 (20-22)_20211005 | MW-97 | 10/05/2021 | <4.3 | <4.3 | <4.3 | <4.3 | <82.3 | <1.65 | <165 | <20.6 | <20.6 | <8.23 | <4.12 | <4.12 | <20.6 | <4.12 | <8.23 | <4.12 | <4.12 | <1.65 | <4.12 | <4.12 | <8.23 | <41.2 | <41.2 | <1.65 | <20.6 | <8.23 | <20.6 | <4.12 | <4.12 | **4.25J** | <8.23 | <8.23 | <10.7 | <6.58 | <4.12 |
| 92565181 | MW-97 (60-62)_20211005 | MW-97 | 10/05/2021 | <3.2 | <3.2 | <3.2 | <3.2 | <65.2 | <1.3 | <130 | <16.3 | <16.3 | <6.52 | <3.27 | <3.27 | <16.3 | <3.27 | <6.52 | <3.27 | <3.27 | <1.3 | <3.27 | <3.27 | <6.52 | <32.7 | <32.7 | <1.3 | <16.3 | <6.52 | <16.3 | <3.27 | <3.27 | <6.52 | <6.52 | <6.52 | <8.49 | <5.22 | <3.27 |
| 92566390 | RW-84 (9-11)_20211012 | RW-84 | 10/12/2021 | **49.4** | **31.8** | **8.5** | **89.7** | <74.3 | **2,320** | <149 | **84.8** | **43.1** | <7.43 | <3.71 | <3.71 | <18.6 | <3.71 | <7.43 | <3.71 | <3.71 | **817** | **2,410** | **156** | **25** | <37.1 | <37.1 | **165** | **236** | **576** | <18.6 | <3.71 | <3.71 | **13,700** | **3,050** | **820** | **13,800** | **9,400** | **4,370** |
| 92566390 | RW-84 (14-16)_20211012 | RW-84 | 10/12/2021 | **577** | **358** | **121** | **1,060** | <543 | **3,690** | <1,090 | **1,600** | **575** | <54.3 | <27.1 | <27.1 | <136 | <27.1 | <54.3 | <27.1 | <27.1 | **687** | **17,400** | **1,520** | **394** | <271 | <271 | **117** | **5,040** | **5,320** | <136 | <27.1 | <27.1 | **33,300** | **20,500** | **7,980** | **57,500** | **40,400** | **17,100** |
| 92566390 | RW-84 (48-50)_20211012 | RW-84 | 10/12/2021 | **1,160** | **858** | **396** | **2,410** | <2,370 | **5,050** | <4,730 | **5,290** | **1,810** | <237 | <118 | <118 | <592 | <118 | <237 | <118 | <118 | **602** | **38,500** | **4,280** | **1,070** | <1,180 | <1,180 | **151** | **14,000** | **17,200** | <592 | <118 | <118 | **78,300** | **110,000** | **27,200** | **209,000** | **146,000** | **64,400** |
| 92566639 | RW-85 (15-17)_20211013 | RW-85 | 10/13/2021 | **4,290** | **3,030** | **1,220** | **8,550** | <77.2 | **18.7** | <154 | **607** | **208** | <7.72 | <3.86 | <3.86 | <19.3 | <3.86 | <7.72 | <3.86 | <3.86 | <1.54 | **2,790** | **483** | **126** | <38.6 | <38.6 | <1.54 | **1,450** | **1,870** | <19.3 | <3.86 | <3.86 | **2,840** | **6,790** | **2,950** | **14,200** | **9,660** | **4,540** |
| 92566639 | RW-85 (40-42)_20211013* | RW-85 | 10/13/2021 | **5,380** | **3,730** | **1,650** | **10,800** | <1,470 | **14,100** | <2,940 | **23,400** | **8,780** | 83.9J | <73.6 | <73.6 | <368 | <73.6 | <147 | <73.6 | <73.6 | **1,200** | **136,000** | **19,400** | **4,770** | <736 | <736 | **285** | **60,800** | **69,300** | <368 | <73.6 | <73.6 | **309,000** | **409,000** | **103,000** | **815,000** | **591,000** | **224,000** |
| 92567147 | RW-86 (16-18)_20211014 | RW-86 | 10/14/2021 | **4,870** | **2,900** | **1,070** | **8,840** | <16,200 | **21,000** | <16,200 | **19,100** | <811 | <811 | <811 | <811 | <1620 | <811 | <811 | <811 | <811 | **1,580** | **169,000** | **16,400** | **15,800** | <3,240 | **9,170** | <811 | **37,300** | **60,000** | <811 | <811 | <811 | **445,000** | **342,000** | **88,800** | **982,000** | **699,000** | **284,000** |
| 92567147 | RW-86 (34-36)_20211014 | RW-86 | 10/14/2021 | **13.7** | **5.6** | <3.5 | **19.3** | <144 | 624 | <144 | <7.2 | <7.2 | <7.2 | <7.2 | <7.2 | <14.4 | <7.2 | <7.2 | <7.2 | <7.2 | **128** | **439** | **16.9** | **6.8J** | <28.8 | <72 | <7.2 | **7.3** | **40.6** | <7.2 | <7.2 | <7.2 | **3,560** | **182** | **53.5** | **2,360** | **1,640** | **716** |
| 92567264 | RW-87 (12-14)_20211015 | RW-87 | 10/15/2021 | **1,240** | **888** | **426** | **2,560** | <5,070 | **14,300** | <5,070 | **6,630** | <254 | <254 | <254 | <254 | <507 | <254 | <254 | <254 | <254 | **871** | **57,300** | **6,080** | **6,260** | <1,010 | **3,780** | <254 | **15,300** | **22,400** | <254 | <254 | <254 | **185,000** | **130,000** | **38,700** | **329,000** | **233,000** | **95,600** |
| 92567264 | RW-87 (34-36)_20211015 | RW-87 | 10/15/2021 | **13,600** | **6,080** | **2,410** | **22,100** | <39,000 | **119,000** | <39,000 | **34,800** | <1,950 | <1,950 | <1,950 | <1,950 | <3,900 | <1,950 | <1,950 | <1,950 | <1,950 | **7,880** | **438,000** | **38,600** | **31,400** | <7,800 | <19,500 | <1,950 | **82,400** | **138,000** | <1,950 | <1,950 | <1,950 | **1,460,000** | **765,000** | **228,000** | **2,430,000** | **1,740,000** | **686,000** |
| 92567407 | RW-88 (12-14)_20211018 | RW-88 | 10/18/2021 | **877** | **645** | **243** | **1,770** | **2,460J** | **6,510** | <3,060 | **2,530** | <153 | <153 | <153 | <153 | <306 | <153 | <153 | <153 | <153 | **364** | **20,900** | **2,280** | **2,280** | <612 | **1,630** | <153 | **6,270** | **8,220** | <153 | <153 | <153 | **66,700** | **48,700** | **14,600** | **119,000** | **84,700** | **34,400** |
| 92567407 | RW-88 (34-36)_20211018 | RW-88 | 10/18/2021 | **9,450** | **4,850** | **1,900** | **16,200** | <103,000 | **332,000** | <103,000 | **49,100** | <5,160 | <5,160 | <5,160 | <5,160 | <10,300 | <5,160 | <5,160 | <5,160 | <5,160 | **19,800** | **793,000** | **63,800** | **48,600** | <20,600 | <51,600 | <5,160 | **135,000** | **228,000** | <5,160 | <5,160 | <5,160 | **3,210,000** | **1,250,000** | **408,000** | **4,370,000** | **3,150,000** | **1,210,000** |
| 92567704 | RW-89 (22-24)_20211019 | RW-89 | 10/19/2021 | **5,790** | **2,620** | **1,050** | **9,460** | <36,400 | **56,800** | <36,400 | **21,900** | <1,820 | <1,820 | <1,820 | <1,820 | <3,640 | <1,820 | <1,820 | <1,820 | <1,820 | **3,050** | **227,000** | **21,100** | **18,700** | <7,280 | **14,000J** | <1,820 | **44,200** | **80,700** | <1,820 | <1,820 | <1,820 | **855,000** | **447,000** | **131,000** | **1,220,000** | **887,000** | **333,000** |
| 92567704 | RW-89 (32-34)_20211019 | RW-89 | 10/19/2021 | **1,820** | **1,670** | **670** | **4,160** | <5,750 | **13,300** | <5,750 | **13,100** | <288 | <288 | **321** | <288 | <575 | <288 | <288 | <288 | <288 | **879** | **112,000** | **12,400** | **12,300** | <1,150 | **9,370** | **214J** | **30,800** | **45,900** | <288 | <288 | <288 | **266,000** | **261,000** | **77,900** | **640,000** | **449,000** | **191,000** |
| 92568134 | RW-90 (16-18)_20211020 | RW-90 | 10/20/2021 | **96.4** | **27.2** | **8.4** | **132** | <301 | **555** | <301 | **335** | <15 | <15 | **7.8J** | <15 | <30.1 | <15 | <15 | <15 | <15 | **84** | **3,110** | **298** | **265** | <60.2 | **240** | <15 | **664** | **1,050** | <15 | <15 | <15 | **9,440** | **5,710** | **1,610** | **17,200** | **12,400** | **4,830** |
| 92568134 | RW-90 (52-54)_20211020 | RW-90 | 10/20/2021 | **46.3** | **40.9** | **16.4** | **104** | <298 | **1,060** | <298 | **353** | <14.9 | <14.9 | <14.9 | <14.9 | <29.8 | <14.9 | <14.9 | <14.9 | <14.9 | **562** | **2,740** | **274** | **314** | **81** | <149 | **97** | **992** | **967** | <14.9 | <14.9 | <14.9 | **10,200** | **6,480** | **1,750** | **16,900** | **11,200** | **5,690** |
| 92568516 | RW-91 (18-20)_20211022 | RW-91 | 10/22/2021 | **19.3** | **7.0** | <3.6 | **28.0** | <140 | **1,000** | <140 | **30.7** | <7 | <7 | <7 | <7 | <14 | <7 | <7 | <7 | <7 | **256** | **558** | **37** | **27** | <28 | <70 | **18** | **104** | **128** | <7 | <7 | <7 | **4,090** | **801** | **232** | **3,210** | **2,160** | **1,050** |
| 92568516 | RW-91 (42-44)_20211022* | RW-91 | 10/22/2021 | **624** | **514** | **354** | **1,490** | <1,480 | **826** | <1,480 | <73.9 | <73.9 | <73.9 | <73.9 | <73.9 | <148 | <73.9 | <73.9 | <73.9 | <73.9 | **186** | **12,100** | <73.9 | <73.9 | <295 | <739 | <73.9 | **7,640** | **7,760** | <73.9 | <73.9 | <73.9 | **20,400** | **50,000** | **15,100** | **72,500** | **50,000** | **22,500** |
| 92569063 | RW-92 (16-18)_20211026 | RW-92 | 10/26/2021 | **937** | **521** | **443** | **1,900** | **13,600** | **271** | <3,720 | **6,830** | <186 | <186 | 149J | <186 | <372 | <186 | <186 | <186 | <186 | **248** | **19,900** | **4,140** | **6,260** | <745 | **3,390** | <186 | **21,600** | **15,100** | <186 | <186 | <186 | **14,300** | **106,000** | **30,400** | **137,000** | **89,400** | **47,800** |
| 92569063 | RW-92 (62-64)_20211026* | RW-92 | 10/26/2021 | <3.2 | <3.2 | <3.2 | <3.2 | <146 | **4.4J** | <146 | **7.7** | <7.3 | <7.3 | <7.3 | <7.3 | <14.6 | <7.3 | <7.3 | <7.3 | <7.3 | <7.3 | **25** | **4J** | **6.9J** | <29.1 | <72.8 | <7.3 | **5.7J** | **17** | <7.3 | <7.3 | <7.3 | **42** | **79** | **26** | **131** | **98** | **34** |
| 92568326 | PRW-A_20211021 | NA | 10/21/2021 | **1,650** | **1,390** | **674** | **3,720** | <1,450 | **1,970** | <1,450 | **3,770** | <72.6 | <72.6 | 97.5 | <72.6 | <145 | <72.6 | <72.6 | <72.6 | <72.6 | **120** | **23,000** | **2,720** | **3,200** | <290 | **2,260** | <72.6 | **9,300** | **11,400** | <72.6 | <72.6 | <72.6 | **50,100** | **67,800** | **20,900** | **133,000** | **94,000** | **39,100** |
| 92573101 | RW-93 (22-24)_20211116 | RW-93 | 11/16/2021 | <3.7 | <3.7 | <3.7 | **4.2** | <141 | **90.4** | <141 | <7.1 | <7.1 | <7.1 | <7.1 | <7.1 | <14.1 | <7.1 | <7.1 | <7.1 | <7.1 | **30.8** | **64.7** | <7.1 | <7.1 | <28.3 | <70.7 | <7.1 | **10.5** | <7.1 | <7.1 | <7.1 | <7.1 | **637** | **32.4** | <7.1 | **316** | **240** | **76.7** |
| 92573101 | RW-93 (36-38)_20211116* | RW-93 | 11/16/2021 | **136** | **74.6** | **28.4** | **239** | <156 | **551** | <156 | <7.8 | <7.8 | <7.8 | <7.8 | <7.8 | <15.6 | <7.8 | <7.8 | <7.8 | <7.8 | **89.2** | **1,060** | **113** | <7.8 | <31.3 | <78.2 | <7.8 | **575** | **405** | <7.8 | <7.8 | <7.8 | **4,100** | **2,750** | **758** | **6,110** | **4,250** | **1,860** |
| 92573101 | RW-93 (58-60)_20211117* | RW-93 | 11/17/2021 | <2.9 | <2.9 | <2.9 | <2.9 | <125 | <6.2 | <125 | <6.2 | <6.2 | <6.2 | <6.2 | <6.2 | <12.5 | <6.2 | <6.2 | <6.2 | <6.2 | <6.2 | **6.5** | <6.2 | <6.2 | <24.9 | <62.3 | <6.2 | <6.2 | <6.2 | <6.2 | <6.2 | <6.2 | **15.2** | **12.5** | **3.7J** | **26.4** | **20.2** | **6.2J** |
| 92573619 | RW-94(26-28)_20211118 | RW-94 | 11/18/2021 | **1,650** | **1,860** | **911** | **4,410** | <6,540 | **1,380** | <6,540 | **12,200** | <327 | <327 | **327** | <327 | <654 | <327 | <327 | <327 | <327 | **192J** | **90,200** | **10,500** | **9,830** | <1,310 | <3,270 | <327 | **27,900** | **36,000** | <327 | <327 | <327 | **108,000** | **208,000** | <327 | **556,000** | **390,000** | **165,000** |
| 92573619 | RW-94(66-66.5)_20211118* | RW-94 | 11/18/

# Table 2
## Summary of Delineation Soil Sampling Results

Colonial Pipeline Company
2020-L1-SR2448
Huntersville, North Carolina

| Lab Report | Sample ID | Well ID | Sample Date | MADEP VPH (mg/kg) | | | | Volatile Organic Compounds (EPA 8260D) (µg/kg) | | | | | | | | | | | | | | | | | | | | | | | | | | | | | |
|---|---|---|---|---|---|---|---|---|---|---|---|---|---|---|---|---|---|---|---|---|---|---|---|---|---|---|---|---|---|---|---|---|---|---|---|---|---|
| | | | | Aliphatic (C05-C08) | Aliphatic (C09-C12) | Aromatic (C09-C10), Unadjusted | Total VPH | Acetone | Benzene | 2-Butanone (MEK) | n-Butylbenzene | sec-Butylbenzene | tert-Butylbenzene | Chlorobenzene | Chloroform | Chloromethane | 2-Chlorotoluene | 4-Chlorotoluene | 1,1-Dichloroethane | 1,2-Dichloroethane | Diisopropyl ether | Ethylbenzene | Isopropylbenzene (Cumene) | p-Isopropyltoluene | Methylene Chloride | 4-Methyl-2-pentanone (MIBK) | Methyl-tert-butyl ether | Naphthalene | n-Propylbenzene | Styrene | 1,1,1,2-Tetrachloroethane | Tetrachloroethene | Toluene | 1,2,4-Trimethylbenzene | 1,3,5-Trimethylbenzene | Xylene (Total) | m&p-Xylene | o-Xylene |
| **Soil-to-Water MSCCs** | | | | **68** | **540** | **31** | **NE** | **24,000** | **7.2** | **16,000** | **2,400** | **2,200** | **1,700** | **440** | **340** | **14** | **NE** | **280** | **30** | **1.9** | **320** | **8,000** | **1,300** | **120** | **23** | **420** | **85** | **200** | **1,400** | **900** | **4** | **5.0** | **5,400** | **6,600** | **6,600** | **6,000** | **NE** | **NE** |
| **Residential MSCCs** | | | | **625** | **1,560** | **469** | **NE** | **14,000,000** | **12,000** | **9,380,000** | **782,000** | **1,560,000** | **1,560,000** | **312,000** | **21,000** | **51,000** | **NE** | **312,000** | **116,000** | **7,290** | **NE** | **60,300** | **1,560,000** | **1,560,000** | **93,800** | **1,250,000** | **156,000** | **5,500** | **1,560,000** | **3,120,000** | **25,200** | **93,800** | **1,250,000** | **156,000** | **156,000** | **3,120,000** | **NE** | **NE** |
| **Industrial / Commercial MSCCs** | | | | **9,340** | **23,300** | **7,000** | **NE** | **210,000,000** | **59,400** | **140,000,000** | **11,600,000** | **23,300,000** | **23,300,000** | **4,670,000** | **105,000** | **251,000** | **NE** | **4,670,000** | **573,000** | **35,900** | **2,330,000** | **297,000** | **23,300,000** | **23,300,000** | **1,400,000** | **18,600,000** | **1,810,000** | **27,000** | **23,300,000** | **46,700,000** | **125,000** | **1,400,000** | **18,600,000** | **2,330,000** | **2,330,000** | **46,700,000** | **NE** | **NE** |
| 92578597 | RW-101 (22-24)_20211213 | RW-101 | 12/13/2021 | <3.6 | <3.6 | <3.6 | <3.6 | **82.6J** | **90** | **47.6J** | <5.9 | <5.9 | <5.9 | <5.9 | <5.9 | <11.9 | <5.9 | <5.9 | <5.9 | <5.9 | **27.7** | **84.4** | **5.8J** | **7** | <23.8 | <59.4 | <5.9 | **22.4** | **19.4** | <5.9 | <5.9 | <5.9 | **582** | **126** | **34** | **465** | **325** | **140** |
| 92578597 | RW-101 (50-52)_20211213* | RW-101 | 12/13/2021 | **924** | **206** | **77.1** | **1,210** | <1,450 | **6,050** | <1,450 | **1,490** | <72.3 | <72.3 | <72.3 | <72.3 | <145 | <72.3 | <72.3 | <72.3 | <72.3 | **249** | **14,000** | **1,320** | **1,240** | <289 | **1,040** | <72.3 | **3,330** | **5,180** | <72.3 | <72.3 | <72.3 | **54,800** | **30,400** | **8,770** | **77,200** | **55,900** | **21,300** |
| 92578597 | RW-102 (16-18)_20211214 | RW-102 | 12/14/2021 | **57.7** | **23.2** | <5.1 | **82.6** | **399** | **21.6** | **182** | <7.6 | <7.6 | <7.6 | <7.6 | <7.6 | <15.2 | <7.6 | <7.6 | <7.6 | <7.6 | **35.4** | **38.6** | <7.6 | <7.6 | <30.3 | <75.9 | **25.5** | **114** | **17.7** | <7.6 | <7.6 | <7.6 | **187** | **127** | **42.6** | **213** | **158** | **55** |
| 92578597 | RW-102 (36-38)_20211214* | RW-102 | 12/14/2021 | **18,200** | **5,290** | **2,490** | **26,000** | <38,800 | **134,000** | <38,800 | **39,500** | <1,940 | <1,940 | <1,940 | <1,940 | <3,880 | <1,940 | <1,940 | <1,940 | <1,940 | **4,920** | **394,000** | **38,300** | **38,600** | <7,760 | <19,400 | <1,940 | **95,700** | **151,000** | <1,940 | <1,940 | <1,940 | **1,390,000** | **888,000** | **258,000** | **2,180,000** | **1,560,000** | **616,000** |
| 92578597 | RW-102 (44-46)_20211214* | RW-102 | 12/14/2021 | **612** | **239** | **120** | **971** | <1,320 | **4,290** | <1,320 | **2,120** | <66 | <66 | <66 | <66 | <132 | <66 | <66 | <66 | <66 | **243** | **13,500** | **1,500** | **1,790** | <264 | **1,160** | <66 | **4,980** | **6,050** | <66 | <66 | <66 | **43,900** | **37,900** | **11,200** | **76,600** | **54,400** | **22,300** |
| 92578597 | RW-103 (38-40)_20211215 | RW-103 | 12/15/2021 | **1,450** | **1,020** | **496** | **2,970** | <2,930 | **4,410** | <2,930 | **7,120** | <147 | <147 | **158** | <147 | <293 | <147 | <147 | <147 | <147 | **287** | **47,000** | **5,390** | **5,970** | <586 | **3,940** | <147 | **14,700** | **20,700** | <147 | <147 | <147 | **107,000** | **124,000** | **37,200** | **272,000** | **192,000** | **80,700** |
| 92578597 | RW-103 (58-59)_20211215* | RW-103 | 12/15/2021 | **193** | **14.6** | <2.7 | **210** | <107 | **37.8** | <107 | <5.4 | <5.4 | <5.4 | <5.4 | <5.4 | <10.7 | <5.4 | <5.4 | <5.4 | <5.4 | **3.7J** | **161** | **10.4** | **6.1** | <21.5 | <53.7 | <5.4 | **7.4** | **31.6** | <5.4 | <5.4 | <5.4 | **741** | **132** | **43.6** | **791** | **602** | **189** |
| 92579622 | RW-104 (20-22)_20211220 | RW-104 | 12/20/2021 | **3,670** | **2,020** | **850** | **6,550** | **1,730J** | **2,870** | <3,490 | **3,500** | <175 | <175 | <175 | <175 | <349 | <175 | <175 | <175 | <175 | **238** | **31,000** | **3,290** | <175 | <698 | <1750 | <175 | **12,700** | <175 | <175 | <175 | <175 | **79,200** | **87,700** | **24,500** | **183,000** | **125,000** | **58,300** |
| 92579622 | RW-104 (42-44)_20211220* | RW-104 | 12/20/2021 | **264** | **57.1** | **25.3** | **347** | <482 | **1,190** | <482 | **530** | <24.1 | <24.1 | <24.1 | <24.1 | <48.2 | <24.1 | <24.1 | <24.1 | <24.1 | <24.1 | **3,640** | **373** | <24.1 | <96.4 | <241 | <24.1 | **1,660** | <24.1 | <24.1 | <24.1 | <24.1 | **12,800** | **10,300** | **2,930** | **20,700** | **14,700** | **5,960** |
| 92579622 | RW-105 (28-30)_20211221 | RW-105 | 12/21/2021 | **3,920** | **1,940** | **799** | **6,660** | <6,650 | **14,100** | <6,650 | **11,100** | <333 | <333 | **350** | <333 | <665 | <333 | <333 | <333 | <333 | <333 | **89,100** | **9,390** | <333 | <1,330 | <3,330 | <333 | **29,600** | <333 | <333 | <333 | <333 | **252,000** | **227,000** | **66,800** | **507,000** | **355,000** | **152,000** |
| 92579622 | RW-105 (48-50)_20211221* | RW-105 | 12/21/2021 | **14.9** | **4.1** | <3 | **19.3** | <119 | **37.4** | <119 | **32.2** | <6 | <6 | <6 | <6 | <11.9 | <6 | <6 | <6 | <6 | **4.8J** | **175** | **22.1** | **25.4** | <23.9 | <59.7 | <6 | **47.8** | **89.2** | <6 | <6 | <6 | **449** | **488** | **152** | **957** | **702** | **255** |
| 92582415 | RW-106 (10-12)_20220111 | RW-106 | 01/11/2022 | **71.1** | **93.5** | **28.1** | **193** | **212** | **133** | **236** | **529** | <6.7 | <6.7 | <6.7 | <6.7 | <13.5 | <6.7 | <6.7 | <6.7 | <6.7 | **92.2** | **1,540** | <6.7 | <6.7 | <26.9 | <67.3 | <6.7 | **1,240** | **692** | <6.7 | <6.7 | <6.7 | **3,110** | **4,500** | **1,340** | **7,940** | **5,500** | **2,440** |
| 92582415 | RW-106 (30-32)_20220111* | RW-106 | 01/11/2022 | **1,120** | **816** | **294** | **2,230** | <2,260 | **871** | <2,260 | <113 | <113 | <113 | **83.1J** | <113 | <226 | <113 | <113 | <113 | <113 | **303** | **21,000** | **2,270** | **2,680** | <452 | <1,130 | <113 | **8,600** | **8,210** | <113 | <113 | <113 | **32,500** | **53,100** | **15,500** | **111,000** | **76,300** | **35,000** |
| 92547162 | AS-21 (18-20)_20210630 | AS-21 | 06/30/2021 | **14.1** | **7.3** | <4.4 | **22.9** | <156 | <7.8 | <156 | <7.8 | <7.8 | <7.8 | <7.8 | <7.8 | <15.6 | <7.8 | <7.8 | <7.8 | <7.8 | <7.8 | <7.8 | <7.8 | <7.8 | <31.2 | <77.9 | <7.8 | <7.8 | <7.8 | <7.8 | <7.8 | <7.8 | <7.8 | <7.8 | <7.8 | <15.6 | <15.6 | <7.8 |
| 92547162 | AS-22 (18-20)_20210630 | AS-22 | 06/30/2021 | <4.9 | <4.9 | <4.9 | **6.8** | <168 | <8.4 | <168 | <8.4 | <8.4 | <8.4 | <8.4 | <8.4 | <16.8 | <8.4 | <8.4 | <8.4 | <8.4 | <8.4 | <8.4 | <8.4 | <8.4 | <33.6 | <84.1 | <8.4 | <8.4 | <8.4 | <8.4 | <8.4 | <8.4 | <8.4 | <8.4 | <8.4 | <16.8 | <16.8 | <8.4 |
| 92546499 | Whitby SB-17 (25-27')* | PV-17 | 06/25/2021 | **6,250** | **3,400** | **1,500** | **11,200** | <9,740 | **5,740** | <9,740 | **13,200** | <487 | <487 | <487 | <487 | <974 | <487 | <487 | <487 | <487 | **97,300** | <487 | **13,500** | <1,950 | <4,870 | <487 | **36,900** | <487 | <487 | <487 | <487 | **186,000** | **299,000** | **78,500** | **531,000** | **373,000** | **158,000** |
| 92546573 | Whitby-SB-17B (25-27')* | PV-17 | 06/25/2021 | <3.5 | <3.5 | <3.5 | <3.5 | <135 | <6.8 | <135 | <6.8 | <6.8 | <6.8 | <6.8 | <6.8 | <13.5 | <6.8 | <6.8 | <6.8 | <6.8 | <6.8 | <6.8 | <6.8 | <6.8 | <27 | <67.6 | <6.8 | <6.8 | <6.8 | <6.8 | <6.8 | <6.8 | **6.1J** | <6.8 | <6.8 | <13.5 | <13.5 | <6.8 |
| 92547162 | PV-17 (20-22)_20210630 | PV-17 | 06/30/2021 | **37** | **14** | <4 | **54** | <160 | <8.0 | <160 | <8.0 | <8.0 | <8.0 | <8.0 | <8.0 | <8.0 | <8.0 | <8.0 | <8.0 | <8.0 | <8.0 | <8.0 | <8.0 | <8.0 | <32 | <80.1 | <8.0 | <8.0 | <8.0 | <8.0 | <8.0 | <8.0 | <8.0 | <8.0 | <8.0 | <16.0 | <16.0 | <8.0 |
| **Soil Delineation Samples (Area A)** | | | | | | | | | | | | | | | | | | | | | | | | | | | | | | | | | | | | | | |
| 92543915 | BA2 (0.75'-2.00') | NA | 06/10/2021 | <6.6 | <6.6 | <6.6 | <6.6 | <148 | <7.4 | <148 | <7.4 | <7.4 | <7.4 | <7.4 | <7.4 | <14.8 | <7.4 | <7.4 | <7.4 | <7.4 | <7.4 | <7.4 | <7.4 | <7.4 | <29.7 | <74.1 | <7.4 | <7.4 | <7.4 | <7.4 | <7.4 | <7.4 | **25.0** | **5.8J** | <7.4 | **33.5** | **26.3** | **7.1J** |
| 92543915 | BA2 (18'-20') | NA | 06/10/2021 | **18.7** | <5.0 | <5.0 | **19.7** | <175 | **7.2J** | <175 | <8.7 | <8.7 | <8.7 | <8.7 | <8.7 | <17.5 | <8.7 | <8.7 | <8.7 | <8.7 | <8.7 | <8.7 | <8.7 | <8.7 | <34.9 | <87.3 | <8.7 | <8.7 | <8.7 | <8.7 | <8.7 | <8.7 | **28.2** | <8.7 | <8.7 | **15.1J** | **15.1J** | <8.7 |
| 92543943 | BA2(32-34')* | NA | 06/10/2021 | **1,390** | **1,190** | **322** | **2,580** | **1,980** | **1,320** | <1,860 | **2,600** | <93.2 | <93.2 | **57.4J** | <93.2 | <186 | <93.2 | <93.2 | <93.2 | <93.2 | <93.2 | **19,600** | **2,120** | **2,410** | <373 | <932 | <93.2 | **6,600** | <93.2 | <93.2 | <93.2 | <93.2 | **34,500** | **48,300** | **13,300** | **108,000** | **75,100** | **33,100** |
| 92543915 | BB2 (0.75'-2.00') | NA | 06/10/2021 | **8.6** | **5.5** | <5.1 | **14.1** | <183 | **142** | <183 | **15.7** | <9.1 | <9.1 | <9.1 | <9.1 | <18.3 | <9.1 | <9.1 | <9.1 | <9.1 | **5.2J** | **394** | **23.0** | **13.9** | <36.6 | <91.4 | <9.1 | **51.4** | <9.1 | <9.1 | <9.1 | <9.1 | **1,610** | **436** | <9.1 | **1,980** | **1,390** | **595** |
| 92543915 | BB2 (10.0'-12.0') | NA | 06/10/2021 | <5.5 | <5.5 | <5.5 | <5.5 | <228 | <11.4 | <228 | <11.4 | <11.4 | <11.4 | <11.4 | <11.4 | <22.8 | <11.4 | <11.4 | <11.4 | <11.4 | <11.4 | **12.7** | <11.4 | <11.4 | <45.7 | <114 | <11.4 | <11.4 | <11.4 | <11.4 | <11.4 | <11.4 | **58.5** | **17.3** | <11.4 | **88.8** | **64.1** | **24.7** |
| 92543943 | BB2(40-42')* | NA | 06/10/2021 | **12,100** | **9,720** | **2,860** | **21,800** | <7,170 | **4,750** | <7,170 | **10,000** | <359 | <359 | <359 | <359 | <717 | <359 | <359 | <359 | <359 | **669** | **66,600** | **8,220** | **9,330** | <1,430 | <3,590 | <359 | **27,400** | <359 | <359 | <359 | <359 | **125,000** | **216,000** | **52,200** | **393,000** | **271,000** | **122,000** |
| 92543915 | BB3 (0.75'-2.00') | NA | 06/10/2021 | <4.8 | <4.8 | <4.8 | <4.8 | <209 | <10.5 | <209 | <10.5 | <10.5 | <10.5 | <10.5 | <10.5 | <20.9 | <10.5 | <10.5 | <10.5 | <10.5 | <10.5 | <10.5 | <10.5 | <10.5 | <41.9 | <105 | <10.5 | <10.5 | <10.5 | <10.5 | <10.5 | <10.5 | **11.0** | <10.5 | <10.5 | <20.9 | <20.9 | <10.5 |
| 92543915 | BB3 (32'-34') | NA | 06/10/2021 | <3.8 | <3.8 | <3.8 | <3.8 | <135 | **64.8** | **59.0J** | <6.7 | <6.7 | <6.7 | <6.7 | <6.7 | <13.5 | <6.7 | <6.7 | <6.7 | <6.7 | **22.9** | **30.2** | <6.7 | <6.7 | <27.0 | <67.4 | <6.7 | **32.3** | <6.7 | <6.7 | <6.7 | <6.7 | **232** | **74.1** | **19.7** | **184** | **124** | **59.8** |
| 92544158 | AA2 (0-2')_20210614 | NA | 06/14/2021 | **4.8** | <4.0 | <4.0 | **8.7** | <166 | <8.3 | <166 | <8.3 | <8.3 | <8.3 | <8.3 | <8.3 | <16.6 | <8.3 | <8.3 | <8.3 | <8.3 | <8.3 | <8.3 | <8.3 | <8.3 | <33.1 | <82.8 | <8.3 | <8.3 | <8.3 | <8.3 | <8.3 | <8.3 | **10.1** | <8.3 | <8.3 | <16.6 | <16.6 | <8.3 |
| 92544158 | AA2 (16-18')_20210614 | NA | 06/14/2021 | <4.4 | <4.4 | <4.4 | **5.7** | <164 | **5.3J** | <164 | <8.2 | <8.2 | <8.2 | <8.2 | <8.2 | <16.4 | <8.2 | <8.2 | <8.2 | <8.2 | <8.2 | <8.2 | <8.2 | <8.2 | <32.9 | <82.1 | <8.2 | <8.2 | <8.2 | <8.2 | <8.2 | <8.2 | **43.5** | **8.4** | <8.2 | **33.8** | **26.5** | **7.3J** |
| 92544157 | AA2 (34-36')_20210614* | NA | 06/14/2021 | **8,410** | **3,990** | **1,290** | **12,400** | <14,200 | **55,400** | <14,200 | <712 | <712 | <712 | <712 | <712 | <1420 | <712 | <712 | <712 | <712 | **143,000** | **10,800** | **9,390** | <2,850 | <7,120 | <712 | **22,100** | <712 | <712 | <712 | **945** | **496,000** | **211,000** | <712 | **710,000** | **513,000** | **197,000** |
| 92544158 | AA3 (0-2')_20210614 | NA | 06/14/2021 | **15.1** | **5.7** | <4 | **20.8** | <153 | **47.1** | <153 | <7.7 | <7.7 | <7.7 | <7.7 | <7.7 | <15.3 | <7.7 | <7.7 | <7.7 | <7.7 | **8.5** | **20.7** | <7.7 | <7.7 | <30.6 | <76.6 | <7.7 | **13.9** | <7.7 | <7.7 | <7.7 | <7.7 | **174** | **35.8** | <7.7 | **143** | **87.7** | **55.2** |
| 92544158 | AA3 (12-14')_20210614 | NA | 06/14/2021 | **279** | **135** | **40.7** | **414** | <9,420 | **22,900** | <9,420 | <471 | <471 | <471 | <471 | <471 | <942 | <471 | <471 | <471 | <471 | <471 | **72,400** | <471 | **5,690** | <1,880 | <4,710 | <471 | **15,700** | <471 | <471 | <471 | <471 | **262,000** | **139,000** | **41,500** | **390,000** | **282,000** | **108,000** |
| 92544816 | AA8 12-14_20210616 | NA | 06/16/2021 | **42.4** | **103** | **40.0** | **146** | **62.9J** | **322** | <135 | **151** | <6.7 | <6.7 | <6.7 | <6.7 | <13.5 | <6.7 | <6.7 | <6.7 | <6.7 | **20.3** | **288** | **43.5** | **106** | **82.0** | <67.4 | <6.7 | **305** | **177** | <6.7 | <6.7 | <6.7 | **1,650** | **2,080** | **505** | **2,170** | **1,430** | **742** |
| 92544158 | AB2 (0-2')_20210614 | NA | 06/14/2021 | <3.9 | <3.9 | <3.9 | **4.1** | <157 | **36.2** | <157 | <7.8 | <7.8 | <7.8 | <7.8 | <7.8 | <15.7 | <7.8 | <7.8 | <7.8 | <7.8 | <7.8 | **21.8** | <7.8 | <7.8 | <31.3 | <78.3 | <7.8 | <7.8 | <7.8 | <7.8 | <7.8 | <7.8 | **199** | **13.7** | <7.8 | **113** | **82.6** | **30.0** |
| 92544158 | AB2 (20-22')_20210614 | NA | 06/14/2021 | **13,100** | **4,760** | **1,560** | **17,900** | <20,100 | **97,000** | <20,100 | <1,010 | <1,010 | <1010 | <1,010 | <1010 | <2010 | <1010 | <1,010 | <1010 | <1,010 | <1,010 | **228,000** | **17,300** | **14,600** | <4,030 | <10,100 | **556J** | **40,900** | <1,010 | <1,010 | <1,010 | <1,010 | **880,000** | **363,000** | **105,000** | **1,100,000** | **797,000** | **306,000** |
| 92544157 | AB2 (32-34')_20210614 | NA | 06/14/2021 | **9,530** | **3,070** | **1,000** | **12,600** | <12,800 | **58,400** | <12,800 | <638 | <638 | <638 | <638 | <638 | <1280 | <638 | <638 | <638 | <638 | <638 | **137,000** | **10,300** | **9,360** | <2,550 | <6,380 | <638 | **21,100** | <638 | <638 | <638 | <638 | **493,000** | **209,000** | **60,500** | **667,000** | **485,000** | **183,000** |
| 92544080 | BA3 (0-2)_20210611 | NA | 06/11/2021 | <4.2 | <4.2 | <4.2 | <4.2 | <165 | <8.3 | <165 | <8.3 | <8.3 | <8.3 | <8.3 | <8.3 | <16.5 | <8.3 | <8.3 | <8.3 | <8.3 | <8.3 | <8.3 | <8.3 | **23.9** | <33 | <82.6 | <8.3 | <8.3 | <8.3 | <8.3 | <8.3 | <8.3 | **8.3** | <8.3 | <8.3 | <16.5 | <16.5 | <8.3 |
| 92544080 | BA3 (22-24)_20210611 | NA | 06/11/2021 | **2,560** | **1,440** | **355** | **4,010** | <3,270 | **8,680** | <3,270 | <164 | <164 | <164 | **146J** | <164 | <327 | <164 | <164 | <164 | <164 | <164 | **46,900** | <164 | **3,810** | <655 | <1,640 | <164 | **11,100** | <164 | <164 | <164 | <164 | **142,000** | **94,100** | **27,900** | **232,000** | **167,000** | **65,200** |
| 92544080 | BA4 (0-2)_20210611 | NA | 06/11/2021 | <4.2 | <4.2 | <4.2 | **4.6** | <160 | <8 | <160 | <8 | <8 | <8 | <8 | <8 | <16 | <8 | <8 | <8 | <8 | <8 | <8 | <8 | <8 | <32 | <80 | <8 | <8 | <8 | <8 | <8 | <8 | **14.3** | <8 | <8 | <16 | <16 | <8 |
| 92544080 | BA4 (18-20)_20210611 | NA | 06/11/2021 | **13,500** | **6,260** | **1,590** | **19,800** | <17,400 | **42,400** | <17,400 | <872 | <872 | <872 | <872 | <872 | <1740 | <872 | <872 | <872 | <872 | <872 | **174,000** | <872 | **13,000** | <3,490 | <8,720 | <872 | **39,100** | <872 | <872 | <872 | <872 | **535,000** | **305,000** | <872 | **860,000** | **613,000** | **246,000** |
| 92544158 | BA5 (0-2')_20210614 | NA | 06/14/2021 | **14.6** | **7.2** | <3.1 | **21.8** | <123 | <6.1 | <123 | <6.1 | <6.1 | <6.1 | <6.1 | <6.1 | <12.3 | <6.1 | <6.1 | <6.1 | <6.1 | <6.1 | <6.1 | <6.1 | <6.1 | <24.5 | <61.3 | <6.1 | <6.1 | **5.1J** | <6.1 | <6.1 | <6.1 | **5.1J** | <6.1 | <6.1 | <12.3 | <12.3 | <6.1 |
| 92544158 | BA5 (10-12')_20210614 | NA | 06/14/2021 | **3,470** | **2,470** | **673** | **5,940** | **4,240J** | **11,400** | <7,560 | **7,280** | <378 | <378 | **201J** | <378 | <756 | <378 | <378 | <378 | <378 | <378 | **98,700** | <378 | **5,810** | <1,510 | <3,780 | <378 | **14,300** | <378 | <378 | <378 | <378 | **202,000** | **118,000** | <378 | **530,000** | **383,000** | **147,000** |
| 92544080 | BA6 (0-2')_20210612 | NA | 06/12/2021 | **9.0** | **7.9** | <4.6 | **16.9** | <180 | <9 | <180 | <9 | <9 | <9 | <9 | <9 | <18 | <9 | <9 | <9 | <9 | <9 | <9 | <9 | <9 | <36 | <89.9 | <9 | <9 | **10.4** | <9 | <9 | <9 | <18 | <18 | <9 | | | |
| 92544080 | BA6 (8-10')_20210612 | NA | 06/12/2021 | **33,000** | **18,500** | **5,610** | **51,500** | **26,600J** | **53,500** | <30,800 | **26,500** | <1,540 | <1540 | <1,540 | <1540 | <3080 | <1540 | <1,540 | <1540 | <1,540 | <1,540 | **340,000** | **29,500** | **25,200** | <6,170 | <1,540 | <1,540 | **54,100** | <1,540 | <1,540 | <1,540 | **29,600** | **1,020,000** | **563,000** | **162,000** | **1,780,000** | **1,270,000** | **501,000** |
| 92544080 | BA7(0-2')_20210612 | NA | 06/12/2021 | **32.5** | **44.3** | <30.6 | **76.8** | <173 | **23.2** | <173 | <8.6 | <8.6 | <8.6 | <8.6 | <8.6 | <17.3 | <8.6 | <8.6 | <8.6 | <8.6 | <8.6 | **36.7** | <8.6 | <8.6 | <34.6 | <86.5 | <8.6 | <8.6 | <8.6 | <8.6 | <8.6 | <8.6 | **277** | **28.7** | **7.9J** | **189** | **142** | **46.5** |
| 92544080 | BA7(10-12')_20210612 | NA | 06/12/2021 | **7,690** | **6,630** | **2,120** | **14,300** | **13,600** | **14,800** | <9,340 | **18,600** | <467 | <467 | **361J** | <467 | <934 | <467 | <467 | <467 | <467 | <467 | **169,000** | **15,400** | **14,400** | <1,870 | <4,670 | <467 | **36,100** | <467 | <467 | <467 | <467 | **439,000** | **350,000** | **107,000** | **873,000** | **629,000** | **244,000** |
| 92544080 | BA8 (0-2')_20210612 | NA | 06/12/2021 | <4.8 | <4.8 | <4.8 | <4.8 | <175 | <8.7 | <175 | <8.7 | <8.7 | <8.7 | <8.7 | <8.7 | <17.5 | <8.7 | <8.7 | <8.7 | <8.7 | <8.7 | <8.7 | <8.7 | <8.7 | <34.9 | <87.3 | <8.7 | <8.7 | <8.7 | <8.7 | <8.7 | <8.7 | **10.7** | <8.7 | <8.7 | <17.5 | <17.5 | <8.7 |
| 92544080 | BA8 (22-24')_20210612 | NA | 06/12/2021 | **950** | **4,400** | **2,100** | **5,350** | **5,370J** | <408 | <8,170 | **25,700** | <408 | <408 | <408 | <408 | <817 | <408 | <408 | <408 | <408 | <408 | **6,570** | <408 | **21,100** | <1,630 | <4,080 | <408 | **48,900** | <408 | <408 | <408 | <408 | **1,050** | **371,000** | **86,700** | **66,000** | **39,900** | **26,200** |
| 92544080 | BB4 (0-2)_20210611 | NA | 06/11/2021 | **21** | **9.2** | <4.4 | **30.3** | <168 | **327** | <168 | <8.4 | <8.4 | <8.4 | <8.4 | <8.4 | <16.8 | <8.4 | <8.4 | <8.4 | <8.4 | <8.4 | **98.8** | <8.4 | <8.4 | <33.7 | <84.1 | <8.4 | <8.4 | <8.4 | <8.4 | <8.4 | <8.4 | **1,210** | **33.0** | <8.4 | **443** | **321** | **122** |
| 92544080 | BB4 (18-20)_20210611 | NA | 06/11/2021 | **182** | **175** | **64.7** | **357** | **1,670** | **25.8** | <144 | **532** | <7.2 | <7.2 | **16.2** | <7.2 | <14.4 | <7.2 | <7.2 | <7.2 | <7.2 | **13.3** | **780** | <7.2 | <7.2 | <28.9 | <72.2 | <7.2 | **1,470** | <7.2 | **45.9** | <7.2 | <7.2 | **625** | **5,590** | **1,630** | **4,720** | **3,130** | **1,590** |
| 92544080 | BB5 (0-2)_20210611 | NA | 06/11/2021 | **4.7** | **7.0** | <4.4 | **11.7** | <172 | <8.6 | <172 | <8.6 | <8.6 | <8.6 | <8.6 | <8.6 | <17.2 | <8.6 | <8.6 | <8.6 | <8.6 | <8.6 | <8.6 | <8.6 | <8.6 | <34.3 | <85.8 | <8.6 | <8.6 | <8.6 | <8.6 | <8.6 | <8.6 | **10.9** | <8.6 | <8.6 | <17.2 | <17.2 | <8.6 |
| 92544080 | BB5 (16-19)_20210611 | NA | 06/11/2021 | **5,120** | **3,540** | **984** | **8,660** | **6,460** | **8,980** | <4,350 | <217 | <217 | <217 | **246** | <217 | <435 | <217 | <217 | <217 | <217 | <217 | **66,300** | <217 | **7,230** | <869 | <2,170 | <217 | **21,400** | <217 | <217 | <217 | <217 | **164,000** | **159,000** | **46,700** | **342,000** | **242,000** | **100,000** |
| 92544080 | BB6 (0-2)_20210611 | NA | 06/11/2021 | **4.0** | **4.6** | <3.5 | **8.6** | <135 | <6.7 | <135 | <6.7 | <6.7 | <6.7 | <6.7 | <6.7 | <13.5 | <6.7 | <6.7 | <6.7 | <6.7 | <6.7 | <6.7 | <6.7 | <6.7 | <26.9 | <67.3 | <6.7 | <6.7 | <6.7 | <6.7 | <6.7 | <6.7 | **10.9** | <6.7 | <6.7 | <13.5 | <13.5 | <6.7 |
| 92544080 | BB6 (14-16)_20210611 | NA | 06/11/2021 | **164** | **139** | **54** | **304** | <153 | **45.1** | <153 | <7.7 | <7.7 | <7.7 | <7.7 | <7.7 | <15.3 | <7.7 | <7.7 | <7.7 | <7.7 | <7.7 | **436** | **119** | <7.7 | <30.6 | <76.6 | <7.7 | **562** | <7.7 | <7.7 | <7.7 | <7.7 | **637** | **4,060** | **1,090** | **3,210** | **2,240** | **971** |
| 92544080 | BB7 (0-2')_20210612 | NA | 06/12/2021 | <3.6 | <3.6 | <3.6 | **5.4** | <147 | **8.8** | <147 | <7.4 | <7.4 | <7.4 | <7.4 | <7.4 | <14.7 | <7.4 | <7.4 | <7.4 | <7.4 | <7.4 | **14.0** | <7.4 | **103** | <29.5 | <73.7 | <7.4 | <7.4 | <7.4 | **124** | <7.4 | <7.4 | **100** | **15.0** | **3.8J** | **82.1** | **62.3** | **19.8** |
| 92544080 | BB7 (16-18')_20210612 | NA | 06/12/2021 | **623** | **748** | **243** | **1,370** | <1020 | **809** | <1,020 | <50.9 | <50.9 | <50.9 | **43.6J** | <50.9 | <102 | <50.9 | <50.9 | <50.9 | <50.9 | <50.9 | **10,400** | <50.9 | **2,100** | <204 | <509 | <50.9 | **6,880** | <50.9 | <50.9 | <50.9 | <50.9 | **17,400** | **41,300** | **11,800** | **57,300** | **39,100** | **18,100** |
| 92544080 | BB8 (0-2')_20210612 | NA | 06/12/2021 | <3.6 | <3.6 | <3.6 | **5.2** | **59.9J** | <8.5 | <170 | <8.5 | <8.5 | <8.5 | <8.5 | <8.5 | <17 | <8.5 | <8.5 | <8.5 | <8.5 | <8.5 | <8.5 | <8.5 | <8.5 | <33.9 | <84.8 | <8.5 | <8.5 | <8.5 | <8.5 | <8.5 | <8.5 | **4.6J** | <8.5 | <8.5 | <17 | <17 | <8.5 |
| 92544080 | BB8 (22-24')_20210612 | NA | 06/12/2021 | **15.4** | **369** | **191** | **385** | <857 | <42.9 | <857 | <42.9 | <42.9 | <42.9 | **50.2** | <42.9 | <85.7 | <42.9 | <42.9 | <42.9 | <42.9 | <42.9 | **44.1** | <42.9 | **4,570** | <171 | <429 | <42.9 | **33,800** | <42.9 | <42.9 | <42.9 | <42.9 | **142** | **32,900** | **5,350** | **393** | **261** | **132** |
| 92544833 | AA6 0-2_20210616 | NA | 06/16/2021 | **391** | **624** | **222** | **1,010** | **9,390** | **2,140** | <3,000 | <150 | <150 | <150 | **105J** | <150 | <300 | <150 | <150 | <150 | <150 | **1,740** | **7,540** | <150 | **4,200** | <599 | <1,500 | <150 | **15,600** | <150 | <150 | <150 | <150 | **27,200** | **84,900** | **30,600** | **285,000** | **175,000** | **109,000** |
| 92544833 | AA6 2-4_20210616 | NA | 06/16/2021 | **24,200** | **7,880** | **1,820** | **32,100** | <13,200 | **67,500** | <13,200 | <658 | <658 | <658 | <658 | <658 | <1320 | <658 | <658 | <658 | <658 | **29,500** | **192,000** | **9,160** | <658 | <2,630 | <6,580 | <658 | **28,800** | <658 | <658 | <658 | <658 | **482,000** | **175,000** | **52,800** | **1,040,000** | **751,000** | **285,000** |
| 92544833 | AA8 0-2_20210616 | NA | 06/16/2021 | **5.1** | **10.4** | **5.1** | **15.4** | **41.7J** | **71.5** | <128 | <6.4 | <6.4 | <6.4 | <6.4 | <6.4 | <12.8 | <6.4 | <6.4 | <6.4 | <6.4 | <6.4 | **48.4** | <6.4 | **192** | <25.6 | <63.9 | <6.4 | <6.4 | <6.4 | <6.4 | <6.4 | <6.4 | **472** | **31.8** | <6.4 | **222** | **174** | **48** |
| 92544833 | AA8 32-33_20210616* | NA | 06/16/2021 | **2,910** | **1,700** | **503** | **4,610** | <2,650 | **5,170** | <2,650 | <132 | <132 | <132 | <132 | <132 | <265 | <132 | <132 | <132 | <132 | **33,900** | **2,930** | **2,520** | <530 | <1,320 | <132 | **10,600** | <132 | <132 | <132 | <132 | **93,700** | **71,300** | <132 | **174,000** | **122,000** | **51,300** |
| 92544833 | AB6 0-2_20210616 | NA | 06/16/2021 | **2,850** | **1,110** | **310** | **3,960** | <1,360 | **4,590** | <1,360 | **1,130** | <67.9 | <67.9 | <67.9 | <67.9 | <136 | <67.9 | <67.9 | <67.9 | <67.9 | **2,150** | **17,800** | **1,170** | **1,010** | <272 | <679 | <67.9 | **3,380** | <67.9 | <67.9 | <67.9 | <67.9 | **36,800** | **23,200** | <67.9 | **99,900** | **71,800** | **28,100** |
| 92544833 | AB6 2-4_20210616 | NA | 06/16/2021 | **11,600** | **5,560** | **1,540** | **17,200** | <14,200 | **42,400** | <14,200 | <709 | <709 | <709 | <709 | <709 | <1420 | <709 | <709 | <709 | <709 | **5,800** | **150,000** | **10,200** | **8,550** | <2,830 | <7,090 | <709 | **22,600** | <709 | <709 | <709 | <709 | **424,000** | **187,000** | <709 | **789,000** | **566,000** | **224,000** |
| 92544833 | AB6 28-30_20210616* | NA | 06/16/2021 | **6,440** | **3,270** | **878** | **9,710** | <9,760 | **26,800** | <9,760 | **6,470** | <488 | <488 | <488 | <488 | <976 | <488 | <488 | <488 | <488 | **5,060** | **114,000** | **7,310** | **5,830** | <1,950 | <4,880 | <488 | **18,000** | <488 | <488 | <488 | <488 | **312,000** | **139,000** | <488 | **596,000** | **425,000** | **171,000** |
| 92544833 | AB7 0-2_20210616 | NA | 06/16/2021 | <3.4 | <3.4 | <3.4 | <3.4 | <138 | **116** | <138 | <6.9 | <6.9 | <6.9 | <6.9 | <6.9 | <13.8 | <6.9 | <6.9 | <6.9 | <6.9 | **4.1J**

# Table 2
## Summary of Delineation Soil Sampling Results

Colonial Pipeline Company
2020-L1-SR2448
Huntersville, North Carolina

| Lab Report | Sample ID | Well ID | Sample Date | MADEP VPH (mg/kg) | | | | Volatile Organic Compounds (EPA 8260D) (µg/kg) | | | | | | | | | | | | | | | | | | | | | | | | | | | | | | |
|---|---|---|---|---|---|---|---|---|---|---|---|---|---|---|---|---|---|---|---|---|---|---|---|---|---|---|---|---|---|---|---|---|---|---|---|---|
| | | | | Aliphatic (C05-C08) | Aliphatic (C09-C12) | Aromatic (C09-C10), Unadjusted | Total VPH | Acetone | Benzene | 2-Butanone (MEK) | n-Butylbenzene | sec-Butylbenzene | tert-Butylbenzene | Chlorobenzene | Chloroform | Chloromethane | 2-Chlorotoluene | 4-Chlorotoluene | 1,1-Dichloroethane | 1,2-Dichloroethane | Diisopropyl ether | Ethylbenzene | Isopropylbenzene (Cumene) | p-Isopropyltoluene | Methylene Chloride | 4-Methyl-2-pentanone (MIBK) | Methyl-tert-butyl ether | Naphthalene | n-Propylbenzene | Styrene | 1,1,1,2-Tetrachloroethane | Tetrachloroethene | Toluene | 1,2,4-Trimethylbenzene | 1,3,5-Trimethylbenzene | Xylene (Total) | m&p-Xylene | o-Xylene |
| **Soil-to-Water MSCCs** | | | | **68** | **540** | **31** | **NE** | **24,000** | **7.2** | **16,000** | **2,400** | **2,200** | **1,700** | **440** | **340** | **14** | **NE** | **280** | **30** | **1.9** | **320** | **8,000** | **1,300** | **120** | **23** | **420** | **85** | **200** | **1,400** | **900** | **4** | **5.0** | **5,400** | **6,600** | **6,600** | **6,000** | **NE** | **NE** |
| **Residential MSCCs** | | | | **625** | **1,560** | **469** | **NE** | **14,000,000** | **12,000** | **9,380,000** | **782,000** | **1,560,000** | **1,560,000** | **312,000** | **21,000** | **51,000** | **NE** | **312,000** | **116,000** | **7,290** | **NE** | **60,300** | **1,560,000** | **1,560,000** | **93,800** | **1,250,000** | **156,000** | **5,500** | **1,560,000** | **3,120,000** | **25,200** | **93,800** | **1,250,000** | **156,000** | **156,000** | **3,120,000** | **NE** | **NE** |
| **Industrial / Commercial MSCCs** | | | | **9,340** | **23,300** | **7,000** | **NE** | **210,000,000** | **59,400** | **140,000,000** | **11,600,000** | **23,300,000** | **23,300,000** | **4,670,000** | **105,000** | **251,000** | **NE** | **4,670,000** | **573,000** | **35,900** | **2,330,000** | **297,000** | **23,300,000** | **23,300,000** | **1,400,000** | **18,600,000** | **1,810,000** | **27,000** | **23,300,000** | **46,700,000** | **125,000** | **1,400,000** | **18,600,000** | **2,330,000** | **2,330,000** | **46,700,000** | **NE** | **NE** |
| 92546391 | BB9 0-2_20210623 | NA | 06/23/2021 | <2.5 | <2.5 | <2.5 | <2.5 | <106 | <5.3 | <106 | <5.3 | <5.3 | <5.3 | <5.3 | <5.3 | <10.6 | <5.3 | <5.3 | <5.3 | <5.3 | <5.3 | <5.3 | <5.3 | <5.3 | <21.1 | <52.9 | <5.3 | <5.3 | <5.3 | <5.3 | <5.3 | <5.3 | <5.3 | <5.3 | <10.6 | <10.6 | <5.3 |
| 92546391 | BB9 22-24_20210623 | NA | 06/23/2021 | **4,540** | **1,550** | **767** | **6,870** | **4,380J** | **5,170** | <6,410 | <320 | <320 | <320 | **193J** | <320 | <641 | <320 | <320 | <320 | <320 | <320 | **94,700** | <320 | **7,140** | <1,280 | <3,200 | <320 | **18,100** | <320 | <320 | <320 | <320 | **251,000** | **167,000** | **50,100** | **463,000** | **335,000** | **128,000** |
| 92546391 | BC8 0-2_20210623 | NA | 06/23/2021 | <3.6 | <3.6 | <3.6 | <3.6 | <139 | <6.9 | <139 | <6.9 | <6.9 | <6.9 | <6.9 | <6.9 | <13.9 | <6.9 | <6.9 | <6.9 | <6.9 | <6.9 | **6.8J** | <6.9 | <6.9 | <27.8 | <69.4 | <6.9 | <6.9 | <6.9 | <6.9 | <6.9 | <6.9 | **30.5** | <6.9 | <6.9 | **19.8** | **19.8** | <6.9 |
| 92546391 | BC8 18-20_20210623 | NA | 06/23/2021 | <3.3 | <3.3 | <3.3 | <3.3 | <130 | <6.5 | <130 | <6.5 | <6.5 | <6.5 | <6.5 | <6.5 | <13 | <6.5 | <6.5 | <6.5 | <6.5 | <6.5 | **6.5** | <6.5 | <6.5 | <26 | <65 | <6.5 | <6.5 | <6.5 | <6.5 | <6.5 | <6.5 | **31.2** | <6.5 | <6.5 | **24.9** | **17.6** | **7.3** |
| 92546391 | BC9 0-2_20210623 | NA | 06/23/2021 | <2.7 | <2.7 | <2.7 | <2.7 | <113 | <5.7 | <113 | <5.7 | <5.7 | <5.7 | <5.7 | <5.7 | <11.3 | <5.7 | <5.7 | <5.7 | <5.7 | <5.7 | <5.7 | <5.7 | <5.7 | <22.7 | <56.6 | <5.7 | <5.7 | <5.7 | <5.7 | <5.7 | <5.7 | <5.7 | <5.7 | <5.7 | <11.3 | <11.3 | <5.7 |
| 92546391 | BC9 20-22.5_20210623 | NA | 06/23/2021 | <4.3 | <4.3 | <4.3 | <4.3 | <122 | <6.1 | <122 | <6.1 | <6.1 | <6.1 | <6.1 | <6.1 | <12.2 | <6.1 | <6.1 | <6.1 | <6.1 | <6.1 | <6.1 | <6.1 | <6.1 | <24.3 | <60.8 | <6.1 | <6.1 | <6.1 | <6.1 | <6.1 | <6.1 | <6.1 | <6.1 | <6.1 | <12.2 | <12.2 | <6.1 |
| 92546394 | BC8 24-26_20210623 | NA | 06/23/2021 | **2,280** | **1,960** | **846** | **5,090** | <7,260 | **196J** | <7,260 | **12,700** | <363 | <363 | **291J** | <363 | <726 | <363 | <363 | <363 | <363 | <363 | **98,600** | **11,800** | **10,600** | <1,450 | **8,570** | <363 | **27,800** | **46,500** | <363 | <363 | <363 | **69,100** | **247,000** | **73,700** | **526,000** | **370,000** | **156,000** |
| 92546589 | BA1 0-2_20210625 | NA | 06/25/2021 | <3.4 | <3.4 | <3.4 | **3.7** | <130 | <6.5 | <130 | <6.5 | <6.5 | <6.5 | <6.5 | <6.5 | <13 | <6.5 | <6.5 | <6.5 | <6.5 | <6.5 | <6.5 | <6.5 | **17.2** | <26 | <65 | <6.5 | <6.5 | <6.5 | <6.5 | <6.5 | <6.5 | **4.2J** | <6.5 | <6.5 | <13 | <13 | <6.5 |
| 92546589 | BA1 12-14_20210625 | NA | 06/25/2021 | <3.4 | <3.4 | <3.4 | <3.4 | <131 | **5.9J** | <131 | <6.5 | <6.5 | <6.5 | <6.5 | <6.5 | <13.1 | <6.5 | <6.5 | <6.5 | <6.5 | <6.5 | <6.5 | <6.5 | <6.5 | <26.1 | <65.3 | <6.5 | <6.5 | <6.5 | <6.5 | <6.5 | <6.5 | **22.5** | <6.5 | <6.5 | **9.5J** | **9.5J** | <6.5 |
| 92546589 | BA1 32-34_20210625 | NA | 06/25/2021 | **65.1** | **18.2** | **6.5** | **89.9** | **1,520** | **2,200** | <1,170 | <58.3 | <58.3 | <58.3 | <58.3 | <58.3 | <117 | <58.3 | <58.3 | <58.3 | <58.3 | **116** | **14,700** | <58.3 | <58.3 | **898** | **1,070** | <58.3 | **4,210** | <58.3 | <58.3 | <58.3 | <58.3 | **33,200** | **31,800** | **9,040** | **76,200** | **53,700** | **22,400** |
| 92546589 | BB1 0-2_20210625 | NA | 06/25/2021 | <4.3 | <4.3 | <4.3 | <4.3 | <166 | <8.3 | <166 | <8.3 | <8.3 | <8.3 | <8.3 | <8.3 | <16.6 | <8.3 | <8.3 | <8.3 | <8.3 | <8.3 | <8.3 | <8.3 | <8.3 | <33.1 | <82.8 | <8.3 | <8.3 | <8.3 | <8.3 | <8.3 | <8.3 | <8.3 | <8.3 | <8.3 | <16.6 | <16.6 | <8.3 |
| 92546589 | BB1 16-18_20210625 | NA | 06/25/2021 | <3.0 | <3.0 | <3.0 | <3.0 | <119 | <5.9 | <119 | <5.9 | <5.9 | <5.9 | <5.9 | <5.9 | <11.9 | <5.9 | <5.9 | <5.9 | <5.9 | <5.9 | **15.6** | <5.9 | **19.6** | <23.8 | <59.5 | <5.9 | **9.1** | <5.9 | <5.9 | <5.9 | <5.9 | **52.1** | **33.9** | <5.9 | **99.9** | **66.4** | **33.5** |
| 92546589 | BC1 0-2_20210625 | NA | 06/25/2021 | <4.1 | <4.1 | <4.1 | <4.1 | <161 | <8.3 | <161 | <8.3 | <8.3 | <8.3 | <8.3 | <8.3 | <16.1 | <8.3 | <8.3 | <8.3 | <8.3 | <8.3 | <8.3 | <8.3 | <8.3 | <32.2 | <80.4 | <8.3 | <8.3 | <8.3 | <8.3 | <8.3 | <8.3 | <8.3 | <8.3 | <8.3 | <16.1 | <16.1 | <8 |
| 92546589 | BC1 8-10_20210625 | NA | 06/25/2021 | <4.4 | <4.4 | <4.4 | <4.4 | <157 | <7.9 | <157 | <7.9 | <7.9 | <7.9 | <7.9 | <7.9 | <15.7 | <7.9 | <7.9 | <7.9 | <7.9 | <7.9 | <7.9 | <7.9 | <7.9 | <31.4 | <78.6 | <7.9 | <7.9 | <7.9 | <7.9 | <7.9 | <7.9 | <7.9 | <7.9 | <7.9 | <15.7 | <15.7 | <7.9 |
| 92546589 | BC2 0-2_20210625 | NA | 06/25/2021 | <4.6 | **10.0** | **15.2** | **26.0** | <165 | <8.3 | <165 | <8.3 | <8.3 | <8.3 | <8.3 | <8.3 | <16.5 | <8.3 | <8.3 | <8.3 | <8.3 | <8.3 | <8.3 | <8.3 | <8.3 | <33 | <82.5 | <8.3 | <8.3 | <8.3 | <8.3 | <8.3 | <8.3 | <8.3 | <8.3 | <8.3 | <16.5 | <16.5 | <8.3 |
| 92546589 | BC2 22-24_20210625 | NA | 06/25/2021 | <4.4 | <4.4 | <4.4 | <4.4 | <130 | <6.5 | <130 | <6.5 | <6.5 | <6.5 | <6.5 | <6.5 | <13 | <6.5 | <6.5 | <6.5 | <6.5 | <6.5 | <6.5 | <6.5 | <6.5 | <25.9 | <64.8 | <6.5 | <6.5 | <6.5 | <6.5 | <6.5 | <6.5 | **4.0J** | <6.5 | <6.5 | <13 | <13 | <6.5 |
| 92546589 | BC3 0-2_20210625 | NA | 06/25/2021 | <4.0 | <4.0 | <4.0 | <4.0 | <168 | <8.4 | <168 | <8.4 | <8.4 | <8.4 | <8.4 | <8.4 | <16.8 | <8.4 | <8.4 | <8.4 | <8.4 | <8.4 | <8.4 | <8.4 | <8.4 | <33.6 | <84 | <8.4 | <8.4 | <8.4 | **58.6** | <8.4 | <8.4 | **5.0J** | <8.4 | <8.4 | <16.8 | <16.8 | <8.4 |
| 92546589 | BC3 2-4_20210625 | NA | 06/25/2021 | <4.1 | <4.1 | <4.1 | <4.1 | <163 | <8.2 | <163 | <8.2 | <8.2 | <8.2 | <8.2 | <8.2 | <16.3 | <8.2 | <8.2 | <8.2 | <8.2 | <8.2 | <8.2 | <8.2 | <8.2 | <32.7 | <81.6 | <8.2 | <8.2 | <8.2 | <8.2 | <8.2 | <8.2 | <8.2 | <8.2 | <8.2 | <16.3 | <16.3 | <8.2 |
| 92546658 | AA1 (0-2') _20210626 | NA | 06/26/2021 | <4.6 | <4.6 | <4.6 | <4.6 | <169 | <8.4 | <169 | <8.4 | <8.4 | <8.4 | <8.4 | <8.4 | <16.9 | <8.4 | <8.4 | <8.4 | <8.4 | <8.4 | <8.4 | <8.4 | **135** | <33.7 | <84.3 | <8.4 | <8.4 | <8.4 | **28.7** | <8.4 | <8.4 | **6.6J** | <8.4 | <8.4 | <16.9 | <16.9 | <8.4 |
| 92546658 | AA1 (16-18') _20210626 | NA | 06/26/2021 | <3.3 | <3.3 | <3.3 | <3.3 | <129 | **13.3** | <129 | <6.5 | <6.5 | <6.5 | <6.5 | <6.5 | <12.9 | <6.5 | <6.5 | <6.5 | <6.5 | <6.5 | <6.5 | <6.5 | <6.5 | <25.8 | <64.6 | <6.5 | <6.5 | <6.5 | <6.5 | <6.5 | <6.5 | **25.3** | <6.5 | <6.5 | <12.9 | <12.9 | **3.3J** |
| 92546658 | AB1 (0-2') _20210626 | NA | 06/26/2021 | <3.6 | <3.6 | <3.6 | **4.9** | **1,320** | <18.4 | <368 | **452** | <18.4 | <18.4 | <18.4 | <18.4 | <36.8 | **12,700** | <18.4 | <18.4 | <18.4 | <18.4 | **10.7J** | <18.4 | **1,850** | **436** | <184 | <18.4 | <18.4 | <18.4 | <18.4 | <18.4 | <18.4 | **64.7** | <18.4 | <18.4 | **76.7** | **63.9** | **12.8J** |
| 92546658 | AB1 (20-22') _20210626 | NA | 06/26/2021 | **5,250** | **1,750** | **618** | **7,620** | **18,000** | **11,500** | <6,370 | <318 | <318 | <318 | <318 | <318 | <637 | <318 | <318 | <318 | <318 | <318 | **62,800** | <318 | **4,940** | <1,270 | <3,180 | <318 | **12,400** | <318 | <318 | <318 | <318 | **173,000** | **110,000** | **32,600** | **305,000** | **220,000** | **85,200** |
| 92546658 | AC1 (0-2') _20210626 | NA | 06/26/2021 | <3.7 | <3.7 | <3.7 | **6.6** | <147 | <7.4 | <147 | <7.4 | <7.4 | <7.4 | <7.4 | <7.4 | <14.7 | <7.4 | <7.4 | <7.4 | <7.4 | <7.4 | <7.4 | <7.4 | **225** | <29.5 | <73.7 | <7.4 | <7.4 | <7.4 | <7.4 | <7.4 | <7.4 | **12.8** | <7.4 | <7.4 | **11.6J** | **11.6J** | <7.4 |
| 92546658 | AC1 (16-18') _20210626 | NA | 06/26/2021 | <3.1 | <3.1 | <3.1 | <3.1 | <136 | <6.8 | <136 | <6.8 | <6.8 | <6.8 | <6.8 | <6.8 | <13.6 | <6.8 | <6.8 | <6.8 | <6.8 | <6.8 | <6.8 | <6.8 | <6.8 | <27.2 | <68 | <6.8 | <6.8 | <6.8 | <6.8 | <6.8 | <6.8 | **5.7J** | **13.0** | <6.8 | **11.2J** | **7.1J** | **4.2J** |
| 92546658 | AC2 (0-2') _20210626 | NA | 06/26/2021 | <3.7 | <3.7 | <3.7 | **6.3** | **263** | <8.1 | <162 | <8.1 | <8.1 | <8.1 | <8.1 | <8.1 | <16.2 | <8.1 | <8.1 | <8.1 | <8.1 | <8.1 | **29.4** | <8.1 | **1,280** | <32.5 | <81.1 | <8.1 | <8.1 | <8.1 | <8.1 | <8.1 | <8.1 | **36.9** | <8.1 | <8.1 | **200** | **152** | **47.9** |
| 92546658 | AC2 (12-14') _20210626 | NA | 06/26/2021 | **485** | **258** | **111** | **854** | <593 | **812** | <593 | <29.7 | <29.7 | <29.7 | <29.7 | <29.7 | <59.3 | <29.7 | <29.7 | <29.7 | <29.7 | **52.3** | **7,040** | <29.7 | **958** | **718** | **599** | <29.7 | **3,230** | <29.7 | <29.7 | <29.7 | <29.7 | **15,000** | **19,600** | **5,760** | **37,300** | **26,100** | **11,100** |
| 92546658 | AC3 (0-2') _20210626 | NA | 06/26/2021 | <4.1 | <4.1 | <4.1 | **4.7** | <153 | <7.7 | <153 | <7.7 | <7.7 | <7.7 | <7.7 | <7.7 | <15.3 | <7.7 | <7.7 | <7.7 | <7.7 | <7.7 | <7.7 | <7.7 | <7.7 | <30.7 | <76.7 | <7.7 | <7.7 | <7.7 | <7.7 | <7.7 | <7.7 | <7.7 | <7.7 | <7.7 | <15.3 | <15.3 | <7.7 |
| 92546658 | AC3 (8-10') _20210626 | NA | 06/26/2021 | <4.1 | <4.1 | <4.1 | <4.1 | <153 | <7.7 | <153 | <7.7 | <7.7 | <7.7 | <7.7 | <7.7 | <15.3 | <7.7 | <7.7 | <7.7 | <7.7 | <7.7 | <7.7 | <7.7 | **352** | <30.7 | <76.7 | <7.7 | <7.7 | <7.7 | <7.7 | <7.7 | <7.7 | **18.7** | **22.9** | <7.7 | **70.1** | **46.3** | **23.8** |
| 92546969 | AC4 (0-2) _20210628 | NA | 06/28/2021 | <5.1 | <5.1 | <5.1 | <5.1 | <198 | <9.9 | <198 | <9.9 | <9.9 | <9.9 | <9.9 | <9.9 | <19.8 | <9.9 | <9.9 | <9.9 | <9.9 | <9.9 | <9.9 | <9.9 | <9.9 | <39.5 | <98.9 | <9.9 | <9.9 | <9.9 | <9.9 | <9.9 | <9.9 | **11** | <9.9 | <9.9 | <19.8 | <19.8 | <9.9 |
| 92546969 | AC4 (10-12) _20210628 | NA | 06/28/2021 | **2,350** | **904** | **337** | **3,600** | **24,900** | **8,520** | <7,250 | <362 | <362 | <362 | <362 | <362 | <725 | <362 | <362 | <362 | <362 | <362 | **68,900** | <362 | <362 | <1,450 | **5,720** | <362 | **15,600** | <362 | <362 | <362 | <362 | **183,000** | **137,000** | **41,500** | **342,000** | **246,000** | **95,300** |
| 92546969 | AC4 (24-26) _20210628 | NA | 06/28/2021 | **4,070** | **1,010** | **466** | **5,550** | **20,500** | **13,900** | <6,320 | <316 | <316 | <316 | <316 | <316 | <632 | <316 | <316 | <316 | <316 | **685** | **56,400** | <316 | <316 | <1,260 | **3,810** | <316 | **12,000** | <316 | <316 | <316 | <316 | **171,000** | **107,000** | **32,000** | **276,000** | **199,000** | **77,600** |
| 92546969 | AC5 0-2_20210628 | NA | 06/28/2021 | **33.4** | **26.6** | **7.4** | **67.4** | **3,350** | **364** | **471** | <7.8 | <7.8 | <7.8 | <7.8 | <7.8 | <15.6 | <7.8 | <7.8 | <7.8 | <7.8 | **115** | **591** | <7.8 | **315** | <31.2 | <78 | <7.8 | **160** | <7.8 | <7.8 | <7.8 | <7.8 | **1,330** | **1,070** | <7.8 | **4,570** | **3,180** | **1,390** |
| 92546969 | AC5 14-16_20210628 | NA | 06/28/2021 | **21,200** | **6,260** | **1,640** | **29,100** | <17,900 | **70,200** | <17,900 | <893 | <893 | <893 | <893 | <893 | <1790 | <893 | <893 | <893 | <893 | **5,440** | **298,000** | <893 | **19,300** | <3,570 | <8,930 | <893 | **41,300** | <893 | <893 | <893 | <893 | **693,000** | **387,000** | **114,000** | **1,530,000** | **1,090,000** | **438,000** |
| 92546969 | AC5 26-28_20210628 | NA | 06/28/2021 | **10,600** | **3,750** | **1,170** | **15,500** | <12,200 | **29,400** | <12,200 | <610 | <610 | <610 | <610 | <610 | <1220 | <610 | <610 | <610 | <610 | **1,660** | **142,000** | <610 | **9,410** | <2,440 | <6,100 | <610 | **24,000** | <610 | <610 | <610 | <610 | **361,000** | **215,000** | **62,900** | **723,000** | **517,000** | **206,000** |
| 92546969 | AC6 0-2_20210628 | NA | 06/28/2021 | **4.9** | <4.5 | <4.5 | **8.7** | <170 | <8.5 | <170 | <8.5 | <8.5 | <8.5 | <8.5 | <8.5 | <17 | <8.5 | <8.5 | <8.5 | <8.5 | <8.5 | <8.5 | <8.5 | **9** | <33.9 | <84.8 | <8.5 | <8.5 | <8.5 | <8.5 | <8.5 | <8.5 | **16** | <8.5 | <8.5 | <17 | <17 | <8.5 |
| 92546969 | AC6 10-12_20210628 | NA | 06/28/2021 | **6,370** | **2,470** | **1,090** | **9,920** | **15,800** | **19,500** | <7,380 | <369 | <369 | <369 | <369 | <369 | <738 | <369 | <369 | <369 | <369 | <369 | **123,000** | **11,700** | <369 | **4,700** | **10,300** | <369 | **29,100** | <369 | <369 | <369 | <369 | **314,000** | **262,000** | **78,500** | **604,000** | **432,000** | **172,000** |
| 92546969 | AC6 36-38_20210628* | NA | 06/28/2021 | **12,000** | **3,240** | **1,370** | **16,700** | <17,900 | **51,500** | <17,900 | <893 | <893 | <893 | <893 | <893 | <1790 | <893 | <893 | <893 | <893 | <893 | **115,000** | **9,030** | **7,760** | <3,570 | <8,930 | <893 | **23,800** | **33,300** | <893 | <893 | <893 | **433,000** | **183,000** | **52,600** | **564,000** | **406,000** | **158,000** |
| 92546969 | AC7 0-2_20210628 | NA | 06/28/2021 | <5.7 | <5.7 | <5.7 | **9.1** | <190 | <9.5 | <190 | <9.5 | <9.5 | <9.5 | <9.5 | <9.5 | <19 | <9.5 | <9.5 | <9.5 | <9.5 | <9.5 | **21.1** | <9.5 | <9.5 | <38.1 | <95.2 | <9.5 | <9.5 | **5.2J** | <9.5 | <9.5 | <9.5 | **174** | **14.5** | <9.5 | **101** | **81.6** | **19.7** |
| 92546969 | AC7 20-22_20210628 | NA | 06/28/2021 | **64.1** | **17.4** | **6.1** | **87.7** | **149** | **182** | <132 | <6.6 | <6.6 | <6.6 | **7.1** | <6.6 | <13.2 | <6.6 | <6.6 | <6.6 | <6.6 | **35.8** | **1,590** | <6.6 | <6.6 | <26.4 | <66 | <6.6 | **1,040** | <6.6 | <6.6 | <6.6 | <6.6 | **2,620** | **6,340** | **1,810** | **8,710** | **6,070** | **2,640** |
| 92546969 | AC7 42-44_20210628* | NA | 06/28/2021 | **50.1** | **9.3** | **4.0** | **63.4** | **91.8J** | **624** | <123 | <6.2 | <6.2 | <6.2 | <6.2 | <6.2 | <12.3 | <6.2 | <6.2 | <6.2 | <6.2 | **111** | **401** | <6.2 | <6.2 | <24.6 | <61.6 | **55.7** | **194** | <6.2 | <6.2 | <6.2 | <6.2 | **2,110** | **805** | **232** | **2,040** | **1,430** | **619** |
| 92547162 | AS-21 (18-20) _20210630 | NA | 06/30/2021 | **14.1** | **7.3** | <4.4 | **22.9** | <156 | <7.8 | <156 | <7.8 | <7.8 | <7.8 | <7.8 | <7.8 | <15.6 | <7.8 | <7.8 | <7.8 | <7.8 | <7.8 | <7.8 | <7.8 | <7.8 | <31.2 | <77.9 | <7.8 | <7.8 | <7.8 | <7.8 | <7.8 | <7.8 | <7.8 | <7.8 | <7.8 | <15.6 | <15.6 | <7.8 |
| 92547162 | AS-22 (18-20) _20210630 | NA | 06/30/2021 | <4.9 | <4.9 | <4.9 | **6.8** | <168 | <8.4 | <168 | <8.4 | <8.4 | <8.4 | <8.4 | <8.4 | <16.8 | <8.4 | <8.4 | <8.4 | <8.4 | <8.4 | <8.4 | <8.4 | <8.4 | <33.6 | <84.1 | <8.4 | <8.4 | <8.4 | <8.4 | <8.4 | <8.4 | <8.4 | <8.4 | <8.4 | <16.8 | <16.8 | <8.4 |
| 92543943 | BB2(40-42') _20210610* | NA | 06/10/2021 | **12,100** | **9,720** | **2,860** | **21,800** | <7,170 | **4,750** | <7,170 | **10,000** | <359 | <359 | <359 | <359 | <717 | <359 | <359 | <359 | <359 | **669** | **66,600** | **8,220** | **9,330** | <1,430 | <3,590 | <359 | **27,400** | <359 | <359 | <359 | <359 | **125,000** | **216,000** | **52,200** | **393,000** | **271,000** | **122,000** |
| 92546505 | BC-4 0-2_20210624 | NA | 06/24/2021 | <0.85 | <0.85 | <0.85 | <0.85 | <158 | <7.9 | <158 | <7.9 | <7.9 | <7.9 | <7.9 | <7.9 | <15.8 | <7.9 | <7.9 | <7.9 | <7.9 | <7.9 | <7.9 | <7.9 | <7.9 | <31.5 | <78.8 | <7.9 | <7.9 | <7.9 | <7.9 | <7.9 | <7.9 | **14.8** | <7.9 | <7.9 | <15.8 | <15.8 | <7.9 |
| 92546505 | BC-4 18-20_20210624 | NA | 06/24/2021 | <3.8 | <3.8 | <3.8 | <3.8 | <151 | <7.5 | <151 | <7.5 | <7.5 | <7.5 | <7.5 | <7.5 | <15.1 | <7.5 | <7.5 | <7.5 | <7.5 | <7.5 | <7.5 | <7.5 | <7.5 | <30.1 | <75.3 | <7.5 | <7.5 | <7.5 | <7.5 | <7.5 | <7.5 | **15.8** | <7.5 | <7.5 | <15.1 | <15.1 | <7.5 |
| 92546505 | BC-5 0-2_20210624 | NA | 06/24/2021 | <3.2 | <3.2 | <3.2 | <3.2 | <126 | <6.3 | <126 | <6.3 | <6.3 | <6.3 | <6.3 | <6.3 | <12.6 | <6.3 | <6.3 | <6.3 | <6.3 | <6.3 | <6.3 | <6.3 | <6.3 | <25.2 | <63.1 | <6.3 | <6.3 | <6.3 | <6.3 | <6.3 | <6.3 | **25.3** | <6.3 | <6.3 | <12.6 | <12.6 | <6.3 |
| 92546505 | BC-5 14-16_20210624 | NA | 06/24/2021 | <3.7 | <3.7 | <3.7 | <3.7 | <151 | **4.6J** | <151 | <7.5 | <7.5 | <7.5 | <7.5 | <7.5 | <15.1 | <7.5 | <7.5 | <7.5 | <7.5 | <7.5 | <7.5 | <7.5 | <7.5 | <30.1 | <75.3 | <7.5 | <7.5 | <7.5 | <7.5 | <7.5 | <7.5 | **20.0** | <7.5 | <7.5 | <15.1 | <15.1 | <7.5 |
| 92546505 | BC-6 0-2_20210624 | NA | 06/24/2021 | <3.8 | <3.8 | <3.8 | <3.8 | <148 | <7.4 | <148 | <7.4 | <7.4 | <7.4 | <7.4 | <7.4 | <14.8 | <7.4 | <7.4 | <7.4 | <7.4 | <7.4 | <7.4 | <7.4 | <7.4 | <29.5 | <73.8 | <7.4 | <7.4 | <7.4 | <7.4 | <7.4 | <7.4 | **33.9** | <7.4 | <7.4 | <14.8 | <14.8 | <7.4 |
| 92546505 | BC-6 12-14_20210624 | NA | 06/24/2021 | <3.6 | <3.6 | <3.6 | <3.6 | <149 | <7.5 | <149 | <7.5 | <7.5 | <7.5 | <7.5 | <7.5 | <14.9 | <7.5 | <7.5 | <7.5 | <7.5 | <7.5 | <7.5 | <7.5 | <7.5 | <29.8 | <74.6 | <7.5 | <7.5 | <7.5 | <7.5 | <7.5 | <7.5 | **23.8** | <7.5 | <7.5 | <14.9 | <14.9 | <7.5 |
| 92546505 | BC-6 20-22_20210624 | NA | 06/24/2021 | **12.2** | **9.4** | **3.9** | **25.5** | **672** | **28.5** | **353** | <7.3 | <7.3 | <7.3 | <7.3 | <7.3 | <14.5 | <7.3 | <7.3 | <7.3 | <7.3 | **7.3** | **79.0** | <7.3 | **23.6** | <29.1 | <72.7 | <7.3 | **307** | <7.3 | <7.3 | <7.3 | <7.3 | **271** | **370** | <7.3 | **508** | **320** | **188** |
| 92546505 | BC-7 0-2_20210624 | NA | 06/24/2021 | <3.2 | <3.2 | <3.2 | <3.2 | <141 | <7.1 | <141 | <7.1 | <7.1 | <7.1 | <7.1 | <7.1 | <14.1 | <7.1 | <7.1 | <7.1 | <7.1 | <7.1 | <7.1 | <7.1 | <7.1 | <28.3 | <70.7 | <7.1 | <7.1 | <7.1 | <7.1 | <7.1 | <7.1 | **36.5** | <7.1 | <7.1 | <14.1 | <14.1 | <7.1 |
| 92546505 | BC-7 18-20_20210624 | NA | 06/24/2021 | <4.2 | <4.2 | <4.2 | <4.2 | <161 | **68.8** | <161 | <8.0 | <8.0 | <8.0 | <8.0 | <8.0 | <16.1 | <8.0 | <8.0 | <8.0 | <8.0 | <8.0 | **37.5** | <8.0 | <8.0 | <32.1 | <80.3 | <8.0 | <8.0 | **4.7J** | <8.0 | <8.0 | <8.0 | **433** | **11.3** | <8.0 | **161** | **133** | **28.4** |
| 92546505 | BC-7 20-22_20210624 | NA | 06/24/2021 | <3.5 | <3.5 | <3.5 | <3.5 | **324** | **6.1J** | **177** | <7.0 | <7.0 | <7.0 | <7.0 | <7.0 | <14.0 | <7.0 | <7.0 | <7.0 | <7.0 | <7.0 | **14.8** | <7.0 | <7.0 | <28.2 | <70.5 | <7.0 | **288** | <7.0 | <7.0 | <7.0 | <7.0 | **84.7** | **88.7** | **21.7** | **105** | **75.7** | **28.9** |
| 92546505 | BC-7 24-26_20210624 | NA | 06/24/2021 | **2,830** | **1,780** | **924** | **5,540** | **5,920J** | **6,980** | <6,920 | **12,100** | <346 | <346 | **237J** | <346 | <692 | <346 | <346 | <346 | <346 | <346 | **92,100** | <346 | **10,300** | <1,380 | <3,460 | <346 | **25,400** | <346 | <346 | <346 | <346 | **189,000** | **237,000** | **69,800** | **489,000** | **347,000** | **142,000** |
| 92547126 | AA9(0-2) _20210629 | NA | 06/29/2021 | <8.4 | <8.4 | <8.4 | <8.4 | <177 | <8.8 | <177 | <8.8 | <8.8 | <8.8 | <8.8 | <8.8 | <17.7 | <8.8 | <8.8 | <8.8 | <8.8 | <8.8 | <8.8 | <8.8 | **10.5** | <35.3 | <88.3 | <8.8 | <8.8 | <8.8 | <8.8 | <8.8 | <8.8 | **6.2J** | <8.8 | <8.8 | <17.7 | <17.7 | <8.8 |
| 92547126 | AA9(24-26) _20210629 | NA | 06/29/2021 | **1,220** | **557** | **241** | **2,020** | **4,320** | **5,550** | <3,230 | **3,050** | <162 | <162 | <162 | <162 | <323 | <162 | <162 | <162 | <162 | <162 | **31,600** | **3,070** | **2,740** | <647 | **2,130** | <162 | **8,220** | **11,900** | <162 | <162 | <162 | **83,600** | **66,300** | **19,200** | **158,000** | **113,000** | **45,600** |
| 92547126 | AA9(34-35) _20210629* | NA | 06/29/2021 | **9,480** | **2,480** | **875** | **12,800** | **29,700** | **22,800** | <5,600 | **7,970** | <280 | <280 | **234J** | <280 | <560 | <280 | <280 | <280 | <280 | **785** | **89,500** | **7,660** | **6,970** | <1,120 | **6,960** | <280 | **17,700** | **30,700** | <280 | <280 | <280 | **277,000** | **165,000** | **49,200** | **429,000** | **309,000** | **120,000** |
| 92544467 | AA4 (0-2') _20210615 | NA | 06/15/2021 | **21.0** | **12.1** | <3.6 | **33.1** | **1,160** | **275** | <141 | <7.1 | <7.1 | <7.1 | <7.1 | <7.1 | <14.1 | <7.1 | <7.1 | <7.1 | <7.1 | **17.1** | **182** | **19.6** | **45.7** | <28.2 | <70.5 | <7.1 | <7.1 | <7.1 | <7.1 | <7.1 | <7.1 | **679** | **125** | **52.9** | **1,380** | **920** | **460** |
| 92544467 | AA4 (10-12') _20210615 | NA | 06/15/2021 | **5,610** | **3,800** | **1,390** | **9,410** | **12,000J** | **33,600** | <18,300 | **15,800** | <917 | <917 | <917 | <917 | <1830 | <917 | <917 | <917 | <917 | <917 | **177,000** | **15,400** | **13,900** | <3,670 | <9,170 | <917 | **41,000** | <917 | <917 | <917 | <917 | **524,000** | **324,000** | **95,700** | **881,000** | **632,000** | **250,000** |
| 92544467 | AA5 (0-2') _20210615 | NA | 06/15/2021 | **18.5** | **6.9** | <4.7 | **25.4** | **1,800** | **814** | **658** | <7.7 | <7.7 | <7.7 | <7.7 | <7.7 | <15.5 | <7.7 | <7.7 | <7.7 | <7.7 | **12.6** | **146** | **4.8J** | <7.7 | <31 | <77.4 | <7.7 | <7.7 | **30.3** | <7.7 | <7.7 | <7.7 | **1,890** | **42.4** | <7.7 | **733** | **505** | **228** |
| 92544467 | AA5 (18-20') _20210615 | NA | 06/15/2021 | **263** | **377** | **145** | **640** | **1,910** | **1,000** | <1,070 | <53.6 | <53.6 | <53.6 | **79.5** | <53.6 | <107 | <53.6 | <53.6 | <53.6 | <53.6 | **773** | **20,700** | <53.6 | <53.6 | <215 | <536 | <53.6 | **7,430** | <53.6 | <53.6 | <53.6 | <53.6 | **22,600** | **36,700** | **10,600** | **119,000** | **83,200** | **35,800** |
| 92544467 | AA5 (6-8') _20210615 | NA | 06/15/2021 | **4,470** | **2,230** | **711** | **6,700** | **10,400J** | **32,300** | <11,200 | **9,120** | <558 | <558 | <558 | <558 | <1120 | <558 | <558 | <558 | <558 | <558 | **137,000** | **10,800** | **9,250** | <2,230 | <5,580 | <558 | **20,600** | <558 | <558 | <558 | <558 | **426,000** | **200,000** | <558 | **683,000** | **486,000** | **197,000** |
| 92544467 | AB3 (0-2') _20210615 | NA | 06/15/2021 | **4.7** | **5.7** | <3.6 | **10.4** | <126 | <6.3 | <126 | <6.3 | <6.3 | <6.3 | <6.3 | <6.3 | <12.6 | <6.3 | <6.3 | <6.3 | <6.3 | <6.3 | <6.3 | <6.3 | <6.3 | <25.2 | <63 | <6.3 | <6.3 | <6.3 | <6.3 | <6.3 | <6.3 | **8.2** | <6.3 | <6.3 | **8.0J** | **8.0J** | <6.3 |
| 92544467 | AB3 (22-24') _20210615 | NA | 06/15/2021 | **17,300** | **6,050** | **1,740** | **23,300** | **6,670J** | **42,900** | <11,500 | **11,800** | <577 | <577 | <577 | <577 | <1150 | <577 | <577 | <577 | 

# Table 2
## Summary of Delineation Soil Sampling Results

Colonial Pipeline Company
2020-L1-SR2448
Huntersville, North Carolina

| Lab Report | Sample ID | Well ID | Sample Date | MADEP VPH (mg/kg) | | | | Volatile Organic Compounds (EPA 8260D) (µg/kg) | | | | | | | | | | | | | | | | | | | | | | | | | | | | | |
|---|---|---|---|---|---|---|---|---|---|---|---|---|---|---|---|---|---|---|---|---|---|---|---|---|---|---|---|---|---|---|---|---|---|---|---|---|---|
| | | | | Aliphatic (C05-C08) | Aliphatic (C09-C12) | Aromatic (C09-C10), Unadjusted | Total VPH | Acetone | Benzene | 2-Butanone (MEK) | n-Butylbenzene | sec-Butylbenzene | tert-Butylbenzene | Chlorobenzene | Chloroform | Chloromethane | 2-Chlorotoluene | 4-Chlorotoluene | 1,1-Dichloroethane | 1,2-Dichloroethane | Diisopropyl ether | Ethylbenzene | Isopropylbenzene (Cumene) | p-Isopropyltoluene | Methylene Chloride | 4-Methyl-2-pentanone (MIBK) | Methyl-tert-butyl ether | Naphthalene | n-Propylbenzene | Styrene | 1,1,1,2-Tetrachloroethane | Tetrachloroethene | Toluene | 1,2,4-Trimethylbenzene | 1,3,5-Trimethylbenzene | Xylene (Total) | m&p-Xylene | o-Xylene |
| **Soil-to-Water MSCCs** | | | | **68** | **540** | **31** | **NE** | **24,000** | **7.2** | **16,000** | **2,400** | **2,200** | **1,700** | **440** | **340** | **14** | **NE** | **280** | **30** | **1.9** | **320** | **8,000** | **1,300** | **120** | **23** | **420** | **85** | **200** | **1,400** | **900** | **4** | **5.0** | **5,400** | **6,600** | **6,600** | **6,000** | **NE** | **NE** |
| **Residential MSCCs** | | | | **625** | **1,560** | **469** | **NE** | **14,000,000** | **12,000** | **9,380,000** | **782,000** | **1,560,000** | **1,560,000** | **312,000** | **21,000** | **51,000** | **NE** | **312,000** | **116,000** | **7,290** | **NE** | **60,300** | **1,560,000** | **1,560,000** | **93,800** | **1,250,000** | **156,000** | **5,500** | **1,560,000** | **3,120,000** | **25,200** | **93,800** | **1,250,000** | **156,000** | **156,000** | **3,120,000** | **NE** | **NE** |
| **Industrial / Commercial MSCCs** | | | | **9,340** | **23,300** | **7,000** | **NE** | **210,000,000** | **59,400** | **140,000,000** | **11,600,000** | **23,300,000** | **23,300,000** | **4,670,000** | **105,000** | **251,000** | **NE** | **4,670,000** | **573,000** | **35,900** | **2,330,000** | **297,000** | **23,300,000** | **23,300,000** | **1,400,000** | **18,600,000** | **1,810,000** | **27,000** | **23,300,000** | **46,700,000** | **125,000** | **1,400,000** | **18,600,000** | **2,330,000** | **2,330,000** | **46,700,000** | **NE** | **NE** |
| 92547126 | AC9(0-2)_20210629 | NA | 06/29/2021 | <4.2 | <4.2 | <4.2 | <4.2 | <177 | <8.8 | <177 | <8.8 | <8.8 | <8.8 | <8.8 | <8.8 | <17.7 | <8.8 | <8.8 | <8.8 | <8.8 | <8.8 | <8.8 | <8.8 | <35.3 | <88.4 | <8.8 | <8.8 | <8.8 | <8.8 | <8.8 | <8.8 | **4.7J** | <8.8 | <8.8 | <17.7 | <17.7 | <8.8 |
| 92547126 | AC9(24-26)_20210629 | NA | 06/29/2021 | <3.2 | <3.2 | <3.2 | <3.2 | **164** | **31.2** | <134 | <6.7 | <6.7 | <6.7 | <6.7 | <6.7 | <13.4 | <6.7 | <6.7 | <6.7 | <6.7 | **8.6** | **6.7J** | <6.7 | <6.7 | <26.9 | <67.2 | <6.7 | **14.6** | <6.7 | <6.7 | <6.7 | <6.7 | **84.8** | **18.1** | **5.2J** | **52.1** | **33.5** | **18.6** |
| 92547126 | AC9(26-28)_20210629 | NA | 06/29/2021 | **8.6** | **7.9** | <3.1 | **19.4** | **143** | **69.9** | <112 | <5.6 | <5.6 | <5.6 | <5.6 | <5.6 | <11.2 | <5.6 | <5.6 | <5.6 | <5.6 | **19.4** | **177** | <5.6 | <5.6 | <22.5 | <56.2 | **4.9J** | **285** | <5.6 | <5.6 | <5.6 | <5.6 | **543** | **695** | **202** | **936** | **630** | **305** |
| 92548472 | AAO (22-24)_20210707 | NA | 07/07/2021 | <3.3 | <3.3 | <3.3 | <3.3 | <137 | **14.1** | <137 | <6.8 | <6.8 | <6.8 | <6.8 | <6.8 | <13.7 | <6.8 | <6.8 | <6.8 | <6.8 | <6.8 | **3.8J** | <6.8 | <6.8 | <27.4 | <68.4 | <6.8 | <6.8 | <6.8 | <6.8 | <6.8 | <6.8 | **32.1** | **22.8** | <6.8 | **25.2** | **19.5** | **5.7J** |
| 92548472 | AAO (40-42)_20210707* | NA | 07/07/2021 | **7.2** | <3.6 | <3.6 | **9.6** | <149 | **188** | <149 | <7.5 | <7.5 | <7.5 | <7.5 | <7.5 | <14.9 | <7.5 | <7.5 | <7.5 | <7.5 | **40.4** | **82.8** | **4.1J** | <7.5 | <29.9 | <74.7 | **14.8** | **18.0** | <7.5 | **4.7J** | <7.5 | <7.5 | **636** | **64.7** | <7.5 | **447** | **298** | **148** |
| 92548472 | AAO (0-2)_20210707 | NA | 07/07/2021 | <4.2 | <4.2 | <4.2 | <4.2 | <174 | <8.7 | <174 | **87.1** | <8.7 | <8.7 | <8.7 | <8.7 | <17.4 | <8.7 | <8.7 | <8.7 | <8.7 | <8.7 | <8.7 | **251** | <34.7 | <86.8 | <8.7 | <8.7 | **9.9** | <8.7 | <8.7 | **10.9J** | **10.9J** | <8.7 | | | |
| 92548472 | ABO (0-2)_20210707 | NA | 07/07/2021 | <4.3 | **8.3** | **12.2** | **22.3** | <172 | **6.6J** | <172 | <8.6 | <8.6 | <8.6 | <8.6 | <8.6 | <17.2 | <8.6 | <8.6 | <8.6 | <8.6 | <8.6 | **11.1** | <8.6 | **6.6J** | <34.5 | <86.2 | <8.6 | **6.2J** | <8.6 | <8.6 | <8.6 | <8.6 | **68.0** | **16.4** | <8.6 | **72.4** | **54.4** | **18.0** |
| 92548472 | ABO (24-26)_20210707 | NA | 07/07/2021 | <3 | <3 | <3 | **3.5** | <130 | **9.7** | <130 | <6.5 | <6.5 | <6.5 | <6.5 | <6.5 | <13 | <6.5 | <6.5 | <6.5 | <6.5 | **4.8J** | **8.7** | <6.5 | <6.5 | <26 | <64.9 | <6.5 | <6.5 | <6.5 | <6.5 | <6.5 | <6.5 | **58.4** | **10.8** | <6.5 | **60.4** | **42.1** | **18.3** |
| 92548472 | ABO (26-28)_20210707 | NA | 07/07/2021 | <3 | <3 | <3 | **3.9** | <119 | **37.3** | <119 | <6 | <6 | <6 | <6 | <6 | <11.9 | <6 | <6 | <6 | <6 | **18.2** | **40.2** | <6 | **4.5J** | <23.9 | <59.7 | <6 | **21.9** | <6 | <6 | <6 | <6 | **197** | **60.5** | <6 | **226** | **148** | **78.3** |
| 92548472 | ABO (40-42)_20210707* | NA | 07/07/2021 | **8,580** | **2,760** | **939** | **12,300** | <4,740 | **15,200** | <4,740 | **7,760** | <237 | <237 | <237 | <237 | <474 | <237 | <237 | <237 | <237 | **1,030** | **81,100** | <237 | **6,590** | <948 | **6,810** | <237 | **16,600** | <237 | **3,460** | **685** | <237 | **211,000** | **140,000** | **40,300** | **412,000** | **292,000** | **121,000** |
| 92548472 | ACO (0-2)_20210707 | NA | 07/07/2021 | <3.3 | <3.3 | <3.3 | **6.3** | <129 | <6.4 | <129 | <6.4 | <6.4 | <6.4 | <6.4 | <6.4 | <12.9 | <6.4 | <6.4 | <6.4 | <6.4 | <6.4 | <6.4 | <6.4 | **19.9** | <25.8 | <64.4 | <6.4 | <6.4 | <6.4 | <6.4 | <6.4 | <6.4 | <6.4 | <6.4 | <12.9 | <12.9 | <6.4 |
| 92548472 | ACO (24-26)_20210707 | NA | 07/07/2021 | <3.2 | <3.2 | <3.2 | <3.2 | <124 | **3.7J** | <124 | <6.2 | <6.2 | <6.2 | <6.2 | <6.2 | <12.4 | <6.2 | <6.2 | <6.2 | <6.2 | <6.2 | <6.2 | <6.2 | <6.2 | <24.8 | <61.9 | <6.2 | **3.8J** | <6.2 | <6.2 | <6.2 | <6.2 | **10.5** | **3.7J** | <6.2 | <12.4 | <12.4 | <6.2 |
| 92548472 | ACO (28-29)_20210707 | NA | 07/07/2021 | **162** | **326** | **143** | **631** | <1,580 | **190** | <1,580 | **2,780** | <79.2 | <79.2 | <79.2 | <79.2 | <158 | <79.2 | <79.2 | <79.2 | **69.2J** | <79.2 | **10,600** | <79.2 | **2,540** | **622** | <792 | <79.2 | **7,010** | <79.2 | **1,130** | <79.2 | <79.2 | **8,530** | **44,400** | <79.2 | **64,900** | **43,100** | **21,800** |
| 92548816 | ACA (0-2')_20210708 | NA | 07/08/2021 | <4 | **17.4** | **23.1** | **43.4** | <117 | <5.8 | <117 | <5.8 | <5.8 | <5.8 | <5.8 | <5.8 | <11.7 | <5.8 | <5.8 | <5.8 | <5.8 | <5.8 | <5.8 | <5.8 | **25.0** | <23.3 | <58.3 | <5.8 | <5.8 | <5.8 | <5.8 | <5.8 | <5.8 | <5.8 | <5.8 | <11.7 | <11.7 | <5.8 |
| 92548816 | ACA (20-22')_20210708 | NA | 07/08/2021 | <2.9 | <2.9 | <2.9 | <2.9 | <105 | **17.6** | <105 | <5.3 | <5.3 | <5.3 | <5.3 | <5.3 | <10.5 | <5.3 | <5.3 | <5.3 | <5.3 | **42.3** | **5.1J** | <5.3 | <5.3 | <21.1 | <52.6 | **14.6** | <5.3 | <5.3 | <5.3 | <5.3 | <5.3 | **48.5** | **5.7** | <5.3 | **25.8** | **18** | **7** |
| 92548816 | ACA (42-44')_20210708* | NA | 07/08/2021 | **26.0** | **9.3** | <2.9 | **37.8** | <116 | **291** | **211** | **159** | <5.8 | <5.8 | <5.8 | <5.8 | <11.6 | <5.8 | <5.8 | **5.6J** | <5.8 | **101** | **1,460** | **135** | **143** | <23.2 | **86** | <5.8 | **427** | <5.8 | **65.9** | <5.8 | <5.8 | **2,930** | **2,890** | <5.8 | **7,830** | **5,490** | **2,340** |
| 92548816 | AD4 (0-2')_20210708 | NA | 07/08/2021 | <4.2 | <4.2 | <4.2 | <4.2 | <165 | <8.2 | <165 | <8.2 | <8.2 | <8.2 | <8.2 | <8.2 | <16.5 | <8.2 | <8.2 | <8.2 | <8.2 | <8.2 | <8.2 | **9.1** | <33 | <82.4 | <8.2 | <8.2 | <8.2 | <8.2 | <8.2 | <8.2 | <8.2 | <8.2 | <8.2 | <16.5 | <16.5 | <8.2 |
| 92548816 | AD4 (22-24')_20210708 | NA | 07/08/2021 | **11,600** | **3,140** | **1,130** | **15,900** | <12,900 | **29,300** | <12,900 | <644 | <644 | <644 | <644 | <644 | <1290 | <644 | <644 | <644 | <644 | <644 | **130,000** | **10,600** | **10,100** | <2,580 | **9,090** | <644 | **24,600** | <644 | **5,080** | <644 | <644 | **397,000** | **243,000** | **72,500** | **625,000** | **451,000** | **174,000** |
| 92548816 | AD4 (36-38.5')_20210708* | NA | 07/08/2021 | **9.6** | **3.5** | <3.4 | **13.8** | **191** | **384** | **58.9J** | <6.2 | <6.2 | <6.2 | <6.2 | <6.2 | <12.3 | <6.2 | <6.2 | <6.2 | <6.2 | **110** | **185** | **16.0** | **15.9** | <24.6 | <61.5 | <6.2 | **159** | <6.2 | **9.7** | <6.2 | <6.2 | **1,190** | **339** | <6.2 | **1,000** | **676** | **327** |
| 92548816 | ADO (0-2')_20210708 | NA | 07/08/2021 | <4.3 | **8.4** | <4.3 | **15.4** | **68J** | <9.1 | <182 | <9.1 | <9.1 | <9.1 | <9.1 | <9.1 | <18.2 | <9.1 | <9.1 | <9.1 | <9.1 | <9.1 | <9.1 | <9.1 | **63.7** | <36.4 | <91 | <9.1 | **9.4** | <9.1 | <9.1 | <9.1 | <9.1 | **12.6** | **31.1** | <9.1 | **44.8** | **30.0** | **14.8** |
| 92548816 | ADO (20-22')_20210708 | NA | 07/08/2021 | <3.2 | <3.2 | <3.2 | <3.2 | <126 | **8.2** | <126 | <6.3 | <6.3 | <6.3 | <6.3 | <6.3 | <12.6 | <6.3 | <6.3 | <6.3 | <6.3 | **4.1J** | **7.9** | <6.3 | <6.3 | <25.2 | <63 | <6.3 | <6.3 | <6.3 | <6.3 | <6.3 | <6.3 | **36.2** | **5.7J** | <6.3 | **34.1** | **24.6** | **9.6** |
| 92548816 | ADO (44-46')_20210708* | NA | 07/08/2021 | **93.6** | **33.2** | **11.2** | **138** | <253 | **465** | <253 | <12.7 | <12.7 | <12.7 | <12.7 | <12.7 | <25.3 | <12.7 | <12.7 | <12.7 | <12.7 | **53.2** | **1,640** | **169** | **142** | **102** | <127 | <12.7 | **397** | **489** | **75** | <12.7 | <12.7 | **4,660** | **2,850** | **785** | **8,720** | **6,110** | **2,610** |
| 92548983 | AD1 (0-2')_20210709 | NA | 07/09/2021 | <3.8 | <3.8 | <3.8 | **5.0** | <158 | <7.9 | <158 | <7.9 | <7.9 | <7.9 | <7.9 | <7.9 | <15.8 | <7.9 | <7.9 | <7.9 | <7.9 | <7.9 | **7.9** | <7.9 | **55.6** | <31.6 | <78.9 | <7.9 | **5.3J** | <7.9 | **14.4** | <7.9 | <7.9 | **27.8** | **15.6** | <7.9 | **61.5** | **48.5** | **13.0** |
| 92548983 | AD1 (16-18')_20210709 | NA | 07/09/2021 | **177** | **557** | **323** | **1,060** | **1,180J** | <175 | <3,490 | **5,300** | <175 | <175 | <175 | <175 | <349 | <175 | <175 | <175 | <175 | <175 | **15,000** | **3,080** | **4,350** | **2,240** | **1,440J** | <175 | **12,900** | <175 | **1,040** | <175 | <175 | **3,920** | **83,900** | **24,500** | **106,000** | **69,400** | **36,600** |
| 92548983 | AD1 (44-46')_20210709* | NA | 07/09/2021 | **6,020** | **1,820** | **665** | **8,500** | <5,170 | **20,900** | <5,170 | **5,650** | <258 | <258 | <258 | <258 | <517 | <258 | <258 | <258 | <258 | **1,320** | **73,500** | **5,630** | **5,380** | <1,030 | **4,140** | <258 | **13,900** | **21,000** | **3,000** | <258 | <258 | **212,000** | **115,000** | **32,600** | **372,000** | **264,000** | **108,000** |
| 92548983 | AD2 (0-2')_20210709 | NA | 07/09/2021 | <4.6 | <4.6 | <4.6 | <4.6 | **112J** | <8.5 | <169 | <8.5 | <8.5 | <8.5 | <8.5 | <8.5 | <16.9 | <8.5 | <8.5 | <8.5 | <8.5 | **10.2** | <33.8 | <84.5 | **4.8J** | <8.5 | <8.5 | <8.5 | <8.5 | <8.5 | <8.5 | <8.5 | **23.0** | **7.3J** | <8.5 | **29.1** | **21.5** | **7.6J** |
| 92548983 | AD2 (18-20')_20210709* | NA | 07/09/2021 | **10,500** | **3,990** | **1,430** | **15,900** | <21,100 | **56,500** | <21,100 | **21,600** | <1,060 | <1,060 | <1,060 | <1060 | <2110 | <1,060 | <1,060 | <1,060 | <1,060 | **2,200** | **263,000** | **21,800** | **20,100** | **68,000** | **15,000** | <1,060 | **51,600** | <1,060 | **10,700** | <1,060 | <1,060 | **750,000** | **461,000** | <1,060 | **1,310,000** | **933,000** | **373,000** |
| 92548983 | AD2 (32-35')_20210709* | NA | 07/09/2021 | **17,300** | **4,350** | **1,390** | **23,100** | <25,900 | **62,300** | <25,900 | **16,800** | <1,290 | <1,290 | <1,290 | <1290 | <2590 | <1,290 | <1,290 | <1,290 | <1,290 | **2,990** | **224,000** | **16,100** | **14,300** | **79,800** | **10,200J** | <1,290 | **43,100** | **61,900** | **9,130** | <1,290 | <1,290 | **690,000** | **339,000** | **95,800** | **1,120,000** | **798,000** | **319,000** |
| 92548983 | AD3 (0-2')_20210709 | NA | 07/09/2021 | <3.5 | <3.5 | <3.5 | <3.5 | <134 | <6.7 | <134 | <6.7 | <6.7 | <6.7 | <6.7 | <6.7 | <13.4 | <6.7 | <6.7 | <6.7 | <6.7 | <6.7 | <6.7 | <6.7 | <6.7 | <26.8 | <66.9 | **3.5J** | <6.7 | <6.7 | <6.7 | <6.7 | <6.7 | **8.5** | <6.7 | <6.7 | <13.4 | <13.4 | <6.7 |
| 92548983 | AD3 (20-22')_20210709 | NA | 07/09/2021 | **14,300** | **3,600** | **1,500** | **19,400** | <37,100 | **107,000** | <37,100 | **24,500** | <1,860 | <1,860 | <1,860 | <1,860 | <1,860 | <1,860 | <1,860 | <1,860 | <1,860 | **4,820** | **273,000** | **20,500** | **19,300** | **131,000** | <18,600 | <1,860 | **70,200** | **87,200** | **11,000** | <1,860 | <1,860 | **1,080,000** | **533,000** | **148,000** | **1,330,000** | **949,000** | **384,000** |
| 92548983 | AD3 (36-38')_20210709* | NA | 07/09/2021 | **14,000** | **4,040** | **1,520** | **19,600** | <15,600 | **95,300** | <15,600 | **27,800** | <781 | <781 | **850** | <781 | **1540J** | <781 | <781 | <781 | <781 | **3,650** | **362,000** | **28,500** | **26,700** | **7,890** | **24,300** | <781 | **61,300** | <781 | **14,500** | <781 | <781 | **985,000** | **583,000** | **166,000** | **1,300,000** | **1,280,000** | **520,000** |
| 92548986 | AD1A (0-2')_20210710 | NA | 07/10/2021 | **11.9** | <3.4 | <3.4 | **13.8** | <137 | <6.8 | <137 | <6.8 | <6.8 | <6.8 | <6.8 | <6.8 | <13.7 | <6.8 | <6.8 | <6.8 | <6.8 | <6.8 | <6.8 | <6.8 | <6.8 | <27.4 | <68.4 | <6.8 | <6.8 | <6.8 | <6.8 | <6.8 | <6.8 | **9.2** | **12.9** | <6.8 | <13.7 | <13.7 | <6.8 |
| 92548986 | AD1A (22-24')_20210710 | NA | 07/10/2021 | **2,970** | **1,750** | **724** | **5,450** | <3,060 | **1,890** | <3,060 | **4,870** | <153 | <153 | <153 | <153 | <306 | <153 | <153 | <153 | <153 | **99.4J** | **32,900** | **3,690** | **4,330** | <612 | **3,310** | <153 | **12,000** | **14,400** | **1,470** | <153 | <153 | **56,600** | **86,900** | **25,000** | **173,000** | **119,000** | **53,600** |
| 92548986 | AD1A (40-42')_20210710* | NA | 07/10/2021 | **49.8** | **18.0** | **6.1** | **73.9** | <130 | **536** | **182** | <6.5 | <6.5 | <6.5 | <6.5 | <6.5 | <13 | <6.5 | <6.5 | <6.5 | <6.5 | **140** | **1,210** | **119** | **152** | <26 | **67.6** | **40.3** | **572** | <6.5 | **54.8** | <6.5 | <6.5 | **3,260** | **2,790** | **780** | **6,440** | **4,480** | **1,960** |
| 92548986 | AD5 (0-2')_20210710 | NA | 07/10/2021 | <3.3 | <3.3 | <3.3 | <3.3 | <161 | <8.1 | <161 | <8.1 | <8.1 | <8.1 | <8.1 | <8.1 | <16.1 | <8.1 | <8.1 | <8.1 | <8.1 | <8.1 | <8.1 | <8.1 | **91.4** | <32.2 | <80.6 | <8.1 | **9.7** | <8.1 | <8.1 | <8.1 | <8.1 | **7.8J** | **23.2** | <8.1 | **19.7** | **14.3J** | **5.4J** |
| 92548986 | AD5 (22-24')_20210710 | NA | 07/10/2021 | **99.7** | **45.6** | **21.2** | **167** | **111J** | **286** | <282 | **499** | <14.1 | <14.1 | <14.1 | <14.1 | <28.2 | <14.1 | <14.1 | <14.1 | <14.1 | **42.5** | **1,680** | **234** | **387** | <56.4 | **156** | **8.8J** | **1,670** | <14.1 | **83.2** | <14.1 | <14.1 | **3,200** | **6,930** | **2,080** | **9,110** | **6,210** | **2,890** |
| 92548986 | AD5 (34-36')_20210710* | NA | 07/10/2021 | **126** | **52.2** | **22.9** | **201** | **191** | **1,430** | **150** | <5.8 | <5.8 | <5.8 | <5.8 | <5.8 | <11.7 | <5.8 | <5.8 | <5.8 | <5.8 | **209** | **1,260** | <5.8 | <5.8 | <23.3 | **68.2** | <5.8 | **743** | **619** | <5.8 | <5.8 | <5.8 | **5,110** | **4,150** | **1,190** | **6,670** | **4,540** | **2,120** |
| 92548986 | AD6 (0-2')_20210710 | NA | 07/10/2021 | <3.4 | <3.4 | <3.4 | <3.4 | <149 | <7.5 | <149 | <7.5 | <7.5 | <7.5 | <7.5 | <7.5 | <14.9 | <7.5 | <7.5 | <7.5 | <7.5 | <7.5 | **7.4J** | <7.5 | **10.2** | <29.9 | <74.6 | <7.5 | <7.5 | <7.5 | <7.5 | <7.5 | <7.5 | **8.0** | **8.2** | <7.5 | **22.9** | **14.8J** | **8.1** |
| 92548986 | AD6 (24-26')_20210710 | NA | 07/10/2021 | **1,450** | **736** | **294** | **2,480** | **1,120J** | **3,010** | <3,110 | **4,480** | <155 | <155 | <155 | <155 | <311 | <155 | <155 | <155 | <155 | **113J** | **34,700** | **3,600** | **4,110** | <622 | **3,350** | <155 | **10,900** | **15,500** | **1,550** | <155 | <155 | **66,700** | **89,000** | **26,200** | **180,000** | **127,000** | **53,700** |
| 92548986 | AD6 (34-36')_20210710* | NA | 07/10/2021 | **34.9** | **9.4** | <2.8 | **45.8** | <115 | **261** | **37.4J** | <5.8 | <5.8 | <5.8 | <5.8 | <5.8 | <11.5 | <5.8 | <5.8 | <5.8 | <5.8 | **33.5** | **216** | <5.8 | **47.3** | <23.1 | <57.6 | **8.1** | **204** | <5.8 | <5.8 | <5.8 | <5.8 | **1,200** | **445** | <5.8 | **1,160** | **775** | **388** |
| 92548986 | AD7 (0-2')_20210710 | NA | 07/10/2021 | <3.5 | <3.5 | <3.5 | <3.5 | <141 | <7.1 | <141 | <7.1 | <7.1 | <7.1 | <7.1 | <7.1 | <14.1 | <7.1 | <7.1 | <7.1 | <7.1 | <7.1 | <7.1 | <7.1 | <7.1 | <28.2 | <70.6 | <7.1 | **8.3** | <7.1 | <7.1 | <7.1 | <7.1 | **15.9** | **8.4** | <7.1 | **25** | **19.4** | **5.6J** |
| 92548986 | AD7 (24-26')_20210710 | NA | 07/10/2021 | **11.5** | <3.2 | <3.2 | **12.7** | <126 | **43.9** | <126 | <6.3 | <6.3 | **31.7** | <6.3 | <6.3 | <12.6 | <6.3 | <6.3 | <6.3 | <6.3 | <6.3 | **14.3** | <6.3 | <6.3 | <25.3 | <63.2 | <6.3 | **8.1** | <6.3 | <6.3 | <6.3 | <6.3 | **139** | **23.7** | <6.3 | **83.9** | **53.4** | **30.5** |
| 92548986 | AD7 (28-30')_20210710* | NA | 07/10/2021 | **5,620** | **1,560** | **579** | **7,760** | <4,590 | **12,000** | <4,590 | **5,820** | <230 | <230 | <230 | <230 | <459 | <230 | <230 | <230 | <230 | **450** | **52,200** | **4,610** | <230 | <918 | **4,400** | <230 | **13,800** | <230 | **2,160** | <230 | <230 | **154,000** | **107,000** | **31,800** | **258,000** | **183,000** | **75,000** |
| 92548986 | AD8 (0-2')_20210710 | NA | 07/10/2021 | <3.1 | <3.1 | <3.1 | <3.1 | <121 | <6.1 | <121 | <6.1 | <6.1 | <6.1 | <6.1 | <6.1 | <12.1 | <6.1 | <6.1 | <6.1 | <6.1 | <6.1 | <6.1 | <6.1 | <6.1 | <24.3 | <60.7 | <6.1 | <6.1 | <6.1 | <6.1 | <6.1 | <6.1 | **13.8** | **3.4J** | <6.1 | **15.2** | **12.1J** | **3J** |
| 92548986 | AD8 (20-22')_20210710 | NA | 07/10/2021 | <3.4 | <3.4 | <3.4 | <3.4 | <138 | <6.9 | <138 | <6.9 | <6.9 | <6.9 | <6.9 | <6.9 | <13.8 | <6.9 | <6.9 | <6.9 | <6.9 | <6.9 | <6.9 | <6.9 | <6.9 | <27.6 | <68.9 | <6.9 | <6.9 | <6.9 | <6.9 | <6.9 | <6.9 | **13.2** | <6.9 | <6.9 | **10.8J** | **10.8J** | <6.9 |
| 92548986 | AD8 (36-38')_20210710* | NA | 07/10/2021 | <3.2 | <3.2 | <3.2 | <3.2 | <123 | **84.8** | <123 | <6.2 | <6.2 | <6.2 | <6.2 | <6.2 | <12.3 | <6.2 | <6.2 | <6.2 | <6.2 | **11.1** | **18.4** | <6.2 | <6.2 | <24.6 | <61.6 | **5.2J** | **7** | <6.2 | <6.2 | <6.2 | <6.2 | **238** | **14.5** | <6.2 | **115** | **76.9** | **38.3** |
| 92549238 | AD 9 (0-2')_20210712 | NA | 07/12/2021 | <4.1 | <4.1 | <4.1 | <4.1 | <153 | <7.7 | <153 | <7.7 | <7.7 | <7.7 | <7.7 | <7.7 | <15.3 | <7.7 | <7.7 | <7.7 | <7.7 | <7.7 | <7.7 | <7.7 | <7.7 | <30.7 | <76.7 | <7.7 | <7.7 | <7.7 | <7.7 | <7.7 | <7.7 | **9.1** | <7.7 | <7.7 | <15.3 | <15.3 | <7.7 |
| 92549238 | AD 9 (26-28')_20210712 | NA | 07/12/2021 | **51.5** | **10.2** | <3 | **61.7** | <123 | <6.1 | <123 | <6.1 | <6.1 | <6.1 | <6.1 | <6.1 | <12.3 | <6.1 | <6.1 | <6.1 | <6.1 | <6.1 | <6.1 | <6.1 | **137** | <24.5 | <61.3 | <6.1 | <6.1 | <6.1 | <6.1 | <6.1 | <6.1 | **7.8** | <6.1 | <6.1 | <12.3 | <12.3 | <6.1 |
| 92549238 | AF 7 (0-2')_20210712 | NA | 07/12/2021 | <4.2 | <4.2 | <4.2 | <4.2 | <155 | **28** | <155 | <7.8 | <7.8 | <7.8 | <7.8 | <7.8 | <15.5 | <7.8 | <7.8 | <7.8 | <7.8 | <7.8 | **17.5** | <7.8 | <7.8 | <31 | <77.6 | <7.8 | **5.7J** | <7.8 | <7.8 | <7.8 | <7.8 | **140** | **22.1** | **7.5J** | **101** | **68.1** | **32.5** |
| 92549238 | AF 7 (22-24')_20210712 | NA | 07/12/2021 | <3.3 | <3.3 | <3.3 | <3.3 | <124 | <6.2 | <124 | <6.2 | <6.2 | <6.2 | <6.2 | <6.2 | <12.4 | <6.2 | <6.2 | <6.2 | <6.2 | <6.2 | <6.2 | <6.2 | **17.2** | <24.8 | <61.9 | <6.2 | **4.2J** | <6.2 | <6.2 | <6.2 | <6.2 | **12.6** | **15.9** | <6.2 | **18.1** | **10.6J** | **7.6** |
| 92549238 | AF 7 (38-40')_20210712* | NA | 07/12/2021 | <3.3 | <3.3 | <3.3 | <3.3 | <127 | **66.7** | **35.3J** | <6.3 | <6.3 | <6.3 | <6.3 | <6.3 | <12.7 | <6.3 | <6.3 | <6.3 | <6.3 | **45.9** | **6.9** | <6.3 | <6.3 | <25.3 | <63.3 | **32.8** | **9.1** | <6.3 | <6.3 | <6.3 | <6.3 | **111** | **15.1** | <6.3 | **58.1** | **33.7** | **24.4** |
| 92549238 | AF 8 (0-2')_20210712 | NA | 07/12/2021 | <3.2 | <3.2 | <3.2 | **5.7** | **57.8J** | **34.3** | <139 | <6.9 | <6.9 | <6.9 | <6.9 | <6.9 | <13.9 | <6.9 | <6.9 | <6.9 | <6.9 | <6.9 | **56.1** | **4.9J** | <6.9 | <27.8 | <69.4 | <6.9 | **27.3** | <6.9 | **3.6J** | <6.9 | <6.9 | **251** | **117** | <6.9 | **321** | **213** | **108** |
| 92549238 | AF 8 (16-18')_20210712 | NA | 07/12/2021 | **4.5** | <3.4 | <3.4 | **5.5** | <135 | **33.1** | <135 | <6.7 | <6.7 | <6.7 | <6.7 | <6.7 | <13.5 | <6.7 | <6.7 | <6.7 | <6.7 | **8.3** | **5.1J** | <6.7 | **21.2** | <26.9 | <67.3 | <6.7 | **11.3** | <6.7 | <6.7 | <6.7 | <6.7 | **54.4** | **30** | <6.7 | **50.9** | **23.7** | **27.2** |
| 92549238 | AF 8 (36-38')_20210712* | NA | 07/12/2021 | <2.8 | <2.8 | <2.8 | <2.8 | <120 | **4.2J** | <120 | <6 | <6 | <6 | <6 | <6 | <12 | <6 | <6 | <6 | <6 | <6 | <6 | <6 | <6 | <24 | <59.9 | <6 | <6 | <6 | <6 | <6 | <6 | **15.9** | **5.7J** | <6 | **14.8** | **9.6J** | **5.2J** |
| 92549238 | AF 9 (0-2')_20210712 | NA | 07/12/2021 | <3.3 | <3.3 | <3.3 | <3.3 | <131 | <6.5 | <131 | <6.5 | <6.5 | <6.5 | <6.5 | <6.5 | <13.1 | <6.5 | <6.5 | <6.5 | <6.5 | <6.5 | <6.5 | <6.5 | <6.5 | <26.2 | <65.4 | <6.5 | <6.5 | <6.5 | <6.5 | <6.5 | <6.5 | **4.6J** | <6.5 | <6.5 | <13.1 | <13.1 | <6.5 |
| 92549238 | AF 9 (18-20')_20210712 | NA | 07/12/2021 | <3.2 | <3.2 | <3.2 | <3.2 | <124 | **25** | <124 | <6.2 | <6.2 | <6.2 | <6.2 | <6.2 | <12.4 | <6.2 | <6.2 | <6.2 | <6.2 | **7.2** | **10.9** | <6.2 | <6.2 | <24.9 | <62.2 | <6.2 | **5.9J** | <6.2 | <6.2 | <6.2 | <6.2 | **77.0** | **24.8** | <6.2 | **87.8** | **49.0** | **38.7** |
| 92549238 | AF 9 (28-30')_20210712* | NA | 07/12/2021 | **126** | **118** | **79.9** | **325** | **144J** | **31.9** | <279 | **681** | <14 | <14 | <14 | <14 | <27.9 | <14 | <14 | <14 | <14 | **19.2** | **636** | <14 | <14 | **433** | **279** | <14 | **2,480** | **993** | **43.6** | <14 | <14 | **418** | **7,670** | **2,190** | **4,100** | **2,550** | **1,550** |
| 92549416 | AF1 (0-2')_20210713 | NA | 07/13/2021 | <4.5 | <4.5 | <4.5 | **5.1** | <182 | <9.1 | <182 | <9.1 | <9.1 | <9.1 | <9.1 | <9.1 | <18.2 | <9.1 | <9.1 | <9.1 | <9.1 | <9.1 | <9.1 | <9.1 | <9.1 | <36.5 | <91.2 | <9.1 | <9.1 | <9.1 | <9.1 | <9.1 | <9.1 | **11.7** | <9.1 | <9.1 | <18.2 | <18.2 | <9.1 |
| 92549416 | AF1 (14-16')_20210713 | NA | 07/13/2021 | **266** | **583** | **392** | **1,240** | <149 | **40.5** | <149 | **326** | <7.4 | <7.4 | <7.4 | <7.4 | <14.9 | <7.4 | <7.4 | <7.4 | <7.4 | <7.4 | **592** | <7.4 | **264** | <29.7 | <74.3 | <7.4 | **1,060** | **583** | **38.7** | <7.4 | <7.4 | **1,330** | **4,460** | **1,200** | **3,810** | **2,450** | **1,360** |
| 92549416 | AF1 (28-30')_20210713* | NA | 07/13/2021 | **23,000** | **6,340** | **2,120** | **31,400** | <26,100 | **114,000** | <26,100 | **28,500** | <1,310 | <1,310 | <1,310 | <1310 | <2610 | <1,310 | <1,310 | <1,310 | <1,310 | **5,450** | **374,000** | **26,900** | **23,500** | <5,220 | <13,100 | <1,310 | **60,300** | <1,310 | **14,600** | <1,310 | <1,310 | **1,150,000** | **542,000** | <1,310 | **1,860,000** | **1,330,000** | **526,000** |
| 92549416 | AF2 (0-2')_20210713 | NA | 07/13/2021 | <4 | <4 | <4 | <4 | <168 | <8.4 | <168 | <8.4 | <8.4 | <8.4 | <8.4 | <8.4 | <16.8 | <8.4 | <8.4 | <8.4 | <8.4 | <8.4 | <8.4 | <8.4 | <8.4 | <33.6 | <83.9 | <8.4 | <8.4 | <8.4 | <8.4 | <8.4 | <8.4 | **10.9** | <8.4 | <8.4 | <16.8 | <16.8 | <8.4 |
| 92549416 | AF2 (10-12')_20210713 | NA | 07/13/2021 | <3.6 | <3.6 | <3.6 | **6.5** | <155 | **23.4** | <155 | <7.7 | <7.7 | <7.7 | <7.7 | <7.7 | <15.5 | <7.7 | <7.7 | <7.7 | <7.7 | <7.7 | **22.4** | <7.7 | <7.7 | <31 | <77.5 | <7.7 | <7.7 | <7.7 | <7.7 | <7.7 | <7.7 | **228** | **20.7** | <7.7 | **144** | **98.9** | **44.8** |
| 92549416 | AF2 (24-26')_20210713 | NA | 07/13/2021 | **15,500** | **4,320** | **1,370** | **21,200** | <12,300 | **56,600** | <12,300 | **18,500** | <617 | <617 | <617 | <617 | <1230 | <617 | <617 | <617 | <617 | **2,760** | **198,000** | **15,000** | **14,300** | <2,470 | **13,200** | <617 | **34,000** | **59,200** | **7,860** | <617 | <617 | **599,000** | **323,000** | **93,000** | **973,000** | **697,000** | **277,000** |
| 92549416 | AF3 (0-2')_20210713 | NA | 07/13/2021

# Table 2
## Summary of Delineation Soil Sampling Results

Colonial Pipeline Company
2020-L1-SR2448
Huntersville, North Carolina

| Lab Report | Sample ID | Well ID | Sample Date | MADEP VPH (mg/kg) | | | | Volatile Organic Compounds (EPA 8260D) (µg/kg) | | | | | | | | | | | | | | | | | | | | | | | | | | | | |
|---|---|---|---|---|---|---|---|---|---|---|---|---|---|---|---|---|---|---|---|---|---|---|---|---|---|---|---|---|---|---|---|---|---|---|
| | | | | Aliphatic (C05-C08) | Aliphatic (C09-C12) | Aromatic (C09-C10), Unadjusted | Total VPH | Acetone | Benzene | 2-Butanone (MEK) | n-Butylbenzene | sec-Butylbenzene | tert-Butylbenzene | Chlorobenzene | Chloroform | Chloromethane | 2-Chlorotoluene | 4-Chlorotoluene | 1,1-Dichloroethane | 1,2-Dichloroethane | Diisopropyl ether | Ethylbenzene | Isopropylbenzene (Cumene) | p-Isopropyltoluene | Methylene Chloride | 4-Methyl-2-pentanone (MIBK) | Methyl-tert-butyl ether | Naphthalene | n-Propylbenzene | Styrene | 1,1,1,2-Tetrachloroethane | Tetrachloroethene | Toluene | 1,2,4-Trimethylbenzene | 1,3,5-Trimethylbenzene | Xylene (Total) | m&p-Xylene | o-Xylene |
| **Soil-to-Water MSCCs** | | | | **68** | **540** | **31** | **NE** | **24,000** | **7.2** | **16,000** | **2,400** | **2,200** | **1,700** | **440** | **340** | **14** | **NE** | **280** | **30** | **1.9** | **320** | **8,000** | **1,300** | **120** | **23** | **420** | **85** | **200** | **1,400** | **900** | **4** | **5.0** | **5,400** | **6,600** | **6,600** | **6,000** | **NE** | **NE** |
| **Residential MSCCs** | | | | **625** | **1,560** | **469** | **NE** | **14,000,000** | **12,000** | **9,380,000** | **782,000** | **1,560,000** | **1,560,000** | **312,000** | **21,000** | **51,000** | **NE** | **312,000** | **116,000** | **7,290** | **NE** | **60,300** | **1,560,000** | **1,560,000** | **93,800** | **1,250,000** | **156,000** | **5,500** | **1,560,000** | **3,120,000** | **25,200** | **93,800** | **1,250,000** | **156,000** | **156,000** | **3,120,000** | **NE** | **NE** |
| **Industrial / Commercial MSCCs** | | | | **9,340** | **23,300** | **7,000** | **NE** | **210,000,000** | **59,400** | **140,000,000** | **11,600,000** | **23,300,000** | **23,300,000** | **4,670,000** | **105,000** | **251,000** | **NE** | **4,670,000** | **573,000** | **35,900** | **2,330,000** | **297,000** | **23,300,000** | **23,300,000** | **1,400,000** | **18,600,000** | **1,810,000** | **27,000** | **23,300,000** | **46,700,000** | **125,000** | **1,400,000** | **18,600,000** | **2,330,000** | **2,330,000** | **46,700,000** | **NE** | **NE** |
| 92550079 | ACO AO 0-2_20210715 | NA | 07/15/2021 | <3.7 | <3.7 | **3.9** | **9.1** | <134 | <6.7 | <134 | <6.7 | <6.7 | <6.7 | <6.7 | <6.7 | <13.4 | <6.7 | <6.7 | <6.7 | <6.7 | <6.7 | <6.7 | **31.5** | <26.8 | <66.9 | <6.7 | <6.7 | <6.7 | <6.7 | <6.7 | <6.7 | **6.7** | **4.4J** | <6.7 | <13.4 | <13.4 | <6.7 |
| 92550079 | ACO AO 8-10_20210715 | NA | 07/15/2021 | <3.9 | <3.9 | <3.9 | <3.9 | <148 | <7.4 | <148 | <7.4 | <7.4 | <7.4 | <7.4 | <7.4 | <14.8 | <7.4 | <7.4 | <7.4 | <7.4 | <7.4 | <7.4 | **18.6** | <29.5 | <73.9 | <7.4 | <7.4 | <7.4 | <7.4 | <7.4 | <7.4 | **8.8** | **8.7** | <7.4 | <14.8 | <14.8 | <7.4 |
| 92550079 | ACOO 0-2_20210715 | NA | 07/15/2021 | <3.4 | <3.4 | <3.4 | <3.4 | <147 | <7.4 | <147 | <7.4 | <7.4 | <7.4 | <7.4 | <7.4 | <14.7 | <7.4 | <7.4 | <7.4 | <7.4 | <7.4 | <7.4 | <7.4 | <29.4 | <73.5 | <7.4 | <7.4 | <7.4 | <7.4 | <7.4 | <7.4 | <7.4 | <7.4 | <7.4 | <14.7 | <14.7 | <7.4 |
| 92550079 | ACOO 26-28_20210715 | NA | 07/15/2021 | **21.6** | **16.2** | **7.0** | **44.8** | <133 | **55.1** | <133 | <6.6 | <6.6 | <6.6 | <6.6 | <6.6 | <13.3 | <6.6 | <6.6 | <6.6 | <6.6 | **12.1** | **192** | **22.2** | **28.7** | <26.5 | <66.3 | <6.6 | **185** | <6.6 | **12.1** | <6.6 | <6.6 | **498** | **574** | **159** | **1,180** | **781** | **403** |
| 92550079 | ADOO 0-2_20210715 | NA | 07/15/2021 | <3.6 | <3.6 | <3.6 | **5.4** | <139 | <6.9 | <139 | **30.8** | <6.9 | <6.9 | <6.9 | <6.9 | <13.9 | <6.9 | <6.9 | <6.9 | <6.9 | <6.9 | <6.9 | **343** | <27.7 | <69.4 | <6.9 | <6.9 | <6.9 | <6.9 | <6.9 | <6.9 | **4.8J** | <6.9 | <6.9 | <13.9 | <13.9 | <6.9 |
| 92550079 | ADOO 24-26_20210715 | NA | 07/15/2021 | **43.2** | **19.2** | **8.5** | **70.9** | <121 | **51.9** | <121 | **63.3** | <6 | <6 | <6 | <6 | <12.1 | <6 | <6 | <6 | <6 | **9.6** | **283** | **40.7** | **56.6** | <24.1 | <60.3 | <6 | **357** | <6 | **15.4** | <6 | <6 | **447** | **996** | **277** | **1,660** | **1,110** | **547** |
| 92550079 | AEO 0-2_20210715 | NA | 07/15/2021 | <3.3 | <3.3 | <3.3 | <3.3 | <133 | <6.6 | <133 | <6.6 | <6.6 | <6.6 | <6.6 | <6.6 | <13.3 | <6.6 | <6.6 | <6.6 | <6.6 | <6.6 | <6.6 | **49.4** | <26.5 | <66.3 | <6.6 | <6.6 | <6.6 | <6.6 | <6.6 | <6.6 | **3.4J** | <6.6 | <6.6 | <13.3 | <13.3 | <6.6 |
| 92550079 | AEO 8-10_20210715 | NA | 07/15/2021 | <3.5 | <3.5 | <3.5 | <3.5 | <140 | <7 | <140 | <7 | <7 | <7 | <7 | <7 | <14 | <7 | <7 | <7 | <7 | <7 | <7 | <7 | <27.9 | <69.8 | <7 | <7 | <7 | <7 | <7 | <7 | <7 | **3.7J** | <7 | <7 | <14 | <14 | <7 |
| 92550079 | AEOO 0-2_20210715 | NA | 07/15/2021 | <3.6 | <3.6 | <3.6 | <3.6 | <126 | <6.3 | <126 | <6.3 | <6.3 | <6.3 | <6.3 | <6.3 | <12.6 | <6.3 | <6.3 | <6.3 | <6.3 | <6.3 | <6.3 | **5.5J** | <25.2 | <63 | <6.3 | **8.0** | <6.3 | <6.3 | <6.3 | <6.3 | **9.7** | **7.5** | <6.3 | **16.0** | **11.5J** | **4.5J** |
| 92550079 | AEOO 12-14_20210715 | NA | 07/15/2021 | <3.6 | <3.6 | <3.6 | <3.6 | <140 | <7 | <140 | <7 | <7 | <7 | <7 | <7 | <14 | <7 | <7 | <7 | <7 | <7 | <7 | <7 | <27.9 | <69.8 | <7 | <7 | **13.0** | <7 | <7 | <7 | **5.7J** | **4.0J** | <7 | <14 | <14 | <7 |
| 92550085 | ACOAO 42-44_20210715* | NA | 07/15/2021 | **1,180** | **749** | **282** | **2,210** | <1,460 | **1,270** | **1,170J** | **1,460** | <73 | <73 | <73 | <73 | <146 | <73 | <73 | <73 | <73 | **166** | **13,800** | **1,400** | **1,450** | <292 | **1,120** | <73 | **4,750** | **5,260** | **55J** | <73 | <73 | **30,300** | **29,900** | **8,550** | **83,900** | **58,500** | **25,300** |
| 92550085 | ACOO 40-4.5_20210715* | NA | 07/15/2021 | **10.1** | **5.8** | <3 | **16.6** | <127 | **356** | **37.9J** | <6.3 | <6.3 | <6.3 | <6.3 | <6.3 | <12.7 | <6.3 | <6.3 | <6.3 | <6.3 | **67.3** | **57.1** | <6.3 | <6.3 | <25.4 | <63.5 | **21.8** | **15.5** | <6.3 | <6.3 | <6.3 | <6.3 | **771** | **32.4** | <6.3 | **313** | **205** | **108** |
| 92550085 | ADOO 34-36_20210715* | NA | 07/15/2021 | **3.8** | <3 | <3 | **5.2** | <123 | **215** | <123 | <6.1 | <6.1 | <6.1 | <6.1 | <6.1 | <12.3 | <6.1 | <6.1 | <6.1 | <6.1 | **75.6** | **58.3** | <6.1 | <6.1 | <24.6 | <61.5 | **15.6** | **22.7** | <6.1 | **4.6J** | <6.1 | <6.1 | **625** | **48.9** | <6.1 | **356** | **241** | **114** |
| 92550085 | AEO 22-24_20210715 | NA | 07/15/2021 | <3.7 | <3.7 | <3.7 | <3.7 | <139 | <6.9 | <139 | <6.9 | <6.9 | <6.9 | <6.9 | <6.9 | <13.9 | <6.9 | <6.9 | <6.9 | <6.9 | <6.9 | <6.9 | <6.9 | <27.7 | <69.3 | <6.9 | <6.9 | <6.9 | <6.9 | <6.9 | <6.9 | <6.9 | <6.9 | <6.9 | <13.9 | <13.9 | <6.9 |
| 92550085 | AEOO 32-34_20210715* | NA | 07/15/2021 | <3.4 | <3.4 | <3.4 | <3.4 | <132 | <6.6 | <132 | <6.6 | <6.6 | <6.6 | <6.6 | <6.6 | <13.2 | <6.6 | <6.6 | <6.6 | <6.6 | <6.6 | <6.6 | <6.6 | <26.4 | <66 | <6.6 | <6.6 | <6.6 | <6.6 | <6.6 | <6.6 | **5J** | <6.6 | <6.6 | <13.2 | <13.2 | <6.6 |
| 92550088 | AAOO 0-2_20210714 | NA | 07/14/2021 | <3.1 | <3.1 | <3.1 | <3.1 | <125 | <6.3 | <125 | **6J** | <6.3 | <6.3 | <6.3 | <6.3 | <12.5 | <6.3 | <6.3 | <6.3 | <6.3 | <6.3 | **4.5J** | <6.3 | **14.8** | <25 | <62.5 | <6.3 | **16.4** | <6.3 | <6.3 | <6.3 | <6.3 | **15.8** | **35.6** | <6.3 | **39.5** | **27.8** | **11.7** |
| 92550088 | AAOO 4-6_20210714 | NA | 07/14/2021 | <3.3 | <3.3 | <3.3 | **4.8** | <147 | <7.4 | <147 | <7.4 | <7.4 | <7.4 | <7.4 | <7.4 | <14.7 | <7.4 | <7.4 | <7.4 | <7.4 | <7.4 | **23.2** | <7.4 | <7.4 | <29.5 | **16.7J** | <7.4 | **27.0** | <7.4 | <7.4 | <7.4 | <7.4 | **28.6** | **121** | **38.7** | **145** | **102** | **43.4** |
| 92550088 | ABOO 0-2_20210714 | NA | 07/14/2021 | <3.5 | <3.5 | <3.5 | **5.1** | <143 | <7.1 | <143 | <7.1 | <7.1 | <7.1 | <7.1 | <7.1 | <14.3 | <7.1 | <7.1 | <7.1 | <7.1 | <7.1 | <7.1 | <7.1 | **127** | <28.6 | <71.4 | <7.1 | <7.1 | <7.1 | <7.1 | <7.1 | <7.1 | <7.1 | <7.1 | <14.3 | <14.3 | <7.1 |
| 92550088 | AF1A 0-2_20210714 | NA | 07/14/2021 | <3.3 | <3.3 | <3.3 | **4.1** | <128 | <6.4 | <128 | <6.4 | <6.4 | <6.4 | <6.4 | <6.4 | <12.8 | <6.4 | <6.4 | <6.4 | <6.4 | <6.4 | <6.4 | <6.4 | <6.4 | <25.6 | <64.1 | <6.4 | <6.4 | <6.4 | <6.4 | <6.4 | **7.6** | **3.7J** | <6.4 | **11.0J** | **11.0J** | <6.4 |
| 92550088 | AF1A 22-24_20210714 | NA | 07/14/2021 | **41.4** | **210** | **174** | **426** | <2,440 | <122 | **601J** | **2,780** | <122 | <122 | <122 | <122 | <244 | <122 | <122 | <122 | <122 | <122 | **8,330** | **1,930** | **2,710** | <487 | **601J** | <122 | **7,910** | **8,300** | **698** | <122 | <122 | **3,890** | **52,700** | **14,800** | **65,400** | **42,300** | **23,100** |
| 92550088 | AF1B 0-2_20210714 | NA | 07/14/2021 | <3.1 | <3.1 | <3.1 | <3.1 | <128 | <6.4 | <128 | <6.4 | <6.4 | <6.4 | <6.4 | <6.4 | <12.8 | <6.4 | <6.4 | <6.4 | <6.4 | <6.4 | <6.4 | <6.4 | <6.4 | <25.6 | <64 | <6.4 | <6.4 | <6.4 | <6.4 | <6.4 | **3.5J** | <6.4 | <6.4 | <12.8 | <12.8 | <6.4 |
| 92550088 | AF1B 24-26_20210714 | NA | 07/14/2021 | **3,310** | **2,880** | **1,160** | **7,350** | <6,200 | **617** | **2,560J** | **8,750** | <310 | <310 | <310 | <310 | <620 | <310 | <310 | <310 | <310 | <310 | **124,000** | **11,400** | **9,630** | <1,240 | **9710** | <310 | **23,000** | **38,300** | **5,830** | <310 | <310 | **191,000** | **199,000** | **59,500** | **730,000** | **516,000** | **214,000** |
| 92550088 | AF1C 0-2_20210714 | NA | 07/14/2021 | <3.2 | <3.2 | <3.2 | **4.2** | <130 | **13** | <130 | <6.5 | <6.5 | <6.5 | <6.5 | <6.5 | <13 | <6.5 | <6.5 | <6.5 | <6.5 | <6.5 | **47.1** | <6.5 | **8.1** | <26 | <65.1 | <6.5 | **6.1J** | <6.5 | <6.5 | <6.5 | <6.5 | **164** | **41.7** | <6.5 | **242** | **181** | **61.2** |
| 92550088 | AF1C 24-26_20210714 | NA | 07/14/2021 | <2.7 | <2.7 | <2.7 | <2.7 | <109 | **4.2J** | <109 | <5.5 | <5.5 | <5.5 | <5.5 | <5.5 | <10.9 | <5.5 | <5.5 | <5.5 | <5.5 | <5.5 | **7.8** | <5.5 | <5.5 | <21.9 | <54.6 | <5.5 | **10.2** | <5.5 | <5.5 | <5.5 | <5.5 | **27.7** | **21.6** | <5.5 | **43.9** | **28.2** | **15.8** |
| 92550088 | AF1D 0-2_20210716 | NA | 07/14/2021 | <3.6 | <3.6 | <3.6 | **4.1** | <135 | <6.7 | <135 | <6.7 | <6.7 | <6.7 | <6.7 | <6.7 | <13.5 | <6.7 | <6.7 | <6.7 | <6.7 | <6.7 | <6.7 | **31.3** | <26.9 | <67.4 | <6.7 | <6.7 | <6.7 | <6.7 | <6.7 | <6.7 | **7.1** | **4.2J** | <6.7 | <13.5 | <13.5 | <6.7 |
| 92550088 | AF1D 24-26_20210714 | NA | 07/14/2021 | **38.7** | **20.9** | **10.9** | **70.5** | <125 | **57.1** | **175** | **242** | <6.3 | <6.3 | <6.3 | <6.3 | <12.5 | <6.3 | <6.3 | <6.3 | <6.3 | <6.3 | **630** | **117** | <6.3 | <25.1 | **130** | <6.3 | **570** | **518** | **29.5** | <6.3 | <6.3 | **866** | **3,170** | **933** | **3,720** | **2,620** | **1,100** |
| 92550144 | AE1 0-2_20210716 | NA | 07/16/2021 | <3.2 | <3.2 | <3.2 | <3.2 | <121 | <6 | <121 | <6 | <6 | <6 | <6 | <6 | <12.1 | <6 | <6 | <6 | <6 | <6 | <6 | <6 | <6 | <24.2 | <60.5 | <6 | <6 | <6 | <6 | <6 | **3.5J** | <6 | <12.1 | <12.1 | <6 |
| 92550144 | AE1 10-12_20210716 | NA | 07/16/2021 | <3.2 | <3.2 | <3.2 | **3.2** | <123 | **26.8** | <123 | <6.1 | <6.1 | <6.1 | <6.1 | <6.1 | <12.3 | <6.1 | <6.1 | <6.1 | <6.1 | **5.8J** | **6.1J** | <6.1 | <6.1 | <24.5 | <61.3 | <6.1 | **6.0J** | <6.1 | <6.1 | <6.1 | <6.1 | **68.9** | **16.5** | <6.1 | **56.3** | **32.5** | **23.8** |
| 92550144 | AE1 34-36_20210716* | NA | 07/16/2021 | **41.0** | **9.6** | <3.6 | **52.0** | <148 | **595** | **82.4J** | **30.0** | <7.4 | <7.4 | <7.4 | <7.4 | <14.8 | <7.4 | <7.4 | <7.4 | <7.4 | **154** | **407** | **28.2** | **28.9** | <29.6 | <74 | <7.4 | **118** | **111** | **20.9** | <7.4 | <7.4 | **2,410** | **593** | **149** | **2,330** | **1,620** | **707** |
| 92550144 | AE2 0-2_20210716 | NA | 07/16/2021 | <3.5 | <3.5 | <3.5 | **4.7** | <146 | **40.3** | <146 | <7.3 | <7.3 | <7.3 | <7.3 | <7.3 | <14.6 | <7.3 | <7.3 | <7.3 | <7.3 | <7.3 | **14.3** | <7.3 | **6.0J** | <29.2 | <73.1 | <7.3 | <7.3 | <7.3 | <7.3 | <7.3 | **148** | **19.8** | <7.3 | **136** | **102** | **34.3** |
| 92550144 | AE2 12-14_20210716 | NA | 07/16/2021 | **10.9** | <3.2 | <3.2 | **13.8** | <128 | **586** | <128 | <6.4 | <6.4 | <6.4 | <6.4 | <6.4 | <12.8 | <6.4 | <6.4 | <6.4 | <6.4 | **81.7** | **125** | <6.4 | <6.4 | <25.7 | <64.2 | **28.5** | **31.3** | <6.4 | **7.5** | <6.4 | <6.4 | **1,750** | **68.2** | <6.4 | **698** | **462** | **237** |
| 92550144 | AE2 32-34_20210716* | NA | 07/16/2021 | **5.0** | <3 | <3 | **6.0** | <119 | **474** | <119 | <6 | <6 | <6 | <6 | <6 | <11.9 | <6 | <6 | <6 | <6 | **322** | **71.9** | <6 | <6 | <23.9 | <59.7 | **215** | **27.4** | <6 | **4.9J** | <6 | <6 | **1,020** | **49.9** | <6 | **417** | **271** | **146** |
| 92550144 | AE3 0-2_20210716 | NA | 07/16/2021 | **5.8** | **33.2** | **43** | **81.5** | <150 | **32.7** | <150 | <7.5 | <7.5 | <7.5 | <7.5 | <7.5 | <15 | <7.5 | <7.5 | <7.5 | <7.5 | <7.5 | **52.4** | <7.5 | **10.4** | <30 | <75.1 | <7.5 | **22.7** | <7.5 | <7.5 | <7.5 | <7.5 | **277** | **84.2** | <7.5 | **331** | **235** | **95.9** |
| 92550144 | AE3 14-16_20210716 | NA | 07/16/2021 | **9.9** | **11.4** | <3.4 | **22.3** | <140 | **83.1** | **39.9J** | **3.7J** | <7 | <7 | <7 | <7 | <14 | <7 | <7 | <7 | <7 | **26.3** | **38.4** | <7 | <7 | <28 | <69.9 | <7 | **21.2** | <7 | <7 | <7 | <7 | **215** | **81.0** | <7 | **274** | **160** | **115** |
| 92550144 | AE3 30-32_20210716* | NA | 07/16/2021 | <4.8 | <4.8 | <4.8 | **11.5** | <137 | <6.9 | <137 | <6.9 | <6.9 | <6.9 | <6.9 | <6.9 | <13.7 | <6.9 | <6.9 | <6.9 | <6.9 | <6.9 | <6.9 | <6.9 | <6.9 | <27.4 | <68.5 | <6.9 | <6.9 | <6.9 | <6.9 | <6.9 | <6.9 | **7.3** | <6.9 | <13.7 | <13.7 | <6.9 |
| 92550144 | AE4 0-2_20210716 | NA | 07/16/2021 | <3.7 | <3.7 | <3.7 | <3.7 | <141 | <7 | <141 | <7 | <7 | <7 | <7 | <7 | <14.1 | <7 | <7 | <7 | <7 | <7 | <7 | <7 | <7 | <28.1 | <70.3 | <7 | <7 | <7 | <7 | <7 | <7 | <7 | <7 | <14.1 | <14.1 | <7 |
| 92550144 | AE4 16-18_20210716 | NA | 07/16/2021 | <3.4 | <3.4 | <3.4 | <3.4 | <131 | **53.4** | <131 | <6.5 | <6.5 | <6.5 | <6.5 | <6.5 | <13.1 | <6.5 | <6.5 | <6.5 | <6.5 | **8.5** | **20.6** | <6.5 | <6.5 | <26.2 | <65.5 | <6.5 | **8.4** | <6.5 | <6.5 | <6.5 | <6.5 | **201** | **27.5** | <6.5 | **123** | **78.5** | **44.6** |
| 92550144 | AE4 28-30_20210716 | NA | 07/16/2021 | **4.0** | <3.5 | <3.5 | **5.5** | <135 | **109** | <135 | **3.8J** | <6.8 | <6.8 | <6.8 | <6.8 | <13.5 | <6.8 | <6.8 | <6.8 | <6.8 | **76.1** | <6.8 | <6.8 | <6.8 | <27.1 | <67.7 | <6.8 | **19.8** | <6.8 | <6.8 | <6.8 | <6.8 | **756** | **74.4** | <6.8 | **460** | **309** | **151** |
| 92550103 | AB00 30-32_20210714 | NA | 07/14/2021 | <2.8 | <2.8 | <2.8 | <2.8 | <118 | **19.5** | <118 | <5.9 | <5.9 | <5.9 | <5.9 | <5.9 | <11.8 | <5.9 | <5.9 | <5.9 | <5.9 | **5.2J** | <5.9 | <5.9 | <5.9 | <23.6 | <58.9 | <5.9 | <5.9 | <5.9 | <5.9 | <5.9 | <5.9 | **61.0** | **8.8** | <5.9 | **31.3** | **19.8** | **11.4** |
| 92550103 | AA00 36-38_20210714 | NA | 07/14/2021 | **5.7** | <3.4 | <3.4 | **8.1** | <130 | **97.5** | <130 | <6.5 | <6.5 | <6.5 | <6.5 | <6.5 | <13 | <6.5 | <6.5 | <6.5 | <6.5 | **33.7** | **27.6** | <6.5 | <6.5 | <25.9 | <64.9 | <6.5 | **31.4** | <6.5 | <6.5 | <6.5 | <6.5 | **280** | **44.2** | <6.5 | **167** | **106** | **61.2** |
| 92550103 | AF1A 40-42_20210714* | NA | 07/14/2021 | **11,300** | **3,220** | **1,080** | **15,600** | <16,800 | **37,500** | **23,500** | **10,700** | <838 | <838 | <838 | <838 | <1680 | <838 | <838 | <838 | <838 | **3,010** | **161,000** | **12,500** | **10,700** | <3,350 | **10,400** | <838 | **28,400** | **47,100** | **7,450** | <838 | <838 | **528,000** | **238,000** | **62,600** | **908,000** | **648,000** | **260,000** |
| 92550103 | AF1B 44-46_20210714* | NA | 07/14/2021 | **29.7** | **6.9** | <3.1 | **37.6** | **111J** | **1,470** | **488** | <6.5 | <6.5 | <6.5 | <6.5 | <6.5 | <13 | <6.5 | <6.5 | <6.5 | <6.5 | **566** | **282** | **5.2J** | <6.5 | <26.1 | <65.2 | **426** | **62.9** | <6.5 | **13.5** | <6.5 | <6.5 | **3,650** | **163** | <6.5 | **1,580** | **1,060** | **519** |
| 92550103 | AF1C 44-46_20210714* | NA | 07/14/2021 | **49.6** | **26.8** | **9.1** | **85.5** | <121 | **626** | **324** | <6.1 | <6.1 | <6.1 | <6.1 | <6.1 | <12.1 | <6.1 | <6.1 | <6.1 | <6.1 | **417** | **376** | **41.2** | **60.2** | <24.2 | **37.4J** | **247** | **351** | **153** | **22.4** | <6.1 | <6.1 | **1,850** | **1,040** | **251** | **2,280** | **1,470** | **810** |
| 92550103 | AF1D 36-38_20210714* | NA | 07/14/2021 | **8,300** | **2,490** | **874** | **11,700** | <16,300 | **22,000** | <16,300 | **7,200** | <815 | <815 | <815 | <815 | <1630 | <815 | <815 | <815 | <815 | **1,030** | **99,400** | **8,310** | **7,490** | <3,260 | **6,660J** | <815 | **22,700** | **31,800** | **4,520** | <815 | <815 | **343,000** | **175,000** | **51,100** | **558,000** | **395,000** | **162,000** |
| 92550329 | AEA1 0-2_20210717 | NA | 07/17/2021 | <4.1 | **11.0** | **12.9** | **27.4** | <174 | <8.7 | <174 | <8.7 | <8.7 | <8.7 | <8.7 | <8.7 | <17.4 | <8.7 | <8.7 | <8.7 | <8.7 | <8.7 | <8.7 | <8.7 | **140** | <34.8 | <86.9 | <8.7 | <8.7 | <8.7 | <8.7 | <8.7 | **8.5J** | **11.7** | <8.7 | <17.4 | <17.4 | <8.7 |
| 92550329 | AEA1 16-18_20210717 | NA | 07/17/2021 | <3.7 | <3.7 | <3.7 | **6.3** | <145 | **160** | <145 | <7.2 | <7.2 | <7.2 | <7.2 | <7.2 | <14.5 | <7.2 | <7.2 | <7.2 | <7.2 | **45.4** | **92.6** | **4.9J** | <7.2 | <28.9 | <72.3 | <7.2 | **20.1** | <7.2 | **5.5J** | <7.2 | <7.2 | **638** | **94.2** | <7.2 | **546** | **367** | **179** |
| 92550329 | AEA1 32-34_20210717* | NA | 07/17/2021 | **22.9** | **4.6** | <3.5 | **27.6** | <136 | **978** | <136 | <6.8 | <6.8 | <6.8 | <6.8 | <6.8 | <13.6 | <6.8 | <6.8 | <6.8 | <6.8 | **75.9** | **322** | **9** | <6.8 | <27.2 | <67.9 | <6.8 | **42.2** | <6.8 | **18.5** | <6.8 | <6.8 | **3,360** | **164** | <6.8 | **1,780** | **1,250** | **530** |
| 92550103 | AA00 36-38_20210714* | NA | 07/14/2021 | **5.7** | <3.4 | <3.4 | **8.1** | <130 | **97.5** | <130 | <6.5 | <6.5 | <6.5 | <6.5 | <6.5 | <13 | <6.5 | <6.5 | <6.5 | <6.5 | **33.7** | **27.6** | <6.5 | <6.5 | <25.9 | <64.9 | <6.5 | **31.4** | <6.5 | <6.5 | <6.5 | <6.5 | **280** | **44.2** | <6.5 | **167** | **106** | **61.2** |
| 92550103 | AB00 30-32_20210714* | NA | 07/14/2021 | <2.8 | <2.8 | <2.8 | <2.8 | <118 | **19.5** | <118 | <5.9 | <5.9 | <5.9 | <5.9 | <5.9 | <11.8 | <5.9 | <5.9 | <5.9 | <5.9 | **5.2J** | <5.9 | <5.9 | <5.9 | <23.6 | <58.9 | <5.9 | <5.9 | <5.9 | <5.9 | <5.9 | <5.9 | **61** | **8.8** | <5.9 | **31.3** | **19.8** | **11.4** |
| 92550103 | AF1A 40-42_20210714* | NA | 07/14/2021 | **11,300** | **3,220** | **1,080** | **15,600** | <16,800 | **37,500** | **23,500** | **10,700** | <838 | <838 | <838 | <838 | <1680 | <838 | <838 | <838 | <838 | **3,010** | **161,000** | **12,500** | **10,700** | <3,350 | **10,400** | <838 | **28,400** | **47,100** | **7,450** | <838 | <838 | **528,000** | **238,000** | **62,600** | **908,000** | **648,000** | **260,000** |
| 92550103 | AF1B 44-46_20210714* | NA | 07/14/2021 | **29.7** | **6.9** | <3.1 | **37.6** | **111J** | **1,470** | **488** | <6.5 | <6.5 | <6.5 | <6.5 | <6.5 | <13 | <6.5 | <6.5 | <6.5 | <6.5 | **566** | **282** | **5.2J** | <6.5 | <26.1 | <65.2 | **426** | **62.9** | <6.5 | **13.5** | <6.5 | <6.5 | **3,650** | **163** | <6.5 | **1,580** | **1,060** | **519** |
| 92550103 | AF1C 44-46_20210714* | NA | 07/14/2021 | **49.6** | **26.8** | **9.1** | **85.5** | <121 | **626** | **324** | <6.1 | <6.1 | <6.1 | <6.1 | <6.1 | <12.1 | <6.1 | <6.1 | <6.1 | <6.1 | **417** | **376** | **41.2** | **60.2** | <24.2 | **37.4J** | **247** | **351** | **153** | **22.4** | <6.1 | <6.1 | **1,850** | **1,040** | **251** | **2,280** | **1,470** | **810** |
| 92550103 | AF1D 36-38_20210714* | NA | 07/14/2021 | **8,300** | **2,490** | **874** | **11,700** | <16,300 | **22,000** | <16,300 | **7,200** | <815 | <815 | <815 | <815 | <1630 | <815 | <815 | <815 | <815 | **1,030** | **99,400** | **8,310** | **7,490** | <3,260 | **6,660J** | <815 | **22,700** | **31,800** | **4,520** | <815 | <815 | **343,000** | **175,000** | **51,100** | **558,000** | **395,000** | **162,000** |
| 92551963 | AE6 (0-2)_20210727 | NA | 07/27/2021 | <3.7 | <3.7 | <3.7 | <3.7 | <120 | <6 | <120 | <6 | <6 | <6 | <6 | <6 | <12 | <6 | <6 | <6 | <6 | <6 | <6 | <6 | <6 | <24.1 | <60.2 | <6 | <6 | <6 | <6 | <6 | <6 | <6 | <6 | <12 | <12 | <6 |
| 92551963 | AE6 (18-20)_20210727 | NA | 07/27/2021 | <3.5 | <3.5 | <3.5 | <3.5 | <124 | **47.6** | <124 | <6.2 | <6.2 | <6.2 | <6.2 | <6.2 | <12.4 | <6.2 | <6.2 | <6.2 | <6.2 | **5.9J** | **16.7** | <6.2 | <6.2 | <24.9 | <62.2 | <6.2 | **9.1** | <6.2 | <6.2 | <6.2 | <6.2 | **134** | **25.9** | <6.2 | **93.4** | **60.2** | **33.2** |
| 92551963 | AE6 (28-30)_20210727* | NA | 07/27/2021 | **5,840** | **1,900** | **763** | **8,510** | <3,480 | **8,510** | <3,480 | **6,740** | <174 | <174 | <174 | **261** | <348 | <174 | <174 | <174 | <174 | **468** | **52,900** | **5,810** | **6,240** | <696 | <1,740 | <174 | **17,300** | **22,500** | **2,420** | <174 | <174 | **126,000** | **134,000** | **40,300** | **285,000** | **207,000** | **77,900** |
| 92551963 | AE7 (0-2)_20210727 | NA | 07/27/2021 | <3.7 | <3.7 | <3.7 | <3.7 | <118 | <5.9 | <118 | <5.9 | <5.9 | <5.9 | <5.9 | <5.9 | <11.8 | <5.9 | <5.9 | <5.9 | <5.9 | <5.9 | <5.9 | <5.9 | <5.9 | <23.6 | <58.9 | <5.9 | <5.9 | <5.9 | <5.9 | <5.9 | **3.3J** | <5.9 | <5.9 | <11.8 | <11.8 | <5.9 |
| 92551963 | AE7 (12-24)_20210727 | NA | 07/27/2021 | <3.2 | <3.2 | <3.2 | <3.2 | <107 | <5.3 | <107 | <5.3 | <5.3 | <5.3 | <5.3 | <5.3 | <10.7 | <5.3 | <5.3 | <5.3 | <5.3 | <5.3 | <5.3 | <5.3 | <5.3 | <21.3 | <53.3 | <5.3 | <5.3 | <5.3 | <5.3 | <5.3 | <5.3 | <5.3 | <5.3 | <10.7 | <10.7 | <5.3 |
| 92551963 | AE7 (6-8)_20210727 | NA | 07/27/2021 | <3.5 | <3.5 | <3.5 | <3.5 | <124 | <6.2 | <124 | <6.2 | <6.2 | <6.2 | <6.2 | <6.2 | <12.4 | <6.2 | <6.2 | <6.2 | <6.2 | <6.2 | <6.2 | <6.2 | <6.2 | <24.7 | <61.9 | <6.2 | <6.2 | <6.2 | <6.2 | <6.2 | <6.2 | <6.2 | <6.2 | <12.4 | <12.4 | <6.2 |
| 92551963 | AE8 (0-2)_20210727 | NA | 07/27/2021 | <3.9 | <3.9 | <3.9 | <3.9 | <115 | <5.8 | <115 | <5.8 | <5.8 | <5.8 | <5.8 | <5.8 | <11.5 | <5.8 | <5.8 | <5.8 | <5.8 | <5.8 | <5.8 | <5.8 | <5.8 | <23 | <57.6 | <5.8 | <5.8 | <5.8 | <5.8 | <5.8 | <5.8 | **3.9J** | <5.8 | <11.5 | <11.5 | <5.8 |
| 92551963 | AE8 (16-18)_20210727 | NA | 07/27/2021 | <4.1 | <4.1 | <4.1 | <4.1 | <129 | <6.5 | <129 | <6.5 | <6.5 | <6.5 | <6.5 | <6.5 | <12.9 | <6.5 | <6.5 | <6.5 | <6.5 | <6.5 | <6.5 | <6.5 | **31.6** | <25.8 | <64.6 | <6.5 | <6.5 | <6.5 | <6.5 | <6.5 | <6.5 | <6.5 | <12.9 | <12.9 | <6.5 |
| 92551963 | AE8 (28-30)_20210727* | NA | 07/27/2021 | **32.0** | **6.6** | <3.8 | **39.5** | <121 | **640** | **111J** | **58.4** | <6 | <6 | <6 | <6 | <12.1 | <6 | <6 | <6 | <6 | **70.6** | **467** | **43.9** | **46.1** | <24.1 | <60.3 | <6 | **154** | **166** | <6 | <6 | <6 | **2,360** | **948** | **283** | **2,490** | **1,820** | **669** |
| 92552232 | AG4 (0-2)_20210728 | NA | 07/28/2021 | <4.3 | <4.3 | <4.3 | **4.9** | <191 | <9.6 | <191 | <9.6 | <9.6 | <9.6 | <9.6 | <9.6 | <19.1 | <9.6 | <9.6 | <9.6 | <9.6 | <9.6 | <9.6 | <9.6 | <9.6 | <38.3 | <95.7 | <9.6 | <9.6 | <9.6 | <9.6 | <9.6 | <9.6 | <9.6 | <9.6 | <19.1 | <19.1 | <9.6 |
| 92552232 | AG4 (32-34)_20210728 | NA | 07/28/2021 | <3.2 | <3.2 | <3.2 | <3.2 | <116 | <5.8 | <116 | <5.8 | <5.8 | <5.8 | <5.8 | <5.8 | <11.6 | <5.8 | <5.8 | <5.8 | <5.8 | <5.8 | <5.8 | <5.8 | <5.8 | <23.2 | <57.9 | <5.8 | <5.8 | <5.8 | <5.8 | <5.8 | <5.8 | <5.8 | <5.8 | <11.6 | <11.6 | <5.8 |
| 92552232 | AG4 (8-10)_20210728 | NA | 07/28/2021 | <4 | <4 | <4 | **4.7** | <134 | <6.7 | <134 | <6.7 | <6.7 | <6.7 | <6.7 | <6.7 | <13.4 | <6.7 | <6.7 | <6.7 | <6.7 | <6.7 | <6.7 | <6.7 | **742** | <26.7 | <66.9 | <6.7 | <6.7 | <6.7 | <6.7 | <6.7 | <6.7 | <6.7 | <6.7 | <13.4 | <13.4 | <6.7 |
| 92552232 | AE5 (0-2)_20210728 | NA | 07/28/2021 | <3.8 | <3.8 | <3.8

# Table 2
## Summary of Delineation Soil Sampling Results

Colonial Pipeline Company
2020-L1-SR2448
Huntersville, North Carolina

| Lab Report | Sample ID | Well ID | Sample Date | MADEP VPH (mg/kg) | | | | Volatile Organic Compounds (EPA 8260D) (µg/kg) | | | | | | | | | | | | | | | | | | | | | | | | | | | | | |
|---|---|---|---|---|---|---|---|---|---|---|---|---|---|---|---|---|---|---|---|---|---|---|---|---|---|---|---|---|---|---|---|---|---|---|---|---|---|
| | | | | Aliphatic (C05-C08) | Aliphatic (C09-C12) | Aromatic (C09-C10), Unadjusted | Total VPH | Acetone | Benzene | 2-Butanone (MEK) | n-Butylbenzene | sec-Butylbenzene | tert-Butylbenzene | Chlorobenzene | Chloroform | Chloromethane | 2-Chlorotoluene | 4-Chlorotoluene | 1,1-Dichloroethane | 1,2-Dichloroethane | Diisopropyl ether | Ethylbenzene | Isopropylbenzene (Cumene) | p-Isopropyltoluene | Methylene Chloride | 4-Methyl-2-pentanone (MIBK) | Methyl-tert-butyl ether | Naphthalene | n-Propylbenzene | Styrene | 1,1,1,2-Tetrachloroethane | Tetrachloroethene | Toluene | 1,2,4-Trimethylbenzene | 1,3,5-Trimethylbenzene | Xylene (Total) | m&p-Xylene | o-Xylene |
| **Soil-to-Water MSCCs** | | | | **68** | **540** | **31** | **NE** | **24,000** | **7.2** | **16,000** | **2,400** | **2,200** | **1,700** | **440** | **340** | **14** | **NE** | **280** | **30** | **1.9** | **320** | **8,000** | **1,300** | **120** | **23** | **420** | **85** | **200** | **1,400** | **900** | **4** | **5.0** | **5,400** | **6,600** | **6,600** | **6,000** | **NE** | **NE** |
| **Residential MSCCs** | | | | **625** | **1,560** | **469** | **NE** | **14,000,000** | **12,000** | **9,380,000** | **782,000** | **1,560,000** | **1,560,000** | **312,000** | **21,000** | **51,000** | **NE** | **312,000** | **116,000** | **7,290** | **NE** | **60,300** | **1,560,000** | **1,560,000** | **93,800** | **1,250,000** | **156,000** | **5,500** | **1,560,000** | **3,120,000** | **25,200** | **93,800** | **1,250,000** | **156,000** | **156,000** | **3,120,000** | **NE** | **NE** |
| **Industrial / Commercial MSCCs** | | | | **9,340** | **23,300** | **7,000** | **NE** | **210,000,000** | **59,400** | **140,000,000** | **11,600,000** | **23,300,000** | **23,300,000** | **4,670,000** | **105,000** | **251,000** | **NE** | **4,670,000** | **573,000** | **35,900** | **2,330,000** | **297,000** | **23,300,000** | **23,300,000** | **1,400,000** | **18,600,000** | **1,810,000** | **27,000** | **23,300,000** | **46,700,000** | **125,000** | **1,400,000** | **18,600,000** | **2,330,000** | **2,330,000** | **46,700,000** | **NE** | **NE** |
| 92552521 | AG1 (0-2)_20210729 | NA | 07/29/2021 | <4.2 | <4.2 | <4.2 | <4.2 | **632** | **11.6** | **4,070** | <9.4 | <9.4 | <9.4 | <9.4 | <9.4 | <18.8 | <9.4 | <9.4 | <9.4 | <9.4 | <9.4 | **62.9** | **5.9J** | **93.2** | <37.6 | <93.9 | <9.4 | **19.2** | <9.4 | <9.4 | <9.4 | <9.4 | **192** | **116** | <9.4 | **342** | **251** | **91.7** |
| 92552521 | AG1 (1-16)_20210729 | NA | 07/29/2021 | **151** | **48.2** | **17.8** | **217** | <430 | **783** | <430 | **602** | <21.5 | <21.5 | <21.5 | <21.5 | <43 | <21.5 | <21.5 | <21.5 | <21.5 | <21.5 | **5,640** | **553** | **510** | <86.1 | <215 | <21.5 | **1,500** | **1,800** | **270** | <21.5 | <21.5 | **13,600** | **10,900** | **3,060** | **31,400** | **22,900** | **8,560** |
| 92552521 | AG1 (2-4)_20210729 | NA | 07/29/2021 | <3.8 | <3.8 | <3.8 | **5.8** | <149 | <7.4 | <149 | <7.4 | <7.4 | <7.4 | <7.4 | <7.4 | <14.9 | <7.4 | <7.4 | <7.4 | <7.4 | <7.4 | <7.4 | <7.4 | <7.4 | <29.7 | <74.3 | <7.4 | <7.4 | <7.4 | <7.4 | <7.4 | <7.4 | <7.4 | <7.4 | <14.9 | <14.9 | <7.4 |
| 92552521 | AG2 (0-2)_20210729 | NA | 07/29/2021 | <3.7 | **6.3** | **8.5** | **15.8** | <152 | <7.6 | **328** | <7.6 | <7.6 | <7.6 | <7.6 | <7.6 | <15.2 | <7.6 | <7.6 | <7.6 | <7.6 | <7.6 | <7.6 | <7.6 | **266** | <30.4 | <75.9 | <7.6 | <7.6 | <7.6 | <7.6 | <7.6 | <7.6 | **4.3J** | <7.6 | <7.6 | <15.2 | <15.2 | <7.6 |
| 92552521 | AG2 (10-12)_20210729 | NA | 07/29/2021 | <4.0 | <4.0 | <4.0 | <4.0 | <156 | **4.6J** | <156 | <7.8 | <7.8 | <7.8 | <7.8 | <7.8 | <15.6 | <7.8 | <7.8 | <7.8 | <7.8 | <7.8 | <7.8 | <7.8 | <7.8 | <31.2 | <77.9 | <7.8 | <7.8 | <7.8 | <7.8 | <7.8 | <7.8 | **31.3** | <7.8 | <7.8 | **18.5** | **10.8J** | **7.7J** |
| 92552521 | AG2 (22-24)_20210729* | NA | 07/29/2021 | <3.8 | <3.8 | <3.8 | **5.6** | <184 | **16.3** | <184 | <9.2 | <9.2 | <9.2 | <9.2 | <9.2 | <18.4 | <9.2 | <9.2 | <9.2 | <9.2 | <9.2 | **24.2** | <9.2 | <9.2 | <36.8 | <92 | <9.2 | <9.2 | <9.2 | <9.2 | <9.2 | <9.2 | **108** | **39.8** | **11.8** | **124** | **89.4** | **35.0** |
| 92552521 | AG3 (0-2)_20210729 | NA | 07/29/2021 | <3.6 | <3.6 | <3.6 | <3.6 | <156 | <7.8 | <156 | <7.8 | <7.8 | <7.8 | <7.8 | <7.8 | <15.6 | <7.8 | <7.8 | <7.8 | <7.8 | <7.8 | <7.8 | <7.8 | **51.9** | <31.2 | <77.9 | <7.8 | <7.8 | <7.8 | <7.8 | <7.8 | <7.8 | **5.2J** | <7.8 | <7.8 | <15.6 | <15.6 | <7.8 |
| 92552521 | AG3 (22-24)_20210729* | NA | 07/29/2021 | **11,000** | **3,450** | **1,240** | **15,700** | <6,900 | **17,900** | <6,900 | **9,510** | <345 | <345 | <345 | <345 | <690 | <345 | <345 | <345 | <345 | **628** | **107,000** | **9,610** | **8,730** | <1,380 | **4,750** | <345 | **20,800** | **34,400** | **4,850** | <345 | <345 | **276,000** | **190,000** | **56,300** | **579,000** | **425,000** | **154,000** |
| 92552521 | AG3 (6-8)_20210729 | NA | 07/29/2021 | <3.9 | **5.5** | **6.5** | **13.3** | <157 | <7.9 | <157 | <7.9 | <7.9 | <7.9 | <7.9 | <7.9 | <15.7 | <7.9 | <7.9 | <7.9 | <7.9 | <7.9 | <7.9 | <7.9 | <7.9 | <31.4 | <78.6 | <7.9 | <7.9 | <7.9 | <7.9 | <7.9 | <7.9 | <7.9 | <7.9 | <7.9 | <15.7 | <15.7 | <7.9 |
| 92552521 | AGA1 (0-2)_20210729 | NA | 07/29/2021 | <4 | <4 | <4 | <4.0 | <162 | <8.1 | <162 | <8.1 | <8.1 | <8.1 | <8.1 | <8.1 | <16.2 | <8.1 | <8.1 | <8.1 | <8.1 | <8.1 | <8.1 | <8.1 | **72.8** | <32.4 | <80.9 | <8.1 | <8.1 | <8.1 | <8.1 | <8.1 | <8.1 | <8.1 | <8.1 | <8.1 | <16.2 | <16.2 | <8.1 |
| 92552521 | AGA1 (16-18)_20210729 | NA | 07/29/2021 | <3.6 | <3.6 | <3.6 | <3.6 | <140 | <7 | <140 | <7 | <7 | <7 | <7 | <7 | <14 | <7 | <7 | <7 | <7 | <7 | <7 | <7 | <7 | <28 | <70 | <7 | <7 | <7 | <7 | <7 | <7 | <7 | <7 | <7 | <7 | <14 | <14 | <7 |
| 92552521 | AGA1 (2-4)_20210729 | NA | 07/29/2021 | <3.4 | <3.4 | <3.4 | <3.4 | <153 | <7.6 | <153 | <7.6 | <7.6 | <7.6 | <7.6 | <7.6 | <15.3 | <7.6 | <7.6 | <7.6 | <7.6 | <7.6 | <7.6 | <7.6 | <7.6 | <30.5 | <76.3 | <7.6 | <7.6 | <7.6 | <7.6 | <7.6 | <7.6 | <7.6 | <7.6 | <7.6 | <15.3 | <15.3 | <7.6 |
| 92552651 | AC 001 (0-2)_20210730 | NA | 07/30/2021 | <3.1 | <3.1 | <3.1 | <3.1 | <120 | <6 | <120 | <6 | <6 | <6 | <6 | <6 | <12 | <6 | <6 | <6 | <6 | <6 | <6 | <6 | <6 | <24 | <60.1 | <6 | <6 | <6 | <6 | <6 | <6 | <6 | <6 | <6 | <12 | <12 | <6 |
| 92552651 | AC 001 (32-34)_20210730* | NA | 07/30/2021 | <3.1 | <3.1 | <3.1 | <3.1 | <117 | <5.8 | <117 | <5.8 | <5.8 | <5.8 | <5.8 | <5.8 | <11.7 | <5.8 | <5.8 | <5.8 | <5.8 | <5.8 | <5.8 | <5.8 | <5.8 | <23.3 | <58.3 | <5.8 | <5.8 | <5.8 | <5.8 | <5.8 | <5.8 | <5.8 | <5.8 | <5.8 | <11.7 | <11.7 | <5.8 |
| 92552651 | AC 001 (8-10)_20210730 | NA | 07/30/2021 | <3.3 | <3.3 | <3.3 | <3.3 | <127 | <6.3 | <127 | <6.3 | <6.3 | <6.3 | <6.3 | <6.3 | <12.7 | <6.3 | <6.3 | <6.3 | <6.3 | <6.3 | <6.3 | <6.3 | <6.3 | <25.4 | <63.4 | <6.3 | <6.3 | <6.3 | <6.3 | <6.3 | <6.3 | <6.3 | <6.3 | <6.3 | <12.7 | <12.7 | <6.3 |
| 92552651 | AC0 A00 (0-2)_20210730 | NA | 07/30/2021 | <4.1 | <4.1 | <4.1 | <4.1 | <167 | <8.4 | **996** | <8.4 | <8.4 | <8.4 | <8.4 | <8.4 | <16.7 | <8.4 | <8.4 | <8.4 | <8.4 | <8.4 | <8.4 | <8.4 | <8.4 | <33.4 | <83.6 | <8.4 | <8.4 | <8.4 | <8.4 | <8.4 | <8.4 | <8.4 | <8.4 | <8.4 | <16.7 | <16.7 | <8.4 |
| 92552651 | AC0 A00 (10-12)_20210730 | NA | 07/30/2021 | <3.3 | <3.3 | <3.3 | <3.3 | <134 | <6.7 | <134 | <6.7 | <6.7 | <6.7 | <6.7 | <6.7 | <13.4 | <6.7 | <6.7 | <6.7 | <6.7 | <6.7 | <6.7 | <6.7 | <6.7 | <26.9 | <67.1 | <6.7 | <6.7 | <6.7 | <6.7 | <6.7 | <6.7 | <6.7 | <6.7 | <6.7 | <13.4 | <13.4 | <6.7 |
| 92552651 | AC0 A00 (32-34)_20210730* | NA | 07/30/2021 | <2.7 | <2.7 | <2.7 | <2.7 | <108 | <5.4 | <108 | <5.4 | <5.4 | <5.4 | <5.4 | <5.4 | <10.8 | <5.4 | <5.4 | <5.4 | <5.4 | <5.4 | <5.4 | <5.4 | <5.4 | <21.6 | <54.1 | <5.4 | <5.4 | <5.4 | <5.4 | <5.4 | <5.4 | <5.4 | <5.4 | <5.4 | <10.8 | <10.8 | <5.4 |
| **Soil Delineation Samples (Area B)** | | | | | | | | | | | | | | | | | | | | | | | | | | | | | | | | | | | | | | |
| 92541434 | A5 (4-6') | NA | 05/27/2021 | <4.3 | <4.3 | <4.3 | <4.3 | <187 | <9.3 | <187 | <9.3 | <9.3 | <9.3 | <9.3 | <9.3 | <18.7 | <9.3 | <9.3 | <9.3 | <9.3 | <9.3 | <9.3 | <9.3 | <9.3 | <37.4 | <93.4 | **17.4** | <9.3 | <9.3 | <9.3 | <9.3 | <9.3 | <9.3 | <9.3 | <9.3 | <18.7 | <18.7 | <9.3 |
| 92542469 | A5 (7-9')_20210603 | NA | 06/03/2021 | <3.8 | <3.8 | <3.8 | <3.8 | <141 | <7.1 | <141 | <7.1 | <7.1 | <7.1 | <7.1 | <7.1 | <14.1 | <7.1 | <7.1 | <7.1 | <7.1 | <7.1 | <7.1 | <7.1 | <7.1 | <28.3 | <70.7 | <7.1 | <7.1 | <7.1 | <7.1 | <7.1 | <7.1 | <7.1 | **4.7J** | <7.1 | <7.1 | <14.1 | <14.1 | <7.1 |
| 92541434 | A6 (4-6') | NA | 05/27/2021 | <3.3 | <3.3 | <3.3 | <3.3 | <147 | <7.4 | <147 | <7.4 | <7.4 | <7.4 | <7.4 | <7.4 | <14.7 | <7.4 | <7.4 | <7.4 | <7.4 | <7.4 | <7.4 | <7.4 | <7.4 | <29.5 | <73.7 | **10.6** | <7.4 | <7.4 | <7.4 | <7.4 | <7.4 | <7.4 | <7.4 | <7.4 | <14.7 | <14.7 | <7.4 |
| 92542469 | A6 (8-10')_20210603 | NA | 06/03/2021 | <4.9 | <4.9 | <4.9 | <4.9 | <131 | <6.5 | <131 | <6.5 | <6.5 | <6.5 | <6.5 | <6.5 | <13.1 | <6.5 | <6.5 | <6.5 | <6.5 | <6.5 | <6.5 | <6.5 | <6.5 | <26.1 | <65.3 | <6.5 | <6.5 | <6.5 | <6.5 | <6.5 | <6.5 | <6.5 | **5.1J** | <6.5 | <6.5 | <13.1 | <13.1 | <6.5 |
| 92541434 | A7 (8-10') | NA | 05/27/2021 | <4.1 | <4.1 | <4.1 | <4.1 | <172 | <8.6 | <172 | <8.6 | <8.6 | <8.6 | <8.6 | <8.6 | <17.2 | <8.6 | <8.6 | <8.6 | <8.6 | <8.6 | <8.6 | <8.6 | <8.6 | <34.3 | <85.8 | **18.0** | <8.6 | <8.6 | <8.6 | <8.6 | <8.6 | <8.6 | <8.6 | <8.6 | <17.2 | <17.2 | <8.6 |
| 92541039 | A8(8'-10') | NA | 05/26/2021 | <3.5 | <3.5 | <3.5 | <3.5 | <157 | <7.8 | <157 | <7.8 | <7.8 | <7.8 | <7.8 | <7.8 | <15.7 | <7.8 | <7.8 | <7.8 | <7.8 | <7.8 | <7.8 | <7.8 | <7.8 | <31.3 | <78.3 | <7.8 | <7.8 | <7.8 | <7.8 | <7.8 | <7.8 | <7.8 | <7.8 | <7.8 | <15.7 | <15.7 | <7.8 |
| 92541039 | A9(10'-12') | NA | 05/26/2021 | <4 | <4 | <4 | <4 | <164 | <8.2 | <164 | <8.2 | <8.2 | <8.2 | <8.2 | <8.2 | <16.4 | <8.2 | <8.2 | <8.2 | <8.2 | <8.2 | <8.2 | <8.2 | <8.2 | <32.8 | <81.9 | <8.2 | <8.2 | <8.2 | <8.2 | <8.2 | <8.2 | <8.2 | <8.2 | <8.2 | <16.4 | <16.4 | <8.2 |
| 92541039 | A10(16'-18') | NA | 05/26/2021 | <4 | <4 | <4 | <4 | <171 | <8.5 | <171 | <8.5 | <8.5 | <8.5 | <8.5 | <8.5 | <17.1 | <8.5 | <8.5 | <8.5 | <8.5 | <8.5 | <8.5 | <8.5 | <8.5 | <34.2 | <85.5 | <8.5 | <8.5 | <8.5 | <8.5 | <8.5 | <8.5 | <8.5 | <8.5 | <8.5 | <17.1 | <17.1 | <8.5 |
| 92541039 | A11(14'-16') | NA | 05/25/2021 | <4 | <4 | <4 | <4 | <152 | <7.6 | <152 | <7.6 | <7.6 | <7.6 | <7.6 | <7.6 | <15.2 | <7.6 | <7.6 | <7.6 | <7.6 | <7.6 | <7.6 | <7.6 | <7.6 | <30.4 | <76 | <7.6 | <7.6 | <7.6 | <7.6 | <7.6 | <7.6 | <7.6 | <7.6 | <7.6 | <15.2 | <15.2 | <7.6 |
| 92541039 | A12(20'22') | NA | 05/25/2021 | <3.5 | <3.5 | <3.5 | <3.5 | <147 | <7.3 | <147 | <7.3 | <7.3 | <7.3 | <7.3 | <7.3 | <14.7 | <7.3 | <7.3 | <7.3 | <7.3 | <7.3 | <7.3 | <7.3 | <7.3 | <29.3 | <73.3 | <7.3 | <7.3 | <7.3 | <7.3 | <7.3 | <7.3 | <7.3 | <7.3 | <7.3 | <14.7 | <14.7 | <7.3 |
| 92541434 | B3 (12-14') | NA | 05/27/2021 | <4.4 | <4.4 | <4.4 | <4.4 | <215 | <10.8 | <215 | <10.8 | <10.8 | <10.8 | <10.8 | <10.8 | <21.5 | <10.8 | <10.8 | <10.8 | <10.8 | <10.8 | <10.8 | <10.8 | <10.8 | <43.1 | <108 | **18.7** | <10.8 | <10.8 | <10.8 | <10.8 | <10.8 | <10.8 | <10.8 | <10.8 | <21.5 | <21.5 | <10.8 |
| 92541434 | B4 (8-10') | NA | 05/27/2021 | <4.2 | <4.2 | <4.2 | <4.2 | <189 | <9.5 | <189 | <9.5 | <9.5 | <9.5 | <9.5 | <9.5 | <18.9 | <9.5 | <9.5 | <9.5 | <9.5 | <9.5 | <9.5 | <9.5 | <9.5 | <37.8 | <94.5 | **20.4** | <9.5 | <9.5 | <9.5 | <9.5 | <9.5 | <9.5 | <9.5 | <9.5 | <18.9 | <18.9 | <9.5 |
| 92541039 | B13A(28'30') | NA | 05/25/2021 | <3.2 | <3.2 | <3.2 | <3.2 | <122 | <6.1 | <122 | <6.1 | <6.1 | <6.1 | <6.1 | <6.1 | <12.2 | <6.1 | <6.1 | <6.1 | <6.1 | <6.1 | <6.1 | <6.1 | <6.1 | <24.4 | <61 | <6.1 | <6.1 | <6.1 | <6.1 | <6.1 | <6.1 | <6.1 | <6.1 | <6.1 | <12.2 | <12.2 | <6.1 |
| 92540644 | BA13B(8'-10') | NA | 05/24/2021 | <3.1 | <3.1 | <3.1 | <3.1 | <126 | <6.3 | <126 | <6.3 | <6.3 | <6.3 | <6.3 | <6.3 | <12.6 | <6.3 | <6.3 | <6.3 | <6.3 | <6.3 | <6.3 | <6.3 | <6.3 | <25.2 | <63.1 | <6.3 | <6.3 | <6.3 | <6.3 | <6.3 | <6.3 | <6.3 | **4.2J** | <6.3 | <6.3 | <12.6 | <12.6 | <6.3 |
| 92540644 | BA13B(28'-30') | NA | 05/24/2021 | <6.2 | <6.2 | <6.2 | <6.2 | <246 | <12.3 | <246 | <12.3 | <12.3 | <12.3 | <12.3 | <12.3 | <24.6 | <12.3 | <12.3 | <12.3 | <12.3 | <12.3 | <12.3 | <12.3 | **70** | <49.1 | <123 | <12.3 | <12.3 | <12.3 | <12.3 | <12.3 | <12.3 | **24.4** | <12.3 | <12.3 | <24.6 | <24.6 | <12.3 |
| 92541434 | C3 (10-12') | NA | 05/27/2021 | <3.9 | <3.9 | <3.9 | <3.9 | <202 | <10.1 | <202 | <10.1 | <10.1 | <10.1 | <10.1 | <10.1 | <20.2 | <10.1 | <10.1 | <10.1 | <10.1 | <10.1 | <10.1 | <10.1 | <10.1 | <40.3 | <101 | **13.9** | <10.1 | <10.1 | <10.1 | <10.1 | <10.1 | <10.1 | <10.1 | <10.1 | <20.2 | <20.2 | <10.1 |
| 92540644 | CH (22'-24') | NA | 05/24/2021 | <3.3 | <3.3 | <3.3 | <3.3 | <139 | <7 | <139 | <7 | <7 | <7 | <7 | <7 | <13.9 | <7 | <7 | <7 | <7 | <7 | <7 | <7 | <7 | <27.9 | <69.7 | <7 | <7 | <7 | <7 | <7 | <7 | <7 | <7 | <7 | <13.9 | <13.9 | <7 |
| 92540644 | DI5 (22'-24') | NA | 05/24/2021 | <3.5 | <3.5 | <3.5 | <3.5 | <149 | <7.4 | <149 | <7.4 | <7.4 | <7.4 | <7.4 | <7.4 | <14.9 | <7.4 | <7.4 | <7.4 | <7.4 | <7.4 | <7.4 | <7.4 | <7.4 | <29.7 | <74.3 | <7.4 | <7.4 | <7.4 | <7.4 | <7.4 | <7.4 | <7.4 | **4.5J** | <7.4 | <7.4 | <14.9 | <14.9 | <7.4 |
| 92541461 | D2 (12-14') | NA | 05/28/2021 | <3.5 | **4.3** | <3.5 | **7.6** | <171 | <8.6 | <171 | <8.6 | <8.6 | <8.6 | <8.6 | <8.6 | <17.1 | <8.6 | <8.6 | <8.6 | <8.6 | <8.6 | <8.6 | <8.6 | <8.6 | <34.2 | <85.6 | <8.6 | <8.6 | <8.6 | <8.6 | <8.6 | <8.6 | <8.6 | <8.6 | <8.6 | <17.1 | <17.1 | <8.6 |
| 92541461 | E1 (14-16') | NA | 05/28/2021 | <4 | <4 | <4 | <4 | <166 | <8.3 | <166 | <8.3 | <8.3 | <8.3 | <8.3 | <8.3 | <16.6 | <8.3 | <8.3 | <8.3 | <8.3 | <8.3 | <8.3 | <8.3 | <8.3 | <33.2 | <83 | **9.6** | <8.3 | <8.3 | <8.3 | <8.3 | <8.3 | <8.3 | <8.3 | <8.3 | <16.6 | <16.6 | <8.3 |
| 92542348 | E16 (36-37)_20210602 | NA | 06/02/2021 | <4.4 | <4.4 | <4.4 | <4.4 | <136 | <6.8 | <136 | <6.8 | <6.8 | <6.8 | <6.8 | <6.8 | <13.6 | <6.8 | <6.8 | <6.8 | <6.8 | <6.8 | <6.8 | <6.8 | <6.8 | <27.1 | <67.8 | <6.8 | <6.8 | <6.8 | <6.8 | <6.8 | <6.8 | <6.8 | **6.3J** | <6.8 | <6.8 | <13.6 | <13.6 | <6.8 |
| 92541461 | F1 (16-18') | NA | 05/28/2021 | <3.3 | <3.3 | <3.3 | <3.3 | <138 | <6.9 | <138 | <6.9 | <6.9 | <6.9 | <6.9 | <6.9 | <13.8 | <6.9 | <6.9 | <6.9 | <6.9 | <6.9 | <6.9 | <6.9 | <6.9 | <27.6 | <68.9 | <6.9 | <6.9 | <6.9 | <6.9 | <6.9 | <6.9 | <6.9 | <6.9 | <6.9 | <13.8 | <13.8 | <6.9 |
| 92542469 | F16 (36-37')_20210603 | NA | 06/03/2021 | <3.3 | <3.3 | <3.3 | <3.3 | <144 | <7.2 | <144 | <7.2 | <7.2 | <7.2 | <7.2 | <7.2 | <14.4 | <7.2 | <7.2 | <7.2 | <7.2 | <7.2 | <7.2 | <7.2 | <7.2 | <28.7 | <71.8 | <7.2 | <7.2 | <7.2 | <7.2 | <7.2 | <7.2 | <7.2 | **4.4J** | <7.2 | <7.2 | <14.4 | <14.4 | <7.2 |
| 92541461 | G1 (16-18') | NA | 05/28/2021 | <3.5 | <3.5 | <3.5 | <3.5 | <149 | <7.5 | <149 | <7.5 | <7.5 | <7.5 | <7.5 | <7.5 | <14.9 | <7.5 | <7.5 | <7.5 | <7.5 | <7.5 | <7.5 | <7.5 | <7.5 | <29.8 | <74.6 | <7.5 | <7.5 | <7.5 | <7.5 | <7.5 | <7.5 | <7.5 | <7.5 | <7.5 | <14.9 | <14.9 | <7.5 |
| 92541693 | G16 (32'-34') | NA | 06/01/2021 | <3.4 | <3.4 | <3.4 | <3.4 | <151 | <7.5 | <151 | <7.5 | <7.5 | <7.5 | <7.5 | <7.5 | <15.1 | <7.5 | <7.5 | <7.5 | <7.5 | <7.5 | <7.5 | <7.5 | <7.5 | <30.1 | <75.3 | <7.5 | <7.5 | <7.5 | <7.5 | <7.5 | <7.5 | <7.5 | <7.5 | <7.5 | <15.1 | <15.1 | <7.5 |
| 92541693 | G16(28'-30') | NA | 06/01/2021 | <4.6 | <4.6 | <4.6 | <4.6 | <151 | <7.6 | <151 | <7.6 | <7.6 | <7.6 | <7.6 | <7.6 | <15.1 | <7.6 | <7.6 | <7.6 | <7.6 | <7.6 | <7.6 | <7.6 | <7.6 | <30.2 | <75.6 | <7.6 | <7.6 | <7.6 | <7.6 | <7.6 | <7.6 | <7.6 | <7.6 | <7.6 | <15.1 | <15.1 | <7.6 |
| 92541461 | H1 (16-18') | NA | 05/28/2021 | <4 | <4 | <4 | <4 | <149 | <7.4 | <149 | <7.4 | <7.4 | <7.4 | <7.4 | <7.4 | <14.9 | <7.4 | <7.4 | <7.4 | <7.4 | <7.4 | <7.4 | <7.4 | <7.4 | <29.8 | <74.4 | <7.4 | <7.4 | <7.4 | <7.4 | <7.4 | <7.4 | <7.4 | <7.4 | <7.4 | <14.9 | <14.9 | <7.4 |
| 92541693 | H16 (36'-38') | NA | 06/01/2021 | <3.2 | <3.2 | <3.2 | <3.2 | <129 | <6.5 | <129 | <6.5 | <6.5 | <6.5 | <6.5 | <6.5 | <12.9 | <6.5 | <6.5 | <6.5 | <6.5 | <6.5 | <6.5 | <6.5 | <6.5 | <25.8 | <64.6 | <6.5 | <6.5 | <6.5 | <6.5 | <6.5 | <6.5 | <6.5 | **4.1** | <6.5 | <6.5 | <12.9 | <12.9 | <6.5 |
| 92541461 | I1 (22-24') | NA | 05/28/2021 | <3.4 | <3.4 | <3.4 | <3.4 | <139 | **11.7** | <139 | <7 | <7 | <7 | <7 | <7 | <13.9 | <7 | <7 | <7 | <7 | <7 | **3.6J** | <7 | <7 | <27.8 | <69.6 | <7 | <7 | <7 | <7 | <7 | <7 | <7 | **33.6** | <7 | <7 | **19.5** | **13.4J** | **6.1J** |
| 92545117 | IA1 14-16_20210617 | NA | 06/17/2021 | **4** | **5** | <3.9 | **10** | <149 | <7.5 | <149 | <7.5 | <7.5 | <7.5 | <7.5 | <7.5 | <14.9 | <7.5 | <7.5 | <7.5 | <7.5 | <7.5 | **5.6J** | <7.5 | <7.5 | <29.8 | <74.5 | <7.5 | <7.5 | <7.5 | <7.5 | <7.5 | <7.5 | <7.5 | **24.2** | <7.5 | <7.5 | **12.9J** | **12.9J** | <7.5 |
| 92541693 | I16 (38'-39') | NA | 06/01/2021 | <3.8 | <3.8 | <3.8 | <3.8 | <146 | <7.3 | <146 | <7.3 | <7.3 | <7.3 | <7.3 | <7.3 | <14.6 | <7.3 | <7.3 | <7.3 | <7.3 | <7.3 | <7.3 | <7.3 | <7.3 | <29.2 | <72.9 | <7.3 | <7.3 | <7.3 | <7.3 | <7.3 | <7.3 | <7.3 | <7.3 | <7.3 | <14.6 | <14.6 | <7.3 |
| 92541659 | J1 14-16 | NA | 05/29/2021 | <2.8 | <2.8 | <2.8 | <2.8 | <121 | <6 | <121 | <6 | <6 | <6 | <6 | <6 | <12.1 | <6 | <6 | <6 | <6 | <6 | <6 | <6 | <6 | <24.1 | <60.3 | <6 | **5.6J** | <6 | <6 | <6 | <6 | <6 | **4.9J** | <6 | <6 | **5.8J** | **5.8J** | <6 |
| 92541659 | J1 22-24 | NA | 05/29/2021 | <3 | <3 | <3 | <3 | <120 | **4.1J** | <120 | <6 | <6 | <6 | <6 | <6 | <12 | <6 | <6 | <6 | <6 | <6 | **5.1J** | <6 | <6 | <24 | <60 | <6 | **4.0J** | <6 | <6 | <6 | <6 | <6 | **10.4** | <6 | <6 | **11.5J** | **7.7J** | **3.8J** |
| 92541693 | J16 (38'-40') | NA | 06/01/2021 | <4.2 | <4.2 | <4.2 | <4.2 | <129 | <6.4 | <129 | <6.4 | <6.4 | <6.4 | <6.4 | <6.4 | <12.9 | <6.4 | <6.4 | <6.4 | <6.4 | <6.4 | <6.4 | <6.4 | <6.4 | <25.8 | <64.5 | <6.4 | <6.4 | <6.4 | <6.4 | <6.4 | <6.4 | <6.4 | **3.4** | <6.4 | <6.4 | <12.9 | <12.9 | <6.4 |
| 92541659 | K2 22-24 | NA | 05/29/2021 | <3.2 | <3.2 | <3.2 | <3.2 | <134 | **4.5J** | <134 | <6.7 | <6.7 | <6.7 | <6.7 | <6.7 | <13.4 | <6.7 | <6.7 | <6.7 | <6.7 | <6.7 | <6.7 | <6.7 | <6.7 | <26.8 | <67.1 | <6.7 | <6.7 | <6.7 | <6.7 | <6.7 | <6.7 | <6.7 | **21.9** | <6.7 | <6.7 | <13.4 | <13.4 | <6.7 |
| 92541681 | K16 (42'-44')_20210531 | NA | 05/31/2021 | <3 | <3 | <3 | <3 | <125 | <6.3 | <125 | <6.3 | <6.3 | <6.3 | <6.3 | <6.3 | <12.5 | <6.3 | <6.3 | <6.3 | <6.3 | <6.3 | <6.3 | <6.3 | <6.3 | <25 | <62.5 | <6.3 | <6.3 | <6.3 | <6.3 | <6.3 | <6.3 | <6.3 | **7.4** | <6.8 | <6.8 | <13.5 | <13.5 | <6.8 |
| 92541659 | L3 18-20 | NA | 05/29/2021 | <3.5 | <3.5 | <3.5 | <3.5 | <135 | <6.8 | <135 | <6.8 | <6.8 | <6.8 | <6.8 | <6.8 | <13.5 | <6.8 | <6.8 | <6.8 | <6.8 | <6.8 | <6.8 | <6.8 | <6.8 | <27 | <67.6 | <6.8 | <6.8 | <6.8 | <6.8 | <6.8 | <6.8 | <6.8 | **5.1J** | <5.6 | <5.6 | <11.2 | <11.2 | <5.6 |
| 92541681 | L15 (42'-44')_20210531 | NA | 05/31/2021 | <2.7 | <2.7 | <2.7 | <2.7 | <112 | <5.6 | <112 | <5.6 | <5.6 | <5.6 | <5.6 | <5.6 | <11.2 | <5.6 | <5.6 | <5.6 | <5.6 | <5.6 | <5.6 | <5.6 | <5.6 | <22.4 | <56.1 | <5.6 | <5.6 | <5.6 | <5.6 | <5.6 | <5.6 | <5.6 | **4.3J** | <5.9 | <5.9 | <11.7 | <11.7 | <5.9 |
| 92541659 | M3 22-24 | NA | 05/29/2021 | <3 | <3 | <3 | <3 | <117 | <5.9 | <117 | <5.9 | <5.9 | <5.9 | <5.9 | <5.9 | <11.7 | <5.9 | <5.9 | <5.9 | <5.9 | <5.9 | <5.9 | <5.9 | <5.9 | <23.5 | <58.7 | <5.9 | <5.9 | <5.9 | <5.9 | <5.9 | <5.9 | <5.9 | **8.7** | <7.9 | <7.9 | <15.8 | <15.8 | <7.9 |
| 92542348 | M11 (34-35)_20210602 | NA | 06/02/2021 | <3.5 | <3.5 | <3.5 | <3.5 | <131 | **4.4J** | <131 | <6.6 | <6.6 | <6.6 | <6.6 | <6.6 | <13.1 | <6.6 | <6.6 | <6.6 | <6.6 | <6.6 | <6.6 | <6.6 | <6.6 | <26.3 | <65.7 | <6.6 | <6.6 | <6.6 | <6.6 | <6.6 | <6.6 | <6.6 | **11.4** | <6.6 | <6.6 | <13.1 | <13.1 | <6.6 |
| 92542348 | M12 (32-34)_20210602 | NA | 06/02/2021 | <6.6 | <6.6 | <6.6 | <6.6 | <158 | <7.9 | <158 | <7.9 | <7.9 | <7.9 | <7.9 | <7.9 | <15.8 | <7.9 | <7.9 | <7.9 | <7.9 | <7.9 | <7.9 | <7.9 | <7.9 | <31.6 | <79.1 | <7.9 | <7.9 | <7.9 | <7.9 | <7.9 | <7.9 | <7.9 | **8.7** | <7.9 | <7.9 | <15.8 | <15.8 | <7.9 |
| 92542348 | M13 (34-35)_20210602 | NA | 06/02/2021 | <3.7 | <3.7 | <3.7 | <3.7 | <149 | <7.5 | <149 | <7.5 | <7.5 | <7.5 | <7.5 | <7.5 | <14.9 | <7.5 | <7.5 | <7.5 | <7.5 | <7.5 | <7.5 | <7.5 | <7.5 | <29.9 | <74.6 | <7.5 | <7.5 | <7.5 | <7.5 | <7.5 | <7.5 | <7.5 | **6.6J** | <7.5 | <7.5 | <14.9 | <14.9 | <7.5 |
| 92542348 | M14 (28-30)_20210602 | NA | 06/02/2021 | <4 | <4 | <4 | <4 | <129 | <6.5 | <129 | <6.5 | <6.5 | <6.5 | <6.5 | <6.5 | <12.9 | <6.5 | <6.5 | <6.5 | <6.5 | <6.5 | <6.5 | <6.5 | <6.5 | <25.9 | <64.7 | <6.5 | **5.4J** | <6.5 | <6.5 | <6.5 | <6.5 | **8.8** | <6.5 | <6.5 | **7.5J** | **7.5J** | <6.5 |
| 92542348 | M14 (34-35)_20210602 | NA | 06/02/2021 | <2.9 | <2.9 | <2.9 | <2.9 | <109 | <5.5 | <109 | <5.5 | <5.5 | <5.5 | <5.5 | <5.5 | <10.9 | <5.5 | <5.5 | <5.5 | <5.5 | <5.5 | <5.5 | <5.5 | <5.5 | <21.9 | <54.7 | <5.5 | <5.5 | <5.5 | <5.5 | <5.5 | <5.5 | <5.5 | **5J** | <5.5 | <5.5 | <10.9 | <10.9 | <5.5 |
| 92541681 | M15 (33'-35')_20210531 | NA | 05/31/2021 | <3.2 | <3.2 | <3.2 | <3.2 | <145 | <7.3 | <145 | <7.3 | <7.3 | <7.3 | <7.3 | <7.3 | <14.5 | <7.3 | <7.3 | <7.3 | <7.3 | <7.3 | <7.3 | 

# Table 2
# Summary of Delineation Soil Sampling Results

Colonial Pipeline Company
2020-L1-SR2448
Huntersville, North Carolina

| Lab Report | Sample ID | Well ID | Sample Date | MADEP VPH (mg/kg) | | | | Volatile Organic Compounds (EPA 8260D) (µg/kg) | | | | | | | | | | | | | | | | | | | | | | | | | | | | | | |
|---|---|---|---|---|---|---|---|---|---|---|---|---|---|---|---|---|---|---|---|---|---|---|---|---|---|---|---|---|---|---|---|---|---|---|---|---|
| | | | | Aliphatic (C05-C08) | Aliphatic (C09-C12) | Aromatic (C09-C10), Unadjusted | Total VPH | Acetone | Benzene | 2-Butanone (MEK) | n-Butylbenzene | sec-Butylbenzene | tert-Butylbenzene | Chlorobenzene | Chloroform | Chloromethane | 2-Chlorotoluene | 4-Chlorotoluene | 1,1-Dichloroethane | 1,2-Dichloroethane | Diisopropyl ether | Ethylbenzene | Isopropylbenzene (Cumene) | p-Isopropyltoluene | Methylene Chloride | 4-Methyl-2-pentanone (MIBK) | Methyl-tert-butyl ether | Naphthalene | n-Propylbenzene | Styrene | 1,1,1,2-Tetrachloroethane | Tetrachloroethene | Toluene | 1,2,4-Trimethylbenzene | 1,3,5-Trimethylbenzene | Xylene (Total) | m&p-Xylene | o-Xylene |
| **Soil-to-Water MSCCs** | | | | **68** | **540** | **31** | **NE** | **24,000** | **7.2** | **16,000** | **2,400** | **2,200** | **1,700** | **440** | **340** | **14** | **NE** | **280** | **30** | **1.9** | **320** | **8,000** | **1,300** | **120** | **23** | **420** | **85** | **200** | **1,400** | **900** | **4** | **5.0** | **5,400** | **6,600** | **6,600** | **6,000** | **NE** | **NE** |
| **Residential MSCCs** | | | | **625** | **1,560** | **469** | **NE** | **14,000,000** | **12,000** | **9,380,000** | **782,000** | **1,560,000** | **1,560,000** | **312,000** | **21,000** | **51,000** | **NE** | **312,000** | **116,000** | **7,290** | **NE** | **60,300** | **1,560,000** | **1,560,000** | **93,800** | **1,250,000** | **156,000** | **5,500** | **1,560,000** | **3,120,000** | **25,200** | **93,800** | **1,250,000** | **156,000** | **156,000** | **3,120,000** | **NE** | **NE** |
| **Industrial / Commercial MSCCs** | | | | **9,340** | **23,300** | **7,000** | **NE** | **210,000,000** | **59,400** | **140,000,000** | **11,600,000** | **23,300,000** | **23,300,000** | **4,670,000** | **105,000** | **251,000** | **NE** | **4,670,000** | **573,000** | **35,900** | **2,330,000** | **297,000** | **23,300,000** | **23,300,000** | **1,400,000** | **18,600,000** | **1,810,000** | **27,000** | **23,300,000** | **46,700,000** | **125,000** | **1,400,000** | **18,600,000** | **2,330,000** | **2,330,000** | **46,700,000** | **NE** | **NE** |
| 92542647 | R10 (24-26')_20210604 | NA | 06/04/2021 | <3.8 | <3.8 | <3.8 | <3.8 | <158 | <7.9 | <158 | <7.9 | <7.9 | <7.9 | <7.9 | <7.9 | <15.8 | <7.9 | <7.9 | <7.9 | <7.9 | <7.9 | <7.9 | <7.9 | <7.9 | <31.6 | <79 | <7.9 | <7.9 | <7.9 | <7.9 | <7.9 | <7.9 | **7.6J** | <7.9 | <7.9 | <15.8 | <15.8 | <7.9 |
| 92542647 | R10 (28-30')_20210604 | NA | 06/04/2021 | <3.5 | <3.5 | <3.5 | <3.5 | <143 | <7.2 | <143 | <7.2 | <7.2 | <7.2 | <7.2 | <7.2 | <14.3 | <7.2 | <7.2 | <7.2 | <7.2 | <7.2 | <7.2 | <7.2 | <7.2 | <28.6 | <71.6 | <7.2 | <7.2 | <7.2 | <7.2 | <7.2 | <7.2 | **6.7J** | <7.2 | <7.2 | <14.3 | <14.3 | <7.2 |
| 92545117 | S7 20-22_20210617 | NA | 06/17/2021 | **10.2** | <4.2 | <4.2 | **14.9** | <157 | **193** | <157 | <7.9 | <7.9 | <7.9 | <7.9 | <7.9 | <15.7 | <7.9 | <7.9 | <7.9 | <7.9 | **21.7** | **46.6** | <7.9 | <7.9 | <31.4 | <78.6 | <7.9 | **78.2** | <7.9 | <7.9 | <7.9 | <7.9 | **534** | **54.6** | <7.9 | **263** | **169** | **94.5** |
| 92550329 | T6 0-2_20210717 | NA | 07/17/2021 | <4.9 | <4.9 | <4.9 | <4.9 | <169 | <8.5 | <169 | <8.5 | <8.5 | <8.5 | <8.5 | <8.5 | <16.9 | <8.5 | <8.5 | <8.5 | <8.5 | <8.5 | <8.5 | <8.5 | <8.5 | <33.8 | <84.6 | <8.5 | <8.5 | <8.5 | <8.5 | <8.5 | <8.5 | **6.3J** | <8.5 | <8.5 | <16.9 | <16.9 | <8.5 |
| 92550329 | T6 22-24_20210717 | NA | 07/17/2021 | <3.8 | <3.8 | <3.8 | <3.8 | <155 | <7.7 | <155 | <7.7 | <7.7 | <7.7 | <7.7 | <7.7 | <15.5 | <7.7 | <7.7 | <7.7 | <7.7 | <7.7 | <7.7 | <7.7 | <7.7 | <31 | <77.5 | <7.7 | <7.7 | <7.7 | <7.7 | <7.7 | <7.7 | **5.8J** | <7.7 | <7.7 | <15.5 | <15.5 | <7.7 |
| 92550329 | T8 0-2_20210717 | NA | 07/17/2021 | <3.1 | <3.1 | <3.1 | <3.1 | <120 | <6 | <120 | <6 | <6 | <6 | <6 | <6 | <12 | <6 | <6 | <6 | <6 | <6 | <6 | <6 | <6 | <24.1 | <60.2 | <6 | <6 | **3.2J** | <6 | <6 | <6 | <6 | **3.2J** | <6 | <6 | <12 | <12 | <6 |
| 92550329 | T8 4-6_20210717 | NA | 07/17/2021 | **4.0** | <3.6 | <3.6 | **4.2** | <145 | <7.3 | <145 | <7.3 | <7.3 | <7.3 | <7.3 | <7.3 | <14.5 | <7.3 | <7.3 | <7.3 | <7.3 | <7.3 | <7.3 | <7.3 | <7.3 | <29.1 | <72.6 | <7.3 | <7.3 | <7.3 | <7.3 | <7.3 | <7.3 | **4.0J** | <7.3 | <7.3 | <14.5 | <14.5 | <7.3 |
| 92550329 | T8 32-34_20210717 * | NA | 07/17/2021 | **135** | **36.9** | **16.4** | **188** | <325 | **2,230** | <325 | **279** | <16.2 | <16.2 | <16.2 | <16.2 | <32.5 | <16.2 | <16.2 | <16.2 | <16.2 | **222** | **2,360** | **219** | **233** | <64.9 | <162 | **70.4** | **926** | **794** | **114** | <16.2 | <16.2 | **10,200** | **4,980** | **1,420** | **13,100** | **9,490** | **3,630** |
| **Quality Control Data** | | | | | | | | | | | | | | | | | | | | | | | | | | | | | | | | | | | | | | |
| 92492881 | TB-1 | Trip Blank | 08/27/2020 | NA | NA | NA | NA | <25 | <1 | <5 | NA | NA | NA | <1 | <5 | <1 | <1 | <1 | <1 | <1 | <1 | <1 | NA | <1 | <5 | <5 | <1 | <1 | NA | <1 | <1 | <1 | <1 | NA | NA | <1 | <2 | <1 |
| 92493060 | TB-1 | Trip Blank | 08/28/2020 | NA | NA | NA | NA | <25 | <1 | <5 | NA | NA | NA | <1 | <5 | <1 | <1 | <1 | <1 | <1 | <1 | <1 | NA | <1 | <5 | <5 | <1 | <1 | NA | <1 | <1 | <1 | <1 | NA | NA | <1 | <2 | <1 |
| 92493075 | TB-1 | Trip Blank | 08/28/2020 | NA | NA | NA | NA | <25 | <1 | <5 | NA | NA | NA | <1 | <5 | <1 | <1 | <1 | <1 | <1 | <1 | <1 | NA | <1 | <5 | <5 | <1 | <1 | NA | <1 | <1 | <1 | <1 | NA | NA | <1 | <2 | <1 |
| 92493224 | TB-1 | Trip Blank | 08/31/2020 | NA | NA | NA | NA | <25 | <1 | <5 | NA | NA | NA | <1 | <5 | <1 | <1 | <1 | <1 | <1 | <1 | <1 | NA | <1 | <5 | <5 | <1 | <1 | NA | <1 | <1 | <1 | <1 | NA | NA | <1 | <2 | <1 |
| 92493403 | TB-1 | Trip Blank | 08/31/2020 | NA | NA | NA | NA | <25 | <1 | <5 | NA | NA | NA | <1 | <5 | <1 | <1 | <1 | <1 | <1 | <1 | <1 | NA | <1 | <5 | <5 | <1 | <1 | NA | <1 | <1 | <1 | <1 | NA | NA | <1 | <2 | <1 |
| 92493643 | TB-1 | Trip Blank | 08/31/2020 | NA | NA | NA | NA | <25 | <1 | <5 | NA | NA | NA | <1 | <5 | <1 | <1 | <1 | <1 | <1 | <1 | <1 | NA | <1 | <5 | <5 | <1 | <1 | NA | <1 | <1 | <1 | <1 | NA | NA | <1 | <2 | <1 |
| 92493861 | TB-1 | Trip Blank | 09/02/2020 | NA | NA | NA | NA | <25 | <1 | <5 | NA | NA | NA | <1 | <5 | <1 | <1 | <1 | <1 | <1 | <1 | <1 | NA | <1 | <5 | <5 | <1 | <1 | NA | <1 | <1 | <1 | <1 | NA | NA | <1 | <2 | <1 |
| 92494208 | TB-1 | Trip Blank | 09/04/2020 | NA | NA | NA | NA | <25 | <1 | <5 | NA | NA | NA | <1 | <5 | <1 | <1 | <1 | <1 | <1 | <1 | <1 | NA | <1 | <5 | <5 | <1 | <1 | NA | <1 | <1 | <1 | <1 | NA | NA | <1 | <2 | <1 |
| 92494924 | TB-20200909-1 | Trip Blank | 09/09/2020 | NA | NA | NA | NA | <25 | <1 | <5 | NA | NA | NA | <1 | <5 | <1 | <1 | <1 | <1 | <1 | <1 | <1 | NA | <1 | <5 | <5 | <1 | <1 | NA | <1 | <1 | <1 | <1 | NA | NA | <1 | <2 | <1 |
| 92494609 | TB-20200909-1 | Trip Blank | 09/09/2020 | NA | NA | NA | NA | <25 | <1 | <5 | NA | NA | NA | <1 | <5 | <1 | <1 | <1 | <1 | <1 | <1 | <1 | NA | <1 | <5 | <5 | <1 | <1 | NA | <1 | <1 | <1 | <1 | NA | NA | <1 | <2 | <1 |
| 92494925 | TB-20200909-2 | Trip Blank | 09/09/2020 | NA | NA | NA | NA | <25 | <1 | <5 | NA | NA | NA | <1 | <5 | <1 | <1 | <1 | <1 | <1 | <1 | <1 | NA | <1 | <5 | <5 | <1 | <1 | NA | <1 | <1 | <1 | <1 | NA | NA | <1 | <2 | <1 |
| 92494609 | TB-20200909-2 | Trip Blank | 09/09/2020 | NA | NA | NA | NA | <25 | <1 | <5 | NA | NA | NA | <1 | <5 | <1 | <1 | <1 | <1 | <1 | <1 | <1 | NA | <1 | <5 | <5 | <1 | <1 | NA | <1 | <1 | <1 | <1 | NA | NA | <1 | <2 | <1 |

**Notes:**
NA - Not Analyzed
NE - Not Established
All VPH analysis units reported in milligrams per kilogram (mg/kg); all VOC analysis units reported in micrograms per kilogram (ug/kg)
Only detected constituents are shown
MSCC - Maximum Soil Contaminant Concentrations
"<" - Indicates compound was not detected above laboratory reporting limit
"*" - Indicates sample was collected below water table and not used for delineation purposes
Volatile Organic Compounds analyzed by EPA Method 8260D
MADEP - Massachusetts Department of Environmental Protection; as required by North Carolina Department of Environmental Quality
VPH - Volatile Petroleum Hydrocarbon
Bold values indicate compound was detected above laboratory reporting limit
Shaded values indicate compound exceeded an MSCC
4-Chlorotoluene is a cosolvent in pesticides (https://pubchem.ncbi.nlm.nih.gov/compound/4-Chlorotoluene) and is not attributed to the release
Methylene Chloride is likely a laboratory artifact

**Table 3**
**Summary of Monitoring Well Gauging Data**

Colonial Pipeline Company
2020-L1-SR2448
Huntersville, North Carolina

| Well ID | Top Of Casing Elevation[1] | Date | Depth to Free Product (ft btoc) | Depth to Groundwater (ft btoc) | Free Product Thickness (ft) | Groundwater Elevation[2] (ft btoc) |
|---|---|---|---|---|---|---|
| **Surficial Unit Monitoring Wells** | | | | | | |
| MW-01 | 709.60 | 9/1/2020 | ND | 25.05 | 0.00 | 684.55 |
| MW-01 | 709.60 | 9/3/2020 | ND | 25.82 | 0.00 | 683.78 |
| MW-01 | 709.60 | 9/5/2020 | ND | 25.94 | 0.00 | 683.66 |
| MW-01 | 711.86 | 9/14/2020 | ND | 28.20 | 0.00 | 683.66 |
| MW-01 | 711.86 | 9/18/2020 | ND | 28.20 | 0.00 | 683.66 |
| MW-01 | 711.86 | 9/28/2020 | ND | 28.10 | 0.00 | 683.76 |
| MW-01 | 711.86 | 10/3/2020 | ND | 28.09 | 0.00 | 683.77 |
| MW-01 | 711.86 | 10/19/2020 | ND | 27.88 | 0.00 | 683.98 |
| MW-01 | 711.86 | 10/26/2020 | ND | 27.74 | 0.00 | 684.12 |
| MW-01 | 711.86 | 11/9/2020 | ND | 28.74 | 0.00 | 683.12 |
| MW-01 | 711.86 | 11/18/2020 | ND | 27.49 | 0.00 | 684.37 |
| MW-01 | 711.86 | 11/23/2020 | ND | 27.44 | 0.00 | 684.42 |
| MW-01 | 711.86 | 12/7/2020 | ND | 27.12 | 0.00 | 684.74 |
| MW-01 | 711.86 | 12/21/2020 | ND | 26.95 | 0.00 | 684.91 |
| MW-01 | 711.86 | 12/26/2020 | ND | 26.94 | 0.00 | 684.92 |
| MW-01 | 711.86 | 1/10/2021 | ND | 26.64 | 0.00 | 685.22 |
| MW-01 | 711.86 | 1/19/2021 | ND | 26.55 | 0.00 | 685.31 |
| MW-01 | 711.86 | 1/25/2021 | ND | 26.34 | 0.00 | 685.52 |
| MW-01 | 711.86 | 2/1/2021 | ND | 26.23 | 0.00 | 685.63 |
| MW-01 | 711.86 | 2/8/2021 | ND | 26.31 | 0.00 | 685.55 |
| MW-01 | 711.86 | 2/16/2021 | ND | 25.99 | 0.00 | 685.87 |
| MW-01 | 711.86 | 2/22/2021 | ND | 25.76 | 0.00 | 686.10 |
| MW-01 | 711.86 | 3/4/2021 | ND | 25.52 | 0.00 | 686.34 |
| MW-01 | 711.86 | 3/8/2021 | ND | 25.64 | 0.00 | 686.22 |
| MW-01 | 711.86 | 3/15/2021 | ND | 25.49 | 0.00 | 686.37 |
| MW-01 | 711.86 | 3/22/2021 | ND | 25.29 | 0.00 | 686.57 |
| MW-01 | 711.86 | 4/1/2021 | ND | 25.00 | 0.00 | 686.86 |
| MW-01 | 711.86 | 4/12/2021 | ND | 24.65 | 0.00 | 687.21 |
| MW-01 | 711.86 | 4/19/2021 | ND | 24.67 | 0.00 | 687.19 |
| MW-01 | 711.86 | 4/29/2021 | ND | 24.65 | 0.00 | 687.21 |
| MW-01 | 711.86 | 5/3/2021 | ND | 24.63 | 0.00 | 687.23 |
| MW-01 | 711.86 | 5/10/2021 | ND | 24.80 | 0.00 | 687.06 |
| MW-01 | 711.86 | 5/18/2021 | ND | 25.02 | 0.00 | 686.84 |
| MW-01 | 711.86 | 5/26/2021 | ND | 25.18 | 0.00 | 686.68 |
| MW-01 | 711.86 | 5/31/2021 | ND | 25.44 | 0.00 | 686.42 |
| MW-01 | 711.86 | 6/7/2021 | ND | 25.59 | 0.00 | 686.27 |
| MW-01 | 711.86 | 6/14/2021 | ND | 25.70 | 0.00 | 686.16 |
| MW-01 | 711.86 | 6/21/2021 | ND | 25.91 | 0.00 | 685.95 |
| MW-01 | 711.86 | 7/1/2021 | ND | 26.15 | 0.00 | 685.71 |
| MW-01 | 711.86 | 7/6/2021 | ND | 26.35 | 0.00 | 685.51 |
| MW-01 | 711.86 | 7/14/2021 | ND | 26.52 | 0.00 | 685.34 |
| MW-01 | 711.86 | 7/28/2021 | ND | 28.82 | 0.00 | 683.04 |
| MW-01 | 711.86 | 8/2/2021 | ND | 27.02 | 0.00 | 684.84 |
| MW-01 | 711.86 | 8/16/2021 | ND | 27.46 | 0.00 | 684.40 |

**Table 3**
**Summary of Monitoring Well Gauging Data**

Colonial Pipeline Company
2020-L1-SR2448
Huntersville, North Carolina

| Well ID | Top Of Casing Elevation[1] | Date | Depth to Free Product (ft btoc) | Depth to Groundwater (ft btoc) | Free Product Thickness (ft) | Groundwater Elevation[2] (ft btoc) |
|---|---|---|---|---|---|---|
| MW-01 | 711.86 | 8/26/2021 | ND | 27.76 | 0.00 | 684.10 |
| MW-01 | 711.86 | 8/30/2021 | ND | 27.95 | 0.00 | 683.91 |
| MW-01 | 711.86 | 9/14/2021 | ND | 28.35 | 0.00 | 683.51 |
| MW-01 | 711.86 | 9/23/2021 | ND | 28.74 | 0.00 | 683.12 |
| MW-01 | 711.86 | 10/6/2021 | ND | 29.10 | 0.00 | 682.76 |
| MW-01 | 711.86 | 10/12/2021 | ND | 29.32 | 0.00 | 682.54 |
| MW-01 | 711.86 | 10/18/2021 | ND | 29.56 | 0.00 | 682.30 |
| MW-01 | 711.86 | 10/27/2021 | ND | 29.84 | 0.00 | 682.02 |
| MW-01 | 711.86 | 11/1/2021 | ND | 30.02 | 0.00 | 681.84 |
| MW-01 | 711.86 | 11/15/2021 | ND | 30.45 | 0.00 | 681.41 |
| MW-01 | 711.86 | 11/22/2021 | ND | 30.60 | 0.00 | 681.26 |
| MW-01 | 711.86 | 11/30/2021 | ND | 30.86 | 0.00 | 681.00 |
| MW-01 | 711.86 | 12/6/2021 | ND | 30.93 | 0.00 | 680.93 |
| MW-01 | 711.86 | 12/13/2021 | ND | 31.15 | 0.00 | 680.71 |
| MW-01 | 711.86 | 12/20/2021 | ND | 31.35 | 0.00 | 680.51 |
| MW-01 | 711.86 | 12/28/2021 | ND | 31.47 | 0.00 | 680.39 |
| MW-01 | 711.86 | 1/4/2022 | ND | 31.68 | 0.00 | 680.18 |
| MW-01 | 711.86 | 1/10/2022 | ND | 31.84 | 0.00 | 680.02 |
| MW-02 | 710.96 | 9/1/2020 | ND | 26.65 | 0.00 | 684.31 |
| MW-02 | 710.96 | 9/3/2020 | ND | 27.59 | 0.00 | 683.37 |
| MW-02 | 710.96 | 9/5/2020 | ND | 28.00 | 0.00 | 682.96 |
| MW-02 | 712.53 | 9/14/2020 | ND | 29.57 | 0.00 | 682.96 |
| MW-02 | 712.53 | 9/18/2020 | ND | 29.56 | 0.00 | 682.97 |
| MW-02 | 712.53 | 9/28/2020 | ND | 29.51 | 0.00 | 683.02 |
| MW-02 | 712.53 | 10/3/2020 | ND | 30.60 | 0.00 | 681.93 |
| MW-02 | 712.53 | 10/19/2020 | ND | 29.41 | 0.00 | 683.12 |
| MW-02 | 712.53 | 10/26/2020 | ND | 29.30 | 0.00 | 683.23 |
| MW-02 | 712.53 | 11/9/2020 | ND | 29.07 | 0.00 | 683.46 |
| MW-02 | 712.53 | 11/18/2020 | ND | 29.05 | 0.00 | 683.48 |
| MW-02 | 712.53 | 11/23/2020 | ND | 28.98 | 0.00 | 683.55 |
| MW-02 | 712.53 | 12/7/2020 | ND | 28.59 | 0.00 | 683.94 |
| MW-02 | 712.53 | 12/21/2020 | ND | 28.44 | 0.00 | 684.09 |
| MW-02 | 712.53 | 12/26/2020 | ND | 28.74 | 0.00 | 683.79 |
| MW-02 | 712.53 | 1/10/2021 | ND | 28.54 | 0.00 | 683.99 |
| MW-02 | 712.53 | 1/19/2021 | ND | 28.39 | 0.00 | 684.14 |
| MW-02 | 712.53 | 1/25/2021 | ND | 28.09 | 0.00 | 684.44 |
| MW-02 | 712.53 | 2/1/2021 | ND | 27.74 | 0.00 | 684.79 |
| MW-02 | 712.53 | 2/8/2021 | ND | 28.28 | 0.00 | 684.25 |
| MW-02 | 712.53 | 2/16/2021 | ND | 27.65 | 0.00 | 684.88 |
| MW-02 | 712.53 | 2/22/2021 | ND | 27.53 | 0.00 | 685.00 |
| MW-02 | 712.53 | 3/4/2021 | ND | 27.52 | 0.00 | 685.01 |
| MW-02 | 712.53 | 3/8/2021 | ND | 27.76 | 0.00 | 684.77 |
| MW-02 | 712.53 | 3/15/2021 | ND | 27.58 | 0.00 | 684.95 |
| MW-02 | 712.53 | 3/22/2021 | ND | 27.39 | 0.00 | 685.14 |
| MW-02 | 712.53 | 4/1/2021 | ND | 27.16 | 0.00 | 685.37 |

**Table 3**
**Summary of Monitoring Well Gauging Data**

Colonial Pipeline Company
2020-L1-SR2448
Huntersville, North Carolina

| Well ID | Top Of Casing Elevation[1] | Date | Depth to Free Product (ft btoc) | Depth to Groundwater (ft btoc) | Free Product Thickness (ft) | Groundwater Elevation[2] (ft btoc) |
|---|---|---|---|---|---|---|
| MW-02 | 712.53 | 4/12/2021 | ND | 26.83 | 0.00 | 685.70 |
| MW-02 | 712.53 | 4/19/2021 | ND | 27.76 | 0.00 | 684.77 |
| MW-02 | 712.53 | 4/29/2021 | ND | 26.64 | 0.00 | 685.89 |
| MW-02 | 712.53 | 5/3/2021 | ND | 26.63 | 0.00 | 685.90 |
| MW-02 | 712.53 | 5/10/2021 | ND | 26.69 | 0.00 | 685.84 |
| MW-02 | 712.53 | 5/18/2021 | ND | 26.81 | 0.00 | 685.72 |
| MW-02 | 712.53 | 5/26/2021 | ND | 26.80 | 0.00 | 685.73 |
| MW-02 | 712.53 | 5/31/2021 | ND | 27.03 | 0.00 | 685.50 |
| MW-02 | 712.53 | 6/7/2021 | ND | 26.99 | 0.00 | 685.54 |
| MW-02 | 712.53 | 6/14/2021 | ND | 27.08 | 0.00 | 685.45 |
| MW-02 | 712.53 | 6/21/2021 | ND | 27.19 | 0.00 | 685.34 |
| MW-02 | 712.53 | 7/1/2021 | ND | 27.31 | 0.00 | 685.22 |
| MW-02 | 712.53 | 7/6/2021 | ND | 27.51 | 0.00 | 685.02 |
| MW-02 | 712.53 | 7/14/2021 | ND | 27.59 | 0.00 | 684.94 |
| MW-02 | 712.53 | 7/28/2021 | ND | 27.77 | 0.00 | 684.76 |
| MW-02 | 712.53 | 8/2/2021 | ND | 27.92 | 0.00 | 684.61 |
| MW-02 | 712.53 | 8/16/2021 | ND | 28.19 | 0.00 | 684.34 |
| MW-02 | 712.53 | 8/26/2021 | ND | 28.42 | 0.00 | 684.11 |
| MW-02 | 712.53 | 8/30/2021 | ND | 28.43 | 0.00 | 684.10 |
| MW-02 | 712.53 | 9/14/2021 | ND | 28.75 | 0.00 | 683.78 |
| MW-02 | 712.53 | 9/23/2021 | ND | 29.03 | 0.00 | 683.50 |
| MW-02 | 712.53 | 10/6/2021 | ND | 29.28 | 0.00 | 683.25 |
| MW-02 | 712.53 | 10/12/2021 | ND | 29.43 | 0.00 | 683.10 |
| MW-02 | 712.53 | 10/18/2021 | ND | 29.65 | 0.00 | 682.88 |
| MW-02 | 712.53 | 10/27/2021 | ND | 29.86 | 0.00 | 682.67 |
| MW-02 | 712.53 | 11/1/2021 | ND | 30.05 | 0.00 | 682.48 |
| MW-02 | 712.53 | 11/15/2021 | ND | 30.40 | 0.00 | 682.13 |
| MW-02 | 712.53 | 11/22/2021 | ND | 30.47 | 0.00 | 682.06 |
| MW-02 | 712.53 | 11/30/2021 | ND | 30.65 | 0.00 | 681.88 |
| MW-02 | 712.53 | 12/6/2021 | ND | 30.76 | 0.00 | 681.77 |
| MW-02 | 712.53 | 12/13/2021 | ND | 31.18 | 0.00 | 681.35 |
| MW-02 | 712.53 | 12/20/2021 | ND | 31.19 | 0.00 | 681.34 |
| MW-02 | 712.53 | 12/28/2021 | ND | 31.29 | 0.00 | 681.24 |
| MW-02 | 712.53 | 1/4/2022 | ND | 31.46 | 0.00 | 681.07 |
| MW-02 | 712.53 | 1/10/2022 | ND | 31.64 | 0.00 | 680.89 |
| MW-03 | 703.64 | 9/1/2020 | ND | 19.93 | 0.00 | 683.71 |
| MW-03 | 703.64 | 9/3/2020 | ND | 22.74 | 0.00 | 680.90 |
| MW-03 | 703.64 | 9/5/2020 | ND | 22.84 | 0.00 | 680.80 |
| MW-03 | 703.64 | 9/14/2020 | ND | 22.78 | 0.00 | 680.86 |
| MW-03 | 703.64 | 9/18/2020 | ND | 22.80 | 0.00 | 680.84 |
| MW-03 | 703.64 | 9/28/2020 | ND | 22.54 | 0.00 | 681.10 |
| MW-03 | 703.64 | 10/3/2020 | ND | 22.57 | 0.00 | 681.07 |
| MW-03 | 703.64 | 10/19/2020 | ND | 21.88 | 0.00 | 681.76 |
| MW-03 | 703.64 | 10/26/2020 | ND | 21.70 | 0.00 | 681.94 |
| MW-03 | 703.64 | 11/9/2020 | ND | 21.44 | 0.00 | 682.20 |

**Table 3**
**Summary of Monitoring Well Gauging Data**

Colonial Pipeline Company
2020-L1-SR2448
Huntersville, North Carolina

| Well ID | Top Of Casing Elevation[1] | Date | Depth to Free Product (ft btoc) | Depth to Groundwater (ft btoc) | Free Product Thickness (ft) | Groundwater Elevation[2] (ft btoc) |
|---|---|---|---|---|---|---|
| MW-03 | 703.64 | 11/18/2020 | ND | 20.87 | 0.00 | 682.77 |
| MW-03 | 703.64 | 11/23/2020 | ND | 20.76 | 0.00 | 682.88 |
| MW-03 | 703.64 | 12/7/2020 | ND | 20.39 | 0.00 | 683.25 |
| MW-03 | 703.64 | 12/21/2020 | ND | 19.90 | 0.00 | 683.74 |
| MW-03 | 703.64 | 12/26/2020 | ND | 19.71 | 0.00 | 683.93 |
| MW-03 | 703.64 | 1/10/2021 | ND | 19.54 | 0.00 | 684.10 |
| MW-03 | 703.64 | 1/19/2021 | ND | 19.47 | 0.00 | 684.17 |
| MW-03 | 703.64 | 1/25/2021 | ND | 19.43 | 0.00 | 684.21 |
| MW-03 | 703.64 | 2/1/2021 | ND | 18.56 | 0.00 | 685.08 |
| MW-03 | 703.64 | 2/8/2021 | ND | 18.69 | 0.00 | 684.95 |
| MW-03 | 703.64 | 2/16/2021 | ND | 17.45 | 0.00 | 686.19 |
| MW-03 | 703.64 | 2/22/2021 | ND | 16.89 | 0.00 | 686.75 |
| MW-03 | 703.64 | 3/4/2021 | ND | 17.16 | 0.00 | 686.48 |
| MW-03 | 703.64 | 3/8/2021 | ND | 17.67 | 0.00 | 685.97 |
| MW-03 | 703.64 | 3/15/2021 | ND | 17.90 | 0.00 | 685.74 |
| MW-03 | 703.64 | 3/22/2021 | ND | 16.79 | 0.00 | 686.85 |
| MW-03 | 703.64 | 4/1/2021 | ND | 15.92 | 0.00 | 687.72 |
| MW-03 | 703.64 | 4/12/2021 | ND | 16.90 | 0.00 | 686.74 |
| MW-03 | 703.64 | 4/19/2021 | ND | 17.42 | 0.00 | 686.22 |
| MW-03 | 703.64 | 4/29/2021 | ND | 18.12 | 0.00 | 685.52 |
| MW-03 | 703.64 | 5/3/2021 | ND | 18.29 | 0.00 | 685.35 |
| MW-03 | 703.64 | 5/10/2021 | ND | 18.80 | 0.00 | 684.84 |
| MW-03 | 703.64 | 5/18/2021 | ND | 19.20 | 0.00 | 684.44 |
| MW-03 | 703.64 | 5/26/2021 | ND | 19.40 | 0.00 | 684.24 |
| MW-03 | 703.64 | 5/31/2021 | ND | 19.82 | 0.00 | 683.82 |
| MW-03 | 703.64 | 6/7/2021 | ND | 20.08 | 0.00 | 683.56 |
| MW-03 | 703.64 | 6/14/2021 | ND | 20.27 | 0.00 | 683.37 |
| MW-03 | 703.64 | 6/21/2021 | ND | 20.58 | 0.00 | 683.06 |
| MW-03 | 703.64 | 7/1/2021 | ND | 20.83 | 0.00 | 682.81 |
| MW-03 | 703.64 | 7/6/2021 | ND | 21.10 | 0.00 | 682.54 |
| MW-03 | 703.64 | 7/14/2021 | ND | 21.27 | 0.00 | 682.37 |
| MW-03 | 703.64 | 7/28/2021 | ND | 21.79 | 0.00 | 681.85 |
| MW-03 | 703.64 | 8/2/2021 | ND | 22.21 | 0.00 | 681.43 |
| MW-03 | 703.64 | 8/16/2021 | ND | 22.80 | 0.00 | 680.84 |
| MW-03 | 703.64 | 8/26/2021 | ND | 23.15 | 0.00 | 680.49 |
| MW-03 | 703.64 | 8/30/2021 | ND | 23.58 | 0.00 | 680.06 |
| MW-03 | 703.64 | 9/14/2021 | ND | 24.37 | 0.00 | 679.27 |
| MW-03 | 703.64 | 9/23/2021 | ND | 24.64 | 0.00 | 679.00 |
| MW-03 | 703.64 | 10/6/2021 | ND | 25.45 | 0.00 | 678.19 |
| MW-03 | 703.64 | 10/12/2021 | ND | 25.81 | 0.00 | 677.83 |
| MW-03 | 703.64 | 10/18/2021 | ND | 26.12 | 0.00 | 677.52 |
| MW-03 | 703.64 | 10/27/2021 | ND | 26.26 | 0.00 | 677.38 |
| MW-03 | 703.64 | 11/1/2021 | ND | 26.51 | 0.00 | 677.13 |
| MW-03 | 703.64 | 11/15/2021 | ND | 27.84 | 0.00 | 675.80 |
| MW-03 | 703.64 | 11/22/2021 | ND | 28.15 | 0.00 | 675.49 |

**Table 3**
**Summary of Monitoring Well Gauging Data**

Colonial Pipeline Company
2020-L1-SR2448
Huntersville, North Carolina

| Well ID | Top Of Casing Elevation[1] | Date | Depth to Free Product (ft btoc) | Depth to Groundwater (ft btoc) | Free Product Thickness (ft) | Groundwater Elevation[2] (ft btoc) |
|---|---|---|---|---|---|---|
| MW-03 | 703.64 | 11/30/2021 | ND | 28.50 | 0.00 | 675.14 |
| MW-03 | 703.64 | 12/6/2021 | ND | 28.46 | 0.00 | 675.18 |
| MW-03 | 703.64 | 12/13/2021 | ND | 28.65 | 0.00 | 674.99 |
| MW-03 | 703.64 | 12/20/2021 | ND | 28.76 | 0.00 | 674.88 |
| MW-03 | 703.64 | 12/28/2021 | ND | 28.19 | 0.00 | 675.45 |
| MW-03 | 703.64 | 1/4/2022 | ND | 28.72 | 0.00 | 674.92 |
| MW-03 | 703.64 | 1/10/2022 | ND | 28.84 | 0.00 | 674.80 |
| MW-04 | 712.05 | 9/1/2020 | ND | 28.30 | 0.00 | 683.75 |
| MW-04 | 712.05 | 9/3/2020 | ND | 28.19 | 0.00 | 683.86 |
| MW-04 | 712.05 | 9/5/2020 | ND | 28.32 | 0.00 | 683.73 |
| MW-04 | 715.04 | 9/14/2020 | ND | 31.32 | 0.00 | 683.72 |
| MW-04 | 715.04 | 9/18/2020 | ND | 31.31 | 0.00 | 683.73 |
| MW-04 | 715.04 | 9/28/2020 | ND | 31.23 | 0.00 | 683.81 |
| MW-04 | 715.04 | 10/3/2020 | ND | 31.26 | 0.00 | 683.78 |
| MW-04 | 715.04 | 10/19/2020 | ND | 30.93 | 0.00 | 684.11 |
| MW-04 | 715.04 | 10/26/2020 | ND | 30.78 | 0.00 | 684.26 |
| MW-04 | 715.04 | 11/9/2020 | ND | 30.50 | 0.00 | 684.54 |
| MW-04 | 715.04 | 11/18/2020 | ND | 30.44 | 0.00 | 684.60 |
| MW-04 | 715.04 | 11/23/2020 | ND | 30.32 | 0.00 | 684.72 |
| MW-04 | 715.04 | 12/7/2020 | ND | 29.97 | 0.00 | 685.07 |
| MW-04 | 715.04 | 12/21/2020 | ND | 29.78 | 0.00 | 685.26 |
| MW-04 | 715.04 | 12/26/2020 | ND | 30.04 | 0.00 | 685.00 |
| MW-04 | 715.04 | 1/10/2021 | ND | 29.86 | 0.00 | 685.18 |
| MW-04 | 715.04 | 1/19/2021 | ND | 29.76 | 0.00 | 685.28 |
| MW-04 | 715.04 | 1/25/2021 | ND | 23.46 | 0.00 | 691.58 |
| MW-04 | 715.04 | 2/1/2021 | ND | 29.16 | 0.00 | 685.88 |
| MW-04 | 715.04 | 2/8/2021 | ND | 29.61 | 0.00 | 685.43 |
| MW-04 | 715.04 | 2/16/2021 | ND | 29.05 | 0.00 | 685.99 |
| MW-04 | 715.04 | 2/22/2021 | ND | 28.90 | 0.00 | 686.14 |
| MW-04 | 715.04 | 3/4/2021 | ND | 28.87 | 0.00 | 686.17 |
| MW-04 | 715.04 | 3/8/2021 | ND | 29.13 | 0.00 | 685.91 |
| MW-04 | 715.04 | 3/15/2021 | ND | 28.98 | 0.00 | 686.06 |
| MW-04 | 715.04 | 3/22/2021 | ND | 28.76 | 0.00 | 686.28 |
| MW-04 | 715.04 | 4/1/2021 | ND | 28.54 | 0.00 | 686.50 |
| MW-04 | 715.04 | 4/12/2021 | ND | 28.19 | 0.00 | 686.85 |
| MW-04 | 715.04 | 4/19/2021 | ND | 28.23 | 0.00 | 686.81 |
| MW-04 | 715.04 | 4/29/2021 | ND | 28.26 | 0.00 | 686.78 |
| MW-04 | 715.04 | 5/3/2021 | ND | 28.27 | 0.00 | 686.77 |
| MW-04 | 715.04 | 5/10/2021 | ND | 28.39 | 0.00 | 686.65 |
| MW-04 | 715.04 | 5/18/2021 | ND | 28.54 | 0.00 | 686.50 |
| MW-04 | 715.04 | 5/26/2021 | ND | 28.56 | 0.00 | 686.48 |
| MW-04 | 715.04 | 5/31/2021 | ND | 28.78 | 0.00 | 686.26 |
| MW-04 | 715.04 | 6/7/2021 | ND | 28.77 | 0.00 | 686.27 |
| MW-04 | 715.04 | 6/14/2021 | ND | 28.86 | 0.00 | 686.18 |
| MW-04 | 715.04 | 6/21/2021 | ND | 29.01 | 0.00 | 686.03 |

**Table 3**
**Summary of Monitoring Well Gauging Data**

Colonial Pipeline Company
2020-L1-SR2448
Huntersville, North Carolina

| Well ID | Top Of Casing Elevation[1] | Date | Depth to Free Product (ft btoc) | Depth to Groundwater (ft btoc) | Free Product Thickness (ft) | Groundwater Elevation[2] (ft btoc) |
|---|---|---|---|---|---|---|
| MW-04 | 715.04 | 7/1/2021 | ND | 29.13 | 0.00 | 685.91 |
| MW-04 | 715.04 | 7/6/2021 | ND | 29.32 | 0.00 | 685.72 |
| MW-04 | 715.04 | 7/14/2021 | ND | 29.41 | 0.00 | 685.63 |
| MW-04 | 715.04 | 7/28/2021 | ND | 29.61 | 0.00 | 685.43 |
| MW-04 | 715.04 | 8/2/2021 | ND | 29.76 | 0.00 | 685.28 |
| MW-04 | 715.04 | 8/16/2021 | ND | 30.05 | 0.00 | 684.99 |
| MW-04 | 715.04 | 8/26/2021 | ND | 30.29 | 0.00 | 684.75 |
| MW-04 | 715.04 | 8/30/2021 | ND | 30.28 | 0.00 | 684.76 |
| MW-04 | 715.04 | 9/14/2021 | ND | 30.64 | 0.00 | 684.40 |
| MW-04 | 715.04 | 9/23/2021 | ND | 30.90 | 0.00 | 684.14 |
| MW-04 | 715.04 | 10/6/2021 | ND | 31.20 | 0.00 | 683.84 |
| MW-04 | 715.04 | 10/12/2021 | ND | 31.35 | 0.00 | 683.69 |
| MW-04 | 715.04 | 10/18/2021 | ND | 31.57 | 0.00 | 683.47 |
| MW-04 | 715.04 | 10/27/2021 | ND | 31.81 | 0.00 | 683.23 |
| MW-04 | 715.04 | 11/1/2021 | ND | 32.01 | 0.00 | 683.03 |
| MW-04 | 715.04 | 11/15/2021 | ND | 32.36 | 0.00 | 682.68 |
| MW-04 | 715.04 | 11/22/2021 | ND | 32.41 | 0.00 | 682.63 |
| MW-04 | 715.04 | 11/30/2021 | ND | 32.61 | 0.00 | 682.43 |
| MW-04 | 715.04 | 12/6/2021 | ND | 32.70 | 0.00 | 682.34 |
| MW-04 | 715.04 | 12/13/2021 | ND | 32.96 | 0.00 | 682.08 |
| MW-04 | 715.04 | 12/20/2021 | ND | 33.15 | 0.00 | 681.89 |
| MW-04 | 715.04 | 12/28/2021 | ND | 33.25 | 0.00 | 681.79 |
| MW-04 | 715.04 | 1/4/2022 | ND | 33.45 | 0.00 | 681.59 |
| MW-04 | 715.04 | 1/10/2022 | ND | 33.64 | 0.00 | 681.40 |
| MW-05 | 705.61 | 9/1/2020 | ND | 24.19 | 0.00 | 681.42 |
| MW-05 | 705.61 | 9/3/2020 | ND | 25.22 | 0.00 | 680.39 |
| MW-05 | 705.61 | 9/5/2020 | ND | 26.38 | 0.00 | 679.23 |
| MW-05 | 705.61 | 9/6/2020 | ND | 27.38 | 0.00 | 678.23 |
| MW-05 | 707.30 | 9/14/2020 | ND | 27.04 | 0.00 | 680.26 |
| MW-05 | 707.30 | 9/18/2020 | ND | 27.03 | 0.00 | 680.27 |
| MW-05 | 707.30 | 9/28/2020 | ND | 26.87 | 0.00 | 680.43 |
| MW-05 | 707.30 | 10/3/2020 | ND | 26.88 | 0.00 | 680.42 |
| MW-05 | 707.30 | 10/19/2020 | ND | 26.49 | 0.00 | 680.81 |
| MW-05 | 707.30 | 10/26/2020 | ND | 26.34 | 0.00 | 680.96 |
| MW-05 | 707.30 | 10/28/2020 | ND | 28.34 | 0.00 | 678.96 |
| MW-05 | 707.30 | 11/9/2020 | ND | 26.06 | 0.00 | 681.24 |
| MW-05 | 707.30 | 11/18/2020 | ND | 25.93 | 0.00 | 681.37 |
| MW-05 | 707.30 | 11/23/2020 | ND | 25.80 | 0.00 | 681.50 |
| MW-05 | 707.30 | 12/7/2020 | ND | 25.39 | 0.00 | 681.91 |
| MW-05 | 707.30 | 12/21/2020 | ND | 25.14 | 0.00 | 682.16 |
| MW-05 | 707.30 | 12/26/2020 | ND | 25.17 | 0.00 | 682.13 |
| MW-05 | 707.30 | 1/10/2021 | ND | 24.89 | 0.00 | 682.41 |
| MW-05 | 707.30 | 1/19/2021 | ND | 24.72 | 0.00 | 682.58 |
| MW-05 | 707.30 | 1/25/2021 | ND | 24.43 | 0.00 | 682.87 |
| MW-05 | 707.30 | 2/1/2021 | ND | 24.25 | 0.00 | 683.05 |

**Table 3**
**Summary of Monitoring Well Gauging Data**

Colonial Pipeline Company
2020-L1-SR2448
Huntersville, North Carolina

| Well ID | Top Of Casing Elevation[1] | Date | Depth to Free Product (ft btoc) | Depth to Groundwater (ft btoc) | Free Product Thickness (ft) | Groundwater Elevation[2] (ft btoc) |
|---|---|---|---|---|---|---|
| MW-05 | 707.30 | 2/8/2021 | ND | 24.49 | 0.00 | 682.81 |
| MW-05 | 707.30 | 2/16/2021 | ND | 23.96 | 0.00 | 683.34 |
| MW-05 | 707.30 | 2/22/2021 | ND | 23.66 | 0.00 | 683.64 |
| MW-05 | 707.30 | 3/4/2021 | ND | 23.41 | 0.00 | 683.89 |
| MW-05 | 707.30 | 3/8/2021 | ND | 23.64 | 0.00 | 683.66 |
| MW-05 | 707.30 | 3/15/2021 | ND | 23.46 | 0.00 | 683.84 |
| MW-05 | 707.30 | 3/22/2021 | ND | 23.19 | 0.00 | 684.11 |
| MW-05 | 707.30 | 4/1/2021 | ND | 22.79 | 0.00 | 684.51 |
| MW-05 | 707.30 | 4/12/2021 | ND | 22.41 | 0.00 | 684.89 |
| MW-05 | 707.30 | 4/19/2021 | ND | 22.45 | 0.00 | 684.85 |
| MW-05 | 707.30 | 4/29/2021 | ND | 22.53 | 0.00 | 684.77 |
| MW-05 | 707.30 | 5/3/2021 | ND | 22.55 | 0.00 | 684.75 |
| MW-05 | 707.30 | 5/10/2021 | ND | 22.83 | 0.00 | 684.47 |
| MW-05 | 707.30 | 5/18/2021 | ND | 23.13 | 0.00 | 684.17 |
| MW-05 | 707.30 | 5/26/2021 | ND | 23.32 | 0.00 | 683.98 |
| MW-05 | 707.30 | 5/31/2021 | ND | 23.68 | 0.00 | 683.62 |
| MW-05 | 707.30 | 6/7/2021 | ND | 23.83 | 0.00 | 683.47 |
| MW-05 | 707.30 | 6/14/2021 | ND | 23.98 | 0.00 | 683.32 |
| MW-05 | 707.30 | 6/21/2021 | ND | 24.20 | 0.00 | 683.10 |
| MW-05 | 707.30 | 7/1/2021 | ND | 24.45 | 0.00 | 682.85 |
| MW-05 | 707.30 | 7/6/2021 | ND | 24.71 | 0.00 | 682.59 |
| MW-05 | 707.30 | 7/14/2021 | ND | 24.87 | 0.00 | 682.43 |
| MW-05 | 707.30 | 7/28/2021 | ND | 25.16 | 0.00 | 682.14 |
| MW-05 | 707.30 | 8/2/2021 | ND | 25.36 | 0.00 | 681.94 |
| MW-05 | 707.30 | 8/16/2021 | ND | 25.79 | 0.00 | 681.51 |
| MW-05 | 707.30 | 8/26/2021 | ND | 26.11 | 0.00 | 681.19 |
| MW-05 | 707.30 | 8/30/2021 | ND | 26.15 | 0.00 | 681.15 |
| MW-05 | 707.30 | 9/14/2021 | ND | 26.65 | 0.00 | 680.65 |
| MW-05 | 707.30 | 9/23/2021 | ND | 27.07 | 0.00 | 680.23 |
| MW-05 | 707.30 | 10/6/2021 | ND | 27.45 | 0.00 | 679.85 |
| MW-05 | 707.30 | 10/12/2021 | ND | 27.67 | 0.00 | 679.63 |
| MW-05 | 707.30 | 10/18/2021 | ND | 27.93 | 0.00 | 679.37 |
| MW-05 | 707.30 | 10/27/2021 | ND | 28.23 | 0.00 | 679.07 |
| MW-05 | 707.30 | 11/1/2021 | ND | 28.45 | 0.00 | 678.85 |
| MW-05 | 707.30 | 11/15/2021 | ND | 28.85 | 0.00 | 678.45 |
| MW-05 | 707.30 | 11/22/2021 | ND | 28.94 | 0.00 | 678.36 |
| MW-05 | 707.30 | 11/30/2021 | ND | 29.10 | 0.00 | 678.20 |
| MW-05 | 707.30 | 12/6/2021 | ND | 29.18 | 0.00 | 678.12 |
| MW-05 | 707.30 | 12/13/2021 | ND | 29.40 | 0.00 | 677.90 |
| MW-05 | 707.30 | 12/20/2021 | ND | 29.60 | 0.00 | 677.70 |
| MW-05 | 707.30 | 12/28/2021 | ND | 29.68 | 0.00 | 677.62 |
| MW-05 | 707.30 | 1/4/2022 | ND | 29.87 | 0.00 | 677.43 |
| MW-05 | 707.30 | 1/10/2022 | ND | 29.99 | 0.00 | 677.31 |
| MW-06 | 703.81 | 9/1/2020 | ND | 20.70 | 0.00 | 683.11 |
| MW-06 | 703.81 | 9/3/2020 | ND | 20.92 | 0.00 | 682.89 |

**Table 3**
**Summary of Monitoring Well Gauging Data**

Colonial Pipeline Company
2020-L1-SR2448
Huntersville, North Carolina

| Well ID | Top Of Casing Elevation[1] | Date | Depth to Free Product (ft btoc) | Depth to Groundwater (ft btoc) | Free Product Thickness (ft) | Groundwater Elevation[2] (ft btoc) |
|---|---|---|---|---|---|---|
| MW-06 | 706.34 | 9/14/2020 | ND | 23.56 | 0.00 | 682.78 |
| MW-06 | 706.34 | 9/18/2020 | ND | 23.65 | 0.00 | 682.69 |
| MW-06 | 706.34 | 9/28/2020 | ND | 23.47 | 0.00 | 682.87 |
| MW-06 | 706.34 | 10/3/2020 | ND | 23.51 | 0.00 | 682.83 |
| MW-06 | 706.34 | 10/19/2020 | ND | 23.23 | 0.00 | 683.11 |
| MW-06 | 706.34 | 10/26/2020 | ND | 23.12 | 0.00 | 683.22 |
| MW-06 | 706.34 | 11/9/2020 | ND | 22.91 | 0.00 | 683.43 |
| MW-06 | 706.34 | 11/18/2020 | Dry | Dry | Dry | Dry |
| MW-06 | 706.34 | 11/23/2020 | ND | 22.79 | 0.00 | 683.55 |
| MW-06 | 706.34 | 12/7/2020 | ND | 22.36 | 0.00 | 683.98 |
| MW-06 | 706.34 | 12/21/2020 | ND | 22.18 | 0.00 | 684.16 |
| MW-06 | 706.34 | 12/26/2020 | ND | 22.34 | 0.00 | 684.00 |
| MW-06 | 706.34 | 1/10/2021 | ND | 22.15 | 0.00 | 684.19 |
| MW-06 | 706.34 | 1/19/2021 | ND | 21.98 | 0.00 | 684.36 |
| MW-06 | 706.34 | 1/25/2021 | ND | 21.68 | 0.00 | 684.66 |
| MW-06 | 706.34 | 2/1/2021 | ND | 21.36 | 0.00 | 684.98 |
| MW-06 | 706.34 | 2/8/2021 | ND | 21.83 | 0.00 | 684.51 |
| MW-06 | 706.34 | 2/16/2021 | ND | 21.24 | 0.00 | 685.10 |
| MW-06 | 706.34 | 2/22/2021 | ND | 20.99 | 0.00 | 685.35 |
| MW-06 | 706.34 | 3/4/2021 | ND | 20.91 | 0.00 | 685.43 |
| MW-06 | 706.34 | 3/8/2021 | ND | 21.11 | 0.00 | 685.23 |
| MW-06 | 706.34 | 3/15/2021 | ND | 20.93 | 0.00 | 685.41 |
| MW-06 | 706.34 | 3/22/2021 | ND | 20.67 | 0.00 | 685.67 |
| MW-06 | 706.34 | 4/1/2021 | ND | 20.42 | 0.00 | 685.92 |
| MW-06 | 706.34 | 4/12/2021 | ND | 20.07 | 0.00 | 686.27 |
| MW-06 | 706.34 | 4/19/2021 | ND | 20.03 | 0.00 | 686.31 |
| MW-06 | 706.34 | 4/29/2021 | ND | 19.95 | 0.00 | 686.39 |
| MW-06 | 706.34 | 5/3/2021 | ND | 19.91 | 0.00 | 686.43 |
| MW-06 | 706.34 | 5/10/2021 | ND | 20.06 | 0.00 | 686.28 |
| MW-06 | 706.34 | 5/18/2021 | ND | 20.29 | 0.00 | 686.05 |
| MW-06 | 706.34 | 5/26/2021 | ND | 20.39 | 0.00 | 685.95 |
| MW-06 | 706.34 | 5/31/2021 | ND | 20.67 | 0.00 | 685.67 |
| MW-06 | 706.34 | 6/7/2021 | ND | 20.77 | 0.00 | 685.57 |
| MW-06 | 706.34 | 6/14/2021 | ND | 20.90 | 0.00 | 685.44 |
| MW-06 | 706.34 | 6/21/2021 | ND | 21.08 | 0.00 | 685.26 |
| MW-06 | 706.34 | 7/1/2021 | ND | 21.29 | 0.00 | 685.05 |
| MW-06 | 706.34 | 7/6/2021 | ND | 21.52 | 0.00 | 684.82 |
| MW-06 | 706.34 | 7/14/2021 | ND | 21.66 | 0.00 | 684.68 |
| MW-06 | 706.34 | 7/28/2021 | ND | 21.93 | 0.00 | 684.41 |
| MW-06 | 706.34 | 8/2/2021 | ND | 22.13 | 0.00 | 684.21 |
| MW-06 | 706.34 | 8/16/2021 | ND | 22.51 | 0.00 | 683.83 |
| MW-06 | 706.34 | 8/26/2021 | ND | 22.80 | 0.00 | 683.54 |
| MW-06 | 706.34 | 8/30/2021 | ND | 22.84 | 0.00 | 683.50 |
| MW-06 | 706.34 | 9/14/2021 | ND | 23.31 | 0.00 | 683.03 |
| MW-06 | 706.34 | 9/23/2021 | ND | 23.66 | 0.00 | 682.68 |

**Table 3**
**Summary of Monitoring Well Gauging Data**

Colonial Pipeline Company
2020-L1-SR2448
Huntersville, North Carolina

| Well ID | Top Of Casing Elevation[1] | Date | Depth to Free Product (ft btoc) | Depth to Groundwater (ft btoc) | Free Product Thickness (ft) | Groundwater Elevation[2] (ft btoc) |
|---|---|---|---|---|---|---|
| MW-06 | 706.34 | 10/6/2021 | ND | 24.03 | 0.00 | 682.31 |
| MW-06 | 706.34 | 10/12/2021 | ND | 24.23 | 0.00 | 682.11 |
| MW-06 | 706.34 | 10/18/2021 | ND | 24.47 | 0.00 | 681.87 |
| MW-06 | 706.34 | 10/27/2021 | ND | 24.74 | 0.00 | 681.60 |
| MW-06 | 706.34 | 11/1/2021 | ND | 24.93 | 0.00 | 681.41 |
| MW-06 | 706.34 | 11/15/2021 | DRY | DRY | DRY | DRY |
| MW-06 | 706.34 | 11/22/2021 | ND | 25.45 | 0.00 | 680.89 |
| MW-06 | 706.34 | 11/30/2021 | ND | 25.62 | 0.00 | 680.72 |
| MW-06 | 706.34 | 12/6/2021 | ND | 25.75 | 0.00 | 680.59 |
| MW-06 | 706.34 | 12/13/2021 | ND | 25.98 | 0.00 | 680.36 |
| MW-06 | 706.34 | 12/20/2021 | ND | 26.19 | 0.00 | 680.15 |
| MW-06 | 706.34 | 12/28/2021 | ND | 26.29 | 0.00 | 680.05 |
| MW-06 | 706.34 | 1/4/2022 | ND | 26.49 | 0.00 | 679.85 |
| MW-06 | 706.34 | 1/10/2022 | ND | 26.65 | 0.00 | 679.69 |
| MW-07 | 709.46 | 9/1/2020 | ND | 26.67 | 0.00 | 682.79 |
| MW-07 | 709.46 | 9/3/2020 | ND | 26.53 | 0.00 | 682.93 |
| MW-07 | 709.46 | 9/5/2020 | ND | 25.60 | 0.00 | 683.86 |
| MW-07 | 712.36 | 9/14/2020 | ND | 29.36 | 0.00 | 683.00 |
| MW-07 | 712.36 | 9/18/2020 | ND | 29.31 | 0.00 | 683.05 |
| MW-07 | 712.36 | 9/28/2020 | ND | 29.24 | 0.00 | 683.12 |
| MW-07 | 712.36 | 10/3/2020 | ND | 29.32 | 0.00 | 683.04 |
| MW-07 | 712.36 | 10/5/2020 | ND | 31.32 | 0.00 | 681.04 |
| MW-07 | 712.36 | 10/19/2020 | ND | 29.28 | 0.00 | 683.08 |
| MW-07 | 712.36 | 10/26/2020 | ND | 29.26 | 0.00 | 683.10 |
| MW-07 | 712.36 | 11/9/2020 | ND | 29.19 | 0.00 | 683.17 |
| MW-07 | 712.36 | 11/18/2020 | ND | 29.20 | 0.00 | 683.16 |
| MW-07 | 712.36 | 11/23/2020 | ND | 29.16 | 0.00 | 683.20 |
| MW-07 | 712.36 | 12/7/2020 | ND | 29.98 | 0.00 | 682.38 |
| MW-07 | 712.36 | 12/21/2020 | ND | 29.04 | 0.00 | 683.32 |
| MW-07 | 712.36 | 12/26/2020 | ND | 29.02 | 0.00 | 683.34 |
| MW-07 | 712.36 | 1/10/2021 | ND | 29.07 | 0.00 | 683.29 |
| MW-07 | 712.36 | 1/19/2021 | ND | 29.62 | 0.00 | 682.74 |
| MW-07 | 712.36 | 1/25/2021 | ND | 29.91 | 0.00 | 682.45 |
| MW-07 | 712.36 | 2/1/2021 | ND | 30.05 | 0.00 | 682.31 |
| MW-07 | 712.36 | 2/8/2021 | ND | 30.19 | 0.00 | 682.17 |
| MW-07 | 712.36 | 2/16/2021 | ND | 29.86 | 0.00 | 682.50 |
| MW-07 | 712.36 | 2/22/2021 | ND | 29.46 | 0.00 | 682.90 |
| MW-07 | 712.36 | 3/4/2021 | ND | 29.23 | 0.00 | 683.13 |
| MW-07 | 712.36 | 3/8/2021 | ND | 29.37 | 0.00 | 682.99 |
| MW-07 | 712.36 | 3/15/2021 | ND | 29.39 | 0.00 | 682.97 |
| MW-07 | 712.36 | 3/22/2021 | ND | 29.43 | 0.00 | 682.93 |
| MW-07 | 712.36 | 4/1/2021 | ND | 29.16 | 0.00 | 683.20 |
| MW-07 | 712.36 | 4/12/2021 | ND | 29.29 | 0.00 | 683.07 |
| MW-07 | 712.36 | 4/19/2021 | ND | 29.58 | 0.00 | 682.78 |
| MW-07 | 712.36 | 4/29/2021 | ND | 29.75 | 0.00 | 682.61 |

**Table 3**
**Summary of Monitoring Well Gauging Data**

Colonial Pipeline Company
2020-L1-SR2448
Huntersville, North Carolina

| Well ID | Top Of Casing Elevation[1] | Date | Depth to Free Product (ft btoc) | Depth to Groundwater (ft btoc) | Free Product Thickness (ft) | Groundwater Elevation[2] (ft btoc) |
|---|---|---|---|---|---|---|
| MW-07 | 712.36 | 5/3/2021 | ND | 29.71 | 0.00 | 682.65 |
| MW-07 | 712.36 | 5/10/2021 | ND | 29.94 | 0.00 | 682.42 |
| MW-07 | 712.36 | 5/18/2021 | ND | 29.89 | 0.00 | 682.47 |
| MW-07 | 712.36 | 5/26/2021 | ND | 30.06 | 0.00 | 682.30 |
| MW-07 | 712.36 | 5/31/2021 | ND | 30.23 | 0.00 | 682.13 |
| MW-07 | 712.36 | 6/7/2021 | ND | 30.47 | 0.00 | 681.89 |
| MW-07 | 712.36 | 6/14/2021 | ND | 30.57 | 0.00 | 681.79 |
| MW-07 | 712.36 | 6/21/2021 | ND | 30.72 | 0.00 | 681.64 |
| MW-07 | 712.36 | 7/1/2021 | ND | 30.92 | 0.00 | 681.44 |
| MW-07 | 712.36 | 7/6/2021 | ND | 31.05 | 0.00 | 681.31 |
| MW-07 | 712.36 | 7/14/2021 | ND | 31.09 | 0.00 | 681.27 |
| MW-07 | 712.36 | 7/28/2021 | ND | 31.63 | 0.00 | 680.73 |
| MW-07 | 712.36 | 8/2/2021 | ND | 31.90 | 0.00 | 680.46 |
| MW-07 | 712.36 | 8/16/2021 | ND | 32.49 | 0.00 | 679.87 |
| MW-07 | 712.36 | 8/26/2021 | ND | 33.08 | 0.00 | 679.28 |
| MW-07 | 712.36 | 8/30/2021 | ND | 33.41 | 0.00 | 678.95 |
| MW-07 | 712.36 | 9/14/2021 | ND | 34.14 | 0.00 | 678.22 |
| MW-07 | 712.36 | 9/23/2021 | ND | 34.56 | 0.00 | 677.80 |
| MW-07 | 712.36 | 10/6/2021 | ND | 35.46 | 0.00 | 676.90 |
| MW-07 | 712.36 | 10/12/2021 | ND | 35.82 | 0.00 | 676.54 |
| MW-07 | 712.36 | 10/18/2021 | ND | 36.10 | 0.00 | 676.26 |
| MW-07 | 712.36 | 10/27/2021 | ND | 36.22 | 0.00 | 676.14 |
| MW-07 | 712.36 | 11/1/2021 | ND | 36.41 | 0.00 | 675.95 |
| MW-07 | 712.36 | 11/15/2021 | 37.43 | 37.76 | 0.33 | 674.84 |
| MW-07 | 712.36 | 11/22/2021 | ND | 37.62 | 0.00 | 674.74 |
| MW-07 | 712.36 | 11/30/2021 | ND | 37.59 | 0.00 | 674.77 |
| MW-07 | 712.36 | 12/6/2021 | 37.66 | 37.86 | 0.20 | 674.65 |
| MW-07 | 712.36 | 12/13/2021 | 37.84 | 37.86 | 0.02 | 674.51 |
| MW-07 | 712.36 | 12/20/2021 | 37.87 | 37.90 | 0.03 | 674.48 |
| MW-07 | 712.36 | 12/28/2021 | DRY | DRY | DRY | DRY |
| MW-07 | 712.36 | 1/4/2022 | DRY | DRY | DRY | DRY |
| MW-07 | 712.36 | 1/10/2022 | DRY | DRY | DRY | DRY |
| MW-08 | 724.93 | 9/1/2020 | ND | 31.50 | 0.00 | 693.43 |
| MW-08 | 724.93 | 9/3/2020 | ND | 31.64 | 0.00 | 693.29 |
| MW-08 | 724.93 | 9/14/2020 | ND | 31.77 | 0.00 | 693.16 |
| MW-08 | 724.93 | 9/18/2020 | ND | 21.78 | 0.00 | 703.15 |
| MW-08 | 724.93 | 9/28/2020 | ND | 31.83 | 0.00 | 693.10 |
| MW-08 | 724.93 | 10/3/2020 | ND | 31.95 | 0.00 | 692.98 |
| MW-08 | 724.93 | 10/19/2020 | ND | 31.87 | 0.00 | 693.06 |
| MW-08 | 724.93 | 10/26/2020 | ND | 31.79 | 0.00 | 693.14 |
| MW-08 | 724.93 | 11/9/2020 | ND | 31.73 | 0.00 | 693.20 |
| MW-08 | 724.93 | 11/18/2020 | ND | 31.69 | 0.00 | 693.24 |
| MW-08 | 724.93 | 11/23/2020 | ND | 31.49 | 0.00 | 693.44 |
| MW-08 | 724.93 | 12/7/2020 | ND | 37.31 | 0.00 | 687.62 |
| MW-08 | 724.93 | 12/21/2020 | ND | 31.25 | 0.00 | 693.68 |

**Table 3**
**Summary of Monitoring Well Gauging Data**

Colonial Pipeline Company
2020-L1-SR2448
Huntersville, North Carolina

| Well ID | Top Of Casing Elevation[1] | Date | Depth to Free Product (ft btoc) | Depth to Groundwater (ft btoc) | Free Product Thickness (ft) | Groundwater Elevation[2] (ft btoc) |
|---|---|---|---|---|---|---|
| MW-08 | 724.93 | 12/26/2020 | ND | 31.28 | 0.00 | 693.65 |
| MW-08 | 724.93 | 1/10/2021 | ND | 31.06 | 0.00 | 693.87 |
| MW-08 | 724.93 | 1/19/2021 | ND | 30.97 | 0.00 | 693.96 |
| MW-08 | 724.93 | 1/25/2021 | ND | 30.75 | 0.00 | 694.18 |
| MW-08 | 724.93 | 2/1/2021 | ND | 30.76 | 0.00 | 694.17 |
| MW-08 | 724.93 | 2/8/2021 | ND | 30.83 | 0.00 | 694.10 |
| MW-08 | 724.93 | 2/16/2021 | ND | 30.64 | 0.00 | 694.29 |
| MW-08 | 724.93 | 2/22/2021 | ND | 30.33 | 0.00 | 694.60 |
| MW-08 | 724.93 | 3/4/2021 | ND | 30.08 | 0.00 | 694.85 |
| MW-08 | 724.93 | 3/8/2021 | ND | 30.12 | 0.00 | 694.81 |
| MW-08 | 724.93 | 3/15/2021 | ND | 30.03 | 0.00 | 694.90 |
| MW-08 | 724.93 | 3/22/2021 | ND | 29.93 | 0.00 | 695.00 |
| MW-08 | 724.93 | 4/1/2021 | ND | 29.62 | 0.00 | 695.31 |
| MW-08 | 724.93 | 4/12/2021 | ND | 29.30 | 0.00 | 695.63 |
| MW-08 | 724.93 | 4/19/2021 | ND | 29.25 | 0.00 | 695.68 |
| MW-08 | 724.93 | 4/29/2021 | ND | 29.31 | 0.00 | 695.62 |
| MW-08 | 724.93 | 5/3/2021 | ND | 29.31 | 0.00 | 695.62 |
| MW-08 | 724.93 | 5/10/2021 | ND | 29.46 | 0.00 | 695.47 |
| MW-08 | 724.93 | 5/18/2021 | ND | 29.73 | 0.00 | 695.20 |
| MW-08 | 724.93 | 5/26/2021 | ND | 29.87 | 0.00 | 695.06 |
| MW-08 | 724.93 | 5/31/2021 | ND | 30.08 | 0.00 | 694.85 |
| MW-08 | 724.93 | 6/7/2021 | ND | 30.17 | 0.00 | 694.76 |
| MW-08 | 724.93 | 6/14/2021 | ND | 30.41 | 0.00 | 694.52 |
| MW-08 | 724.93 | 6/21/2021 | ND | 30.58 | 0.00 | 694.35 |
| MW-08 | 724.93 | 7/1/2021 | ND | 29.35 | 0.00 | 695.58 |
| MW-08 | 724.93 | 7/6/2021 | ND | 30.99 | 0.00 | 693.94 |
| MW-08 | 724.93 | 7/14/2021 | ND | 31.22 | 0.00 | 693.71 |
| MW-08 | 724.93 | 7/28/2021 | ND | 31.39 | 0.00 | 693.54 |
| MW-08 | 724.93 | 8/2/2021 | ND | 31.63 | 0.00 | 693.30 |
| MW-08 | 724.93 | 8/16/2021 | ND | 31.89 | 0.00 | 693.04 |
| MW-08 | 724.93 | 8/26/2021 | ND | 31.82 | 0.00 | 693.11 |
| MW-08 | 724.93 | 8/30/2021 | ND | 32.16 | 0.00 | 692.77 |
| MW-08 | 724.93 | 9/14/2021 | ND | 32.51 | 0.00 | 692.42 |
| MW-08 | 724.93 | 9/23/2021 | ND | 32.77 | 0.00 | 692.16 |
| MW-08 | 724.93 | 10/6/2021 | ND | 33.01 | 0.00 | 691.92 |
| MW-08 | 724.93 | 10/12/2021 | ND | 33.19 | 0.00 | 691.74 |
| MW-08 | 724.93 | 10/18/2021 | ND | 33.37 | 0.00 | 691.56 |
| MW-08 | 724.93 | 10/27/2021 | ND | 33.56 | 0.00 | 691.37 |
| MW-08 | 724.93 | 11/1/2021 | ND | 33.73 | 0.00 | 691.20 |
| MW-08 | 724.93 | 11/15/2021 | ND | 34.05 | 0.00 | 690.88 |
| MW-08 | 724.93 | 11/22/2021 | ND | 34.09 | 0.00 | 690.84 |
| MW-08 | 724.93 | 11/30/2021 | ND | 34.34 | 0.00 | 690.59 |
| MW-08 | 724.93 | 12/6/2021 | ND | 34.38 | 0.00 | 690.55 |
| MW-08 | 724.93 | 12/13/2021 | ND | 34.61 | 0.00 | 690.32 |
| MW-08 | 724.93 | 12/20/2021 | ND | 34.72 | 0.00 | 690.21 |

**Table 3**
**Summary of Monitoring Well Gauging Data**

Colonial Pipeline Company
2020-L1-SR2448
Huntersville, North Carolina

| Well ID | Top Of Casing Elevation[1] | Date | Depth to Free Product (ft btoc) | Depth to Groundwater (ft btoc) | Free Product Thickness (ft) | Groundwater Elevation[2] (ft btoc) |
|---|---|---|---|---|---|---|
| MW-08 | 724.93 | 12/28/2021 | ND | 34.18 | 0.00 | 690.75 |
| MW-08 | 724.93 | 1/4/2022 | ND | 35.06 | 0.00 | 689.87 |
| MW-08 | 724.93 | 1/10/2022 | ND | 35.18 | 0.00 | 689.75 |
| MW-09 | 709.46 | 9/1/2020 | ND | 26.02 | 0.00 | 683.44 |
| MW-09 | 709.46 | 9/3/2020 | ND | 26.64 | 0.00 | 682.82 |
| MW-09 | 717.15 | 9/14/2020 | ND | 28.82 | 0.00 | 688.33 |
| MW-09 | 717.15 | 9/18/2020 | ND | 28.84 | 0.00 | 688.31 |
| MW-09 | 717.15 | 9/28/2020 | ND | 28.84 | 0.00 | 688.31 |
| MW-09 | 717.15 | 10/3/2020 | ND | 28.93 | 0.00 | 688.22 |
| MW-09 | 717.15 | 10/19/2020 | ND | 28.96 | 0.00 | 688.19 |
| MW-09 | 717.15 | 10/26/2020 | ND | 28.93 | 0.00 | 688.22 |
| MW-09 | 717.15 | 11/9/2020 | ND | 28.84 | 0.00 | 688.31 |
| MW-09 | 717.15 | 11/18/2020 | ND | 28.87 | 0.00 | 688.28 |
| MW-09 | 717.15 | 11/23/2020 | ND | 29.82 | 0.00 | 687.33 |
| MW-09 | 717.15 | 12/7/2020 | ND | 28.62 | 0.00 | 688.53 |
| MW-09 | 717.15 | 12/21/2020 | ND | 28.62 | 0.00 | 688.53 |
| MW-09 | 717.15 | 12/26/2020 | ND | 28.62 | 0.00 | 688.53 |
| MW-09 | 717.15 | 1/10/2021 | ND | 28.54 | 0.00 | 688.61 |
| MW-09 | 717.15 | 1/19/2021 | ND | 28.55 | 0.00 | 688.60 |
| MW-09 | 717.15 | 1/25/2021 | ND | 28.46 | 0.00 | 688.69 |
| MW-09 | 717.15 | 2/1/2021 | ND | 28.44 | 0.00 | 688.71 |
| MW-09 | 717.15 | 2/8/2021 | ND | 28.64 | 0.00 | 688.51 |
| MW-09 | 717.15 | 2/16/2021 | ND | 28.40 | 0.00 | 688.75 |
| MW-09 | 717.15 | 2/22/2021 | ND | 28.28 | 0.00 | 688.87 |
| MW-09 | 717.15 | 3/4/2021 | ND | 28.12 | 0.00 | 689.03 |
| MW-09 | 717.15 | 3/8/2021 | ND | 28.20 | 0.00 | 688.95 |
| MW-09 | 717.15 | 3/15/2021 | ND | 28.07 | 0.00 | 689.08 |
| MW-09 | 717.15 | 3/22/2021 | ND | 27.97 | 0.00 | 689.18 |
| MW-09 | 717.15 | 4/1/2021 | ND | 27.84 | 0.00 | 689.31 |
| MW-09 | 717.15 | 4/12/2021 | ND | 27.56 | 0.00 | 689.59 |
| MW-09 | 717.15 | 4/19/2021 | ND | 27.53 | 0.00 | 689.62 |
| MW-09 | 717.15 | 4/29/2021 | ND | 27.49 | 0.00 | 689.66 |
| MW-09 | 717.15 | 5/3/2021 | ND | 27.42 | 0.00 | 689.73 |
| MW-09 | 717.15 | 5/10/2021 | ND | 27.56 | 0.00 | 689.59 |
| MW-09 | 717.15 | 5/18/2021 | ND | 27.62 | 0.00 | 689.53 |
| MW-09 | 717.15 | 5/26/2021 | ND | 27.69 | 0.00 | 689.46 |
| MW-09 | 717.15 | 5/31/2021 | ND | 27.87 | 0.00 | 689.28 |
| MW-09 | 717.15 | 6/7/2021 | ND | 27.98 | 0.00 | 689.17 |
| MW-09 | 717.15 | 6/14/2021 | ND | 28.06 | 0.00 | 689.09 |
| MW-09 | 717.15 | 6/21/2021 | ND | 28.23 | 0.00 | 688.92 |
| MW-09 | 717.15 | 7/1/2021 | ND | 28.41 | 0.00 | 688.74 |
| MW-09 | 717.15 | 7/6/2021 | ND | 28.62 | 0.00 | 688.53 |
| MW-09 | 717.15 | 7/14/2021 | ND | 28.78 | 0.00 | 688.37 |
| MW-09 | 717.15 | 7/28/2021 | ND | 29.23 | 0.00 | 687.92 |
| MW-09 | 717.15 | 8/2/2021 | ND | 29.50 | 0.00 | 687.65 |

**Table 3**
**Summary of Monitoring Well Gauging Data**

Colonial Pipeline Company
2020-L1-SR2448
Huntersville, North Carolina

| Well ID | Top Of Casing Elevation[1] | Date | Depth to Free Product (ft btoc) | Depth to Groundwater (ft btoc) | Free Product Thickness (ft) | Groundwater Elevation[2] (ft btoc) |
|---|---|---|---|---|---|---|
| MW-09 | 717.15 | 8/16/2021 | ND | 29.91 | 0.00 | 687.24 |
| MW-09 | 717.15 | 8/26/2021 | ND | 30.19 | 0.00 | 686.96 |
| MW-09 | 717.15 | 8/30/2021 | ND | 30.30 | 0.00 | 686.85 |
| MW-09 | 717.15 | 9/14/2021 | ND | 30.81 | 0.00 | 686.34 |
| MW-09 | 717.15 | 9/23/2021 | ND | 31.10 | 0.00 | 686.05 |
| MW-09 | 717.15 | 10/6/2021 | ND | 31.53 | 0.00 | 685.62 |
| MW-09 | 717.15 | 10/12/2021 | ND | 31.76 | 0.00 | 685.39 |
| MW-09 | 717.15 | 10/18/2021 | ND | 31.92 | 0.00 | 685.23 |
| MW-09 | 717.15 | 10/27/2021 | ND | 32.10 | 0.00 | 685.05 |
| MW-09 | 717.15 | 11/1/2021 | ND | 32.23 | 0.00 | 684.92 |
| MW-09 | 717.15 | 11/15/2021 | ND | 32.62 | 0.00 | 684.53 |
| MW-09 | 717.15 | 11/22/2021 | ND | 32.73 | 0.00 | 684.42 |
| MW-09 | 717.15 | 11/30/2021 | ND | 33.00 | 0.00 | 684.15 |
| MW-09 | 717.15 | 12/6/2021 | ND | 33.10 | 0.00 | 684.05 |
| MW-09 | 717.15 | 12/13/2021 | ND | 33.37 | 0.00 | 683.78 |
| MW-09 | 717.15 | 12/20/2021 | ND | 32.61 | 0.00 | 684.54 |
| MW-09 | 717.15 | 12/28/2021 | ND | 33.68 | 0.00 | 683.47 |
| MW-09 | 717.15 | 1/4/2022 | ND | 34.00 | 0.00 | 683.15 |
| MW-09 | 717.15 | 1/10/2022 | ND | 34.33 | 0.00 | 682.82 |
| MW-10 | 721.52 | 9/1/2020 | Dry | Dry | Dry | Dry |
| MW-10 | 721.52 | 9/3/2020 | Dry | Dry | Dry | Dry |
| MW-10 | 721.52 | 9/5/2020 | Dry | Dry | Dry | Dry |
| MW-10 | 722.91 | 9/14/2020 | Dry | Dry | Dry | Dry |
| MW-10 | 722.91 | 9/18/2020 | Dry | Dry | Dry | Dry |
| MW-10 | 722.91 | 9/28/2020 | Dry | Dry | Dry | Dry |
| MW-10 | 722.91 | 10/3/2020 | Dry | Dry | Dry | Dry |
| MW-10 | 722.91 | 10/4/2020 | Dry | Dry | Dry | Dry |
| MW-10 | 722.91 | 10/5/2020 | Dry | Dry | Dry | Dry |
| MW-10 | 722.91 | 10/26/2020 | Dry | Dry | Dry | Dry |
| MW-10 | 722.91 | 11/9/2020 | Dry | Dry | Dry | Dry |
| MW-10 | 722.91 | 11/18/2020 | Dry | Dry | Dry | Dry |
| MW-10 | 722.91 | 11/23/2020 | Dry | Dry | Dry | Dry |
| MW-10 | 722.91 | 12/7/2020 | Dry | Dry | Dry | Dry |
| MW-10 | 722.91 | 12/21/2020 | Dry | Dry | Dry | Dry |
| MW-10 | 722.91 | 12/26/2020 | Dry | Dry | Dry | Dry |
| MW-10 | 722.91 | 1/10/2021 | Dry | Dry | Dry | Dry |
| MW-10 | 722.91 | 1/19/2021 | Dry | Dry | Dry | Dry |
| MW-10 | 722.91 | 1/25/2021 | Dry | Dry | Dry | Dry |
| MW-10 | 722.91 | 2/1/2021 | Dry | Dry | Dry | Dry |
| MW-10 | 722.91 | 2/8/2021 | Dry | Dry | Dry | Dry |
| MW-10 | 722.91 | 2/16/2021 | Dry | Dry | Dry | Dry |
| MW-10 | 722.91 | 2/22/2021 | Dry | Dry | Dry | Dry |
| MW-10 | 722.91 | 3/4/2021 | Dry | Dry | Dry | Dry |
| MW-10 | 722.91 | 3/8/2021 | Dry | Dry | Dry | Dry |
| MW-10 | 722.91 | 3/15/2021 | Dry | Dry | Dry | Dry |

**Table 3**
**Summary of Monitoring Well Gauging Data**

Colonial Pipeline Company
2020-L1-SR2448
Huntersville, North Carolina

| Well ID | Top Of Casing Elevation[1] | Date | Depth to Free Product (ft btoc) | Depth to Groundwater (ft btoc) | Free Product Thickness (ft) | Groundwater Elevation[2] (ft btoc) |
|---|---|---|---|---|---|---|
| MW-10 | 722.91 | 3/22/2021 | Dry | Dry | Dry | Dry |
| MW-10 | 722.91 | 4/1/2021 | Dry | Dry | Dry | Dry |
| MW-10 | 722.91 | 4/12/2021 | Dry | Dry | Dry | Dry |
| MW-10 | 722.91 | 4/19/2021 | Dry | Dry | Dry | Dry |
| MW-10 | 722.91 | 4/29/2021 | Dry | Dry | Dry | Dry |
| MW-10 | 722.91 | 5/3/2021 | Dry | Dry | Dry | Dry |
| MW-10 | 722.91 | 5/10/2021 | Dry | Dry | Dry | Dry |
| MW-10 | 722.91 | 5/18/2021 | Dry | Dry | Dry | Dry |
| MW-10 | 722.91 | 5/26/2021 | Dry | Dry | Dry | Dry |
| MW-10 | 722.91 | 5/31/2021 | Dry | Dry | Dry | Dry |
| MW-10 | 722.91 | 6/7/2021 | Dry | Dry | Dry | Dry |
| MW-10 | 722.91 | 6/14/2021 | Dry | Dry | Dry | Dry |
| MW-10 | 722.91 | 6/21/2021 | Dry | Dry | Dry | Dry |
| MW-10 | 722.91 | 7/1/2021 | Dry | Dry | Dry | Dry |
| MW-10 | 722.91 | 7/6/2021 | Dry | Dry | Dry | Dry |
| MW-10 | 722.91 | 7/14/2021 | Dry | Dry | Dry | Dry |
| MW-10 | 722.91 | 7/28/2021 | Dry | Dry | Dry | Dry |
| MW-10 | 722.91 | 8/2/2021 | Dry | Dry | Dry | Dry |
| MW-10 | 722.91 | 8/16/2021 | Dry | Dry | Dry | Dry |
| MW-10 | 722.91 | 8/26/2021 | Dry | Dry | Dry | Dry |
| MW-10 | 722.91 | 8/30/2021 | Dry | Dry | Dry | Dry |
| MW-10 | 722.91 | 9/14/2021 | Dry | Dry | Dry | Dry |
| MW-10 | 722.91 | 9/23/2021 | Dry | Dry | Dry | Dry |
| MW-10 | 722.91 | 10/6/2021 | Dry | Dry | Dry | Dry |
| MW-10 | 722.91 | 10/12/2021 | Dry | Dry | Dry | Dry |
| MW-10 | 722.91 | 10/18/2021 | Dry | Dry | Dry | Dry |
| MW-10 | 722.91 | 10/27/2021 | Dry | Dry | Dry | Dry |
| MW-10 | 722.91 | 11/1/2021 | Dry | Dry | Dry | Dry |
| MW-10 | 722.91 | 11/15/2021 | Dry | Dry | Dry | Dry |
| MW-10 | 722.91 | 11/22/2021 | Dry | Dry | Dry | Dry |
| MW-10 | 722.91 | 11/30/2021 | Dry | Dry | Dry | Dry |
| MW-10 | 722.91 | 12/6/2021 | Dry | Dry | Dry | Dry |
| MW-10 | 722.91 | 12/13/2021 | Dry | Dry | Dry | Dry |
| MW-10 | 722.91 | 12/20/2021 | Dry | Dry | Dry | Dry |
| MW-10 | 722.91 | 12/28/2021 | Dry | Dry | Dry | Dry |
| MW-10 | 722.91 | 1/4/2022 | Dry | Dry | Dry | Dry |
| MW-10 | 722.91 | 1/10/2022 | Dry | Dry | Dry | Dry |
| MW-11 | 739.65 | 9/1/2020 | ND | 40.90 | 0.00 | 698.75 |
| MW-11 | 739.65 | 9/3/2020 | ND | 43.20 | 0.00 | 696.45 |
| MW-11 | 739.65 | 9/14/2020 | ND | 45.24 | 0.00 | 694.41 |
| MW-11 | 739.65 | 9/18/2020 | ND | 42.00 | 0.00 | 697.65 |
| MW-11 | 739.65 | 9/28/2020 | ND | 42.03 | 0.00 | 697.62 |
| MW-11 | 739.65 | 10/3/2020 | ND | 42.14 | 0.00 | 697.51 |
| MW-11 | 739.65 | 10/19/2020 | ND | 42.24 | 0.00 | 697.41 |
| MW-11 | 739.65 | 10/26/2020 | ND | 42.30 | 0.00 | 697.35 |

**Table 3**
**Summary of Monitoring Well Gauging Data**

Colonial Pipeline Company
2020-L1-SR2448
Huntersville, North Carolina

| Well ID | Top Of Casing Elevation[1] | Date | Depth to Free Product (ft btoc) | Depth to Groundwater (ft btoc) | Free Product Thickness (ft) | Groundwater Elevation[2] (ft btoc) |
|---|---|---|---|---|---|---|
| MW-11 | 739.65 | 11/9/2020 | 42.40 | 42.41 | 0.01 | 697.24 |
| MW-11 | 739.65 | 11/18/2020 | 42.53 | 42.55 | 0.02 | 697.11 |
| MW-11 | 739.65 | 11/24/2020 | NM | NM | NM | NM |
| MW-11 | 739.65 | 12/7/2020 | 42.31 | 42.65 | 0.34 | 697.25 |
| MW-11 | 739.65 | 12/21/2020 | 42.06 | 43.90 | 1.84 | 697.09 |
| MW-11 | 739.65 | 12/26/2020 | 41.96 | 44.51 | 2.55 | 697.00 |
| MW-11 | 739.65 | 1/10/2021 | 41.60 | 41.85 | 0.25 | 697.98 |
| MW-11 | 739.65 | 1/19/2021 | 41.40 | 47.00 | 5.60 | 696.75 |
| MW-11 | 739.65 | 1/25/2021 | 41.45 | 47.72 | 6.27 | 696.52 |
| MW-11 | 739.65 | 2/1/2021 | 41.56 | 47.60 | 6.04 | 696.47 |
| MW-11 | 739.65 | 2/8/2021 | 41.66 | 48.09 | 6.43 | 696.27 |
| MW-11 | 739.65 | 2/16/2021 | 41.48 | 47.57 | 6.09 | 696.54 |
| MW-11 | 739.65 | 2/22/2021 | 41.52 | 47.43 | 5.91 | 696.55 |
| MW-11 | 739.65 | 3/4/2021 | 41.51 | 47.26 | 5.75 | 696.60 |
| MW-11 | 739.65 | 3/8/2021 | 41.87 | 47.66 | 5.79 | 696.23 |
| MW-11 | 739.65 | 3/11/2021 | 41.95 | 47.65 | 5.70 | 696.17 |
| MW-11 | 739.65 | 3/15/2021 | 42.09 | 47.84 | 5.75 | 696.02 |
| MW-11 | 739.65 | 3/22/2021 | 42.18 | 47.68 | 5.50 | 696.00 |
| MW-11 | 735.80 | 4/1/2021 | ND | 42.25 | 0.00 | 693.55 |
| MW-11 | 735.80 | 4/12/2021 | ARP | ARP | ARP | ARP |
| MW-11 | 735.80 | 4/19/2021 | ARP | ARP | ARP | ARP |
| MW-11 | 735.80 | 4/29/2021 | 41.97 | 43.21 | 1.24 | 693.50 |
| MW-11 | 735.80 | 5/3/2021 | ARP | ARP | ARP | ARP |
| MW-11 | 735.80 | 5/10/2021 | ARP | ARP | ARP | ARP |
| MW-11 | 735.80 | 5/18/2021 | ARP | ARP | ARP | ARP |
| MW-11 | 735.80 | 5/26/2021 | 42.72 | 43.62 | 0.90 | 692.84 |
| MW-11 | 735.80 | 5/31/2021 | ARP | ARP | ARP | ARP |
| MW-11 | 735.80 | 6/7/2021 | ARP | ARP | ARP | ARP |
| MW-11 | 735.80 | 6/14/2021 | ARP | ARP | ARP | ARP |
| MW-11 | 735.80 | 6/21/2021 | ARP | ARP | ARP | ARP |
| MW-11 | 735.80 | 7/1/2021 | 43.54 | 44.26 | 0.72 | 692.07 |
| MW-11 | 735.80 | 7/6/2021 | ARP | ARP | ARP | ARP |
| MW-11 | 735.80 | 7/14/2021 | 44.52 | 44.55 | 0.03 | 691.27 |
| MW-11 | 735.80 | 7/28/2021 | 44.18 | 44.44 | 0.26 | 691.55 |
| MW-11 | 735.80 | 8/16/2021 | ARP | ARP | ARP | ARP |
| MW-11 | 735.80 | 8/26/2021 | 44.76 | 44.97 | 0.21 | 690.98 |
| MW-11 | 735.80 | 8/30/2021 | ARP | ARP | ARP | ARP |
| MW-11 | 735.80 | 9/16/2021 | 45.26 | 45.50 | 0.24 | 690.48 |
| MW-11 | 735.80 | 9/23/2021 | 44.30 | 45.83 | 1.53 | 691.09 |
| MW-11 | 735.80 | 10/6/2021 | ARP | ARP | ARP | ARP |
| MW-11 | 735.80 | 10/12/2021 | ARP | ARP | ARP | ARP |
| MW-11 | 735.80 | 10/18/2021 | ARP | ARP | ARP | ARP |
| MW-11 | 735.80 | 10/27/2021 | 46.09 | 46.59 | 0.50 | 689.58 |
| MW-11 | 735.80 | 11/1/2021 | ARP | ARP | ARP | ARP |
| MW-11 | 735.80 | 11/30/2021 | 46.77 | 47.18 | 0.41 | 688.92 |

**Table 3**
**Summary of Monitoring Well Gauging Data**

Colonial Pipeline Company
2020-L1-SR2448
Huntersville, North Carolina

| Well ID | Top Of Casing Elevation[1] | Date | Depth to Free Product (ft btoc) | Depth to Groundwater (ft btoc) | Free Product Thickness (ft) | Groundwater Elevation[2] (ft btoc) |
|---|---|---|---|---|---|---|
| MW-11 | 735.80 | 12/6/2021 | ARP | ARP | ARP | ARP |
| MW-11 | 735.80 | 12/13/2021 | ARP | ARP | ARP | ARP |
| MW-11 | 735.80 | 12/20/2021 | ARP | ARP | ARP | ARP |
| MW-11 | 735.80 | 12/28/2021 | 47.42 | 47.55 | 0.13 | 688.35 |
| MW-11 | 735.80 | 1/4/2022 | ARP | ARP | ARP | ARP |
| MW-11 | 735.80 | 1/10/2022 | ARP | ARP | ARP | ARP |
| MW-12 | 718.27 | 9/1/2020 | ND | 30.95 | 0.00 | 687.32 |
| MW-12 | 718.27 | 9/3/2020 | ND | 32.18 | 0.00 | 686.09 |
| MW-12 | 718.27 | 9/5/2020 | ND | 32.27 | 0.00 | 686.00 |
| MW-12 | 718.27 | 9/14/2020 | ND | 33.77 | 0.00 | 684.50 |
| MW-12 | 718.27 | 9/18/2020 | ND | 33.78 | 0.00 | 684.49 |
| MW-12 | 718.27 | 9/28/2020 | ND | 33.71 | 0.00 | 684.56 |
| MW-12 | 718.27 | 10/3/2020 | ND | 33.78 | 0.00 | 684.49 |
| MW-12 | 718.27 | 10/19/2020 | ND | 33.63 | 0.00 | 684.64 |
| MW-12 | 718.27 | 10/26/2020 | ND | 33.58 | 0.00 | 684.69 |
| MW-12 | 718.27 | 11/9/2020 | ND | 33.36 | 0.00 | 684.91 |
| MW-12 | 718.27 | 11/18/2020 | ND | 33.36 | 0.00 | 684.91 |
| MW-12 | 718.27 | 11/23/2020 | ND | 33.30 | 0.00 | 684.97 |
| MW-12 | 718.27 | 12/7/2020 | ND | 32.98 | 0.00 | 685.29 |
| MW-12 | 718.27 | 12/21/2020 | ND | 37.82 | 0.00 | 680.45 |
| MW-12 | 718.27 | 12/26/2020 | ND | 33.11 | 0.00 | 685.16 |
| MW-12 | 718.27 | 1/10/2021 | ND | 32.83 | 0.00 | 685.44 |
| MW-12 | 718.27 | 1/19/2021 | ND | 32.82 | 0.00 | 685.45 |
| MW-12 | 718.27 | 1/25/2021 | ND | 32.54 | 0.00 | 685.73 |
| MW-12 | 718.27 | 2/1/2021 | ND | 32.30 | 0.00 | 685.97 |
| MW-12 | 718.27 | 2/8/2021 | ND | 32.73 | 0.00 | 685.54 |
| MW-12 | 718.27 | 2/16/2021 | ND | 32.21 | 0.00 | 686.06 |
| MW-12 | 718.27 | 2/22/2021 | ND | 32.05 | 0.00 | 686.22 |
| MW-12 | 718.27 | 3/4/2021 | ND | 32.07 | 0.00 | 686.20 |
| MW-12 | 718.27 | 3/8/2021 | ND | 32.32 | 0.00 | 685.95 |
| MW-12 | 718.27 | 3/15/2021 | ND | 32.16 | 0.00 | 686.11 |
| MW-12 | 718.27 | 3/22/2021 | ND | 31.98 | 0.00 | 686.29 |
| MW-12 | 718.27 | 4/1/2021 | ND | 31.87 | 0.00 | 686.40 |
| MW-12 | 718.27 | 4/12/2021 | Dry | Dry | Dry | Dry |
| MW-12 | 718.27 | 4/19/2021 | ND | 31.61 | 0.00 | 686.66 |
| MW-12 | 718.27 | 4/29/2021 | ND | 31.41 | 0.00 | 686.86 |
| MW-12 | 718.27 | 5/3/2021 | ND | 31.38 | 0.00 | 686.89 |
| MW-12 | 718.27 | 5/10/2021 | ND | 31.40 | 0.00 | 686.87 |
| MW-12 | 718.27 | 5/18/2021 | ND | 31.47 | 0.00 | 686.80 |
| MW-12 | 718.27 | 5/26/2021 | ND | 31.44 | 0.00 | 686.83 |
| MW-12 | 718.27 | 5/31/2021 | ND | 31.60 | 0.00 | 686.67 |
| MW-12 | 718.27 | 6/7/2021 | ND | 31.51 | 0.00 | 686.76 |
| MW-12 | 718.27 | 6/14/2021 | ND | 31.56 | 0.00 | 686.71 |
| MW-12 | 718.27 | 6/21/2021 | ND | 31.63 | 0.00 | 686.64 |
| MW-12 | 718.27 | 7/1/2021 | ND | 31.73 | 0.00 | 686.54 |
| MW-12 | 718.27 | 7/6/2021 | ND | 31.91 | 0.00 | 686.36 |

**Table 3**
**Summary of Monitoring Well Gauging Data**

Colonial Pipeline Company
2020-L1-SR2448
Huntersville, North Carolina

| Well ID | Top Of Casing Elevation[1] | Date | Depth to Free Product (ft btoc) | Depth to Groundwater (ft btoc) | Free Product Thickness (ft) | Groundwater Elevation[2] (ft btoc) |
|---|---|---|---|---|---|---|
| MW-12 | 718.27 | 7/14/2021 | ND | 31.95 | 0.00 | 686.32 |
| MW-12 | 718.27 | 7/28/2021 | ND | 32.12 | 0.00 | 686.15 |
| MW-12 | 718.27 | 8/2/2021 | ND | 32.25 | 0.00 | 686.02 |
| MW-12 | 718.27 | 8/16/2021 | ND | 32.46 | 0.00 | 685.81 |
| MW-12 | 718.27 | 8/26/2021 | ND | 32.68 | 0.00 | 685.59 |
| MW-12 | 718.27 | 8/30/2021 | ND | 32.67 | 0.00 | 685.60 |
| MW-12 | 718.27 | 9/14/2021 | ND | 32.92 | 0.00 | 685.35 |
| MW-12 | 718.27 | 9/23/2021 | ND | 33.23 | 0.00 | 685.04 |
| MW-12 | 718.27 | 10/6/2021 | ND | 33.47 | 0.00 | 684.80 |
| MW-12 | 718.27 | 10/12/2021 | ND | 33.61 | 0.00 | 684.66 |
| MW-12 | 718.27 | 10/18/2021 | ND | 33.82 | 0.00 | 684.45 |
| MW-12 | 718.27 | 10/27/2021 | ND | 34.03 | 0.00 | 684.24 |
| MW-12 | 718.27 | 11/1/2021 | ND | 34.21 | 0.00 | 684.06 |
| MW-12 | 718.27 | 11/15/2021 | ND | 34.52 | 0.00 | 683.75 |
| MW-12 | 718.27 | 11/22/2021 | ND | 34.56 | 0.00 | 683.71 |
| MW-12 | 718.27 | 11/30/2021 | ND | 34.77 | 0.00 | 683.50 |
| MW-12 | 718.27 | 12/6/2021 | ND | 34.84 | 0.00 | 683.43 |
| MW-12 | 718.27 | 12/13/2021 | ND | 35.11 | 0.00 | 683.16 |
| MW-12 | 718.27 | 12/20/2021 | ND | 35.29 | 0.00 | 682.98 |
| MW-12 | 718.27 | 12/28/2021 | ND | 35.36 | 0.00 | 682.91 |
| MW-12 | 718.27 | 1/4/2022 | ND | 35.57 | 0.00 | 682.70 |
| MW-12 | 718.27 | 1/10/2022 | ND | 35.76 | 0.00 | 682.51 |
| MW-13 | 736.29 | 9/14/2020 | ND | 41.77 | 0.00 | 694.52 |
| MW-13 | 736.29 | 9/18/2020 | ND | 38.42 | 0.00 | 697.87 |
| MW-13 | 736.29 | 9/28/2020 | ND | 38.40 | 0.00 | 697.89 |
| MW-13 | 736.29 | 10/3/2020 | ND | 38.51 | 0.00 | 697.78 |
| MW-13 | 736.29 | 10/19/2020 | ND | 38.55 | 0.00 | 697.74 |
| MW-13 | 736.29 | 10/26/2020 | ND | 38.62 | 0.00 | 697.67 |
| MW-13 | 736.29 | 11/9/2020 | ND | 38.72 | 0.00 | 697.57 |
| MW-13 | 736.29 | 11/18/2020 | ND | 38.86 | 0.00 | 697.43 |
| MW-13 | 736.29 | 11/23/2020 | ND | 38.75 | 0.00 | 697.54 |
| MW-13 | 736.29 | 12/7/2020 | ND | 38.72 | 0.00 | 697.57 |
| MW-13 | 736.29 | 12/21/2020 | ND | 38.81 | 0.00 | 697.48 |
| MW-13 | 736.29 | 12/26/2020 | ND | 38.92 | 0.00 | 697.37 |
| MW-13 | 736.29 | 1/10/2021 | ND | 39.07 | 0.00 | 697.22 |
| MW-13 | 736.29 | 1/19/2021 | ND | 39.11 | 0.00 | 697.18 |
| MW-13 | 736.29 | 1/25/2021 | ND | 39.28 | 0.00 | 697.01 |
| MW-13 | 736.29 | 2/1/2021 | ND | 39.30 | 0.00 | 696.99 |
| MW-13 | 736.29 | 2/8/2021 | ND | 39.70 | 0.00 | 696.59 |
| MW-13 | 736.29 | 2/16/2021 | ND | 39.58 | 0.00 | 696.71 |
| MW-13 | 736.29 | 2/22/2021 | ND | 39.56 | 0.00 | 696.73 |
| MW-13 | 732.88 | 3/4/2021 | ND | 39.52 | 0.00 | 693.36 |
| MW-13 | 732.88 | 3/8/2021 | ND | 39.84 | 0.00 | 693.04 |
| MW-13 | 732.88 | 3/15/2021 | ND | 40.19 | 0.00 | 692.69 |
| MW-13 | 732.88 | 3/22/2021 | ND | 40.24 | 0.00 | 692.64 |

**Table 3**
**Summary of Monitoring Well Gauging Data**

Colonial Pipeline Company
2020-L1-SR2448
Huntersville, North Carolina

| Well ID | Top Of Casing Elevation[1] | Date | Depth to Free Product (ft btoc) | Depth to Groundwater (ft btoc) | Free Product Thickness (ft) | Groundwater Elevation[2] (ft btoc) |
|---|---|---|---|---|---|---|
| MW-13 | 732.88 | 4/1/2021 | ND | 39.75 | 0.00 | 693.13 |
| MW-13 | 732.88 | 4/12/2021 | ND | 39.46 | 0.00 | 693.42 |
| MW-13 | 732.88 | 4/19/2021 | ND | 39.62 | 0.00 | 693.26 |
| MW-13 | 732.88 | 4/29/2021 | ND | 39.48 | 0.00 | 693.40 |
| MW-13 | 732.88 | 5/3/2021 | ND | 39.44 | 0.00 | 693.44 |
| MW-13 | 732.88 | 5/10/2021 | ND | 39.82 | 0.00 | 693.06 |
| MW-13 | 732.88 | 5/18/2021 | ND | 40.60 | 0.00 | 692.28 |
| MW-13 | 732.88 | 5/26/2021 | ND | 40.34 | 0.00 | 692.54 |
| MW-13 | 732.88 | 5/31/2021 | ND | 41.17 | 0.00 | 691.71 |
| MW-13 | 732.88 | 6/7/2021 | ND | 41.30 | 0.00 | 691.58 |
| MW-13 | 732.88 | 6/14/2021 | ND | 39.46 | 0.00 | 693.42 |
| MW-13 | 732.88 | 6/21/2021 | ND | 39.96 | 0.00 | 692.92 |
| MW-13 | 732.88 | 7/1/2021 | ND | 41.28 | 0.00 | 691.60 |
| MW-13 | 732.88 | 7/6/2021 | ND | 42.27 | 0.00 | 690.61 |
| MW-13 | 732.88 | 7/14/2021 | ND | 41.86 | 0.00 | 691.02 |
| MW-13 | 732.88 | 7/28/2021 | ND | 42.38 | 0.00 | 690.50 |
| MW-13 | 732.88 | 8/2/2021 | ND | 42.75 | 0.00 | 690.13 |
| MW-13 | 732.88 | 8/16/2021 | ND | 42.84 | 0.00 | 690.04 |
| MW-13 | 732.88 | 8/26/2021 | ND | 42.52 | 0.00 | 690.36 |
| MW-13 | 732.88 | 8/30/2021 | ND | 43.15 | 0.00 | 689.73 |
| MW-13 | 732.88 | 9/14/2021 | ND | 43.42 | 0.00 | 689.46 |
| MW-13 | 732.88 | 9/23/2021 | ND | 43.05 | 0.00 | 689.83 |
| MW-13 | 732.88 | 10/6/2021 | ND | 43.85 | 0.00 | 689.03 |
| MW-13 | 732.88 | 10/12/2021 | ND | 44.00 | 0.00 | 688.88 |
| MW-13 | 732.88 | 10/18/2021 | ND | 44.14 | 0.00 | 688.74 |
| MW-13 | 732.88 | 10/27/2021 | ND | 43.77 | 0.00 | 689.11 |
| MW-13 | 732.88 | 11/1/2021 | ND | 44.36 | 0.00 | 688.52 |
| MW-13 | 732.88 | 11/15/2021 | ND | 44.58 | 0.00 | 688.30 |
| MW-13 | 732.88 | 11/22/2021 | ND | 44.70 | 0.00 | 688.18 |
| MW-13 | 732.88 | 11/30/2021 | ND | 44.68 | 0.00 | 688.20 |
| MW-13 | 732.88 | 12/6/2021 | ND | 44.84 | 0.00 | 688.04 |
| MW-13 | 732.88 | 12/13/2021 | ND | 45.02 | 0.00 | 687.86 |
| MW-13 | 732.88 | 12/20/2021 | ND | 45.20 | 0.00 | 687.68 |
| MW-13 | 732.88 | 12/28/2021 | ND | 44.78 | 0.00 | 688.10 |
| MW-13 | 732.88 | 1/4/2022 | ND | 45.65 | 0.00 | 687.23 |
| MW-13 | 732.88 | 1/10/2022 | ND | 45.80 | 0.00 | 687.08 |
| MW-14 | 724.88 | 9/14/2020 | ND | 31.21 | 0.00 | 693.67 |
| MW-14 | 724.88 | 9/18/2020 | ND | 31.24 | 0.00 | 693.64 |
| MW-14 | 724.88 | 9/28/2020 | ND | 31.29 | 0.00 | 693.59 |
| MW-14 | 724.88 | 10/3/2020 | ND | 31.28 | 0.00 | 693.60 |
| MW-14 | 724.88 | 10/5/2020 | ND | 33.28 | 0.00 | 691.60 |
| MW-14 | 724.88 | 10/19/2020 | ND | 31.25 | 0.00 | 693.63 |
| MW-14 | 724.88 | 10/26/2020 | ND | 31.27 | 0.00 | 693.61 |
| MW-14 | 724.88 | 11/9/2020 | ND | 31.18 | 0.00 | 693.70 |
| MW-14 | 724.88 | 11/18/2020 | ND | 31.13 | 0.00 | 693.75 |

**Table 3**
**Summary of Monitoring Well Gauging Data**

Colonial Pipeline Company
2020-L1-SR2448
Huntersville, North Carolina

| Well ID | Top Of Casing Elevation[1] | Date | Depth to Free Product (ft btoc) | Depth to Groundwater (ft btoc) | Free Product Thickness (ft) | Groundwater Elevation[2] (ft btoc) |
|---|---|---|---|---|---|---|
| MW-14 | 724.88 | 11/23/2020 | ND | 31.01 | 0.00 | 693.87 |
| MW-14 | 724.88 | 12/7/2020 | ND | 30.85 | 0.00 | 694.03 |
| MW-14 | 724.88 | 12/21/2020 | ND | 30.82 | 0.00 | 694.06 |
| MW-14 | 724.88 | 12/26/2020 | ND | 30.89 | 0.00 | 693.99 |
| MW-14 | 724.88 | 1/10/2021 | ND | 30.73 | 0.00 | 694.15 |
| MW-14 | 724.88 | 1/19/2021 | ND | 30.68 | 0.00 | 694.20 |
| MW-14 | 724.88 | 1/25/2021 | ND | 30.49 | 0.00 | 694.39 |
| MW-14 | 724.88 | 2/1/2021 | ND | 30.53 | 0.00 | 694.35 |
| MW-14 | 724.88 | 2/8/2021 | ND | 30.67 | 0.00 | 694.21 |
| MW-14 | 724.88 | 2/16/2021 | ND | 30.55 | 0.00 | 694.33 |
| MW-14 | 724.88 | 2/22/2021 | ND | 30.34 | 0.00 | 694.54 |
| MW-14 | 724.88 | 3/4/2021 | ND | 30.14 | 0.00 | 694.74 |
| MW-14 | 724.88 | 3/8/2021 | ND | 30.18 | 0.00 | 694.70 |
| MW-14 | 724.88 | 3/15/2021 | ND | 30.10 | 0.00 | 694.78 |
| MW-14 | 724.88 | 3/22/2021 | ND | 30.06 | 0.00 | 694.82 |
| MW-14 | 724.88 | 4/1/2021 | ND | 29.84 | 0.00 | 695.04 |
| MW-14 | 724.88 | 4/12/2021 | ND | 29.54 | 0.00 | 695.34 |
| MW-14 | 724.88 | 4/19/2021 | ND | 29.48 | 0.00 | 695.40 |
| MW-14 | 724.88 | 4/29/2021 | ND | 29.50 | 0.00 | 695.38 |
| MW-14 | 724.88 | 5/3/2021 | ND | 29.50 | 0.00 | 695.38 |
| MW-14 | 724.88 | 5/10/2021 | ND | 29.66 | 0.00 | 695.22 |
| MW-14 | 724.88 | 5/18/2021 | ND | 29.97 | 0.00 | 694.91 |
| MW-14 | 724.88 | 5/26/2021 | ND | 30.14 | 0.00 | 694.74 |
| MW-14 | 724.88 | 5/31/2021 | ND | 30.38 | 0.00 | 694.50 |
| MW-14 | 724.88 | 6/7/2021 | ND | 30.49 | 0.00 | 694.39 |
| MW-14 | 724.88 | 6/14/2021 | ND | 30.74 | 0.00 | 694.14 |
| MW-14 | 724.88 | 6/21/2021 | ND | 30.88 | 0.00 | 694.00 |
| MW-14 | 724.88 | 7/1/2021 | ND | 31.11 | 0.00 | 693.77 |
| MW-14 | 724.88 | 7/6/2021 | ND | 31.33 | 0.00 | 693.55 |
| MW-14 | 724.88 | 7/14/2021 | ND | 31.52 | 0.00 | 693.36 |
| MW-14 | 724.88 | 7/28/2021 | ND | 31.73 | 0.00 | 693.15 |
| MW-14 | 724.88 | 8/2/2021 | ND | 31.97 | 0.00 | 692.91 |
| MW-14 | 724.88 | 8/16/2021 | ND | 32.23 | 0.00 | 692.65 |
| MW-14 | 724.88 | 8/26/2021 | ND | 32.36 | 0.00 | 692.52 |
| MW-14 | 724.88 | 8/30/2021 | ND | 32.52 | 0.00 | 692.36 |
| MW-14 | 724.88 | 9/14/2021 | ND | 32.80 | 0.00 | 692.08 |
| MW-14 | 724.88 | 9/23/2021 | ND | 33.22 | 0.00 | 691.66 |
| MW-14 | 724.88 | 10/6/2021 | ND | 33.31 | 0.00 | 691.57 |
| MW-14 | 724.88 | 10/12/2021 | ND | 33.48 | 0.00 | 691.40 |
| MW-14 | 724.88 | 10/18/2021 | ND | 33.69 | 0.00 | 691.19 |
| MW-14 | 724.88 | 10/27/2021 | ND | 33.88 | 0.00 | 691.00 |
| MW-14 | 724.88 | 11/1/2021 | ND | 34.01 | 0.00 | 690.87 |
| MW-14 | 724.88 | 11/15/2021 | ND | 34.33 | 0.00 | 690.55 |
| MW-14 | 724.88 | 11/22/2021 | ND | 34.38 | 0.00 | 690.50 |
| MW-14 | 724.88 | 11/30/2021 | ND | 34.60 | 0.00 | 690.28 |

**Table 3**
**Summary of Monitoring Well Gauging Data**

Colonial Pipeline Company
2020-L1-SR2448
Huntersville, North Carolina

| Well ID | Top Of Casing Elevation[1] | Date | Depth to Free Product (ft btoc) | Depth to Groundwater (ft btoc) | Free Product Thickness (ft) | Groundwater Elevation[2] (ft btoc) |
|---|---|---|---|---|---|---|
| MW-14 | 725.30 | 12/6/2021 | ND | 34.36 | 0.00 | 690.94 |
| MW-14 | 725.30 | 12/13/2021 | ND | 35.06 | 0.00 | 690.24 |
| MW-14 | 725.30 | 12/20/2021 | ND | 36.07 | 0.00 | 689.23 |
| MW-14 | 725.30 | 12/28/2021 | ND | 34.97 | 0.00 | 690.33 |
| MW-14 | 725.30 | 1/4/2022 | ND | 35.48 | 0.00 | 689.82 |
| MW-14 | 725.30 | 1/10/2022 | ND | 35.65 | 0.00 | 689.65 |
| MW-15 | 725.70 | 9/3/2020 | ND | 33.31 | 0.00 | 692.39 |
| MW-15 | 725.70 | 9/5/2020 | ND | 33.38 | 0.00 | 692.32 |
| MW-15 | 725.70 | 9/14/2020 | ND | 34.79 | 0.00 | 690.91 |
| MW-15 | 725.70 | 9/18/2020 | ND | 34.81 | 0.00 | 690.89 |
| MW-15 | 725.70 | 9/28/2020 | ND | 34.18 | 0.00 | 691.52 |
| MW-15 | 725.70 | 10/3/2020 | ND | 34.89 | 0.00 | 690.81 |
| MW-15 | 725.70 | 10/19/2020 | ND | 34.88 | 0.00 | 690.82 |
| MW-15 | 725.70 | 10/26/2020 | ND | 34.88 | 0.00 | 690.82 |
| MW-15 | 725.70 | 11/9/2020 | ND | 34.84 | 0.00 | 690.86 |
| MW-15 | 725.70 | 11/18/2020 | ND | 34.85 | 0.00 | 690.85 |
| MW-15 | 725.70 | 11/23/2020 | ND | 34.82 | 0.00 | 690.88 |
| MW-15 | 725.70 | 12/7/2020 | ND | 35.72 | 0.00 | 689.98 |
| MW-15 | 725.70 | 12/21/2020 | ND | 34.66 | 0.00 | 691.04 |
| MW-15 | 725.70 | 12/26/2020 | ND | 34.70 | 0.00 | 691.00 |
| MW-15 | 725.70 | 1/10/2021 | ND | 34.61 | 0.00 | 691.09 |
| MW-15 | 725.70 | 1/19/2021 | ND | 34.58 | 0.00 | 691.12 |
| MW-15 | 725.70 | 1/25/2021 | ND | 34.50 | 0.00 | 691.20 |
| MW-15 | 725.70 | 2/1/2021 | ND | 34.50 | 0.00 | 691.20 |
| MW-15 | 725.70 | 2/8/2021 | ND | 34.60 | 0.00 | 691.10 |
| MW-15 | 725.70 | 2/16/2021 | ND | 34.48 | 0.00 | 691.22 |
| MW-15 | 725.70 | 2/22/2021 | ND | 34.43 | 0.00 | 691.27 |
| MW-15 | 725.70 | 3/4/2021 | ND | 34.32 | 0.00 | 691.38 |
| MW-15 | 725.70 | 3/8/2021 | ND | 34.37 | 0.00 | 691.33 |
| MW-15 | 725.70 | 3/15/2021 | ND | 34.27 | 0.00 | 691.43 |
| MW-15 | 725.70 | 3/22/2021 | ND | 34.14 | 0.00 | 691.56 |
| MW-15 | 725.70 | 4/1/2021 | ND | 34.03 | 0.00 | 691.67 |
| MW-15 | 725.70 | 4/12/2021 | ND | 33.77 | 0.00 | 691.93 |
| MW-15 | 725.70 | 4/19/2021 | ND | 33.68 | 0.00 | 692.02 |
| MW-15 | 725.70 | 4/29/2021 | ND | 33.51 | 0.00 | 692.19 |
| MW-15 | 725.70 | 5/3/2021 | ND | 33.46 | 0.00 | 692.24 |
| MW-15 | 725.70 | 5/10/2021 | ND | 33.43 | 0.00 | 692.27 |
| MW-15 | 725.70 | 5/18/2021 | ND | 33.40 | 0.00 | 692.30 |
| MW-15 | 725.70 | 5/26/2021 | ND | 33.37 | 0.00 | 692.33 |
| MW-15 | 725.70 | 5/31/2021 | ND | 33.44 | 0.00 | 692.26 |
| MW-15 | 725.70 | 6/7/2021 | ND | 33.42 | 0.00 | 692.28 |
| MW-15 | 725.70 | 6/14/2021 | ND | 33.49 | 0.00 | 692.21 |
| MW-15 | 725.70 | 6/21/2021 | ND | 33.58 | 0.00 | 692.12 |
| MW-15 | 725.70 | 7/1/2021 | ND | 33.73 | 0.00 | 691.97 |
| MW-15 | 725.70 | 7/6/2021 | ND | 33.85 | 0.00 | 691.85 |

**Table 3**
**Summary of Monitoring Well Gauging Data**

Colonial Pipeline Company
2020-L1-SR2448
Huntersville, North Carolina

| Well ID | Top Of Casing Elevation[1] | Date | Depth to Free Product (ft btoc) | Depth to Groundwater (ft btoc) | Free Product Thickness (ft) | Groundwater Elevation[2] (ft btoc) |
|---|---|---|---|---|---|---|
| MW-15 | 725.70 | 7/14/2021 | ND | 33.99 | 0.00 | 691.71 |
| MW-15 | 725.70 | 7/28/2021 | ND | 34.21 | 0.00 | 691.49 |
| MW-15 | 725.70 | 8/2/2021 | ND | 34.34 | 0.00 | 691.36 |
| MW-15 | 725.70 | 8/16/2021 | ND | 34.54 | 0.00 | 691.16 |
| MW-15 | 725.70 | 8/26/2021 | ND | 34.72 | 0.00 | 690.98 |
| MW-15 | 725.70 | 8/30/2021 | ND | 34.75 | 0.00 | 690.95 |
| MW-15 | 725.70 | 9/14/2021 | ND | 34.98 | 0.00 | 690.72 |
| MW-15 | 725.70 | 9/23/2021 | ND | 35.19 | 0.00 | 690.51 |
| MW-15 | 725.70 | 10/6/2021 | ND | 35.40 | 0.00 | 690.30 |
| MW-15 | 725.70 | 10/12/2021 | ND | 35.56 | 0.00 | 690.14 |
| MW-15 | 725.70 | 10/18/2021 | ND | 35.68 | 0.00 | 690.02 |
| MW-15 | 725.70 | 10/27/2021 | ND | 35.85 | 0.00 | 689.85 |
| MW-15 | 725.70 | 11/1/2021 | ND | 35.96 | 0.00 | 689.74 |
| MW-15 | 725.70 | 11/15/2021 | ND | 36.21 | 0.00 | 689.49 |
| MW-15 | 725.70 | 11/22/2021 | ND | 36.31 | 0.00 | 689.39 |
| MW-15 | 725.70 | 11/30/2021 | ND | 36.47 | 0.00 | 689.23 |
| MW-15 | 725.70 | 12/6/2021 | ND | 36.55 | 0.00 | 689.15 |
| MW-15 | 725.70 | 12/13/2021 | ND | 36.78 | 0.00 | 688.92 |
| MW-15 | 725.70 | 12/20/2021 | ND | 36.59 | 0.00 | 689.11 |
| MW-15 | 725.70 | 12/28/2021 | ND | 37.08 | 0.00 | 688.62 |
| MW-15 | 725.70 | 1/4/2022 | ND | 37.26 | 0.00 | 688.44 |
| MW-15 | 725.70 | 1/10/2022 | ND | 37.43 | 0.00 | 688.27 |
| MW-16 | 725.49 | 9/14/2020 | ND | 26.02 | 0.00 | 699.47 |
| MW-16 | 725.49 | 9/18/2020 | ND | 33.90 | 0.00 | 691.59 |
| MW-16 | 725.49 | 9/28/2020 | ND | 33.87 | 0.00 | 691.62 |
| MW-16 | 725.49 | 10/3/2020 | ND | 33.91 | 0.00 | 691.58 |
| MW-16 | 725.49 | 10/19/2020 | ND | 33.89 | 0.00 | 691.60 |
| MW-16 | 725.49 | 10/26/2020 | ND | 33.86 | 0.00 | 691.63 |
| MW-16 | 725.49 | 11/9/2020 | ND | 33.85 | 0.00 | 691.64 |
| MW-16 | 725.49 | 11/18/2020 | ND | 33.85 | 0.00 | 691.64 |
| MW-16 | 725.49 | 11/23/2020 | ND | 34.78 | 0.00 | 690.71 |
| MW-16 | 725.49 | 12/7/2020 | ND | 33.42 | 0.00 | 692.07 |
| MW-16 | 725.49 | 12/21/2020 | ND | 33.73 | 0.00 | 691.76 |
| MW-16 | 725.49 | 12/26/2020 | ND | 33.79 | 0.00 | 691.70 |
| MW-16 | 725.49 | 1/10/2021 | ND | 33.73 | 0.00 | 691.76 |
| MW-16 | 725.49 | 1/19/2021 | ND | 33.69 | 0.00 | 691.80 |
| MW-16 | 725.49 | 1/25/2021 | ND | 33.58 | 0.00 | 691.91 |
| MW-16 | 725.49 | 2/1/2021 | ND | 33.63 | 0.00 | 691.86 |
| MW-16 | 725.49 | 2/8/2021 | ND | 33.71 | 0.00 | 691.78 |
| MW-16 | 725.49 | 2/16/2021 | ND | 33.64 | 0.00 | 691.85 |
| MW-16 | 725.49 | 2/22/2021 | ND | 33.57 | 0.00 | 691.92 |
| MW-16 | 725.49 | 3/4/2021 | ND | 33.48 | 0.00 | 692.01 |
| MW-16 | 725.49 | 3/8/2021 | ND | 33.55 | 0.00 | 691.94 |
| MW-16 | 725.49 | 3/15/2021 | ND | 33.50 | 0.00 | 691.99 |
| MW-16 | 725.49 | 3/22/2021 | ND | 33.46 | 0.00 | 692.03 |

**Table 3**
**Summary of Monitoring Well Gauging Data**

Colonial Pipeline Company
2020-L1-SR2448
Huntersville, North Carolina

| Well ID | Top Of Casing Elevation[1] | Date | Depth to Free Product (ft btoc) | Depth to Groundwater (ft btoc) | Free Product Thickness (ft) | Groundwater Elevation[2] (ft btoc) |
|---|---|---|---|---|---|---|
| MW-16 | 725.49 | 4/1/2021 | ND | 33.32 | 0.00 | 692.17 |
| MW-16 | 725.49 | 4/12/2021 | ND | 33.16 | 0.00 | 692.33 |
| MW-16 | 725.49 | 4/19/2021 | ND | 33.08 | 0.00 | 692.41 |
| MW-16 | 725.49 | 4/29/2021 | ND | 32.98 | 0.00 | 692.51 |
| MW-16 | 725.49 | 5/3/2021 | ND | 32.95 | 0.00 | 692.54 |
| MW-16 | 725.49 | 5/10/2021 | ND | 32.94 | 0.00 | 692.55 |
| MW-16 | 725.49 | 5/18/2021 | ND | 32.92 | 0.00 | 692.57 |
| MW-16 | 725.49 | 5/26/2021 | ND | 32.90 | 0.00 | 692.59 |
| MW-16 | 725.49 | 5/31/2021 | ND | 32.98 | 0.00 | 692.51 |
| MW-16 | 725.49 | 6/7/2021 | ND | 32.98 | 0.00 | 692.51 |
| MW-16 | 725.49 | 6/14/2021 | ND | 32.98 | 0.00 | 692.51 |
| MW-16 | 725.49 | 6/21/2021 | ND | 33.03 | 0.00 | 692.46 |
| MW-16 | 725.49 | 7/1/2021 | ND | 33.15 | 0.00 | 692.34 |
| MW-16 | 725.49 | 7/6/2021 | ND | 33.24 | 0.00 | 692.25 |
| MW-16 | 725.49 | 7/14/2021 | ND | 33.42 | 0.00 | 692.07 |
| MW-16 | 725.49 | 7/28/2021 | ND | 33.52 | 0.00 | 691.97 |
| MW-16 | 725.49 | 8/2/2021 | ND | 33.65 | 0.00 | 691.84 |
| MW-16 | 725.49 | 8/16/2021 | ND | 33.85 | 0.00 | 691.64 |
| MW-16 | 725.49 | 8/26/2021 | ND | 33.84 | 0.00 | 691.65 |
| MW-16 | 725.49 | 8/30/2021 | ND | 33.91 | 0.00 | 691.58 |
| MW-16 | 725.49 | 9/14/2021 | ND | 34.26 | 0.00 | 691.23 |
| MW-16 | 725.49 | 9/23/2021 | ND | 34.44 | 0.00 | 691.05 |
| MW-16 | 725.49 | 10/6/2021 | ND | 34.65 | 0.00 | 690.84 |
| MW-16 | 725.49 | 10/12/2021 | ND | 34.77 | 0.00 | 690.72 |
| MW-16 | 725.49 | 10/18/2021 | ND | 34.92 | 0.00 | 690.57 |
| MW-16 | 725.49 | 10/27/2021 | ND | 35.12 | 0.00 | 690.37 |
| MW-16 | 725.49 | 11/1/2021 | ND | 35.20 | 0.00 | 690.29 |
| MW-16 | 725.49 | 11/15/2021 | ND | 35.42 | 0.00 | 690.07 |
| MW-16 | 725.49 | 11/22/2021 | ND | 35.45 | 0.00 | 690.04 |
| MW-16 | 725.49 | 11/30/2021 | ND | 35.60 | 0.00 | 689.89 |
| MW-16 | 725.49 | 12/6/2021 | ND | 35.64 | 0.00 | 689.85 |
| MW-16 | 725.49 | 12/13/2021 | ND | 35.79 | 0.00 | 689.70 |
| MW-16 | 725.49 | 12/20/2021 | ND | 35.88 | 0.00 | 689.61 |
| MW-16 | 725.49 | 12/28/2021 | ND | 35.95 | 0.00 | 689.54 |
| MW-16 | 725.49 | 1/4/2022 | ND | 36.10 | 0.00 | 689.39 |
| MW-16 | 725.49 | 1/10/2022 | ND | 36.17 | 0.00 | 689.32 |
| MW-17 | 727.50 | 9/14/2020 | ND | 31.32 | 0.00 | 696.18 |
| MW-17 | 727.50 | 9/18/2020 | ND | 35.71 | 0.00 | 691.79 |
| MW-17 | 727.50 | 9/28/2020 | ND | 35.70 | 0.00 | 691.80 |
| MW-17 | 727.50 | 10/3/2020 | ND | 35.75 | 0.00 | 691.75 |
| MW-17 | 727.50 | 10/19/2020 | ND | 35.73 | 0.00 | 691.77 |
| MW-17 | 727.50 | 10/26/2020 | ND | 35.72 | 0.00 | 691.78 |
| MW-17 | 727.50 | 10/28/2020 | ND | 37.72 | 0.00 | 689.78 |
| MW-17 | 727.50 | 11/9/2020 | ND | 35.72 | 0.00 | 691.78 |
| MW-17 | 727.50 | 11/18/2020 | ND | 35.73 | 0.00 | 691.77 |

**Table 3**
**Summary of Monitoring Well Gauging Data**

Colonial Pipeline Company
2020-L1-SR2448
Huntersville, North Carolina

| Well ID | Top Of Casing Elevation[1] | Date | Depth to Free Product (ft btoc) | Depth to Groundwater (ft btoc) | Free Product Thickness (ft) | Groundwater Elevation[2] (ft btoc) |
|---|---|---|---|---|---|---|
| MW-17 | 727.50 | 11/23/2020 | ND | 35.68 | 0.00 | 691.82 |
| MW-17 | 727.50 | 12/7/2020 | ND | 35.60 | 0.00 | 691.90 |
| MW-17 | 727.50 | 12/21/2020 | ND | 35.62 | 0.00 | 691.88 |
| MW-17 | 727.50 | 12/26/2020 | ND | 35.70 | 0.00 | 691.80 |
| MW-17 | 727.50 | 1/10/2021 | ND | 35.68 | 0.00 | 691.82 |
| MW-17 | 727.50 | 1/19/2021 | ND | 35.68 | 0.00 | 691.82 |
| MW-17 | 727.50 | 1/25/2021 | ND | 35.56 | 0.00 | 691.94 |
| MW-17 | 727.50 | 2/1/2021 | ND | 35.61 | 0.00 | 691.89 |
| MW-17 | 727.50 | 2/8/2021 | ND | 35.73 | 0.00 | 691.77 |
| MW-17 | 727.50 | 2/16/2021 | ND | 35.66 | 0.00 | 691.84 |
| MW-17 | 727.50 | 2/22/2021 | ND | 35.63 | 0.00 | 691.87 |
| MW-17 | 727.50 | 3/4/2021 | ND | 35.57 | 0.00 | 691.93 |
| MW-17 | 727.50 | 3/8/2021 | ND | 35.63 | 0.00 | 691.87 |
| MW-17 | 727.50 | 3/15/2021 | ND | 35.55 | 0.00 | 691.95 |
| MW-17 | 727.50 | 3/22/2021 | ND | 35.51 | 0.00 | 691.99 |
| MW-17 | 727.50 | 4/1/2021 | ND | 35.41 | 0.00 | 692.09 |
| MW-17 | 727.50 | 4/12/2021 | ND | 35.17 | 0.00 | 692.33 |
| MW-17 | 727.50 | 4/19/2021 | ND | 35.16 | 0.00 | 692.34 |
| MW-17 | 727.50 | 4/29/2021 | ND | 35.08 | 0.00 | 692.42 |
| MW-17 | 727.50 | 5/3/2021 | ND | 35.01 | 0.00 | 692.49 |
| MW-17 | 727.50 | 5/10/2021 | ND | 34.98 | 0.00 | 692.52 |
| MW-17 | 727.50 | 5/18/2021 | ND | 34.98 | 0.00 | 692.52 |
| MW-17 | 727.50 | 5/26/2021 | ND | 34.94 | 0.00 | 692.56 |
| MW-17 | 727.50 | 5/31/2021 | ND | 35.02 | 0.00 | 692.48 |
| MW-17 | 727.50 | 6/7/2021 | ND | 35.00 | 0.00 | 692.50 |
| MW-17 | 727.50 | 6/14/2021 | ND | 34.99 | 0.00 | 692.51 |
| MW-17 | 727.50 | 6/21/2021 | ND | 35.03 | 0.00 | 692.47 |
| MW-17 | 727.50 | 7/1/2021 | ND | 35.12 | 0.00 | 692.38 |
| MW-17 | 727.50 | 7/6/2021 | ND | 35.24 | 0.00 | 692.26 |
| MW-17 | 727.50 | 7/14/2021 | ND | 35.43 | 0.00 | 692.07 |
| MW-17 | 727.50 | 7/28/2021 | ND | 35.53 | 0.00 | 691.97 |
| MW-17 | 727.50 | 8/2/2021 | ND | 35.69 | 0.00 | 691.81 |
| MW-17 | 727.50 | 8/16/2021 | ND | 35.86 | 0.00 | 691.64 |
| MW-17 | 727.50 | 8/26/2021 | ND | 34.94 | 0.00 | 692.56 |
| MW-17 | 727.50 | 8/30/2021 | ND | 35.57 | 0.00 | 691.93 |
| MW-17 | 727.50 | 9/14/2021 | ND | 36.28 | 0.00 | 691.22 |
| MW-17 | 727.50 | 9/23/2021 | ND | 36.46 | 0.00 | 691.04 |
| MW-17 | 727.50 | 10/6/2021 | ND | 36.63 | 0.00 | 690.87 |
| MW-17 | 727.50 | 10/12/2021 | ND | 36.78 | 0.00 | 690.72 |
| MW-17 | 727.50 | 10/18/2021 | ND | 36.93 | 0.00 | 690.57 |
| MW-17 | 727.50 | 10/27/2021 | ND | 37.07 | 0.00 | 690.43 |
| MW-17 | 727.50 | 11/1/2021 | ND | 37.18 | 0.00 | 690.32 |
| MW-17 | 727.50 | 11/15/2021 | ND | 37.41 | 0.00 | 690.09 |
| MW-17 | 727.50 | 11/22/2021 | ND | 37.43 | 0.00 | 690.07 |
| MW-17 | 727.50 | 11/30/2021 | ND | 37.56 | 0.00 | 689.94 |

**Table 3**
**Summary of Monitoring Well Gauging Data**

Colonial Pipeline Company
2020-L1-SR2448
Huntersville, North Carolina

| Well ID | Top Of Casing Elevation[1] | Date | Depth to Free Product (ft btoc) | Depth to Groundwater (ft btoc) | Free Product Thickness (ft) | Groundwater Elevation[2] (ft btoc) |
|---|---|---|---|---|---|---|
| MW-17 | 727.50 | 12/6/2021 | ND | 37.62 | 0.00 | 689.88 |
| MW-17 | 727.50 | 12/13/2021 | ND | 37.79 | 0.00 | 689.71 |
| MW-17 | 727.50 | 12/20/2021 | ND | 37.88 | 0.00 | 689.62 |
| MW-17 | 727.50 | 12/28/2021 | ND | 37.94 | 0.00 | 689.56 |
| MW-17 | 727.50 | 1/4/2022 | ND | 38.12 | 0.00 | 689.38 |
| MW-17 | 727.50 | 1/10/2022 | ND | 38.22 | 0.00 | 689.28 |
| MW-18 | 729.75 | 9/3/2020 | ND | 36.67 | 0.00 | 693.08 |
| MW-18 | 729.75 | 9/14/2020 | ND | 39.78 | 0.00 | 689.97 |
| MW-18 | 729.75 | 9/18/2020 | ND | 39.75 | 0.00 | 690.00 |
| MW-18 | 729.75 | 9/28/2020 | ND | 39.71 | 0.00 | 690.04 |
| MW-18 | 729.75 | 10/3/2020 | ND | 39.79 | 0.00 | 689.96 |
| MW-18 | 729.75 | 10/19/2020 | ND | 39.88 | 0.00 | 689.87 |
| MW-18 | 729.75 | 10/26/2020 | ND | 39.93 | 0.00 | 689.82 |
| MW-18 | 729.75 | 11/9/2020 | ND | 40.04 | 0.00 | 689.71 |
| MW-18 | 729.75 | 11/18/2020 | ND | 40.15 | 0.00 | 689.60 |
| MW-18 | 729.75 | 11/23/2020 | ND | 40.17 | 0.00 | 689.58 |
| MW-18 | 729.75 | 12/7/2020 | ND | 40.11 | 0.00 | 689.64 |
| MW-18 | 729.75 | 12/21/2020 | 40.13 | 40.88 | 0.75 | 689.42 |
| MW-18 | 729.75 | 12/26/2020 | 39.85 | 41.95 | 2.10 | 689.34 |
| MW-18 | 729.75 | 1/10/2021 | 39.89 | 45.56 | 5.67 | 688.34 |
| MW-18 | 729.75 | 1/19/2021 | 39.24 | 45.50 | 6.26 | 688.83 |
| MW-18 | 729.75 | 1/25/2021 | 39.35 | 45.57 | 6.22 | 688.74 |
| MW-18 | 729.75 | 2/1/2021 | 39.30 | 45.80 | 6.50 | 688.71 |
| MW-18 | 729.75 | 2/8/2021 | 39.57 | 46.40 | 6.83 | 688.35 |
| MW-18 | 729.75 | 2/16/2021 | 39.27 | 46.48 | 7.21 | 688.55 |
| MW-18 | 729.75 | 2/22/2021 | 39.16 | 46.44 | 7.28 | 688.64 |
| MW-18 | 729.75 | 3/4/2021 | ND | 39.21 | 0.00 | 690.54 |
| MW-18 | 729.75 | 3/8/2021 | ARP | ARP | ARP | ARP |
| MW-18 | 729.75 | 3/15/2021 | ARP | ARP | ARP | ARP |
| MW-18 | 729.75 | 3/22/2021 | ARP | ARP | ARP | ARP |
| MW-18 | 728.17 | 4/1/2021 | 39.51 | 39.64 | 0.13 | 688.63 |
| MW-18 | 728.17 | 4/12/2021 | ARP | ARP | ARP | ARP |
| MW-18 | 728.17 | 4/19/2021 | ARP | ARP | ARP | ARP |
| MW-18 | 728.17 | 4/29/2021 | 39.03 | 40.55 | 1.52 | 688.73 |
| MW-18 | 728.17 | 5/3/2021 | ARP | ARP | ARP | ARP |
| MW-18 | 728.17 | 5/10/2021 | ARP | ARP | ARP | ARP |
| MW-18 | 728.17 | 5/18/2021 | ARP | ARP | ARP | ARP |
| MW-18 | 728.17 | 5/26/2021 | 39.24 | 40.63 | 1.39 | 688.56 |
| MW-18 | 728.17 | 5/31/2021 | ARP | ARP | ARP | ARP |
| MW-18 | 728.17 | 6/7/2021 | ARP | ARP | ARP | ARP |
| MW-18 | 728.17 | 6/14/2021 | ARP | ARP | ARP | ARP |
| MW-18 | 728.17 | 6/21/2021 | ARP | ARP | ARP | ARP |
| MW-18 | 728.17 | 7/1/2021 | 39.54 | 41.06 | 1.52 | 688.22 |
| MW-18 | 728.17 | 7/6/2021 | ARP | ARP | ARP | ARP |
| MW-18 | 728.17 | 7/14/2021 | 39.62 | 41.18 | 1.56 | 688.13 |

**Table 3**
**Summary of Monitoring Well Gauging Data**

Colonial Pipeline Company
2020-L1-SR2448
Huntersville, North Carolina

| Well ID | Top Of Casing Elevation[1] | Date | Depth to Free Product (ft btoc) | Depth to Groundwater (ft btoc) | Free Product Thickness (ft) | Groundwater Elevation[2] (ft btoc) |
|---|---|---|---|---|---|---|
| MW-18 | 728.17 | 7/28/2021 | 40.18 | 41.59 | 1.41 | 687.61 |
| MW-18 | 728.17 | 8/16/2021 | ARP | ARP | ARP | ARP |
| MW-18 | 728.17 | 8/26/2021 | 40.90 | 42.45 | 1.55 | 686.86 |
| MW-18 | 728.17 | 8/30/2021 | ARP | ARP | ARP | ARP |
| MW-18 | 728.17 | 9/16/2021 | 41.53 | 43.07 | 1.54 | 686.23 |
| MW-18R | 728.17 | 9/23/2021 | 41.73 | 43.18 | 1.45 | 686.05 |
| MW-18R | 728.17 | 10/6/2021 | ARP | ARP | ARP | ARP |
| MW-18R | 728.17 | 10/12/2021 | ARP | ARP | ARP | ARP |
| MW-18R | 728.17 | 10/18/2021 | ARP | ARP | ARP | ARP |
| MW-18R | 728.17 | 10/27/2021 | 42.35 | 44.05 | 1.70 | 685.37 |
| MW-18R | 728.17 | 11/1/2021 | ARP | ARP | ARP | ARP |
| MW-18R | 728.17 | 11/30/2021 | ND | 45.64 | 0.00 | 682.53 |
| MW-18R | 728.17 | 12/6/2021 | ARP | ARP | ARP | ARP |
| MW-18R | 728.17 | 12/13/2021 | ARP | ARP | ARP | ARP |
| MW-18R | 728.17 | 12/20/2021 | ARP | ARP | ARP | ARP |
| MW-18R | 728.17 | 12/28/2021 | 43.54 | 48.65 | 5.11 | 683.26 |
| MW-18R | 728.17 | 1/4/2022 | ARP | ARP | ARP | ARP |
| MW-18R | 728.17 | 1/10/2022 | ARP | ARP | ARP | ARP |
| MW-19 | 726.29 | 9/14/2020 | ND | 13.45 | 0.00 | 712.84 |
| MW-19 | 726.29 | 9/18/2020 | ND | 31.25 | 0.00 | 695.04 |
| MW-19 | 726.29 | 9/28/2020 | ND | 31.27 | 0.00 | 695.02 |
| MW-19 | 726.29 | 10/3/2020 | ND | 31.28 | 0.00 | 695.01 |
| MW-19 | 726.29 | 10/5/2020 | ND | 33.28 | 0.00 | 693.01 |
| MW-19 | 726.29 | 10/19/2020 | ND | 31.26 | 0.00 | 695.03 |
| MW-19 | 726.29 | 10/26/2020 | ND | 31.28 | 0.00 | 695.01 |
| MW-19 | 726.29 | 11/9/2020 | ND | 31.30 | 0.00 | 694.99 |
| MW-19 | 726.29 | 11/18/2020 | ND | 31.35 | 0.00 | 694.94 |
| MW-19 | 726.29 | 11/23/2020 | ND | 31.28 | 0.00 | 695.01 |
| MW-19 | 726.29 | 12/7/2020 | ND | 31.23 | 0.00 | 695.06 |
| MW-19 | 726.29 | 12/21/2020 | ND | 31.30 | 0.00 | 694.99 |
| MW-19 | 726.29 | 12/26/2020 | ND | 31.35 | 0.00 | 694.94 |
| MW-19 | 726.29 | 1/10/2021 | ND | 31.28 | 0.00 | 695.01 |
| MW-19 | 726.29 | 1/19/2021 | ND | 31.26 | 0.00 | 695.03 |
| MW-19 | 726.29 | 1/25/2021 | ND | 41.09 | 0.00 | 685.20 |
| MW-19 | 726.29 | 2/1/2021 | ND | 31.14 | 0.00 | 695.15 |
| MW-19 | 726.29 | 2/8/2021 | ND | 31.22 | 0.00 | 695.07 |
| MW-19 | 726.29 | 2/16/2021 | ND | 31.11 | 0.00 | 695.18 |
| MW-19 | 726.29 | 2/22/2021 | ND | 30.92 | 0.00 | 695.37 |
| MW-19 | 726.29 | 3/4/2021 | ND | 30.58 | 0.00 | 695.71 |
| MW-19 | 726.29 | 3/8/2021 | ND | 30.56 | 0.00 | 695.73 |
| MW-19 | 726.29 | 3/15/2021 | ND | 30.44 | 0.00 | 695.85 |
| MW-19 | 726.29 | 3/22/2021 | ND | 30.42 | 0.00 | 695.87 |
| MW-19 | 726.29 | 4/1/2021 | ND | 30.17 | 0.00 | 696.12 |
| MW-19 | 726.29 | 4/12/2021 | ND | 29.83 | 0.00 | 696.46 |
| MW-19 | 726.29 | 4/19/2021 | ND | 29.86 | 0.00 | 696.43 |

**Table 3**
**Summary of Monitoring Well Gauging Data**

Colonial Pipeline Company
2020-L1-SR2448
Huntersville, North Carolina

| Well ID | Top Of Casing Elevation[1] | Date | Depth to Free Product (ft btoc) | Depth to Groundwater (ft btoc) | Free Product Thickness (ft) | Groundwater Elevation[2] (ft btoc) |
|---|---|---|---|---|---|---|
| MW-19 | 726.29 | 4/29/2021 | ND | 30.02 | 0.00 | 696.27 |
| MW-19 | 726.29 | 5/3/2021 | ND | 30.05 | 0.00 | 696.24 |
| MW-19 | 726.29 | 5/10/2021 | ND | 30.22 | 0.00 | 696.07 |
| MW-19 | 726.29 | 5/18/2021 | ND | 30.37 | 0.00 | 695.92 |
| MW-19 | 726.29 | 5/26/2021 | ND | 30.42 | 0.00 | 695.87 |
| MW-19 | 726.29 | 5/31/2021 | ND | 30.55 | 0.00 | 695.74 |
| MW-19 | 726.29 | 6/7/2021 | ND | 30.56 | 0.00 | 695.73 |
| MW-19 | 726.29 | 6/14/2021 | ND | 30.52 | 0.00 | 695.77 |
| MW-19 | 726.29 | 6/21/2021 | ND | 30.72 | 0.00 | 695.57 |
| MW-19 | 726.29 | 7/1/2021 | ND | 30.78 | 0.00 | 695.51 |
| MW-19 | 726.29 | 7/6/2021 | ND | 30.84 | 0.00 | 695.45 |
| MW-19 | 726.29 | 7/14/2021 | ND | 30.94 | 0.00 | 695.35 |
| MW-19 | 726.29 | 7/28/2021 | ND | 30.87 | 0.00 | 695.42 |
| MW-19 | 726.29 | 8/2/2021 | ND | 30.95 | 0.00 | 695.34 |
| MW-19 | 726.29 | 8/16/2021 | ND | 31.03 | 0.00 | 695.26 |
| MW-19 | 726.29 | 8/26/2021 | ND | 31.07 | 0.00 | 695.22 |
| MW-19 | 726.29 | 8/30/2021 | ND | 31.03 | 0.00 | 695.26 |
| MW-19 | 726.29 | 9/14/2021 | ND | 31.20 | 0.00 | 695.09 |
| MW-19 | 726.29 | 9/23/2021 | ND | 31.40 | 0.00 | 694.89 |
| MW-19 | 726.29 | 10/6/2021 | ND | 31.54 | 0.00 | 694.75 |
| MW-19 | 726.29 | 10/12/2021 | ND | 31.66 | 0.00 | 694.63 |
| MW-19 | 726.29 | 10/18/2021 | ND | 31.76 | 0.00 | 694.53 |
| MW-19 | 726.29 | 10/27/2021 | ND | 31.87 | 0.00 | 694.42 |
| MW-19 | 726.29 | 11/1/2021 | ND | 32.00 | 0.00 | 694.29 |
| MW-19 | 726.29 | 11/15/2021 | ND | 32.22 | 0.00 | 694.07 |
| MW-19 | 726.29 | 11/22/2021 | ND | 32.25 | 0.00 | 694.04 |
| MW-19 | 726.29 | 11/30/2021 | ND | 32.42 | 0.00 | 693.87 |
| MW-19 | 726.29 | 12/6/2021 | ND | 32.48 | 0.00 | 693.81 |
| MW-19 | 726.29 | 12/13/2021 | ND | 32.68 | 0.00 | 693.61 |
| MW-19 | 726.29 | 12/20/2021 | ND | 32.80 | 0.00 | 693.49 |
| MW-19 | 726.29 | 12/28/2021 | ND | 32.86 | 0.00 | 693.43 |
| MW-19 | 726.29 | 1/4/2022 | ND | 38.08 | 0.00 | 688.21 |
| MW-19 | 726.29 | 1/10/2022 | ND | 33.17 | 0.00 | 693.12 |
| MW-20 | 729.69 | 9/3/2020 | ND | 41.44 | 0.00 | 688.25 |
| MW-20 | 729.69 | 9/14/2020 | ND | 42.25 | 0.00 | 687.44 |
| MW-20 | 729.69 | 9/18/2020 | ND | 40.21 | 0.00 | 689.48 |
| MW-20 | 729.69 | 9/28/2020 | ND | 42.17 | 0.00 | 687.52 |
| MW-20 | 729.69 | 10/3/2020 | ND | 42.12 | 0.00 | 687.57 |
| MW-20 | 729.69 | 10/19/2020 | ND | 42.16 | 0.00 | 687.53 |
| MW-20 | 729.69 | 10/21/2020 | ND | 44.16 | 0.00 | 685.53 |
| MW-20 | 729.69 | 10/26/2020 | ND | 42.15 | 0.00 | 687.54 |
| MW-20 | 729.69 | 11/9/2020 | ND | 42.14 | 0.00 | 687.55 |
| MW-20 | 729.69 | 11/18/2020 | ND | 42.29 | 0.00 | 687.40 |
| MW-20 | 729.69 | 11/23/2020 | ND | 42.22 | 0.00 | 687.47 |
| MW-20 | 729.69 | 12/7/2020 | ND | 42.15 | 0.00 | 687.54 |

**Table 3**
**Summary of Monitoring Well Gauging Data**

Colonial Pipeline Company
2020-L1-SR2448
Huntersville, North Carolina

| Well ID | Top Of Casing Elevation[1] | Date | Depth to Free Product (ft btoc) | Depth to Groundwater (ft btoc) | Free Product Thickness (ft) | Groundwater Elevation[2] (ft btoc) |
|---|---|---|---|---|---|---|
| MW-20 | 729.69 | 12/21/2020 | ND | 42.26 | 0.00 | 687.43 |
| MW-20 | 729.69 | 12/26/2020 | ND | 42.31 | 0.00 | 687.38 |
| MW-20 | 729.69 | 1/10/2021 | ND | 42.46 | 0.00 | 687.23 |
| MW-20 | 729.69 | 1/19/2021 | ND | 42.54 | 0.00 | 687.15 |
| MW-20 | 729.69 | 1/25/2021 | ND | 42.56 | 0.00 | 687.13 |
| MW-20 | 729.69 | 2/1/2021 | ND | 42.58 | 0.00 | 687.11 |
| MW-20 | 729.69 | 2/8/2021 | ND | 42.84 | 0.00 | 686.85 |
| MW-20 | 729.69 | 2/16/2021 | ND | 42.69 | 0.00 | 687.00 |
| MW-20 | 729.69 | 2/22/2021 | ND | 42.68 | 0.00 | 687.01 |
| MW-20 | 729.69 | 3/4/2021 | ND | 42.62 | 0.00 | 687.07 |
| MW-20 | 729.69 | 3/8/2021 | ND | 42.69 | 0.00 | 687.00 |
| MW-20 | 729.69 | 3/15/2021 | ND | 42.60 | 0.00 | 687.09 |
| MW-20 | 729.69 | 3/22/2021 | ND | 42.55 | 0.00 | 687.14 |
| MW-20 | 729.69 | 4/1/2021 | ND | 42.49 | 0.00 | 687.20 |
| MW-20 | 729.69 | 4/12/2021 | ND | 42.32 | 0.00 | 687.37 |
| MW-20 | 729.69 | 4/19/2021 | ND | 42.31 | 0.00 | 687.38 |
| MW-20 | 729.69 | 4/29/2021 | ND | 42.19 | 0.00 | 687.50 |
| MW-20 | 729.69 | 5/3/2021 | ND | 42.12 | 0.00 | 687.57 |
| MW-20 | 729.69 | 5/10/2021 | ND | 42.11 | 0.00 | 687.58 |
| MW-20 | 729.69 | 5/18/2021 | ND | 42.10 | 0.00 | 687.59 |
| MW-20 | 729.69 | 5/26/2021 | ND | 42.13 | 0.00 | 687.56 |
| MW-20 | 729.69 | 5/31/2021 | ND | 42.16 | 0.00 | 687.53 |
| MW-20 | 729.69 | 6/7/2021 | ND | 42.22 | 0.00 | 687.47 |
| MW-20 | 729.69 | 6/14/2021 | ND | 42.22 | 0.00 | 687.47 |
| MW-20 | 729.69 | 6/21/2021 | ND | 42.30 | 0.00 | 687.39 |
| MW-20 | 729.69 | 7/1/2021 | ND | 42.43 | 0.00 | 687.26 |
| MW-20 | 729.69 | 7/6/2021 | ND | 42.50 | 0.00 | 687.19 |
| MW-20 | 729.69 | 7/14/2021 | ND | 42.56 | 0.00 | 687.13 |
| MW-20 | 729.69 | 7/28/2021 | ND | 42.86 | 0.00 | 686.83 |
| MW-20 | 729.69 | 8/2/2021 | ND | 43.09 | 0.00 | 686.60 |
| MW-20 | 729.69 | 8/16/2021 | ND | 43.39 | 0.00 | 686.30 |
| MW-20 | 729.69 | 8/26/2021 | ND | 43.60 | 0.00 | 686.09 |
| MW-20 | 729.69 | 8/30/2021 | ND | 43.64 | 0.00 | 686.05 |
| MW-20 | 729.69 | 9/14/2021 | ND | 44.10 | 0.00 | 685.59 |
| MW-20 | 729.69 | 9/23/2021 | ND | 44.34 | 0.00 | 685.35 |
| MW-20 | 729.69 | 10/6/2021 | ND | 44.58 | 0.00 | 685.11 |
| MW-20 | 729.69 | 10/12/2021 | ND | 44.77 | 0.00 | 684.92 |
| MW-20 | 729.69 | 10/18/2021 | ND | 44.95 | 0.00 | 684.74 |
| MW-20 | 729.69 | 10/27/2021 | ND | 45.11 | 0.00 | 684.58 |
| MW-20 | 729.69 | 11/1/2021 | ND | 45.27 | 0.00 | 684.42 |
| MW-20 | 729.69 | 11/15/2021 | ND | 45.73 | 0.00 | 683.96 |
| MW-20 | 729.69 | 11/22/2021 | ND | 45.98 | 0.00 | 683.71 |
| MW-20 | 729.69 | 11/30/2021 | ND | 46.25 | 0.00 | 683.44 |
| MW-20 | 729.69 | 12/6/2021 | ND | 46.43 | 0.00 | 683.26 |
| MW-20 | 729.69 | 12/13/2021 | ND | 46.69 | 0.00 | 683.00 |

**Table 3**
**Summary of Monitoring Well Gauging Data**

Colonial Pipeline Company
2020-L1-SR2448
Huntersville, North Carolina

| Well ID | Top Of Casing Elevation[1] | Date | Depth to Free Product (ft btoc) | Depth to Groundwater (ft btoc) | Free Product Thickness (ft) | Groundwater Elevation[2] (ft btoc) |
|---|---|---|---|---|---|---|
| MW-20 | 729.69 | 12/20/2021 | ND | 46.91 | 0.00 | 682.78 |
| MW-20 | 729.69 | 12/28/2021 | ND | 47.01 | 0.00 | 682.68 |
| MW-20 | 729.69 | 1/4/2022 | ND | 47.33 | 0.00 | 682.36 |
| MW-20 | 729.69 | 1/10/2022 | ND | 47.55 | 0.00 | 682.14 |
| MW-21 | 724.97 | 9/14/2020 | ND | 24.99 | 0.00 | 699.98 |
| MW-21 | 724.97 | 9/18/2020 | ND | 30.79 | 0.00 | 694.18 |
| MW-21 | 724.97 | 9/28/2020 | ND | 30.73 | 0.00 | 694.24 |
| MW-21 | 724.97 | 10/3/2020 | ND | 30.81 | 0.00 | 694.16 |
| MW-21 | 724.97 | 10/19/2020 | ND | 30.76 | 0.00 | 694.21 |
| MW-21 | 724.97 | 10/26/2020 | ND | 30.74 | 0.00 | 694.23 |
| MW-21 | 724.97 | 11/9/2020 | ND | 30.78 | 0.00 | 694.19 |
| MW-21 | 724.97 | 11/18/2020 | ND | 30.81 | 0.00 | 694.16 |
| MW-21 | 724.97 | 11/23/2020 | ND | 30.76 | 0.00 | 694.21 |
| MW-21 | 724.97 | 12/7/2020 | ND | 30.71 | 0.00 | 694.26 |
| MW-21 | 724.97 | 12/21/2020 | ND | 30.80 | 0.00 | 694.17 |
| MW-21 | 724.97 | 12/26/2020 | ND | 30.87 | 0.00 | 694.10 |
| MW-21 | 724.97 | 1/10/2021 | ND | 30.92 | 0.00 | 694.05 |
| MW-21 | 724.97 | 1/19/2021 | ND | 30.90 | 0.00 | 694.07 |
| MW-21 | 724.97 | 1/25/2021 | ND | 30.73 | 0.00 | 694.24 |
| MW-21 | 724.97 | 2/1/2021 | ND | 30.78 | 0.00 | 694.19 |
| MW-21 | 724.97 | 2/8/2021 | ND | 30.93 | 0.00 | 694.04 |
| MW-21 | 724.97 | 2/16/2021 | ND | 30.84 | 0.00 | 694.13 |
| MW-21 | 724.97 | 2/22/2021 | ND | 30.82 | 0.00 | 694.15 |
| MW-21 | 724.97 | 3/4/2021 | ND | 30.80 | 0.00 | 694.17 |
| MW-21 | 724.97 | 3/8/2021 | ND | 30.91 | 0.00 | 694.06 |
| MW-21 | 724.97 | 3/15/2021 | ND | 30.81 | 0.00 | 694.16 |
| MW-21 | 724.97 | 3/22/2021 | ND | 30.78 | 0.00 | 694.19 |
| MW-21 | 724.97 | 4/1/2021 | ND | 30.71 | 0.00 | 694.26 |
| MW-21 | 724.97 | 4/12/2021 | ND | 30.56 | 0.00 | 694.41 |
| MW-21 | 724.97 | 4/19/2021 | ND | 30.48 | 0.00 | 694.49 |
| MW-21 | 724.97 | 4/29/2021 | ND | 30.41 | 0.00 | 694.56 |
| MW-21 | 724.97 | 5/3/2021 | ND | 30.38 | 0.00 | 694.59 |
| MW-21 | 724.97 | 5/10/2021 | ND | 30.39 | 0.00 | 694.58 |
| MW-21 | 724.97 | 5/18/2021 | ND | 30.46 | 0.00 | 694.51 |
| MW-21 | 724.97 | 5/26/2021 | ND | 30.42 | 0.00 | 694.55 |
| MW-21 | 724.97 | 5/31/2021 | ND | 30.52 | 0.00 | 694.45 |
| MW-21 | 724.97 | 6/7/2021 | ND | 30.45 | 0.00 | 694.52 |
| MW-21 | 724.97 | 6/14/2021 | ND | 31.50 | 0.00 | 693.47 |
| MW-21 | 724.97 | 6/21/2021 | ND | 30.51 | 0.00 | 694.46 |
| MW-21 | 724.97 | 7/1/2021 | ND | 30.60 | 0.00 | 694.37 |
| MW-21 | 724.97 | 7/6/2021 | ND | 30.66 | 0.00 | 694.31 |
| MW-21 | 724.97 | 7/14/2021 | ND | 30.77 | 0.00 | 694.20 |
| MW-21 | 724.97 | 7/28/2021 | ND | 30.76 | 0.00 | 694.21 |
| MW-21 | 724.97 | 8/2/2021 | ND | 30.87 | 0.00 | 694.10 |
| MW-21 | 724.97 | 8/16/2021 | ND | 30.92 | 0.00 | 694.05 |

**Table 3**
**Summary of Monitoring Well Gauging Data**

Colonial Pipeline Company
2020-L1-SR2448
Huntersville, North Carolina

| Well ID | Top Of Casing Elevation[1] | Date | Depth to Free Product (ft btoc) | Depth to Groundwater (ft btoc) | Free Product Thickness (ft) | Groundwater Elevation[2] (ft btoc) |
|---|---|---|---|---|---|---|
| MW-21 | 724.97 | 8/26/2021 | ND | 36.40 | 0.00 | 688.57 |
| MW-21 | 724.97 | 8/30/2021 | ND | 30.69 | 0.00 | 694.28 |
| MW-21 | 724.97 | 9/14/2021 | ND | 31.15 | 0.00 | 693.82 |
| MW-21 | 724.97 | 9/23/2021 | ND | 31.23 | 0.00 | 693.74 |
| MW-21 | 724.97 | 10/6/2021 | ND | 31.36 | 0.00 | 693.61 |
| MW-21 | 724.97 | 10/12/2021 | ND | 31.47 | 0.00 | 693.50 |
| MW-21 | 724.97 | 10/18/2021 | ND | 31.59 | 0.00 | 693.38 |
| MW-21 | 724.97 | 10/27/2021 | ND | 31.72 | 0.00 | 693.25 |
| MW-21 | 724.97 | 11/1/2021 | ND | 31.84 | 0.00 | 693.13 |
| MW-21 | 724.97 | 11/15/2021 | ND | 32.05 | 0.00 | 692.92 |
| MW-21 | 724.97 | 11/22/2021 | ND | 32.02 | 0.00 | 692.95 |
| MW-21 | 724.97 | 11/30/2021 | ND | 32.23 | 0.00 | 692.74 |
| MW-21 | 724.97 | 12/6/2021 | ND | 32.28 | 0.00 | 692.69 |
| MW-21 | 724.97 | 12/13/2021 | ND | 32.47 | 0.00 | 692.50 |
| MW-21 | 724.97 | 12/20/2021 | ND | 32.59 | 0.00 | 692.38 |
| MW-21 | 724.97 | 12/28/2021 | ND | 32.64 | 0.00 | 692.33 |
| MW-21 | 724.97 | 1/4/2022 | ND | 32.85 | 0.00 | 692.12 |
| MW-21 | 724.97 | 1/10/2022 | ND | 32.93 | 0.00 | 692.04 |
| MW-22 | 721.89 | 1/10/2021 | ARP | ARP | ARP | ARP |
| MW-22 | 721.89 | 9/14/2020 | ND | 34.88 | 0.00 | 687.01 |
| MW-22 | 721.89 | 9/18/2020 | ND | 34.82 | 0.00 | 687.07 |
| MW-22 | 721.89 | 9/28/2020 | ND | 34.77 | 0.00 | 687.12 |
| MW-22 | 721.89 | 10/3/2020 | ND | 34.88 | 0.00 | 687.01 |
| MW-22 | 721.89 | 10/19/2020 | ND | 35.02 | 0.00 | 686.87 |
| MW-22 | 721.89 | 10/26/2020 | ND | 35.12 | 0.00 | 686.77 |
| MW-22 | 721.89 | 11/9/2020 | ND | 34.80 | 0.00 | 687.09 |
| MW-22 | 721.89 | 11/18/2020 | ND | 34.98 | 0.00 | 686.91 |
| MW-22 | 721.89 | 11/23/2020 | ND | 34.90 | 0.00 | 686.99 |
| MW-22 | 721.89 | 12/7/2020 | 34.71 | 36.79 | 2.08 | 686.63 |
| MW-22 | 721.89 | 12/21/2020 | ARP | ARP | ARP | ARP |
| MW-22 | 721.89 | 12/26/2020 | 35.85 | 37.54 | 1.69 | 685.59 |
| MW-22 | 721.89 | 1/19/2021 | ARP | ARP | ARP | ARP |
| MW-22 | 721.89 | 1/25/2021 | ARP | ARP | ARP | ARP |
| MW-22 | 721.89 | 2/1/2021 | Dry | Dry | Dry | Dry |
| MW-22 | 721.89 | 2/8/2021 | ARP | ARP | ARP | ARP |
| MW-22 | 721.89 | 2/16/2021 | ARP | ARP | ARP | ARP |
| MW-22 | 721.89 | 2/22/2021 | ARP | ARP | ARP | ARP |
| MW-22 | 721.89 | 3/4/2021 | 37.06 | 37.59 | 0.53 | 684.69 |
| MW-22 | 721.89 | 3/8/2021 | ARP | ARP | ARP | ARP |
| MW-22 | 721.89 | 3/15/2021 | ARP | ARP | ARP | ARP |
| MW-22 | 721.89 | 3/22/2021 | ARP | ARP | ARP | ARP |
| MW-22 | 721.89 | 4/1/2021 | 37.22 | 37.25 | 0.03 | 684.66 |
| MW-22 | 721.89 | 4/12/2021 | ARP | ARP | ARP | ARP |
| MW-22 | 721.89 | 4/19/2021 | ARP | ARP | ARP | ARP |
| MW-22 | 721.89 | 4/29/2021 | 37.22 | 37.48 | 0.26 | 684.60 |

**Table 3**
**Summary of Monitoring Well Gauging Data**

Colonial Pipeline Company
2020-L1-SR2448
Huntersville, North Carolina

| Well ID | Top Of Casing Elevation[1] | Date | Depth to Free Product (ft btoc) | Depth to Groundwater (ft btoc) | Free Product Thickness (ft) | Groundwater Elevation[2] (ft btoc) |
|---|---|---|---|---|---|---|
| MW-22 | 721.89 | 5/3/2021 | ARP | ARP | ARP | ARP |
| MW-22 | 721.89 | 5/10/2021 | ARP | ARP | ARP | ARP |
| MW-22 | 721.89 | 5/18/2021 | ARP | ARP | ARP | ARP |
| MW-22 | 721.89 | 5/26/2021 | Dry | Dry | Dry | Dry |
| MW-22 | 721.89 | 5/31/2021 | ARP | ARP | ARP | ARP |
| MW-22 | 721.89 | 6/7/2021 | ARP | ARP | ARP | ARP |
| MW-22 | 721.89 | 6/14/2021 | ARP | ARP | ARP | ARP |
| MW-22 | 721.89 | 6/21/2021 | ARP | ARP | ARP | ARP |
| MW-22 | 721.89 | 7/1/2021 | Dry | Dry | Dry | Dry |
| MW-22 | 721.89 | 7/6/2021 | ARP | ARP | ARP | ARP |
| MW-22 | 721.89 | 7/14/2021 | Dry | Dry | Dry | Dry |
| MW-22 | 721.89 | 7/28/2021 | 37.25 | 37.34 | 0.09 | 684.62 |
| MW-22 | 721.89 | 8/16/2021 | Dry | Dry | Dry | Dry |
| MW-22 | 721.89 | 8/26/2021 | Dry | Dry | Dry | Dry |
| MW-22 | 721.89 | 8/30/2021 | Dry | Dry | Dry | Dry |
| MW-22 | 721.89 | 9/14/2021 | 39.60 | 39.65 | 0.05 | 682.28 |
| MW-22 | 721.89 | 9/16/2021 | 39.03 | 39.38 | 0.35 | 682.77 |
| MW-22R | 720.81 | 9/23/2021 | 39.03 | 40.51 | 1.48 | 681.38 |
| MW-22R | 720.81 | 10/6/2021 | ARP | ARP | ARP | ARP |
| MW-22R | 720.81 | 10/12/2021 | ARP | ARP | ARP | ARP |
| MW-22R | 720.81 | 10/18/2021 | ARP | ARP | ARP | ARP |
| MW-22R | 720.81 | 10/27/2021 | 40.96 | 41.09 | 0.13 | 679.82 |
| MW-22R | 720.81 | 11/1/2021 | ARP | ARP | ARP | ARP |
| MW-22R | 720.81 | 11/30/2021 | ND | 43.50 | 0.00 | 677.31 |
| MW-22R | 720.81 | 12/6/2021 | ARP | ARP | ARP | ARP |
| MW-22R | 720.81 | 12/13/2021 | ARP | ARP | ARP | ARP |
| MW-22R | 720.81 | 12/20/2021 | ARP | ARP | ARP | ARP |
| MW-22R | 720.81 | 12/28/2021 | 44.22 | 44.53 | 0.31 | 676.51 |
| MW-22R | 720.81 | 1/4/2022 | ARP | ARP | ARP | ARP |
| MW-22R | 720.81 | 1/10/2022 | ARP | ARP | ARP | ARP |
| MW-23 | 724.32 | 9/14/2020 | ND | 30.06 | 0.00 | 694.26 |
| MW-23 | 724.32 | 9/18/2020 | ND | 30.38 | 0.00 | 693.94 |
| MW-23 | 724.32 | 9/28/2020 | ND | 29.82 | 0.00 | 694.50 |
| MW-23 | 723.81 | 10/3/2020 | ND | 29.86 | 0.00 | 693.95 |
| MW-23 | 723.81 | 10/19/2020 | ND | 29.81 | 0.00 | 694.00 |
| MW-23 | 723.81 | 10/26/2020 | ND | 29.78 | 0.00 | 694.03 |
| MW-23 | 723.81 | 11/9/2020 | ND | 29.79 | 0.00 | 694.02 |
| MW-23 | 723.81 | 11/18/2020 | ND | 29.82 | 0.00 | 693.99 |
| MW-23 | 723.81 | 11/23/2020 | ND | 30.79 | 0.00 | 693.02 |
| MW-23 | 723.81 | 12/7/2020 | ND | 29.73 | 0.00 | 694.08 |
| MW-23 | 723.81 | 12/21/2020 | ND | 29.79 | 0.00 | 694.02 |
| MW-23 | 723.81 | 12/26/2020 | ND | 28.10 | 0.00 | 695.71 |
| MW-23 | 723.81 | 1/10/2021 | ND | 29.88 | 0.00 | 693.93 |
| MW-23 | 723.81 | 1/19/2021 | ND | 29.57 | 0.00 | 694.24 |
| MW-23 | 723.81 | 1/25/2021 | ND | 29.74 | 0.00 | 694.07 |

**Table 3**
**Summary of Monitoring Well Gauging Data**

Colonial Pipeline Company
2020-L1-SR2448
Huntersville, North Carolina

| Well ID | Top Of Casing Elevation[1] | Date | Depth to Free Product (ft btoc) | Depth to Groundwater (ft btoc) | Free Product Thickness (ft) | Groundwater Elevation[2] (ft btoc) |
|---|---|---|---|---|---|---|
| MW-23 | 723.81 | 2/1/2021 | ND | 29.76 | 0.00 | 694.05 |
| MW-23 | 723.81 | 2/8/2021 | ND | 29.89 | 0.00 | 693.92 |
| MW-23 | 723.81 | 2/16/2021 | ND | 29.80 | 0.00 | 694.01 |
| MW-23 | 723.81 | 2/22/2021 | ND | 29.75 | 0.00 | 694.06 |
| MW-23 | 723.74 | 3/4/2021 | ND | 29.74 | 0.00 | 694.00 |
| MW-23 | 723.74 | 3/8/2021 | ND | 29.83 | 0.00 | 693.91 |
| MW-23 | 723.74 | 3/15/2021 | ND | 29.74 | 0.00 | 694.00 |
| MW-23 | 723.74 | 3/22/2021 | ND | 29.71 | 0.00 | 694.03 |
| MW-23 | 723.74 | 4/1/2021 | ND | 29.65 | 0.00 | 694.09 |
| MW-23 | 723.74 | 4/12/2021 | ND | 29.51 | 0.00 | 694.23 |
| MW-23 | 723.74 | 4/19/2021 | ND | 29.30 | 0.00 | 694.44 |
| MW-23 | 723.74 | 4/29/2021 | ND | 29.36 | 0.00 | 694.38 |
| MW-23 | 723.74 | 5/3/2021 | ND | 29.34 | 0.00 | 694.40 |
| MW-23 | 723.74 | 5/10/2021 | ND | 29.34 | 0.00 | 694.40 |
| MW-23 | 723.74 | 5/18/2021 | ND | 29.41 | 0.00 | 694.33 |
| MW-23 | 723.74 | 5/26/2021 | ND | 29.36 | 0.00 | 694.38 |
| MW-23 | 723.74 | 5/31/2021 | ND | 29.45 | 0.00 | 694.29 |
| MW-23 | 723.74 | 6/7/2021 | ND | 29.44 | 0.00 | 694.30 |
| MW-23 | 723.74 | 6/14/2021 | ND | 29.40 | 0.00 | 694.34 |
| MW-23 | 723.74 | 6/21/2021 | ND | 29.43 | 0.00 | 694.31 |
| MW-23 | 723.74 | 7/1/2021 | ND | 29.56 | 0.00 | 694.18 |
| MW-23 | 723.74 | 7/6/2021 | ND | 29.59 | 0.00 | 694.15 |
| MW-23 | 723.74 | 7/14/2021 | ND | 29.67 | 0.00 | 694.07 |
| MW-23 | 723.74 | 7/28/2021 | ND | 29.65 | 0.00 | 694.09 |
| MW-23 | 723.74 | 8/2/2021 | ND | 29.77 | 0.00 | 693.97 |
| MW-23 | 723.74 | 8/16/2021 | ND | 29.80 | 0.00 | 693.94 |
| MW-23 | 723.74 | 8/26/2021 | ND | 28.51 | 0.00 | 695.23 |
| MW-23 | 723.74 | 8/30/2021 | ND | 29.23 | 0.00 | 694.51 |
| MW-23 | 723.74 | 9/14/2021 | ND | 30.01 | 0.00 | 693.73 |
| MW-23 | 723.74 | 9/23/2021 | ND | 30.14 | 0.00 | 693.60 |
| MW-23 | 723.74 | 10/6/2021 | ND | 30.26 | 0.00 | 693.48 |
| MW-23 | 723.74 | 10/12/2021 | ND | 30.39 | 0.00 | 693.35 |
| MW-23 | 723.74 | 10/18/2021 | ND | 30.52 | 0.00 | 693.22 |
| MW-23 | 723.74 | 10/27/2021 | ND | 31.64 | 0.00 | 692.10 |
| MW-23 | 723.74 | 11/1/2021 | ND | 30.76 | 0.00 | 692.98 |
| MW-23 | 723.74 | 11/15/2021 | ND | 31.00 | 0.00 | 692.74 |
| MW-23 | 723.74 | 11/22/2021 | ND | 31.00 | 0.00 | 692.74 |
| MW-23 | 723.74 | 11/30/2021 | ND | 31.19 | 0.00 | 692.55 |
| MW-23 | 723.74 | 12/6/2021 | ND | 31.19 | 0.00 | 692.55 |
| MW-23 | 723.74 | 12/13/2021 | ND | 31.43 | 0.00 | 692.31 |
| MW-23 | 723.74 | 12/20/2021 | ND | 31.53 | 0.00 | 692.21 |
| MW-23 | 723.74 | 12/28/2021 | ND | 31.17 | 0.00 | 692.57 |
| MW-23 | 723.74 | 1/4/2022 | ND | 31.78 | 0.00 | 691.96 |
| MW-23 | 723.74 | 1/10/2022 | ND | 31.86 | 0.00 | 691.88 |
| MW-24 | 737.63 | 9/14/2020 | 44.36 | 46.69 | 2.33 | 692.65 |

**Table 3**
**Summary of Monitoring Well Gauging Data**

Colonial Pipeline Company
2020-L1-SR2448
Huntersville, North Carolina

| Well ID | Top Of Casing Elevation[1] | Date | Depth to Free Product (ft btoc) | Depth to Groundwater (ft btoc) | Free Product Thickness (ft) | Groundwater Elevation[2] (ft btoc) |
|---|---|---|---|---|---|---|
| MW-24 | 737.63 | 9/18/2020 | 43.71 | 48.36 | 4.65 | 692.67 |
| MW-24 | 737.63 | 9/28/2020 | 41.54 | 54.21 | 12.67 | 692.70 |
| MW-24 | 737.63 | 10/3/2020 | 41.54 | 55.61 | 14.07 | 692.32 |
| MW-24 | 737.63 | 10/19/2020 | 41.72 | 55.25 | 13.53 | 692.29 |
| MW-24 | 737.63 | 10/26/2020 | 41.26 | 55.45 | 14.19 | 692.57 |
| MW-24 | 737.63 | 11/9/2020 | 42.63 | 52.83 | 10.20 | 692.27 |
| MW-24 | 737.63 | 11/18/2020 | ARP | ARP | ARP | ARP |
| MW-24 | 737.63 | 11/23/2020 | ARP | ARP | ARP | ARP |
| MW-24 | 737.63 | 12/7/2020 | ARP | ARP | ARP | ARP |
| MW-24 | 737.63 | 12/21/2020 | ARP | ARP | ARP | ARP |
| MW-24 | 737.63 | 12/26/2020 | 43.01 | 56.43 | 13.42 | 691.03 |
| MW-24 | 737.63 | 1/10/2021 | ARP | ARP | ARP | ARP |
| MW-24 | 737.63 | 1/19/2021 | ARP | ARP | ARP | ARP |
| MW-24 | 737.63 | 1/25/2021 | ARP | ARP | ARP | ARP |
| MW-24 | 737.63 | 2/1/2021 | 43.68 | 56.60 | 12.92 | 690.49 |
| MW-24 | 737.63 | 2/8/2021 | ARP | ARP | ARP | ARP |
| MW-24 | 737.63 | 2/16/2021 | ARP | ARP | ARP | ARP |
| MW-24 | 737.63 | 2/22/2021 | ARP | ARP | ARP | ARP |
| MW-24 | 737.63 | 3/4/2021 | 44.03 | 55.90 | 11.87 | 690.42 |
| MW-24 | 737.63 | 3/8/2021 | ARP | ARP | ARP | ARP |
| MW-24 | 737.63 | 3/15/2021 | ARP | ARP | ARP | ARP |
| MW-24 | 737.63 | 3/22/2021 | ARP | ARP | ARP | ARP |
| MW-24 | 737.63 | 4/1/2021 | 44.91 | 54.37 | 9.46 | 690.19 |
| MW-24 | 737.63 | 4/12/2021 | ARP | ARP | ARP | ARP |
| MW-24 | 737.63 | 4/19/2021 | ARP | ARP | ARP | ARP |
| MW-24 | 737.63 | 4/29/2021 | 44.92 | 54.26 | 9.34 | 690.21 |
| MW-24 | 737.63 | 5/3/2021 | ARP | ARP | ARP | ARP |
| MW-24 | 737.63 | 5/10/2021 | ARP | ARP | ARP | ARP |
| MW-24 | 737.63 | 5/18/2021 | ARP | ARP | ARP | ARP |
| MW-24 | 737.63 | 5/26/2021 | 45.19 | 53.94 | 8.75 | 690.10 |
| MW-24 | 737.63 | 5/31/2021 | ARP | ARP | ARP | ARP |
| MW-24 | 737.63 | 6/7/2021 | ARP | ARP | ARP | ARP |
| MW-24 | 737.63 | 6/14/2021 | ARP | ARP | ARP | ARP |
| MW-24 | 737.63 | 6/21/2021 | ARP | ARP | ARP | ARP |
| MW-24 | 737.63 | 7/1/2021 | 45.11 | 55.71 | 10.60 | 689.68 |
| MW-24 | 737.63 | 7/6/2021 | ARP | ARP | ARP | ARP |
| MW-24 | 737.63 | 7/14/2021 | 45.85 | 53.75 | 7.90 | 689.67 |
| MW-24 | 737.63 | 7/28/2021 | 46.21 | 53.56 | 7.35 | 689.45 |
| MW-24 | 737.63 | 8/16/2021 | ARP | ARP | ARP | ARP |
| MW-24 | 737.63 | 8/26/2021 | 46.84 | 53.99 | 7.15 | 688.88 |
| MW-24 | 737.63 | 8/30/2021 | ARP | ARP | ARP | ARP |
| MW-24 | 737.63 | 9/16/2021 | 48.35 | 52.82 | 4.47 | 688.08 |
| MW-24 | 737.63 | 9/23/2021 | 48.56 | 52.76 | 4.20 | 687.95 |
| MW-24 | 737.63 | 10/6/2021 | ARP | ARP | ARP | ARP |
| MW-24 | 737.63 | 10/12/2021 | ARP | ARP | ARP | ARP |

**Table 3**
**Summary of Monitoring Well Gauging Data**

Colonial Pipeline Company
2020-L1-SR2448
Huntersville, North Carolina

| Well ID | Top Of Casing Elevation[1] | Date | Depth to Free Product (ft btoc) | Depth to Groundwater (ft btoc) | Free Product Thickness (ft) | Groundwater Elevation[2] (ft btoc) |
|---|---|---|---|---|---|---|
| MW-24 | 737.63 | 10/18/2021 | ARP | ARP | ARP | ARP |
| MW-24 | 737.63 | 10/27/2021 | 48.12 | 56.76 | 8.64 | 687.20 |
| MW-24 | 737.63 | 11/1/2021 | ARP | ARP | ARP | ARP |
| MW-24 | 737.63 | 11/30/2021 | 49.99 | 53.80 | 3.81 | 686.62 |
| MW-24 | 737.63 | 12/6/2021 | ARP | ARP | ARP | ARP |
| MW-24 | 737.63 | 12/13/2021 | ARP | ARP | ARP | ARP |
| MW-24 | 737.63 | 12/20/2021 | ARP | ARP | ARP | ARP |
| MW-24 | 737.63 | 12/28/2021 | 51.67 | 53.69 | 2.02 | 685.42 |
| MW-24 | 737.63 | 1/4/2022 | ARP | ARP | ARP | ARP |
| MW-24 | 737.63 | 1/10/2022 | ARP | ARP | ARP | ARP |
| MW-25 | 734.04 | 9/14/2020 | ND | 43.52 | 0.00 | 690.52 |
| MW-25 | 734.04 | 9/18/2020 | ND | 43.48 | 0.00 | 690.56 |
| MW-25 | 734.04 | 9/28/2020 | ND | 43.40 | 0.00 | 690.64 |
| MW-25 | 734.04 | 10/3/2020 | ND | 43.49 | 0.00 | 690.55 |
| MW-25 | 734.04 | 10/19/2020 | ND | 43.54 | 0.00 | 690.50 |
| MW-25 | 734.04 | 10/21/2020 | ND | 45.54 | 0.00 | 688.50 |
| MW-25 | 734.04 | 10/26/2020 | ND | 43.57 | 0.00 | 690.47 |
| MW-25 | 734.04 | 11/9/2020 | ND | 43.61 | 0.00 | 690.43 |
| MW-25 | 734.04 | 11/18/2020 | ND | 43.69 | 0.00 | 690.35 |
| MW-25 | 734.04 | 11/23/2020 | ND | 44.71 | 0.00 | 689.33 |
| MW-25 | 734.04 | 12/7/2020 | ND | 43.66 | 0.00 | 690.38 |
| MW-25 | 734.04 | 12/21/2020 | ND | 43.85 | 0.00 | 690.19 |
| MW-25 | 734.04 | 12/26/2020 | ND | 43.92 | 0.00 | 690.12 |
| MW-25 | 734.04 | 1/10/2021 | ND | 44.16 | 0.00 | 689.88 |
| MW-25 | 734.04 | 1/19/2021 | ND | 44.25 | 0.00 | 689.79 |
| MW-25 | 734.04 | 1/25/2021 | ND | 44.29 | 0.00 | 689.75 |
| MW-25 | 734.04 | 2/1/2021 | ND | 44.39 | 0.00 | 689.65 |
| MW-25 | 734.04 | 2/8/2021 | ND | 44.66 | 0.00 | 689.38 |
| MW-25 | 734.04 | 2/16/2021 | ND | 44.49 | 0.00 | 689.55 |
| MW-25 | 734.04 | 2/22/2021 | ND | 44.39 | 0.00 | 689.65 |
| MW-25 | 734.04 | 3/4/2021 | ND | 44.42 | 0.00 | 689.62 |
| MW-25 | 734.04 | 3/8/2021 | ND | 44.57 | 0.00 | 689.47 |
| MW-25 | 734.04 | 3/15/2021 | ND | 44.54 | 0.00 | 689.50 |
| MW-25 | 734.04 | 3/22/2021 | ND | 44.53 | 0.00 | 689.51 |
| MW-25 | 734.04 | 4/1/2021 | ND | 44.51 | 0.00 | 689.53 |
| MW-25 | 734.04 | 4/12/2021 | ND | 44.43 | 0.00 | 689.61 |
| MW-25 | 734.04 | 4/19/2021 | ND | 44.41 | 0.00 | 689.63 |
| MW-25 | 734.04 | 4/29/2021 | ND | 44.40 | 0.00 | 689.64 |
| MW-25 | 734.04 | 5/3/2021 | ND | 44.37 | 0.00 | 689.67 |
| MW-25 | 734.04 | 5/10/2021 | ND | 44.45 | 0.00 | 689.59 |
| MW-25 | 734.04 | 5/18/2021 | ND | 44.56 | 0.00 | 689.48 |
| MW-25 | 734.04 | 5/26/2021 | ND | 44.54 | 0.00 | 689.50 |
| MW-25 | 734.04 | 5/31/2021 | ND | 44.66 | 0.00 | 689.38 |
| MW-25 | 734.04 | 6/7/2021 | ND | 44.73 | 0.00 | 689.31 |
| MW-25 | 734.04 | 6/14/2021 | ND | 44.77 | 0.00 | 689.27 |

**Table 3**
**Summary of Monitoring Well Gauging Data**

Colonial Pipeline Company
2020-L1-SR2448
Huntersville, North Carolina

| Well ID | Top Of Casing Elevation[1] | Date | Depth to Free Product (ft btoc) | Depth to Groundwater (ft btoc) | Free Product Thickness (ft) | Groundwater Elevation[2] (ft btoc) |
|---|---|---|---|---|---|---|
| MW-25 | 734.04 | 6/21/2021 | ND | 44.83 | 0.00 | 689.21 |
| MW-25 | 734.04 | 7/1/2021 | ND | 44.80 | 0.00 | 689.24 |
| MW-25 | 734.04 | 7/6/2021 | ND | 44.97 | 0.00 | 689.07 |
| MW-25 | 734.04 | 7/14/2021 | ND | 44.92 | 0.00 | 689.12 |
| MW-25 | 734.04 | 7/28/2021 | ND | 45.47 | 0.00 | 688.57 |
| MW-25 | 734.04 | 8/2/2021 | ND | 45.76 | 0.00 | 688.28 |
| MW-25 | 734.04 | 8/16/2021 | ND | 46.02 | 0.00 | 688.02 |
| MW-25 | 734.04 | 8/26/2021 | ND | 46.04 | 0.00 | 688.00 |
| MW-25 | 734.04 | 8/30/2021 | ND | 46.22 | 0.00 | 687.82 |
| MW-25 | 734.04 | 9/14/2021 | ND | 46.68 | 0.00 | 687.36 |
| MW-25 | 734.04 | 9/23/2021 | ND | 46.77 | 0.00 | 687.27 |
| MW-25 | 734.04 | 10/6/2021 | ND | 47.02 | 0.00 | 687.02 |
| MW-25 | 734.04 | 10/12/2021 | ND | 47.19 | 0.00 | 686.85 |
| MW-25 | 734.04 | 10/18/2021 | ND | 47.27 | 0.00 | 686.77 |
| MW-25 | 734.04 | 10/27/2021 | ND | 47.40 | 0.00 | 686.64 |
| MW-25 | 734.04 | 11/1/2021 | ND | 47.58 | 0.00 | 686.46 |
| MW-25 | 734.04 | 11/15/2021 | ND | 48.03 | 0.00 | 686.01 |
| MW-25 | 734.04 | 11/22/2021 | ND | 48.25 | 0.00 | 685.79 |
| MW-25 | 734.04 | 11/30/2021 | ND | 48.49 | 0.00 | 685.55 |
| MW-25 | 734.02 | 12/6/2021 | ND | 48.60 | 0.00 | 685.42 |
| MW-25 | 734.02 | 12/13/2021 | ND | 48.90 | 0.00 | 685.12 |
| MW-25 | 734.02 | 12/20/2021 | ND | 49.09 | 0.00 | 684.93 |
| MW-25 | 734.02 | 12/28/2021 | ND | 49.14 | 0.00 | 684.88 |
| MW-25 | 734.02 | 1/4/2022 | ND | 49.45 | 0.00 | 684.57 |
| MW-25 | 734.02 | 1/10/2022 | 49.60 | 49.98 | 0.38 | 684.32 |
| MW-26 | 717.71 | 9/14/2020 | 31.19 | 33.25 | 2.06 | 685.97 |
| MW-26 | 717.71 | 9/18/2020 | 30.70 | 34.61 | 3.91 | 685.96 |
| MW-26 | 717.71 | 9/28/2020 | 29.56 | 37.80 | 8.24 | 685.95 |
| MW-26 | 717.71 | 10/3/2020 | 29.40 | 38.75 | 9.35 | 685.81 |
| MW-26 | 717.71 | 10/19/2020 | 28.91 | 39.92 | 11.01 | 685.85 |
| MW-26 | 717.71 | 10/21/2020 | 28.91 | 39.92 | 11.01 | 685.85 |
| MW-26 | 717.71 | 10/26/2020 | 28.84 | 39.89 | 11.05 | 685.91 |
| MW-26 | 717.71 | 11/9/2020 | 28.85 | 40.03 | 11.18 | 685.87 |
| MW-26 | 717.71 | 11/18/2020 | ARP | ARP | ARP | ARP |
| MW-26 | 717.71 | 11/23/2020 | 42.57 | 54.00 | 11.43 | 672.08 |
| MW-26 | 717.71 | 12/7/2020 | ARP | ARP | ARP | ARP |
| MW-26 | 717.71 | 12/21/2020 | ARP | ARP | ARP | ARP |
| MW-26 | 717.71 | 12/26/2020 | ARP | ARP | ARP | ARP |
| MW-26 | 717.71 | 1/10/2021 | Dry | Dry | Dry | Dry |
| MW-26 | 717.71 | 1/19/2021 | Dry | Dry | Dry | Dry |
| MW-26 | 717.71 | 1/25/2021 | Dry | Dry | Dry | Dry |
| MW-26 | 717.71 | 2/1/2021 | Dry | Dry | Dry | Dry |
| MW-26 | 717.71 | 2/8/2021 | Dry | Dry | Dry | Dry |
| MW-26 | 717.71 | 2/16/2021 | NM | NM | NM | NM |
| MW-26 | 717.71 | 2/22/2021 | NM | NM | NM | NM |

**Table 3**
**Summary of Monitoring Well Gauging Data**

Colonial Pipeline Company
2020-L1-SR2448
Huntersville, North Carolina

| Well ID | Top Of Casing Elevation[1] | Date | Depth to Free Product (ft btoc) | Depth to Groundwater (ft btoc) | Free Product Thickness (ft) | Groundwater Elevation[2] (ft btoc) |
|---|---|---|---|---|---|---|
| MW-26 | 717.71 | 3/4/2021 | NM | NM | NM | NM |
| MW-26 | 717.71 | 3/8/2021 | NM | NM | NM | NM |
| MW-26 | 717.71 | 3/15/2021 | NM | NM | NM | NM |
| MW-26 | 717.71 | 3/22/2021 | NM | NM | NM | NM |
| MW-26 | 717.71 | 4/1/2021 | NM | NM | NM | NM |
| MW-26 | 717.71 | 4/12/2021 | NM | NM | NM | NM |
| MW-26 | 717.71 | 4/19/2021 | NM | NM | NM | NM |
| MW-26 | 717.71 | 4/29/2021 | NM | NM | NM | NM |
| MW-26 | 717.71 | 5/3/2021 | NM | NM | NM | NM |
| MW-26 | 717.71 | 5/10/2021 | NM | NM | NM | NM |
| MW-26 | 717.71 | 5/18/2021 | NM | NM | NM | NM |
| MW-26 | 717.71 | 5/26/2021 | NM | NM | NM | NM |
| MW-26 | 717.71 | 5/31/2021 | NM | NM | NM | NM |
| MW-26 | 717.71 | 6/7/2021 | NM | NM | NM | NM |
| MW-26 | 717.71 | 6/14/2021 | NM | NM | NM | NM |
| MW-26 | 717.71 | 6/21/2021 | NM | NM | NM | NM |
| MW-26 | 717.71 | 7/1/2021 | NM | NM | NM | NM |
| MW-26 | 717.71 | 7/6/2021 | NM | NM | NM | NM |
| MW-26 | 717.71 | 7/14/2021 | NM | NM | NM | NM |
| MW-26 | 718.71 | 7/28/2021 | NM | NM | NM | NM |
| MW-26 | 718.71 | 8/2/2021 | NM | NM | NM | NM |
| MW-26 | 718.71 | 8/16/2021 | NM | NM | NM | NM |
| MW-26 | 718.71 | 8/26/2021 | NM | NM | NM | NM |
| MW-26 | 718.71 | 8/30/2021 | NM | NM | NM | NM |
| MW-26R | 717.71 | 9/16/2021 | 35.87 | 39.43 | 3.56 | 680.89 |
| MW-26R | 717.71 | 9/23/2021 | 36.75 | 39.33 | 2.58 | 680.27 |
| MW-26R | 717.71 | 10/6/2021 | ARP | ARP | ARP | ARP |
| MW-26R | 717.71 | 10/12/2021 | ARP | ARP | ARP | ARP |
| MW-26R | 717.71 | 10/18/2021 | ARP | ARP | ARP | ARP |
| MW-26R | 717.71 | 10/27/2021 | 38.56 | 39.52 | 0.96 | 678.89 |
| MW-26R | 717.71 | 11/1/2021 | ARP | ARP | ARP | ARP |
| MW-26R | 717.71 | 11/30/2021 | 41.69 | 42.76 | 1.07 | 675.73 |
| MW-26R | 717.71 | 12/6/2021 | ARP | ARP | ARP | ARP |
| MW-26R | 717.71 | 12/13/2021 | ARP | ARP | ARP | ARP |
| MW-26R | 717.71 | 12/20/2021 | ARP | ARP | ARP | ARP |
| MW-26R | 717.71 | 12/28/2021 | 41.93 | 43.63 | 1.70 | 675.33 |
| MW-26R | 717.71 | 1/4/2022 | ARP | ARP | ARP | ARP |
| MW-26R | 717.71 | 1/10/2022 | ARP | ARP | ARP | ARP |
| MW-27 | 716.19 | 9/14/2020 | ND | 33.27 | 0.00 | 682.92 |
| MW-27 | 716.19 | 9/18/2020 | ND | 33.24 | 0.00 | 682.95 |
| MW-27 | 716.19 | 9/28/2020 | ND | 33.18 | 0.00 | 683.01 |
| MW-27 | 716.19 | 10/3/2020 | ND | 33.23 | 0.00 | 682.96 |
| MW-27 | 716.19 | 10/19/2020 | ND | 33.24 | 0.00 | 682.95 |
| MW-27 | 716.19 | 10/26/2020 | ND | 33.23 | 0.00 | 682.96 |
| MW-27 | 716.19 | 11/9/2020 | ND | 33.21 | 0.00 | 682.98 |

**Table 3**
**Summary of Monitoring Well Gauging Data**

Colonial Pipeline Company
2020-L1-SR2448
Huntersville, North Carolina

| Well ID | Top Of Casing Elevation[1] | Date | Depth to Free Product (ft btoc) | Depth to Groundwater (ft btoc) | Free Product Thickness (ft) | Groundwater Elevation[2] (ft btoc) |
|---|---|---|---|---|---|---|
| MW-27 | 716.19 | 11/18/2020 | ND | 33.25 | 0.00 | 682.94 |
| MW-27 | 716.19 | 11/23/2020 | ND | 33.19 | 0.00 | 683.00 |
| MW-27 | 716.19 | 12/7/2020 | ND | 33.02 | 0.00 | 683.17 |
| MW-27 | 716.19 | 12/21/2020 | ND | 33.15 | 0.00 | 683.04 |
| MW-27 | 716.19 | 12/26/2020 | ND | 33.14 | 0.00 | 683.05 |
| MW-27 | 716.19 | 1/10/2021 | ND | 33.25 | 0.00 | 682.94 |
| MW-27 | 716.19 | 1/19/2021 | ND | 33.80 | 0.00 | 682.39 |
| MW-27 | 716.19 | 1/25/2021 | ND | 34.01 | 0.00 | 682.18 |
| MW-27 | 716.19 | 2/1/2021 | ND | 34.08 | 0.00 | 682.11 |
| MW-27 | 716.19 | 2/8/2021 | ND | 34.29 | 0.00 | 681.90 |
| MW-27 | 716.19 | 2/16/2021 | ND | 33.92 | 0.00 | 682.27 |
| MW-27 | 716.19 | 2/22/2021 | ND | 33.62 | 0.00 | 682.57 |
| MW-27 | 716.19 | 3/4/2021 | ND | 33.92 | 0.00 | 682.27 |
| MW-27 | 716.19 | 3/8/2021 | ND | 33.53 | 0.00 | 682.66 |
| MW-27 | 716.19 | 3/15/2021 | ND | 33.50 | 0.00 | 682.69 |
| MW-27 | 716.19 | 3/22/2021 | ND | 33.49 | 0.00 | 682.70 |
| MW-27 | 716.19 | 4/1/2021 | ND | 33.24 | 0.00 | 682.95 |
| MW-27 | 716.19 | 4/12/2021 | ND | 33.29 | 0.00 | 682.90 |
| MW-27 | 716.19 | 4/19/2021 | ND | 33.45 | 0.00 | 682.74 |
| MW-27 | 716.19 | 4/29/2021 | ND | 33.43 | 0.00 | 682.76 |
| MW-27 | 716.19 | 5/3/2021 | ND | 33.39 | 0.00 | 682.80 |
| MW-27 | 716.19 | 5/10/2021 | ND | 32.52 | 0.00 | 683.67 |
| MW-27 | 716.19 | 5/18/2021 | ND | 33.50 | 0.00 | 682.69 |
| MW-27 | 716.19 | 5/26/2021 | ND | 33.58 | 0.00 | 682.61 |
| MW-27 | 716.19 | 5/31/2021 | ND | 33.79 | 0.00 | 682.40 |
| MW-27 | 716.19 | 6/7/2021 | ND | 34.00 | 0.00 | 682.19 |
| MW-27 | 716.19 | 6/14/2021 | ND | 34.08 | 0.00 | 682.11 |
| MW-27 | 716.19 | 6/21/2021 | ND | 34.19 | 0.00 | 682.00 |
| MW-27 | 716.19 | 7/1/2021 | ND | 34.35 | 0.00 | 681.84 |
| MW-27 | 716.19 | 7/6/2021 | ND | 34.54 | 0.00 | 681.65 |
| MW-27 | 716.19 | 7/14/2021 | ND | 34.56 | 0.00 | 681.63 |
| MW-27 | 716.19 | 7/28/2021 | ND | 35.06 | 0.00 | 681.13 |
| MW-27 | 716.19 | 8/2/2021 | ND | 35.33 | 0.00 | 680.86 |
| MW-27 | 716.19 | 8/16/2021 | ND | 35.86 | 0.00 | 680.33 |
| MW-27 | 716.19 | 8/26/2021 | ND | 36.30 | 0.00 | 679.89 |
| MW-27 | 716.19 | 8/30/2021 | ND | 36.60 | 0.00 | 679.59 |
| MW-27 | 716.19 | 9/14/2021 | ND | 37.38 | 0.00 | 678.81 |
| MW-27 | 716.19 | 9/23/2021 | ND | 37.69 | 0.00 | 678.50 |
| MW-27 | 716.19 | 10/6/2021 | ND | 38.50 | 0.00 | 677.69 |
| MW-27 | 716.19 | 10/12/2021 | ND | 38.83 | 0.00 | 677.36 |
| MW-27 | 716.19 | 10/18/2021 | ND | 39.09 | 0.00 | 677.10 |
| MW-27 | 716.19 | 10/27/2021 | ND | 39.20 | 0.00 | 676.99 |
| MW-27 | 716.19 | 11/1/2021 | ND | 39.43 | 0.00 | 676.76 |
| MW-27 | 716.19 | 11/15/2021 | ND | 40.56 | 0.00 | 675.63 |
| MW-27 | 716.19 | 11/22/2021 | ND | 41.56 | 0.00 | 674.63 |

**Table 3**
**Summary of Monitoring Well Gauging Data**

Colonial Pipeline Company
2020-L1-SR2448
Huntersville, North Carolina

| Well ID | Top Of Casing Elevation[1] | Date | Depth to Free Product (ft btoc) | Depth to Groundwater (ft btoc) | Free Product Thickness (ft) | Groundwater Elevation[2] (ft btoc) |
|---|---|---|---|---|---|---|
| MW-27 | 716.19 | 11/30/2021 | ND | 41.43 | 0.00 | 674.76 |
| MW-27 | 716.19 | 12/6/2021 | ND | 41.74 | 0.00 | 674.45 |
| MW-27 | 716.19 | 12/13/2021 | ND | 42.03 | 0.00 | 674.16 |
| MW-27 | 716.19 | 12/20/2021 | ND | 42.31 | 0.00 | 673.88 |
| MW-27 | 716.19 | 12/28/2021 | ND | 42.01 | 0.00 | 674.18 |
| MW-27 | 716.19 | 1/4/2022 | ND | 42.60 | 0.00 | 673.59 |
| MW-27 | 716.19 | 1/10/2022 | ND | 42.93 | 0.00 | 673.26 |
| MW-28 | 720.45 | 9/14/2020 | ND | 29.37 | 0.00 | 691.08 |
| MW-28 | 720.45 | 9/18/2020 | ND | 29.34 | 0.00 | 691.11 |
| MW-28 | 720.45 | 9/28/2020 | ND | 29.32 | 0.00 | 691.13 |
| MW-28 | 720.45 | 10/3/2020 | ND | 29.36 | 0.00 | 691.09 |
| MW-28 | 720.45 | 10/19/2020 | ND | 29.33 | 0.00 | 691.12 |
| MW-28 | 720.45 | 10/26/2020 | ND | 29.29 | 0.00 | 691.16 |
| MW-28 | 720.45 | 11/9/2020 | ND | 29.25 | 0.00 | 691.20 |
| MW-28 | 720.45 | 11/18/2020 | ND | 29.22 | 0.00 | 691.23 |
| MW-28 | 720.45 | 11/23/2020 | ND | 29.19 | 0.00 | 691.26 |
| MW-28 | 720.45 | 12/7/2020 | ND | 29.09 | 0.00 | 691.36 |
| MW-28 | 720.45 | 12/21/2020 | ND | 29.03 | 0.00 | 691.42 |
| MW-28 | 720.45 | 12/26/2020 | ND | 29.09 | 0.00 | 691.36 |
| MW-28 | 720.45 | 1/10/2021 | ND | 29.02 | 0.00 | 691.43 |
| MW-28 | 720.45 | 1/19/2021 | ND | 28.90 | 0.00 | 691.55 |
| MW-28 | 720.45 | 1/25/2021 | ND | 28.84 | 0.00 | 691.61 |
| MW-28 | 720.45 | 2/1/2021 | ND | 28.85 | 0.00 | 691.60 |
| MW-28 | 720.45 | 2/8/2021 | ND | 28.91 | 0.00 | 691.54 |
| MW-28 | 720.45 | 2/16/2021 | ND | 28.82 | 0.00 | 691.63 |
| MW-28 | 720.45 | 2/22/2021 | ND | 28.76 | 0.00 | 691.69 |
| MW-28 | 720.45 | 3/4/2021 | ND | 28.66 | 0.00 | 691.79 |
| MW-28 | 720.45 | 3/8/2021 | ND | 28.70 | 0.00 | 691.75 |
| MW-28 | 720.45 | 3/15/2021 | ND | 28.59 | 0.00 | 691.86 |
| MW-28 | 720.45 | 3/22/2021 | ND | 28.51 | 0.00 | 691.94 |
| MW-28 | 720.45 | 4/1/2021 | ND | 28.36 | 0.00 | 692.09 |
| MW-28 | 720.45 | 4/12/2021 | ND | 28.18 | 0.00 | 692.27 |
| MW-28 | 720.45 | 4/19/2021 | ND | 28.08 | 0.00 | 692.37 |
| MW-28 | 720.45 | 4/29/2021 | ND | 27.97 | 0.00 | 692.48 |
| MW-28 | 720.45 | 5/3/2021 | ND | 27.89 | 0.00 | 692.56 |
| MW-28 | 720.45 | 5/10/2021 | ND | 27.87 | 0.00 | 692.58 |
| MW-28 | 720.45 | 5/18/2021 | ND | 27.28 | 0.00 | 693.17 |
| MW-28 | 720.45 | 5/26/2021 | ND | 27.87 | 0.00 | 692.58 |
| MW-28 | 720.45 | 5/31/2021 | ND | 27.97 | 0.00 | 692.48 |
| MW-28 | 720.45 | 6/7/2021 | ND | 27.97 | 0.00 | 692.48 |
| MW-28 | 720.45 | 6/14/2021 | ND | 27.97 | 0.00 | 692.48 |
| MW-28 | 720.45 | 6/21/2021 | ND | 26.07 | 0.00 | 694.38 |
| MW-28 | 720.45 | 7/1/2021 | ND | 28.20 | 0.00 | 692.25 |
| MW-28 | 720.45 | 7/6/2021 | ND | 28.29 | 0.00 | 692.16 |
| MW-28 | 720.45 | 7/14/2021 | ND | 28.46 | 0.00 | 691.99 |

**Table 3**
**Summary of Monitoring Well Gauging Data**

Colonial Pipeline Company
2020-L1-SR2448
Huntersville, North Carolina

| Well ID | Top Of Casing Elevation[1] | Date | Depth to Free Product (ft btoc) | Depth to Groundwater (ft btoc) | Free Product Thickness (ft) | Groundwater Elevation[2] (ft btoc) |
|---|---|---|---|---|---|---|
| MW-28 | 720.45 | 7/28/2021 | ND | 28.56 | 0.00 | 691.89 |
| MW-28 | 720.45 | 8/2/2021 | ND | 28.68 | 0.00 | 691.77 |
| MW-28 | 720.45 | 8/16/2021 | ND | 28.89 | 0.00 | 691.56 |
| MW-28 | 720.45 | 8/26/2021 | ND | 29.04 | 0.00 | 691.41 |
| MW-28 | 720.45 | 8/30/2021 | ND | 29.05 | 0.00 | 691.40 |
| MW-28 | 720.45 | 9/14/2021 | ND | 29.34 | 0.00 | 691.11 |
| MW-28 | 720.45 | 9/23/2021 | ND | 29.51 | 0.00 | 690.94 |
| MW-28 | 720.45 | 10/6/2021 | ND | 29.74 | 0.00 | 690.71 |
| MW-28 | 720.45 | 10/12/2021 | ND | 29.88 | 0.00 | 690.57 |
| MW-28 | 720.45 | 10/18/2021 | ND | 30.02 | 0.00 | 690.43 |
| MW-28 | 720.45 | 10/27/2021 | ND | 30.18 | 0.00 | 690.27 |
| MW-28 | 720.45 | 11/1/2021 | ND | 30.29 | 0.00 | 690.16 |
| MW-28 | 720.45 | 11/15/2021 | ND | 30.53 | 0.00 | 689.92 |
| MW-28 | 720.45 | 11/22/2021 | ND | 30.58 | 0.00 | 689.87 |
| MW-28 | 720.45 | 11/30/2021 | ND | 30.74 | 0.00 | 689.71 |
| MW-28 | 720.45 | 12/6/2021 | ND | 30.74 | 0.00 | 689.71 |
| MW-28 | 720.45 | 12/13/2021 | ND | 30.93 | 0.00 | 689.52 |
| MW-28 | 720.45 | 12/20/2021 | ND | 31.02 | 0.00 | 689.43 |
| MW-28 | 720.45 | 12/28/2021 | ND | 31.04 | 0.00 | 689.41 |
| MW-28 | 720.45 | 1/4/2022 | ND | 31.19 | 0.00 | 689.26 |
| MW-28 | 720.45 | 1/10/2022 | ND | 31.30 | 0.00 | 689.15 |
| MW-29 | 718.73 | 9/14/2020 | ND | 29.71 | 0.00 | 689.02 |
| MW-29 | 718.73 | 9/18/2020 | ND | 29.79 | 0.00 | 688.94 |
| MW-29 | 718.73 | 9/28/2020 | ND | 29.86 | 0.00 | 688.87 |
| MW-29 | 718.73 | 10/3/2020 | ND | 30.00 | 0.00 | 688.73 |
| MW-29 | 718.73 | 10/19/2020 | ND | 30.10 | 0.00 | 688.63 |
| MW-29 | 718.73 | 10/26/2020 | ND | 30.11 | 0.00 | 688.62 |
| MW-29 | 718.73 | 11/9/2020 | ND | 30.07 | 0.00 | 688.66 |
| MW-29 | 718.73 | 11/18/2020 | ND | 30.12 | 0.00 | 688.61 |
| MW-29 | 718.73 | 11/23/2020 | ND | 30.05 | 0.00 | 688.68 |
| MW-29 | 718.73 | 12/7/2020 | ND | 29.85 | 0.00 | 688.88 |
| MW-29 | 718.73 | 12/21/2020 | ND | 29.91 | 0.00 | 688.82 |
| MW-29 | 718.73 | 12/26/2020 | ND | 29.94 | 0.00 | 688.79 |
| MW-29 | 718.73 | 1/10/2021 | ND | 29.87 | 0.00 | 688.86 |
| MW-29 | 718.73 | 1/19/2021 | ND | 29.92 | 0.00 | 688.81 |
| MW-29 | 718.73 | 1/25/2021 | ND | 29.84 | 0.00 | 688.89 |
| MW-29 | 718.73 | 2/1/2021 | ND | 29.81 | 0.00 | 688.92 |
| MW-29 | 718.73 | 2/8/2021 | ND | 30.09 | 0.00 | 688.64 |
| MW-29 | 718.73 | 2/16/2021 | ND | 29.82 | 0.00 | 688.91 |
| MW-29 | 718.73 | 2/22/2021 | ND | 29.68 | 0.00 | 689.05 |
| MW-29 | 718.73 | 3/4/2021 | ND | 29.42 | 0.00 | 689.31 |
| MW-29 | 718.73 | 3/8/2021 | ND | 29.59 | 0.00 | 689.14 |
| MW-29 | 718.73 | 3/15/2021 | ND | 29.49 | 0.00 | 689.24 |
| MW-29 | 718.73 | 3/22/2021 | ND | 29.39 | 0.00 | 689.34 |
| MW-29 | 718.73 | 4/1/2021 | ND | 29.22 | 0.00 | 689.51 |

**Table 3**
**Summary of Monitoring Well Gauging Data**

Colonial Pipeline Company
2020-L1-SR2448
Huntersville, North Carolina

| Well ID | Top Of Casing Elevation[1] | Date | Depth to Free Product (ft btoc) | Depth to Groundwater (ft btoc) | Free Product Thickness (ft) | Groundwater Elevation[2] (ft btoc) |
|---|---|---|---|---|---|---|
| MW-29 | 718.73 | 4/12/2021 | ND | 28.98 | 0.00 | 689.75 |
| MW-29 | 718.73 | 4/19/2021 | ND | 28.97 | 0.00 | 689.76 |
| MW-29 | 718.73 | 4/29/2021 | ND | 28.96 | 0.00 | 689.77 |
| MW-29 | 718.73 | 5/3/2021 | ND | 28.94 | 0.00 | 689.79 |
| MW-29 | 718.73 | 5/10/2021 | ND | 29.09 | 0.00 | 689.64 |
| MW-29 | 718.73 | 5/18/2021 | ND | 29.12 | 0.00 | 689.61 |
| MW-29 | 718.73 | 5/26/2021 | ND | 29.14 | 0.00 | 689.59 |
| MW-29 | 718.73 | 5/31/2021 | ND | 29.34 | 0.00 | 689.39 |
| MW-29 | 718.73 | 6/7/2021 | ND | 29.42 | 0.00 | 689.31 |
| MW-29 | 718.73 | 6/14/2021 | ND | 29.51 | 0.00 | 689.22 |
| MW-29 | 718.73 | 6/21/2021 | ND | 29.68 | 0.00 | 689.05 |
| MW-29 | 718.73 | 7/1/2021 | ND | 29.83 | 0.00 | 688.90 |
| MW-29 | 718.73 | 7/6/2021 | ND | 30.11 | 0.00 | 688.62 |
| MW-29 | 718.73 | 7/14/2021 | ND | 30.24 | 0.00 | 688.49 |
| MW-29 | 718.73 | 7/28/2021 | ND | 30.86 | 0.00 | 687.87 |
| MW-29 | 718.73 | 8/2/2021 | ND | 31.23 | 0.00 | 687.50 |
| MW-29 | 718.73 | 8/16/2021 | ND | 31.60 | 0.00 | 687.13 |
| MW-29 | 718.73 | 8/26/2021 | ND | 31.84 | 0.00 | 686.89 |
| MW-29 | 718.73 | 8/30/2021 | ND | 32.09 | 0.00 | 686.64 |
| MW-29 | 718.73 | 9/14/2021 | 32.45 | 32.96 | 0.51 | 686.14 |
| MW-29 | 718.73 | 9/16/2021 | 32.06 | 32.96 | 0.90 | 686.43 |
| MW-29 | 718.73 | 9/23/2021 | 33.35 | 34.37 | 1.02 | 685.11 |
| MW-29 | 718.73 | 10/6/2021 | ARP | ARP | ARP | ARP |
| MW-29 | 718.73 | 10/12/2021 | ARP | ARP | ARP | ARP |
| MW-29 | 718.73 | 10/18/2021 | ARP | ARP | ARP | ARP |
| MW-29 | 718.73 | 10/27/2021 | 34.55 | 35.19 | 0.64 | 684.01 |
| MW-29 | 718.73 | 11/1/2021 | ARP | ARP | ARP | ARP |
| MW-29 | 719.59 | 11/30/2021 | 35.58 | 35.85 | 0.27 | 683.94 |
| MW-29 | 719.59 | 12/6/2021 | ARP | ARP | ARP | ARP |
| MW-29 | 719.59 | 12/13/2021 | ARP | ARP | ARP | ARP |
| MW-29 | 719.59 | 12/20/2021 | ARP | ARP | ARP | ARP |
| MW-29 | 719.59 | 12/28/2021 | 36.46 | 36.63 | 0.17 | 683.08 |
| MW-29 | 719.59 | 1/4/2022 | ARP | ARP | ARP | ARP |
| MW-29 | 719.59 | 1/10/2022 | ARP | ARP | ARP | ARP |
| MW-30 | 715.08 | 9/14/2020 | ND | 30.59 | 0.00 | 684.49 |
| MW-30 | 715.08 | 9/18/2020 | ND | 30.59 | 0.00 | 684.49 |
| MW-30 | 715.08 | 9/28/2020 | ND | 30.50 | 0.00 | 684.58 |
| MW-30 | 715.08 | 10/3/2020 | ND | 30.54 | 0.00 | 684.54 |
| MW-30 | 715.08 | 10/19/2020 | ND | 30.32 | 0.00 | 684.76 |
| MW-30 | 715.08 | 10/26/2020 | ND | 30.21 | 0.00 | 684.87 |
| MW-30 | 715.08 | 11/9/2020 | ND | 30.02 | 0.00 | 685.06 |
| MW-30 | 715.08 | 11/18/2020 | ND | 29.94 | 0.00 | 685.14 |
| MW-30 | 715.08 | 11/23/2020 | ND | 29.89 | 0.00 | 685.19 |
| MW-30 | 715.08 | 12/7/2020 | ND | 29.57 | 0.00 | 685.51 |
| MW-30 | 715.08 | 12/21/2020 | ND | 29.43 | 0.00 | 685.65 |

**Table 3**
**Summary of Monitoring Well Gauging Data**

Colonial Pipeline Company
2020-L1-SR2448
Huntersville, North Carolina

| Well ID | Top Of Casing Elevation[1] | Date | Depth to Free Product (ft btoc) | Depth to Groundwater (ft btoc) | Free Product Thickness (ft) | Groundwater Elevation[2] (ft btoc) |
|---|---|---|---|---|---|---|
| MW-30 | 715.08 | 12/26/2020 | ND | 29.42 | 0.00 | 685.66 |
| MW-30 | 715.08 | 1/10/2021 | ND | 29.13 | 0.00 | 685.95 |
| MW-30 | 715.08 | 1/19/2021 | ND | 29.00 | 0.00 | 686.08 |
| MW-30 | 715.08 | 1/25/2021 | ND | 28.83 | 0.00 | 686.25 |
| MW-30 | 715.08 | 2/1/2021 | ND | 28.73 | 0.00 | 686.35 |
| MW-30 | 715.08 | 2/8/2021 | ND | 28.82 | 0.00 | 686.26 |
| MW-30 | 715.08 | 2/16/2021 | ND | 28.54 | 0.00 | 686.54 |
| MW-30 | 715.08 | 2/22/2021 | ND | 28.30 | 0.00 | 686.78 |
| MW-30 | 715.08 | 3/4/2021 | ND | 28.05 | 0.00 | 687.03 |
| MW-30 | 715.08 | 3/8/2021 | ND | 28.18 | 0.00 | 686.90 |
| MW-30 | 715.08 | 3/15/2021 | ND | 28.03 | 0.00 | 687.05 |
| MW-30 | 715.08 | 3/22/2021 | ND | 27.86 | 0.00 | 687.22 |
| MW-30 | 715.08 | 4/1/2021 | ND | 27.62 | 0.00 | 687.46 |
| MW-30 | 715.08 | 4/12/2021 | ND | 27.25 | 0.00 | 687.83 |
| MW-30 | 715.08 | 4/19/2021 | ND | 27.25 | 0.00 | 687.83 |
| MW-30 | 715.08 | 4/29/2021 | ND | 27.22 | 0.00 | 687.86 |
| MW-30 | 715.08 | 5/3/2021 | ND | 27.23 | 0.00 | 687.85 |
| MW-30 | 715.08 | 5/10/2021 | ND | 27.31 | 0.00 | 687.77 |
| MW-30 | 715.08 | 5/18/2021 | ND | 27.53 | 0.00 | 687.55 |
| MW-30 | 715.08 | 5/26/2021 | ND | 27.68 | 0.00 | 687.40 |
| MW-30 | 715.08 | 5/31/2021 | ND | 27.94 | 0.00 | 687.14 |
| MW-30 | 715.08 | 6/7/2021 | ND | 28.04 | 0.00 | 687.04 |
| MW-30 | 715.08 | 6/14/2021 | ND | 28.16 | 0.00 | 686.92 |
| MW-30 | 715.08 | 6/21/2021 | ND | 28.35 | 0.00 | 686.73 |
| MW-30 | 715.08 | 7/1/2021 | ND | 28.57 | 0.00 | 686.51 |
| MW-30 | 715.08 | 7/6/2021 | ND | 28.78 | 0.00 | 686.30 |
| MW-30 | 715.08 | 7/14/2021 | ND | 28.94 | 0.00 | 686.14 |
| MW-30 | 715.08 | 7/28/2021 | ND | 29.25 | 0.00 | 685.83 |
| MW-30 | 715.08 | 8/2/2021 | ND | 29.45 | 0.00 | 685.63 |
| MW-30 | 715.08 | 8/16/2021 | ND | 29.85 | 0.00 | 685.23 |
| MW-30 | 715.08 | 8/26/2021 | ND | 30.11 | 0.00 | 684.97 |
| MW-30 | 715.08 | 8/30/2021 | ND | 30.23 | 0.00 | 684.85 |
| MW-30 | 715.08 | 9/14/2021 | ND | 30.68 | 0.00 | 684.40 |
| MW-30 | 715.08 | 9/23/2021 | ND | 31.04 | 0.00 | 684.04 |
| MW-30 | 715.08 | 10/6/2021 | ND | 31.40 | 0.00 | 683.68 |
| MW-30 | 715.08 | 10/12/2021 | ND | 31.60 | 0.00 | 683.48 |
| MW-30 | 715.08 | 10/18/2021 | ND | 31.84 | 0.00 | 683.24 |
| MW-30 | 715.08 | 10/27/2021 | ND | 32.12 | 0.00 | 682.96 |
| MW-30 | 715.08 | 11/1/2021 | ND | 32.30 | 0.00 | 682.78 |
| MW-30 | 715.08 | 11/15/2021 | ND | 32.70 | 0.00 | 682.38 |
| MW-30 | 715.08 | 11/22/2021 | ND | 32.85 | 0.00 | 682.23 |
| MW-30 | 715.08 | 11/30/2021 | ND | 32.99 | 0.00 | 682.09 |
| MW-30 | 715.08 | 12/6/2021 | ND | 33.15 | 0.00 | 681.93 |
| MW-30 | 715.08 | 12/13/2021 | ND | 33.39 | 0.00 | 681.69 |
| MW-30 | 715.08 | 12/20/2021 | ND | 33.58 | 0.00 | 681.50 |

**Table 3**
**Summary of Monitoring Well Gauging Data**

Colonial Pipeline Company
2020-L1-SR2448
Huntersville, North Carolina

| Well ID | Top Of Casing Elevation[1] | Date | Depth to Free Product (ft btoc) | Depth to Groundwater (ft btoc) | Free Product Thickness (ft) | Groundwater Elevation[2] (ft btoc) |
|---|---|---|---|---|---|---|
| MW-30 | 715.08 | 12/28/2021 | ND | 33.71 | 0.00 | 681.37 |
| MW-30 | 715.08 | 1/4/2022 | ND | 33.91 | 0.00 | 681.17 |
| MW-30 | 715.08 | 1/10/2022 | ND | 34.09 | 0.00 | 680.99 |
| MW-31 | 721.45 | 9/14/2020 | ND | 26.39 | 0.00 | 695.06 |
| MW-31 | 721.45 | 9/18/2020 | ND | 27.69 | 0.00 | 693.76 |
| MW-31 | 721.45 | 9/28/2020 | ND | 27.64 | 0.00 | 693.81 |
| MW-31 | 721.45 | 10/3/2020 | ND | 27.69 | 0.00 | 693.76 |
| MW-31 | 721.45 | 10/19/2020 | ND | 27.62 | 0.00 | 693.83 |
| MW-31 | 721.45 | 10/21/2020 | ND | 29.62 | 0.00 | 691.83 |
| MW-31 | 721.45 | 10/26/2020 | ND | 27.61 | 0.00 | 693.84 |
| MW-31 | 721.45 | 11/9/2020 | ND | 27.61 | 0.00 | 693.84 |
| MW-31 | 721.45 | 11/18/2020 | ND | 27.61 | 0.00 | 693.84 |
| MW-31 | 721.45 | 11/23/2020 | ND | 27.56 | 0.00 | 693.89 |
| MW-31 | 721.45 | 12/7/2020 | ND | 27.49 | 0.00 | 693.96 |
| MW-31 | 721.45 | 12/21/2020 | ND | 27.53 | 0.00 | 693.92 |
| MW-31 | 721.45 | 12/26/2020 | ND | 27.61 | 0.00 | 693.84 |
| MW-31 | 721.45 | 1/10/2021 | ND | 27.58 | 0.00 | 693.87 |
| MW-31 | 721.45 | 1/19/2021 | ND | 27.54 | 0.00 | 693.91 |
| MW-31 | 721.45 | 1/25/2021 | ND | 27.40 | 0.00 | 694.05 |
| MW-31 | 721.45 | 2/1/2021 | ND | 27.43 | 0.00 | 694.02 |
| MW-31 | 721.45 | 2/8/2021 | ND | 27.52 | 0.00 | 693.93 |
| MW-31 | 721.45 | 2/16/2021 | ND | 27.44 | 0.00 | 694.01 |
| MW-31 | 721.45 | 2/22/2021 | ND | 27.34 | 0.00 | 694.11 |
| MW-31 | 721.45 | 3/4/2021 | ND | 27.28 | 0.00 | 694.17 |
| MW-31 | 721.45 | 3/8/2021 | ND | 27.34 | 0.00 | 694.11 |
| MW-31 | 721.45 | 3/15/2021 | ND | 27.28 | 0.00 | 694.17 |
| MW-31 | 721.45 | 3/22/2021 | ND | 27.24 | 0.00 | 694.21 |
| MW-31 | 721.45 | 4/1/2021 | ND | 27.11 | 0.00 | 694.34 |
| MW-31 | 721.45 | 4/12/2021 | ND | 26.97 | 0.00 | 694.48 |
| MW-31 | 721.45 | 4/19/2021 | ND | 27.91 | 0.00 | 693.54 |
| MW-31 | 721.45 | 4/29/2021 | ND | 26.85 | 0.00 | 694.60 |
| MW-31 | 721.45 | 5/3/2021 | ND | 26.84 | 0.00 | 694.61 |
| MW-31 | 721.45 | 5/10/2021 | ND | 26.83 | 0.00 | 694.62 |
| MW-31 | 721.45 | 5/18/2021 | ND | 26.88 | 0.00 | 694.57 |
| MW-31 | 721.45 | 5/26/2021 | ND | 26.85 | 0.00 | 694.60 |
| MW-31 | 721.45 | 5/31/2021 | ND | 26.94 | 0.00 | 694.51 |
| MW-31 | 721.45 | 6/7/2021 | ND | 26.90 | 0.00 | 694.55 |
| MW-31 | 721.45 | 6/14/2021 | ND | 26.92 | 0.00 | 694.53 |
| MW-31 | 721.45 | 6/21/2021 | ND | 26.95 | 0.00 | 694.50 |
| MW-31 | 721.45 | 7/1/2021 | ND | 26.98 | 0.00 | 694.47 |
| MW-31 | 721.45 | 7/6/2021 | ND | 27.06 | 0.00 | 694.39 |
| MW-31 | 721.45 | 7/14/2021 | ND | 27.16 | 0.00 | 694.29 |
| MW-31 | 721.45 | 7/28/2021 | ND | 27.09 | 0.00 | 694.36 |
| MW-31 | 721.45 | 8/2/2021 | ND | 27.17 | 0.00 | 694.28 |
| MW-31 | 721.45 | 8/16/2021 | ND | 27.24 | 0.00 | 694.21 |

**Table 3**
**Summary of Monitoring Well Gauging Data**

Colonial Pipeline Company
2020-L1-SR2448
Huntersville, North Carolina

| Well ID | Top Of Casing Elevation[1] | Date | Depth to Free Product (ft btoc) | Depth to Groundwater (ft btoc) | Free Product Thickness (ft) | Groundwater Elevation[2] (ft btoc) |
|---|---|---|---|---|---|---|
| MW-31 | 721.45 | 8/26/2021 | ND | 27.11 | 0.00 | 694.34 |
| MW-31 | 721.45 | 8/30/2021 | ND | 27.15 | 0.00 | 694.30 |
| MW-31 | 721.45 | 9/14/2021 | ND | 27.39 | 0.00 | 694.06 |
| MW-31 | 721.45 | 9/23/2021 | ND | 27.58 | 0.00 | 693.87 |
| MW-31 | 721.45 | 10/6/2021 | ND | 27.69 | 0.00 | 693.76 |
| MW-31 | 721.45 | 10/12/2021 | ND | 27.81 | 0.00 | 693.64 |
| MW-31 | 721.45 | 10/18/2021 | ND | 27.93 | 0.00 | 693.52 |
| MW-31 | 721.45 | 10/27/2021 | ND | 28.08 | 0.00 | 693.37 |
| MW-31 | 721.45 | 11/1/2021 | ND | 28.18 | 0.00 | 693.27 |
| MW-31 | 721.45 | 11/15/2021 | ND | 28.41 | 0.00 | 693.04 |
| MW-31 | 721.45 | 11/22/2021 | ND | 28.42 | 0.00 | 693.03 |
| MW-31 | 721.45 | 11/30/2021 | ND | 28.59 | 0.00 | 692.86 |
| MW-31 | 721.45 | 12/6/2021 | ND | 28.65 | 0.00 | 692.80 |
| MW-31 | 721.45 | 12/13/2021 | ND | 28.85 | 0.00 | 692.60 |
| MW-31 | 721.45 | 12/20/2021 | ND | 28.97 | 0.00 | 692.48 |
| MW-31 | 721.45 | 12/28/2021 | ND | 29.03 | 0.00 | 692.42 |
| MW-31 | 721.45 | 1/4/2022 | ND | 29.23 | 0.00 | 692.22 |
| MW-31 | 721.45 | 1/10/2022 | ND | 29.28 | 0.00 | 692.17 |
| MW-32 | 691.78 | 9/14/2020 | ND | 16.19 | 0.00 | 675.59 |
| MW-32 | 691.78 | 9/18/2020 | ND | 16.06 | 0.00 | 675.72 |
| MW-32 | 691.78 | 9/28/2020 | ND | 15.63 | 0.00 | 676.15 |
| MW-32 | 691.78 | 10/3/2020 | ND | 15.73 | 0.00 | 676.05 |
| MW-32 | 691.78 | 10/19/2020 | ND | 15.09 | 0.00 | 676.69 |
| MW-32 | 691.78 | 10/26/2020 | ND | 14.98 | 0.00 | 676.80 |
| MW-32 | 691.78 | 11/9/2020 | ND | 14.57 | 0.00 | 677.21 |
| MW-32 | 691.78 | 11/18/2020 | ND | 14.38 | 0.00 | 677.40 |
| MW-32 | 691.78 | 11/23/2020 | ND | 14.11 | 0.00 | 677.67 |
| MW-32 | 691.78 | 12/7/2020 | ND | 13.60 | 0.00 | 678.18 |
| MW-32 | 691.78 | 12/21/2020 | ND | 13.31 | 0.00 | 678.47 |
| MW-32 | 691.78 | 12/26/2020 | ND | 13.47 | 0.00 | 678.31 |
| MW-32 | 691.78 | 1/10/2021 | ND | 13.21 | 0.00 | 678.57 |
| MW-32 | 691.78 | 1/19/2021 | ND | 13.16 | 0.00 | 678.62 |
| MW-32 | 691.78 | 1/25/2021 | ND | 12.82 | 0.00 | 678.96 |
| MW-32 | 691.78 | 2/1/2021 | ND | 12.35 | 0.00 | 679.43 |
| MW-32 | 691.78 | 2/8/2021 | ND | 12.72 | 0.00 | 679.06 |
| MW-32 | 691.78 | 2/16/2021 | ND | 11.97 | 0.00 | 679.81 |
| MW-32 | 691.78 | 2/22/2021 | ND | 11.70 | 0.00 | 680.08 |
| MW-32 | 691.78 | 3/4/2021 | ND | 11.47 | 0.00 | 680.31 |
| MW-32 | 691.78 | 3/8/2021 | ND | 11.84 | 0.00 | 679.94 |
| MW-32 | 691.78 | 3/15/2021 | ND | 11.67 | 0.00 | 680.11 |
| MW-32 | 691.78 | 3/22/2021 | ND | 11.22 | 0.00 | 680.56 |
| MW-32 | 691.78 | 4/1/2021 | ND | 10.69 | 0.00 | 681.09 |
| MW-32 | 691.78 | 4/12/2021 | ND | 10.61 | 0.00 | 681.17 |
| MW-32 | 691.78 | 4/19/2021 | ND | 10.83 | 0.00 | 680.95 |
| MW-32 | 691.78 | 4/29/2021 | ND | 11.14 | 0.00 | 680.64 |

**Table 3**
**Summary of Monitoring Well Gauging Data**

Colonial Pipeline Company
2020-L1-SR2448
Huntersville, North Carolina

| Well ID | Top Of Casing Elevation[1] | Date | Depth to Free Product (ft btoc) | Depth to Groundwater (ft btoc) | Free Product Thickness (ft) | Groundwater Elevation[2] (ft btoc) |
|---|---|---|---|---|---|---|
| MW-32 | 691.78 | 5/3/2021 | ND | 11.30 | 0.00 | 680.48 |
| MW-32 | 691.78 | 5/10/2021 | ND | 11.65 | 0.00 | 680.13 |
| MW-32 | 691.78 | 5/18/2021 | ND | 12.14 | 0.00 | 679.64 |
| MW-32 | 691.78 | 5/26/2021 | ND | 12.59 | 0.00 | 679.19 |
| MW-32 | 691.78 | 5/31/2021 | ND | 13.08 | 0.00 | 678.70 |
| MW-32 | 691.78 | 6/7/2021 | ND | 13.29 | 0.00 | 678.49 |
| MW-32 | 691.78 | 6/14/2021 | ND | 13.14 | 0.00 | 678.64 |
| MW-32 | 691.78 | 6/21/2021 | ND | 13.45 | 0.00 | 678.33 |
| MW-32 | 691.78 | 7/1/2021 | ND | 13.70 | 0.00 | 678.08 |
| MW-32 | 691.78 | 7/6/2021 | ND | 14.03 | 0.00 | 677.75 |
| MW-32 | 691.78 | 7/14/2021 | ND | 14.30 | 0.00 | 677.48 |
| MW-32 | 691.78 | 7/28/2021 | ND | 14.22 | 0.00 | 677.56 |
| MW-32 | 691.78 | 8/2/2021 | ND | 14.56 | 0.00 | 677.22 |
| MW-32 | 691.78 | 8/16/2021 | ND | 15.14 | 0.00 | 676.64 |
| MW-32 | 691.78 | 8/26/2021 | ND | 15.34 | 0.00 | 676.44 |
| MW-32 | 691.78 | 8/30/2021 | ND | 15.46 | 0.00 | 676.32 |
| MW-32 | 691.78 | 9/14/2021 | ND | 16.21 | 0.00 | 675.57 |
| MW-32 | 691.78 | 9/23/2021 | ND | 16.50 | 0.00 | 675.28 |
| MW-32 | 691.78 | 10/6/2021 | ND | 17.02 | 0.00 | 674.76 |
| MW-32 | 691.78 | 10/12/2021 | ND | 17.10 | 0.00 | 674.68 |
| MW-32 | 691.78 | 10/18/2021 | ND | 17.42 | 0.00 | 674.36 |
| MW-32 | 691.78 | 10/27/2021 | ND | 17.70 | 0.00 | 674.08 |
| MW-32 | 691.78 | 11/1/2021 | ND | 17.82 | 0.00 | 673.96 |
| MW-32 | 691.78 | 11/15/2021 | ND | 18.04 | 0.00 | 673.74 |
| MW-32 | 691.78 | 11/22/2021 | ND | 17.94 | 0.00 | 673.84 |
| MW-32 | 691.78 | 11/30/2021 | ND | 18.09 | 0.00 | 673.69 |
| MW-32 | 691.78 | 12/6/2021 | ND | 18.07 | 0.00 | 673.71 |
| MW-32 | 691.78 | 12/13/2021 | ND | 18.23 | 0.00 | 673.55 |
| MW-32 | 691.78 | 12/20/2021 | ND | 18.39 | 0.00 | 673.39 |
| MW-32 | 691.78 | 12/28/2021 | ND | 18.35 | 0.00 | 673.43 |
| MW-32 | 691.78 | 1/4/2022 | ND | 18.44 | 0.00 | 673.34 |
| MW-32 | 691.78 | 1/10/2022 | ND | 18.33 | 0.00 | 673.45 |
| MW-33 | 686.70 | 9/14/2020 | ND | 13.20 | 0.00 | 673.50 |
| MW-33 | 686.70 | 9/18/2020 | ND | 13.03 | 0.00 | 673.67 |
| MW-33 | 686.70 | 9/28/2020 | ND | 12.63 | 0.00 | 674.07 |
| MW-33 | 686.70 | 10/3/2020 | ND | 12.76 | 0.00 | 673.94 |
| MW-33 | 686.70 | 10/19/2020 | ND | 12.12 | 0.00 | 674.58 |
| MW-33 | 686.70 | 10/26/2020 | ND | 12.03 | 0.00 | 674.67 |
| MW-33 | 686.70 | 11/9/2020 | ND | 11.58 | 0.00 | 675.12 |
| MW-33 | 686.70 | 11/18/2020 | ND | 11.30 | 0.00 | 675.40 |
| MW-33 | 686.70 | 11/23/2020 | ND | 11.13 | 0.00 | 675.57 |
| MW-33 | 686.70 | 12/7/2020 | ND | 10.53 | 0.00 | 676.17 |
| MW-33 | 686.70 | 12/21/2020 | ND | 10.18 | 0.00 | 676.52 |
| MW-33 | 686.70 | 12/26/2020 | ND | 10.23 | 0.00 | 676.47 |
| MW-33 | 686.70 | 1/10/2021 | ND | 9.99 | 0.00 | 676.71 |

**Table 3**
**Summary of Monitoring Well Gauging Data**

Colonial Pipeline Company
2020-L1-SR2448
Huntersville, North Carolina

| Well ID | Top Of Casing Elevation[1] | Date | Depth to Free Product (ft btoc) | Depth to Groundwater (ft btoc) | Free Product Thickness (ft) | Groundwater Elevation[2] (ft btoc) |
|---|---|---|---|---|---|---|
| MW-33 | 686.70 | 1/19/2021 | ND | 10.02 | 0.00 | 676.68 |
| MW-33 | 686.70 | 1/25/2021 | ND | 9.77 | 0.00 | 676.93 |
| MW-33 | 686.70 | 2/1/2021 | ND | 9.15 | 0.00 | 677.55 |
| MW-33 | 686.70 | 2/8/2021 | ND | 9.49 | 0.00 | 677.21 |
| MW-33 | 686.70 | 2/16/2021 | ND | 8.61 | 0.00 | 678.09 |
| MW-33 | 686.70 | 2/22/2021 | ND | 8.36 | 0.00 | 678.34 |
| MW-33 | 686.70 | 3/4/2021 | ND | 8.19 | 0.00 | 678.51 |
| MW-33 | 686.70 | 3/8/2021 | ND | 8.65 | 0.00 | 678.05 |
| MW-33 | 686.70 | 3/15/2021 | ND | 8.62 | 0.00 | 678.08 |
| MW-33 | 686.70 | 3/22/2021 | ND | 8.00 | 0.00 | 678.70 |
| MW-33 | 686.70 | 4/1/2021 | ND | 7.40 | 0.00 | 679.30 |
| MW-33 | 686.70 | 4/12/2021 | ND | 7.66 | 0.00 | 679.04 |
| MW-33 | 686.70 | 4/19/2021 | ND | 8.03 | 0.00 | 678.67 |
| MW-33 | 686.70 | 4/29/2021 | ND | 8.42 | 0.00 | 678.28 |
| MW-33 | 686.70 | 5/3/2021 | ND | 8.61 | 0.00 | 678.09 |
| MW-33 | 686.70 | 5/10/2021 | ND | 8.98 | 0.00 | 677.72 |
| MW-33 | 686.70 | 5/18/2021 | ND | 9.45 | 0.00 | 677.25 |
| MW-33 | 686.70 | 5/26/2021 | ND | 10.04 | 0.00 | 676.66 |
| MW-33 | 686.70 | 5/31/2021 | ND | 10.53 | 0.00 | 676.17 |
| MW-33 | 686.70 | 6/7/2021 | ND | 10.66 | 0.00 | 676.04 |
| MW-33 | 686.70 | 6/14/2021 | ND | 10.51 | 0.00 | 676.19 |
| MW-33 | 686.70 | 6/21/2021 | ND | 10.80 | 0.00 | 675.90 |
| MW-33 | 686.70 | 7/1/2021 | ND | 11.15 | 0.00 | 675.55 |
| MW-33 | 686.70 | 7/6/2021 | ND | 11.51 | 0.00 | 675.19 |
| MW-33 | 686.70 | 7/14/2021 | ND | 11.90 | 0.00 | 674.80 |
| MW-33 | 686.70 | 7/28/2021 | ND | 11.62 | 0.00 | 675.08 |
| MW-33 | 686.70 | 8/2/2021 | ND | 12.03 | 0.00 | 674.67 |
| MW-33 | 686.70 | 8/16/2021 | ND | 12.59 | 0.00 | 674.11 |
| MW-33 | 686.70 | 8/26/2021 | ND | 12.78 | 0.00 | 673.92 |
| MW-33 | 686.70 | 8/30/2021 | ND | 13.03 | 0.00 | 673.67 |
| MW-33 | 686.70 | 9/14/2021 | ND | 14.06 | 0.00 | 672.64 |
| MW-33 | 686.70 | 9/23/2021 | ND | 13.98 | 0.00 | 672.72 |
| MW-33 | 686.70 | 10/6/2021 | ND | 14.64 | 0.00 | 672.06 |
| MW-33 | 686.70 | 10/12/2021 | ND | 14.55 | 0.00 | 672.15 |
| MW-33 | 686.70 | 10/18/2021 | ND | 14.92 | 0.00 | 671.78 |
| MW-33 | 686.70 | 10/27/2021 | ND | 15.19 | 0.00 | 671.51 |
| MW-33 | 686.70 | 11/1/2021 | ND | 15.21 | 0.00 | 671.49 |
| MW-33 | 686.70 | 11/15/2021 | ND | 15.27 | 0.00 | 671.43 |
| MW-33 | 686.70 | 11/22/2021 | ND | 15.14 | 0.00 | 671.56 |
| MW-33 | 686.70 | 11/30/2021 | ND | 15.26 | 0.00 | 671.44 |
| MW-33 | 686.70 | 12/6/2021 | ND | 15.23 | 0.00 | 671.47 |
| MW-33 | 686.70 | 12/13/2021 | ND | 15.36 | 0.00 | 671.34 |
| MW-33 | 686.70 | 12/20/2021 | ND | 15.48 | 0.00 | 671.22 |
| MW-33 | 686.70 | 12/28/2021 | ND | 15.40 | 0.00 | 671.30 |
| MW-33 | 686.70 | 1/4/2022 | ND | 15.37 | 0.00 | 671.33 |

**Table 3**
**Summary of Monitoring Well Gauging Data**

Colonial Pipeline Company
2020-L1-SR2448
Huntersville, North Carolina

| Well ID | Top Of Casing Elevation[1] | Date | Depth to Free Product (ft btoc) | Depth to Groundwater (ft btoc) | Free Product Thickness (ft) | Groundwater Elevation[2] (ft btoc) |
|---|---|---|---|---|---|---|
| MW-33 | 686.70 | 1/10/2022 | ND | 15.27 | 0.00 | 671.43 |
| MW-34 | 683.89 | 9/14/2020 | ND | 10.89 | 0.00 | 673.00 |
| MW-34 | 683.89 | 9/18/2020 | ND | 10.60 | 0.00 | 673.29 |
| MW-34 | 683.89 | 9/28/2020 | ND | 10.25 | 0.00 | 673.64 |
| MW-34 | 683.89 | 10/3/2020 | ND | 10.47 | 0.00 | 673.42 |
| MW-34 | 683.89 | 10/19/2020 | ND | 9.77 | 0.00 | 674.12 |
| MW-34 | 683.89 | 10/21/2020 | ND | 11.77 | 0.00 | 672.12 |
| MW-34 | 683.89 | 10/26/2020 | ND | 9.70 | 0.00 | 674.19 |
| MW-34 | 683.89 | 11/9/2020 | ND | 9.18 | 0.00 | 674.71 |
| MW-34 | 683.89 | 11/18/2020 | ND | 8.93 | 0.00 | 674.96 |
| MW-34 | 683.89 | 11/23/2020 | ND | 8.75 | 0.00 | 675.14 |
| MW-34 | 683.89 | 12/7/2020 | ND | 8.10 | 0.00 | 675.79 |
| MW-34 | 683.89 | 12/21/2020 | ND | 7.74 | 0.00 | 676.15 |
| MW-34 | 683.89 | 12/26/2020 | ND | 7.80 | 0.00 | 676.09 |
| MW-34 | 683.89 | 1/10/2021 | ND | 7.61 | 0.00 | 676.28 |
| MW-34 | 683.89 | 1/19/2021 | ND | 7.69 | 0.00 | 676.20 |
| MW-34 | 683.89 | 1/25/2021 | ND | 7.44 | 0.00 | 676.45 |
| MW-34 | 683.89 | 2/1/2021 | ND | 6.71 | 0.00 | 677.18 |
| MW-34 | 683.89 | 2/8/2021 | ND | 7.06 | 0.00 | 676.83 |
| MW-34 | 683.89 | 2/16/2021 | ND | 6.17 | 0.00 | 677.72 |
| MW-34 | 683.89 | 2/22/2021 | ND | 5.95 | 0.00 | 677.94 |
| MW-34 | 683.89 | 3/4/2021 | ND | 5.85 | 0.00 | 678.04 |
| MW-34 | 683.89 | 3/8/2021 | ND | 6.32 | 0.00 | 677.57 |
| MW-34 | 683.89 | 3/15/2021 | ND | 6.32 | 0.00 | 677.57 |
| MW-34 | 683.89 | 3/22/2021 | ND | 5.63 | 0.00 | 678.26 |
| MW-34 | 683.89 | 4/1/2021 | ND | 5.04 | 0.00 | 678.85 |
| MW-34 | 683.89 | 4/12/2021 | ND | 5.39 | 0.00 | 678.50 |
| MW-34 | 683.89 | 4/19/2021 | ND | 5.75 | 0.00 | 678.14 |
| MW-34 | 683.89 | 4/29/2021 | ND | 6.20 | 0.00 | 677.69 |
| MW-34 | 683.89 | 5/3/2021 | ND | 6.34 | 0.00 | 677.55 |
| MW-34 | 683.89 | 5/10/2021 | ND | 6.77 | 0.00 | 677.12 |
| MW-34 | 683.89 | 5/18/2021 | ND | 7.24 | 0.00 | 676.65 |
| MW-34 | 683.89 | 5/26/2021 | ND | 7.88 | 0.00 | 676.01 |
| MW-34 | 683.89 | 5/31/2021 | ND | 8.31 | 0.00 | 675.58 |
| MW-34 | 683.89 | 6/7/2021 | ND | 8.46 | 0.00 | 675.43 |
| MW-34 | 683.89 | 6/14/2021 | ND | 8.24 | 0.00 | 675.65 |
| MW-34 | 683.89 | 6/21/2021 | ND | 8.53 | 0.00 | 675.36 |
| MW-34 | 683.89 | 7/1/2021 | ND | 8.96 | 0.00 | 674.93 |
| MW-34 | 683.89 | 7/6/2021 | ND | 9.27 | 0.00 | 674.62 |
| MW-34 | 683.89 | 7/14/2021 | ND | 9.82 | 0.00 | 674.07 |
| MW-34 | 683.89 | 7/28/2021 | ND | 9.37 | 0.00 | 674.52 |
| MW-34 | 683.89 | 8/2/2021 | ND | 9.87 | 0.00 | 674.02 |
| MW-34 | 683.89 | 8/16/2021 | ND | 10.34 | 0.00 | 673.55 |
| MW-34 | 683.89 | 8/26/2021 | ND | 10.55 | 0.00 | 673.34 |
| MW-34 | 683.89 | 8/30/2021 | ND | 10.91 | 0.00 | 672.98 |

**Table 3**
**Summary of Monitoring Well Gauging Data**

Colonial Pipeline Company
2020-L1-SR2448
Huntersville, North Carolina

| Well ID | Top Of Casing Elevation[1] | Date | Depth to Free Product (ft btoc) | Depth to Groundwater (ft btoc) | Free Product Thickness (ft) | Groundwater Elevation[2] (ft btoc) |
|---|---|---|---|---|---|---|
| MW-34 | 683.89 | 9/14/2021 | ND | 11.97 | 0.00 | 671.92 |
| MW-34 | 683.89 | 9/23/2021 | ND | 11.70 | 0.00 | 672.19 |
| MW-34 | 683.89 | 10/6/2021 | ND | 12.41 | 0.00 | 671.48 |
| MW-34 | 683.89 | 10/12/2021 | ND | 12.23 | 0.00 | 671.66 |
| MW-34 | 683.89 | 10/18/2021 | ND | 12.65 | 0.00 | 671.24 |
| MW-34 | 683.89 | 10/27/2021 | ND | 12.88 | 0.00 | 671.01 |
| MW-34 | 683.89 | 11/1/2021 | ND | 12.87 | 0.00 | 671.02 |
| MW-34 | 683.89 | 11/15/2021 | ND | 12.93 | 0.00 | 670.96 |
| MW-34 | 683.89 | 11/22/2021 | ND | 13.73 | 0.00 | 670.16 |
| MW-34 | 683.89 | 11/30/2021 | ND | 12.90 | 0.00 | 670.99 |
| MW-34 | 683.89 | 12/6/2021 | ND | 12.84 | 0.00 | 671.05 |
| MW-34 | 683.89 | 12/13/2021 | ND | 12.96 | 0.00 | 670.93 |
| MW-34 | 683.89 | 12/20/2021 | ND | 13.09 | 0.00 | 670.80 |
| MW-34 | 683.89 | 12/28/2021 | ND | 13.02 | 0.00 | 670.87 |
| MW-34 | 683.89 | 1/4/2022 | ND | 12.79 | 0.00 | 671.10 |
| MW-34 | 683.89 | 1/10/2022 | ND | 12.80 | 0.00 | 671.09 |
| MW-35 | 707.14 | 9/14/2020 | ND | 26.78 | 0.00 | 680.36 |
| MW-35 | 707.14 | 9/18/2020 | ND | 26.78 | 0.00 | 680.36 |
| MW-35 | 707.14 | 9/28/2020 | ND | 26.52 | 0.00 | 680.62 |
| MW-35 | 707.14 | 10/3/2020 | ND | 26.48 | 0.00 | 680.66 |
| MW-35 | 707.14 | 10/19/2020 | ND | 25.90 | 0.00 | 681.24 |
| MW-35 | 707.14 | 10/26/2020 | ND | 25.76 | 0.00 | 681.38 |
| MW-35 | 707.14 | 11/9/2020 | ND | 25.48 | 0.00 | 681.66 |
| MW-35 | 707.14 | 11/18/2020 | ND | 25.11 | 0.00 | 682.03 |
| MW-35 | 707.14 | 11/23/2020 | ND | 25.00 | 0.00 | 682.14 |
| MW-35 | 707.14 | 12/7/2020 | ND | 24.62 | 0.00 | 682.52 |
| MW-35 | 707.14 | 12/21/2020 | ND | 24.35 | 0.00 | 682.79 |
| MW-35 | 707.14 | 12/26/2020 | ND | 24.15 | 0.00 | 682.99 |
| MW-35 | 707.14 | 1/10/2021 | ND | 23.81 | 0.00 | 683.33 |
| MW-35 | 707.14 | 1/19/2021 | ND | 23.70 | 0.00 | 683.44 |
| MW-35 | 707.14 | 1/25/2021 | ND | 23.54 | 0.00 | 683.60 |
| MW-35 | 707.14 | 2/1/2021 | ND | 23.32 | 0.00 | 683.82 |
| MW-35 | 707.14 | 2/8/2021 | ND | 23.25 | 0.00 | 683.89 |
| MW-35 | 707.14 | 2/16/2021 | ND | 22.71 | 0.00 | 684.43 |
| MW-35 | 707.14 | 2/22/2021 | ND | 22.16 | 0.00 | 684.98 |
| MW-35 | 707.14 | 3/4/2021 | ND | 21.80 | 0.00 | 685.34 |
| MW-35 | 707.14 | 3/8/2021 | ND | 21.96 | 0.00 | 685.18 |
| MW-35 | 707.14 | 3/15/2021 | ND | 21.98 | 0.00 | 685.16 |
| MW-35 | 707.14 | 3/22/2021 | ND | 21.55 | 0.00 | 685.59 |
| MW-35 | 707.14 | 4/1/2021 | ND | 20.83 | 0.00 | 686.31 |
| MW-35 | 707.14 | 4/12/2021 | ND | 20.75 | 0.00 | 686.39 |
| MW-35 | 707.14 | 4/19/2021 | ND | 21.08 | 0.00 | 686.06 |
| MW-35 | 707.14 | 4/29/2021 | ND | 21.53 | 0.00 | 685.61 |
| MW-35 | 707.14 | 5/3/2021 | ND | 21.68 | 0.00 | 685.46 |
| MW-35 | 707.14 | 5/10/2021 | ND | 22.05 | 0.00 | 685.09 |

**Table 3**
**Summary of Monitoring Well Gauging Data**

Colonial Pipeline Company
2020-L1-SR2448
Huntersville, North Carolina

| Well ID | Top Of Casing Elevation[1] | Date | Depth to Free Product (ft btoc) | Depth to Groundwater (ft btoc) | Free Product Thickness (ft) | Groundwater Elevation[2] (ft btoc) |
|---|---|---|---|---|---|---|
| MW-35 | 707.14 | 5/18/2021 | ND | 22.42 | 0.00 | 684.72 |
| MW-35 | 707.14 | 5/26/2021 | ND | 22.79 | 0.00 | 684.35 |
| MW-35 | 707.14 | 5/31/2021 | ND | 23.13 | 0.00 | 684.01 |
| MW-35 | 707.14 | 6/7/2021 | ND | 23.43 | 0.00 | 683.71 |
| MW-35 | 707.14 | 6/14/2021 | ND | 23.64 | 0.00 | 683.50 |
| MW-35 | 707.14 | 6/21/2021 | ND | 23.95 | 0.00 | 683.19 |
| MW-35 | 707.14 | 7/1/2021 | ND | 24.30 | 0.00 | 682.84 |
| MW-35 | 707.14 | 7/6/2021 | ND | 24.51 | 0.00 | 682.63 |
| MW-35 | 707.14 | 7/14/2021 | ND | 24.76 | 0.00 | 682.38 |
| MW-35 | 707.14 | 7/28/2021 | ND | 25.09 | 0.00 | 682.05 |
| MW-35 | 707.14 | 8/2/2021 | ND | 25.34 | 0.00 | 681.80 |
| MW-35 | 707.14 | 8/16/2021 | ND | 25.96 | 0.00 | 681.18 |
| MW-35 | 707.14 | 8/26/2021 | ND | 26.30 | 0.00 | 680.84 |
| MW-35 | 707.14 | 8/30/2021 | ND | 26.48 | 0.00 | 680.66 |
| MW-35 | 707.14 | 9/14/2021 | ND | 27.19 | 0.00 | 679.95 |
| MW-35 | 707.14 | 9/23/2021 | ND | 27.62 | 0.00 | 679.52 |
| MW-35 | 707.14 | 10/6/2021 | ND | 28.14 | 0.00 | 679.00 |
| MW-35 | 707.14 | 10/12/2021 | ND | 28.41 | 0.00 | 678.73 |
| MW-35 | 707.14 | 10/18/2021 | ND | 28.71 | 0.00 | 678.43 |
| MW-35 | 707.14 | 10/27/2021 | ND | 29.03 | 0.00 | 678.11 |
| MW-35 | 707.14 | 11/1/2021 | ND | 29.21 | 0.00 | 677.93 |
| MW-35 | 707.14 | 11/15/2021 | ND | 29.75 | 0.00 | 677.39 |
| MW-35 | 707.14 | 11/22/2021 | ND | 29.95 | 0.00 | 677.19 |
| MW-35 | 707.14 | 11/30/2021 | ND | 30.11 | 0.00 | 677.03 |
| MW-35 | 707.14 | 12/6/2021 | ND | 30.22 | 0.00 | 676.92 |
| MW-35 | 707.14 | 12/13/2021 | ND | 30.41 | 0.00 | 676.73 |
| MW-35 | 707.14 | 12/20/2021 | ND | 30.58 | 0.00 | 676.56 |
| MW-35 | 707.14 | 12/28/2021 | ND | 30.58 | 0.00 | 676.56 |
| MW-35 | 707.14 | 1/4/2022 | ND | 30.74 | 0.00 | 676.40 |
| MW-35 | 707.14 | 1/10/2022 | ND | 30.85 | 0.00 | 676.29 |
| MW-36 | 710.54 | 9/14/2020 | ND | 28.62 | 0.00 | 681.92 |
| MW-36 | 710.54 | 9/18/2020 | ND | 28.61 | 0.00 | 681.93 |
| MW-36 | 710.54 | 9/28/2020 | ND | 28.35 | 0.00 | 682.19 |
| MW-36 | 710.54 | 10/3/2020 | ND | 28.31 | 0.00 | 682.23 |
| MW-36 | 710.54 | 10/19/2020 | ND | 27.73 | 0.00 | 682.81 |
| MW-36 | 710.54 | 10/26/2020 | ND | 27.64 | 0.00 | 682.90 |
| MW-36 | 710.54 | 11/9/2020 | ND | 27.44 | 0.00 | 683.10 |
| MW-36 | 710.54 | 11/18/2020 | ND | 27.05 | 0.00 | 683.49 |
| MW-36 | 710.54 | 11/23/2020 | ND | 26.92 | 0.00 | 683.62 |
| MW-36 | 710.54 | 12/7/2020 | ND | 26.57 | 0.00 | 683.97 |
| MW-36 | 710.54 | 12/21/2020 | ND | 26.29 | 0.00 | 684.25 |
| MW-36 | 710.54 | 12/26/2020 | ND | 26.13 | 0.00 | 684.41 |
| MW-36 | 710.54 | 1/10/2021 | ND | 25.82 | 0.00 | 684.72 |
| MW-36 | 710.54 | 1/19/2021 | ND | 25.68 | 0.00 | 684.86 |
| MW-36 | 710.54 | 1/25/2021 | ND | 25.56 | 0.00 | 684.98 |

**Table 3**
**Summary of Monitoring Well Gauging Data**

Colonial Pipeline Company
2020-L1-SR2448
Huntersville, North Carolina

| Well ID | Top Of Casing Elevation[1] | Date | Depth to Free Product (ft btoc) | Depth to Groundwater (ft btoc) | Free Product Thickness (ft) | Groundwater Elevation[2] (ft btoc) |
|---|---|---|---|---|---|---|
| MW-36 | 710.54 | 2/1/2021 | ND | 25.31 | 0.00 | 685.23 |
| MW-36 | 710.54 | 2/8/2021 | ND | 25.21 | 0.00 | 685.33 |
| MW-36 | 710.54 | 2/16/2021 | ND | 24.60 | 0.00 | 685.94 |
| MW-36 | 710.54 | 2/22/2021 | ND | 23.99 | 0.00 | 686.55 |
| MW-36 | 710.54 | 3/4/2021 | ND | 23.70 | 0.00 | 686.84 |
| MW-36 | 710.54 | 3/8/2021 | ND | 23.93 | 0.00 | 686.61 |
| MW-36 | 710.54 | 3/11/2021 | ND | 23.94 | 0.00 | 686.60 |
| MW-36 | 710.54 | 3/15/2021 | ND | 23.99 | 0.00 | 686.55 |
| MW-36 | 710.54 | 3/22/2021 | ND | 23.46 | 0.00 | 687.08 |
| MW-36 | 710.54 | 4/1/2021 | ND | 22.66 | 0.00 | 687.88 |
| MW-36 | 710.54 | 4/12/2021 | ND | 22.85 | 0.00 | 687.69 |
| MW-36 | 710.54 | 4/19/2021 | ND | 23.27 | 0.00 | 687.27 |
| MW-36 | 710.54 | 4/29/2021 | ND | 23.87 | 0.00 | 686.67 |
| MW-36 | 710.54 | 5/3/2021 | ND | 24.04 | 0.00 | 686.50 |
| MW-36 | 710.54 | 5/10/2021 | ND | 24.45 | 0.00 | 686.09 |
| MW-36 | 710.54 | 5/18/2021 | ND | 24.81 | 0.00 | 685.73 |
| MW-36 | 710.54 | 5/26/2021 | ND | 25.09 | 0.00 | 685.45 |
| MW-36 | 710.54 | 5/31/2021 | ND | 25.45 | 0.00 | 685.09 |
| MW-36 | 710.54 | 6/7/2021 | ND | 25.75 | 0.00 | 684.79 |
| MW-36 | 710.54 | 6/14/2021 | ND | 25.97 | 0.00 | 684.57 |
| MW-36 | 710.54 | 6/21/2021 | ND | 26.29 | 0.00 | 684.25 |
| MW-36 | 710.54 | 7/1/2021 | ND | 26.58 | 0.00 | 683.96 |
| MW-36 | 710.54 | 7/6/2021 | ND | 26.79 | 0.00 | 683.75 |
| MW-36 | 710.54 | 7/14/2021 | ND | 27.00 | 0.00 | 683.54 |
| MW-36 | 710.54 | 7/28/2021 | ND | 21.79 | 0.00 | 688.75 |
| MW-36 | 710.54 | 8/2/2021 | ND | 27.72 | 0.00 | 682.82 |
| MW-36 | 710.54 | 8/16/2021 | ND | 28.35 | 0.00 | 682.19 |
| MW-36 | 710.54 | 8/26/2021 | ND | 28.69 | 0.00 | 681.85 |
| MW-36 | 710.54 | 8/30/2021 | ND | 28.94 | 0.00 | 681.60 |
| MW-36 | 710.54 | 9/14/2021 | ND | 29.69 | 0.00 | 680.85 |
| MW-36 | 710.54 | 9/23/2021 | ND | 30.04 | 0.00 | 680.50 |
| MW-36 | 710.54 | 10/6/2021 | ND | 30.72 | 0.00 | 679.82 |
| MW-36 | 710.54 | 10/12/2021 | ND | 31.04 | 0.00 | 679.50 |
| MW-36 | 710.54 | 10/18/2021 | ND | 31.35 | 0.00 | 679.19 |
| MW-36 | 710.54 | 10/27/2021 | ND | 31.55 | 0.00 | 678.99 |
| MW-36 | 710.54 | 11/1/2021 | ND | 31.75 | 0.00 | 678.79 |
| MW-36 | 710.54 | 11/15/2021 | ND | 32.54 | 0.00 | 678.00 |
| MW-36 | 710.54 | 11/22/2021 | ND | 32.77 | 0.00 | 677.77 |
| MW-36 | 710.54 | 11/30/2021 | ND | 33.05 | 0.00 | 677.49 |
| MW-36 | 710.39 | 12/6/2021 | ND | 32.99 | 0.00 | 677.40 |
| MW-36 | 710.39 | 12/13/2021 | ND | 33.28 | 0.00 | 677.11 |
| MW-36 | 710.39 | 12/20/2021 | ND | 33.38 | 0.00 | 677.01 |
| MW-36 | 710.39 | 12/28/2021 | ND | 33.14 | 0.00 | 677.25 |
| MW-36 | 710.39 | 1/4/2022 | ND | 33.50 | 0.00 | 676.89 |
| MW-36 | 710.39 | 1/10/2022 | ND | 33.65 | 0.00 | 676.74 |

**Table 3**
**Summary of Monitoring Well Gauging Data**

Colonial Pipeline Company
2020-L1-SR2448
Huntersville, North Carolina

| Well ID | Top Of Casing Elevation[1] | Date | Depth to Free Product (ft btoc) | Depth to Groundwater (ft btoc) | Free Product Thickness (ft) | Groundwater Elevation[2] (ft btoc) |
|---|---|---|---|---|---|---|
| MW-37 | 714.94 | 9/14/2020 | ND | 26.90 | 0.00 | 688.04 |
| MW-37 | 714.94 | 9/18/2020 | ND | 26.92 | 0.00 | 688.02 |
| MW-37 | 714.94 | 9/28/2020 | ND | 26.99 | 0.00 | 687.95 |
| MW-37 | 714.94 | 10/3/2020 | ND | 27.14 | 0.00 | 687.80 |
| MW-37 | 714.94 | 10/19/2020 | ND | 27.18 | 0.00 | 687.76 |
| MW-37 | 714.94 | 10/26/2020 | ND | 27.21 | 0.00 | 687.73 |
| MW-37 | 714.94 | 11/9/2020 | ND | 27.16 | 0.00 | 687.78 |
| MW-37 | 714.94 | 11/18/2020 | ND | 27.18 | 0.00 | 687.76 |
| MW-37 | 714.94 | 11/23/2020 | ND | 27.12 | 0.00 | 687.82 |
| MW-37 | 714.94 | 12/7/2020 | ND | 26.90 | 0.00 | 688.04 |
| MW-37 | 714.94 | 12/21/2020 | ND | 26.85 | 0.00 | 688.09 |
| MW-37 | 714.94 | 12/26/2020 | ND | 26.89 | 0.00 | 688.05 |
| MW-37 | 714.94 | 1/10/2021 | ND | 26.69 | 0.00 | 688.25 |
| MW-37 | 714.94 | 1/19/2021 | ND | 26.61 | 0.00 | 688.33 |
| MW-37 | 714.94 | 1/25/2021 | 26.38 | 26.60 | 0.22 | 688.50 |
| MW-37 | 714.94 | 2/1/2021 | 26.08 | 26.99 | 0.91 | 688.62 |
| MW-37 | 714.94 | 2/8/2021 | 25.74 | 28.73 | 2.99 | 688.40 |
| MW-37 | 714.94 | 2/16/2021 | 24.25 | 31.24 | 6.99 | 688.82 |
| MW-37 | 710.54 | 2/22/2021 | ND | 26.35 | 0.00 | 684.19 |
| MW-37 | 710.54 | 3/4/2021 | ARP | ARP | ARP | ARP |
| MW-37 | 710.54 | 3/8/2021 | ARP | ARP | ARP | ARP |
| MW-37 | 710.54 | 3/15/2021 | ARP | ARP | ARP | ARP |
| MW-37 | 710.54 | 3/22/2021 | ARP | ARP | ARP | ARP |
| MW-37 | 710.54 | 4/1/2021 | 24.38 | 25.77 | 1.39 | 685.79 |
| MW-37 | 714.37 | 4/12/2021 | ARP | ARP | ARP | ARP |
| MW-37 | 714.37 | 4/19/2021 | ARP | ARP | ARP | ARP |
| MW-37 | 714.37 | 4/29/2021 | 24.44 | 25.77 | 1.33 | 689.57 |
| MW-37 | 714.37 | 5/3/2021 | ARP | ARP | ARP | ARP |
| MW-37 | 714.37 | 5/10/2021 | ARP | ARP | ARP | ARP |
| MW-37 | 714.37 | 5/18/2021 | ARP | ARP | ARP | ARP |
| MW-37 | 714.37 | 5/26/2021 | 25.14 | 26.43 | 1.29 | 688.88 |
| MW-37 | 714.37 | 5/31/2021 | ARP | ARP | ARP | ARP |
| MW-37 | 714.37 | 6/7/2021 | ARP | ARP | ARP | ARP |
| MW-37 | 714.37 | 6/14/2021 | ARP | ARP | ARP | ARP |
| MW-37 | 714.37 | 6/21/2021 | ARP | ARP | ARP | ARP |
| MW-37 | 714.37 | 7/1/2021 | 25.99 | 27.81 | 1.82 | 687.89 |
| MW-37 | 714.37 | 7/6/2021 | ARP | ARP | ARP | ARP |
| MW-37 | 714.37 | 7/14/2021 | 26.39 | 28.16 | 1.77 | 687.51 |
| MW-37 | 714.37 | 7/28/2021 | 26.84 | 28.87 | 2.03 | 686.99 |
| MW-37 | 714.37 | 8/16/2021 | ARP | ARP | ARP | ARP |
| MW-37 | 714.37 | 8/26/2021 | 28.27 | 30.45 | 2.18 | 685.52 |
| MW-37 | 714.37 | 8/30/2021 | ARP | ARP | ARP | ARP |
| MW-37 | 714.37 | 9/16/2021 | 28.87 | 32.57 | 3.70 | 684.51 |
| MW-37R | 714.37 | 9/23/2021 | 28.62 | 31.40 | 2.78 | 685.01 |
| MW-37R | 714.37 | 10/6/2021 | ARP | ARP | ARP | ARP |

**Table 3**
**Summary of Monitoring Well Gauging Data**

Colonial Pipeline Company
2020-L1-SR2448
Huntersville, North Carolina

| Well ID | Top Of Casing Elevation[1] | Date | Depth to Free Product (ft btoc) | Depth to Groundwater (ft btoc) | Free Product Thickness (ft) | Groundwater Elevation[2] (ft btoc) |
|---|---|---|---|---|---|---|
| MW-37R | 714.37 | 10/12/2021 | ARP | ARP | ARP | ARP |
| MW-37R | 714.37 | 10/18/2021 | ARP | ARP | ARP | ARP |
| MW-37R | 714.37 | 10/27/2021 | 30.82 | 33.28 | 2.46 | 682.89 |
| MW-37R | 714.37 | 11/1/2021 | ARP | ARP | ARP | ARP |
| MW-37R | 714.37 | 11/30/2021 | 32.56 | 34.37 | 1.81 | 681.33 |
| MW-37R | 714.37 | 12/6/2021 | ARP | ARP | ARP | ARP |
| MW-37R | 714.37 | 12/13/2021 | ARP | ARP | ARP | ARP |
| MW-37R | 714.37 | 12/20/2021 | ARP | ARP | ARP | ARP |
| MW-37R | 714.37 | 12/28/2021 | 33.31 | 35.05 | 1.74 | 680.59 |
| MW-37R | 714.37 | 1/4/2022 | ARP | ARP | ARP | ARP |
| MW-37R | 714.37 | 1/10/2022 | ARP | ARP | ARP | ARP |
| MW-38 | 726.74 | 9/14/2020 | ND | 37.56 | 0.00 | 689.18 |
| MW-38 | 726.74 | 9/18/2020 | ND | 37.66 | 0.00 | 689.08 |
| MW-38 | 726.74 | 9/28/2020 | ND | 37.45 | 0.00 | 689.29 |
| MW-38 | 726.74 | 10/3/2020 | ND | 37.55 | 0.00 | 689.19 |
| MW-38 | 726.74 | 10/19/2020 | ND | 37.65 | 0.00 | 689.09 |
| MW-38 | 726.74 | 10/26/2020 | ND | 37.71 | 0.00 | 689.03 |
| MW-38 | 726.74 | 11/9/2020 | ND | 37.80 | 0.00 | 688.94 |
| MW-38 | 726.74 | 11/18/2020 | ND | 37.90 | 0.00 | 688.84 |
| MW-38 | 726.74 | 11/23/2020 | ND | 37.91 | 0.00 | 688.83 |
| MW-38 | 726.74 | 12/7/2020 | ND | 37.87 | 0.00 | 688.87 |
| MW-38 | 726.74 | 12/21/2020 | ND | 38.18 | 0.00 | 688.56 |
| MW-38 | 726.74 | 12/26/2020 | ND | 38.23 | 0.00 | 688.51 |
| MW-38 | 726.74 | 1/10/2021 | ND | 38.54 | 0.00 | 688.20 |
| MW-38 | 726.74 | 1/19/2021 | ND | 39.13 | 0.00 | 687.61 |
| MW-38 | 726.74 | 1/25/2021 | ND | 39.23 | 0.00 | 687.51 |
| MW-38 | 726.74 | 2/1/2021 | ND | 39.28 | 0.00 | 687.46 |
| MW-38 | 726.74 | 2/8/2021 | ND | 39.65 | 0.00 | 687.09 |
| MW-38 | 726.74 | 2/16/2021 | ND | 39.38 | 0.00 | 687.36 |
| MW-38 | 726.74 | 2/22/2021 | ND | 39.31 | 0.00 | 687.43 |
| MW-38 | 726.74 | 3/4/2021 | ND | 39.06 | 0.00 | 687.68 |
| MW-38 | 726.74 | 3/8/2021 | ND | 39.23 | 0.00 | 687.51 |
| MW-38 | 726.74 | 3/15/2021 | ND | 39.27 | 0.00 | 687.47 |
| MW-38 | 726.74 | 3/22/2021 | ND | 39.21 | 0.00 | 687.53 |
| MW-38 | 726.74 | 4/1/2021 | ND | 39.08 | 0.00 | 687.66 |
| MW-38 | 726.74 | 4/12/2021 | ND | 39.10 | 0.00 | 687.64 |
| MW-38 | 726.74 | 4/19/2021 | ND | 39.11 | 0.00 | 687.63 |
| MW-38 | 726.74 | 4/29/2021 | ND | 39.01 | 0.00 | 687.73 |
| MW-38 | 726.74 | 5/3/2021 | ND | 39.16 | 0.00 | 687.58 |
| MW-38 | 726.74 | 5/10/2021 | ND | 39.07 | 0.00 | 687.67 |
| MW-38 | 726.74 | 5/18/2021 | ND | 39.40 | 0.00 | 687.34 |
| MW-38 | 726.74 | 5/26/2021 | ND | 39.11 | 0.00 | 687.63 |
| MW-38 | 726.74 | 5/31/2021 | ND | 39.40 | 0.00 | 687.34 |
| MW-38 | 726.74 | 6/7/2021 | ND | 39.53 | 0.00 | 687.21 |
| MW-38 | 726.74 | 6/14/2021 | ND | 39.69 | 0.00 | 687.05 |

**Table 3**
**Summary of Monitoring Well Gauging Data**

Colonial Pipeline Company
2020-L1-SR2448
Huntersville, North Carolina

| Well ID | Top Of Casing Elevation[1] | Date | Depth to Free Product (ft btoc) | Depth to Groundwater (ft btoc) | Free Product Thickness (ft) | Groundwater Elevation[2] (ft btoc) |
|---|---|---|---|---|---|---|
| MW-38 | 726.74 | 6/21/2021 | ND | 39.75 | 0.00 | 686.99 |
| MW-38 | 726.74 | 7/1/2021 | ND | 39.49 | 0.00 | 687.25 |
| MW-38 | 726.74 | 7/6/2021 | ND | 39.82 | 0.00 | 686.92 |
| MW-38 | 726.74 | 7/14/2021 | ND | 39.95 | 0.00 | 686.79 |
| MW-38 | 726.74 | 7/28/2021 | ND | 40.37 | 0.00 | 686.37 |
| MW-38 | 726.74 | 8/2/2021 | ND | 41.05 | 0.00 | 685.69 |
| MW-38 | 726.74 | 8/16/2021 | ND | 41.30 | 0.00 | 685.44 |
| MW-38 | 726.74 | 8/26/2021 | ND | 40.93 | 0.00 | 685.81 |
| MW-38 | 726.74 | 8/30/2021 | ND | 41.66 | 0.00 | 685.08 |
| MW-38 | 726.74 | 9/14/2021 | 42.01 | 42.38 | 0.37 | 684.63 |
| MW-38 | 726.74 | 9/16/2021 | 41.49 | 41.96 | 0.47 | 685.12 |
| MW-38 | 726.74 | 9/23/2021 | 41.53 | 42.61 | 1.08 | 684.92 |
| MW-38 | 726.74 | 10/6/2021 | ARP | ARP | ARP | ARP |
| MW-38 | 726.74 | 10/12/2021 | ARP | ARP | ARP | ARP |
| MW-38 | 726.74 | 10/18/2021 | ARP | ARP | ARP | ARP |
| MW-38 | 726.74 | 10/27/2021 | 43.05 | 44.83 | 1.78 | 683.21 |
| MW-38 | 726.74 | 11/1/2021 | ARP | ARP | ARP | ARP |
| MW-38 | 727.79 | 11/30/2021 | 43.86 | 56.15 | 12.29 | 680.64 |
| MW-38 | 727.79 | 12/6/2021 | ARP | ARP | ARP | ARP |
| MW-38 | 727.79 | 12/13/2021 | ARP | ARP | ARP | ARP |
| MW-38 | 727.79 | 12/20/2021 | ARP | ARP | ARP | ARP |
| MW-38 | 727.79 | 12/28/2021 | 44.33 | 45.54 | 1.21 | 683.13 |
| MW-38 | 727.79 | 1/4/2022 | ARP | ARP | ARP | ARP |
| MW-38 | 727.79 | 1/10/2022 | ARP | ARP | ARP | ARP |
| MW-39 | 738.13 | 9/14/2020 | ND | 41.90 | 0.00 | 696.23 |
| MW-39 | 738.13 | 9/18/2020 | ND | 38.31 | 0.00 | 699.82 |
| MW-39 | 738.13 | 9/28/2020 | ND | 38.33 | 0.00 | 699.80 |
| MW-39 | 738.13 | 10/3/2020 | ND | 38.58 | 0.00 | 699.55 |
| MW-39 | 738.13 | 10/19/2020 | 38.51 | 39.71 | 1.20 | 699.30 |
| MW-39 | 738.13 | 11/9/2020 | 38.48 | 39.04 | 0.56 | 699.50 |
| MW-39 | 738.13 | 11/18/2020 | ARP | ARP | ARP | ARP |
| MW-39 | 738.13 | 11/23/2020 | 37.85 | 38.95 | 1.10 | 699.98 |
| MW-39 | 738.13 | 12/7/2020 | ARP | ARP | ARP | ARP |
| MW-39 | 738.13 | 12/21/2020 | ARP | ARP | ARP | ARP |
| MW-39 | 738.13 | 12/26/2020 | 30.20 | 30.31 | 0.11 | 707.90 |
| MW-39 | 738.13 | 1/10/2021 | ARP | ARP | ARP | ARP |
| MW-39 | 738.13 | 1/19/2021 | ARP | ARP | ARP | ARP |
| MW-39 | 738.13 | 1/25/2021 | ARP | ARP | ARP | ARP |
| MW-39 | 738.13 | 2/1/2021 | 39.66 | 39.95 | 0.29 | 698.39 |
| MW-39 | 738.13 | 2/8/2021 | ARP | ARP | ARP | ARP |
| MW-39 | 738.13 | 2/16/2021 | ARP | ARP | ARP | ARP |
| MW-39 | 738.13 | 2/22/2021 | ARP | ARP | ARP | ARP |
| MW-39 | 738.13 | 3/4/2021 | ND | 40.02 | 0.00 | 698.11 |
| MW-39 | 738.13 | 3/8/2021 | ARP | ARP | ARP | ARP |
| MW-39 | 738.13 | 3/15/2021 | ARP | ARP | ARP | ARP |

**Table 3**
**Summary of Monitoring Well Gauging Data**

Colonial Pipeline Company
2020-L1-SR2448
Huntersville, North Carolina

| Well ID | Top Of Casing Elevation[1] | Date | Depth to Free Product (ft btoc) | Depth to Groundwater (ft btoc) | Free Product Thickness (ft) | Groundwater Elevation[2] (ft btoc) |
|---|---|---|---|---|---|---|
| MW-39 | 738.13 | 3/22/2021 | ARP | ARP | ARP | ARP |
| MW-39 | 733.86 | 4/1/2021 | 40.24 | 40.97 | 0.73 | 693.42 |
| MW-39 | 733.86 | 4/12/2021 | ARP | ARP | ARP | ARP |
| MW-39 | 733.86 | 4/19/2021 | ARP | ARP | ARP | ARP |
| MW-39 | 733.86 | 4/29/2021 | 40.15 | 40.18 | 0.03 | 693.70 |
| MW-39 | 733.86 | 5/3/2021 | ARP | ARP | ARP | ARP |
| MW-39 | 733.86 | 5/10/2021 | ARP | ARP | ARP | ARP |
| MW-39 | 733.86 | 5/18/2021 | ARP | ARP | ARP | ARP |
| MW-39 | 733.86 | 5/26/2021 | 40.79 | 40.82 | 0.03 | 693.06 |
| MW-39 | 733.86 | 5/31/2021 | ARP | ARP | ARP | ARP |
| MW-39 | 733.86 | 6/7/2021 | ARP | ARP | ARP | ARP |
| MW-39 | 733.86 | 6/14/2021 | ARP | ARP | ARP | ARP |
| MW-39 | 733.86 | 6/21/2021 | ARP | ARP | ARP | ARP |
| MW-39 | 733.86 | 7/1/2021 | 41.60 | 42.15 | 0.55 | 692.11 |
| MW-39 | 733.86 | 7/6/2021 | ARP | ARP | ARP | ARP |
| MW-39 | 733.86 | 7/14/2021 | 41.95 | 42.81 | 0.86 | 691.68 |
| MW-39 | 733.86 | 7/28/2021 | 42.15 | 42.50 | 0.35 | 691.62 |
| MW-39 | 733.86 | 8/16/2021 | ARP | ARP | ARP | ARP |
| MW-39 | 733.86 | 8/26/2021 | 42.88 | 43.20 | 0.32 | 690.89 |
| MW-39 | 733.86 | 8/30/2021 | ARP | ARP | ARP | ARP |
| MW-39 | 733.86 | 9/16/2021 | 43.33 | 43.77 | 0.44 | 690.41 |
| MW-39 | 733.86 | 9/23/2021 | 43.39 | 43.87 | 0.48 | 690.34 |
| MW-39 | 733.86 | 10/6/2021 | ARP | ARP | ARP | ARP |
| MW-39 | 733.86 | 10/12/2021 | ARP | ARP | ARP | ARP |
| MW-39 | 733.86 | 10/18/2021 | ARP | ARP | ARP | ARP |
| MW-39 | 733.86 | 10/27/2021 | 44.25 | 44.63 | 0.38 | 689.51 |
| MW-39 | 733.86 | 11/1/2021 | ARP | ARP | ARP | ARP |
| MW-39 | 733.86 | 11/30/2021 | 44.91 | 45.24 | 0.33 | 688.86 |
| MW-39 | 733.86 | 12/6/2021 | ARP | ARP | ARP | ARP |
| MW-39 | 733.86 | 12/13/2021 | ARP | ARP | ARP | ARP |
| MW-39 | 733.86 | 12/20/2021 | ARP | ARP | ARP | ARP |
| MW-39 | 733.86 | 12/28/2021 | 45.36 | 45.96 | 0.60 | 688.34 |
| MW-39 | 733.86 | 1/4/2022 | ARP | ARP | ARP | ARP |
| MW-39 | 733.86 | 1/10/2022 | ARP | ARP | ARP | ARP |
| MW-40 | 728.92 | 9/14/2020 | ND | 33.25 | 0.00 | 695.67 |
| MW-40 | 728.92 | 9/18/2020 | ND | 33.21 | 0.00 | 695.71 |
| MW-40 | 728.92 | 9/28/2020 | ND | 33.15 | 0.00 | 695.77 |
| MW-40 | 728.92 | 10/3/2020 | ND | 33.22 | 0.00 | 695.70 |
| MW-40 | 728.92 | 10/19/2020 | ND | 33.27 | 0.00 | 695.65 |
| MW-40 | 728.92 | 10/26/2020 | ND | 33.32 | 0.00 | 695.60 |
| MW-40 | 728.92 | 10/28/2020 | ND | 35.32 | 0.00 | 693.60 |
| MW-40 | 728.92 | 11/9/2020 | ND | 33.47 | 0.00 | 695.45 |
| MW-40 | 728.92 | 11/18/2020 | Dry | Dry | Dry | Dry |
| MW-40 | 728.92 | 11/23/2020 | ND | 34.57 | 0.00 | 694.35 |
| MW-40 | 728.92 | 12/7/2020 | ND | 33.56 | 0.00 | 695.36 |

**Table 3**
**Summary of Monitoring Well Gauging Data**

Colonial Pipeline Company
2020-L1-SR2448
Huntersville, North Carolina

| Well ID | Top Of Casing Elevation[1] | Date | Depth to Free Product (ft btoc) | Depth to Groundwater (ft btoc) | Free Product Thickness (ft) | Groundwater Elevation[2] (ft btoc) |
|---|---|---|---|---|---|---|
| MW-40 | 728.92 | 12/21/2020 | 33.70 | 33.73 | 0.03 | 695.21 |
| MW-40 | 728.92 | 12/26/2020 | ND | 33.85 | 0.00 | 695.07 |
| MW-40 | 728.92 | 1/10/2021 | ND | 33.95 | 0.00 | 694.97 |
| MW-40 | 728.92 | 1/19/2021 | 33.73 | 34.36 | 0.63 | 695.02 |
| MW-40 | 728.92 | 1/25/2021 | 33.61 | 34.59 | 0.98 | 695.05 |
| MW-40 | 728.92 | 2/1/2021 | 33.48 | 34.99 | 1.51 | 695.04 |
| MW-40 | 728.92 | 2/8/2021 | 33.64 | 35.78 | 2.14 | 694.71 |
| MW-40 | 728.92 | 2/16/2021 | 33.27 | 36.12 | 2.85 | 694.89 |
| MW-40 | 728.92 | 2/22/2021 | 32.90 | 37.31 | 4.41 | 694.84 |
| MW-40 | 728.92 | 3/4/2021 | 32.26 | 39.39 | 7.13 | 694.75 |
| MW-40 | 728.92 | 3/8/2021 | 32.45 | 39.64 | 7.19 | 694.55 |
| MW-40 | 728.92 | 3/11/2021 | 33.51 | 39.18 | 5.67 | 693.89 |
| MW-40 | 728.92 | 3/15/2021 | 32.43 | 39.48 | 7.05 | 694.60 |
| MW-40 | 728.92 | 3/22/2021 | 32.39 | 39.42 | 7.03 | 694.65 |
| MW-40 | 728.92 | 4/1/2021 | 32.37 | 39.43 | 7.06 | 694.66 |
| MW-40 | 728.92 | 4/12/2021 | 32.12 | 38.05 | 5.93 | 695.21 |
| MW-40 | 728.92 | 4/19/2021 | 32.04 | 38.90 | 6.86 | 695.04 |
| MW-40 | 728.92 | 4/29/2021 | 32.47 | 37.64 | 5.17 | 695.07 |
| MW-40 | 728.92 | 5/3/2021 | 32.52 | 37.45 | 4.93 | 695.08 |
| MW-40 | 728.92 | 5/10/2021 | 33.31 | 38.25 | 4.94 | 694.29 |
| MW-40 | 728.92 | 5/18/2021 | 34.95 | 37.32 | 2.37 | 693.34 |
| MW-40 | 728.92 | 5/26/2021 | 33.59 | 35.98 | 2.39 | 694.69 |
| MW-40 | 728.92 | 5/31/2021 | 35.38 | 36.37 | 0.99 | 693.28 |
| MW-40 | 728.92 | 6/7/2021 | 35.72 | 36.48 | 0.76 | 693.00 |
| MW-40 | 728.92 | 6/14/2021 | 35.76 | 36.20 | 0.44 | 693.04 |
| MW-40 | 728.92 | 6/21/2021 | 33.89 | 35.23 | 1.34 | 694.67 |
| MW-40 | 728.92 | 7/1/2021 | 34.31 | 35.30 | 0.99 | 694.35 |
| MW-40 | 728.92 | 7/6/2021 | 36.24 | 36.85 | 0.61 | 692.52 |
| MW-40 | 728.92 | 7/14/2021 | 34.42 | 35.84 | 1.42 | 694.12 |
| MW-40 | 728.92 | 7/28/2021 | 34.54 | 35.76 | 1.22 | 694.05 |
| MW-40 | 728.92 | 8/2/2021 | 36.50 | 36.51 | 0.01 | 692.42 |
| MW-40 | 728.92 | 8/16/2021 | 36.40 | 36.53 | 0.13 | 692.49 |
| MW-40 | 728.92 | 8/26/2021 | 35.09 | 36.10 | 1.01 | 693.56 |
| MW-40 | 728.92 | 8/30/2021 | 36.53 | 36.65 | 0.12 | 692.36 |
| MW-40 | 728.92 | 9/14/2021 | 36.70 | 36.85 | 0.15 | 692.18 |
| MW-40 | 728.92 | 9/16/2021 | 35.37 | 36.36 | 0.99 | 693.29 |
| MW-40 | 728.92 | 9/23/2021 | 35.44 | 36.35 | 0.91 | 693.24 |
| MW-40 | 728.92 | 10/6/2021 | 36.93 | 37.11 | 0.18 | 691.94 |
| MW-40 | 728.92 | 10/12/2021 | 36.96 | 37.23 | 0.27 | 691.89 |
| MW-40 | 728.92 | 10/18/2021 | NM | NM | NM | NM |
| MW-40 | 728.92 | 10/27/2021 | 36.13 | 36.31 | 0.18 | 692.74 |
| MW-40 | 728.92 | 11/1/2021 | 37.17 | 37.47 | 0.30 | 691.67 |
| MW-40 | 728.92 | 11/15/2021 | 37.29 | 37.94 | 0.65 | 691.46 |
| MW-40 | 728.92 | 11/22/2021 | 37.24 | 38.14 | 0.90 | 691.44 |
| MW-40 | 728.92 | 11/30/2021 | 36.41 | 37.25 | 0.84 | 692.29 |

**Table 3**
**Summary of Monitoring Well Gauging Data**

Colonial Pipeline Company
2020-L1-SR2448
Huntersville, North Carolina

| Well ID | Top Of Casing Elevation[1] | Date | Depth to Free Product (ft btoc) | Depth to Groundwater (ft btoc) | Free Product Thickness (ft) | Groundwater Elevation[2] (ft btoc) |
|---|---|---|---|---|---|---|
| MW-40 | 728.92 | 12/6/2021 | 37.28 | 37.90 | 0.62 | 691.47 |
| MW-40 | 728.92 | 12/13/2021 | 37.34 | 38.55 | 1.21 | 691.26 |
| MW-40 | 728.92 | 12/20/2021 | 37.50 | 38.53 | 1.03 | 691.14 |
| MW-40 | 728.92 | 12/28/2021 | 36.60 | 38.40 | 1.80 | 691.84 |
| MW-40 | 728.92 | 1/4/2022 | 37.78 | 38.86 | 1.08 | 690.85 |
| MW-40 | 728.92 | 1/10/2022 | 37.81 | 38.88 | 1.07 | 690.82 |
| MW-41 | 745.92 | 9/14/2020 | ND | 53.40 | 0.00 | 692.52 |
| MW-41 | 745.92 | 9/18/2020 | ND | 53.40 | 0.00 | 692.52 |
| MW-41 | 745.92 | 9/28/2020 | ND | 53.36 | 0.00 | 692.56 |
| MW-41 | 745.92 | 10/3/2020 | ND | 53.49 | 0.00 | 692.43 |
| MW-41 | 745.92 | 10/19/2020 | ND | 53.51 | 0.00 | 692.41 |
| MW-41 | 745.92 | 10/26/2020 | ND | 53.49 | 0.00 | 692.43 |
| MW-41 | 745.92 | 11/9/2020 | ND | 53.53 | 0.00 | 692.39 |
| MW-41 | 745.92 | 11/18/2020 | ND | 53.63 | 0.00 | 692.29 |
| MW-41 | 745.92 | 11/23/2020 | ND | 53.60 | 0.00 | 692.32 |
| MW-41 | 745.92 | 12/7/2020 | ND | 53.54 | 0.00 | 692.38 |
| MW-41 | 745.92 | 12/21/2020 | ND | 53.82 | 0.00 | 692.10 |
| MW-41 | 745.92 | 12/26/2020 | ND | 53.77 | 0.00 | 692.15 |
| MW-41 | 745.92 | 1/10/2021 | ND | 54.28 | 0.00 | 691.64 |
| MW-41 | 745.92 | 1/19/2021 | ND | 54.35 | 0.00 | 691.57 |
| MW-41 | 745.92 | 1/25/2021 | ND | 54.28 | 0.00 | 691.64 |
| MW-41 | 745.92 | 2/1/2021 | ND | 54.22 | 0.00 | 691.70 |
| MW-41 | 745.92 | 2/8/2021 | ND | 54.64 | 0.00 | 691.28 |
| MW-41 | 745.92 | 2/16/2021 | ND | 54.20 | 0.00 | 691.72 |
| MW-41 | 745.92 | 2/22/2021 | ND | 54.11 | 0.00 | 691.81 |
| MW-41 | 745.92 | 3/4/2021 | ND | 54.09 | 0.00 | 691.83 |
| MW-41 | 745.92 | 3/8/2021 | ND | 54.32 | 0.00 | 691.60 |
| MW-41 | 745.92 | 3/15/2021 | ND | 54.50 | 0.00 | 691.42 |
| MW-41 | 745.92 | 3/22/2021 | ND | 54.41 | 0.00 | 691.51 |
| MW-41 | 745.92 | 4/1/2021 | ND | 54.34 | 0.00 | 691.58 |
| MW-41 | 745.92 | 4/12/2021 | ND | 54.51 | 0.00 | 691.41 |
| MW-41 | 745.92 | 4/19/2021 | ND | 54.55 | 0.00 | 691.37 |
| MW-41 | 745.92 | 4/29/2021 | ND | 54.34 | 0.00 | 691.58 |
| MW-41 | 745.92 | 5/3/2021 | ND | 54.40 | 0.00 | 691.52 |
| MW-41 | 745.92 | 5/10/2021 | ND | 54.50 | 0.00 | 691.42 |
| MW-41 | 745.92 | 5/18/2021 | ND | 54.52 | 0.00 | 691.40 |
| MW-41 | 745.92 | 5/26/2021 | ND | 54.38 | 0.00 | 691.54 |
| MW-41 | 745.92 | 5/31/2021 | ND | 54.67 | 0.00 | 691.25 |
| MW-41 | 745.92 | 6/7/2021 | ND | 54.71 | 0.00 | 691.21 |
| MW-41 | 745.92 | 6/14/2021 | ND | 54.43 | 0.00 | 691.49 |
| MW-41 | 745.92 | 6/21/2021 | ND | 54.85 | 0.00 | 691.07 |
| MW-41 | 745.92 | 7/1/2021 | ND | 54.82 | 0.00 | 691.10 |
| MW-41 | 745.92 | 7/6/2021 | ND | 55.18 | 0.00 | 690.74 |
| MW-41 | 745.92 | 7/14/2021 | ND | 54.93 | 0.00 | 690.99 |
| MW-41 | 745.92 | 7/28/2021 | ND | 55.36 | 0.00 | 690.56 |

**Table 3**
**Summary of Monitoring Well Gauging Data**

Colonial Pipeline Company
2020-L1-SR2448
Huntersville, North Carolina

| Well ID | Top Of Casing Elevation[1] | Date | Depth to Free Product (ft btoc) | Depth to Groundwater (ft btoc) | Free Product Thickness (ft) | Groundwater Elevation[2] (ft btoc) |
|---|---|---|---|---|---|---|
| MW-41 | 745.92 | 8/2/2021 | ND | 55.61 | 0.00 | 690.31 |
| MW-41 | 745.92 | 8/16/2021 | ND | 55.70 | 0.00 | 690.22 |
| MW-41 | 745.92 | 8/26/2021 | ND | 55.72 | 0.00 | 690.20 |
| MW-41 | 745.92 | 8/30/2021 | ND | 56.09 | 0.00 | 689.83 |
| MW-41 | 745.92 | 9/14/2021 | ND | 55.47 | 0.00 | 690.45 |
| MW-41 | 745.92 | 9/23/2021 | ND | 56.38 | 0.00 | 689.54 |
| MW-41 | 745.92 | 10/6/2021 | ND | 57.10 | 0.00 | 688.82 |
| MW-41 | 745.92 | 10/12/2021 | ND | 57.11 | 0.00 | 688.81 |
| MW-41 | 745.92 | 10/18/2021 | ND | 57.29 | 0.00 | 688.63 |
| MW-41 | 745.92 | 10/27/2021 | ND | 57.11 | 0.00 | 688.81 |
| MW-41 | 745.92 | 11/1/2021 | ND | 57.41 | 0.00 | 688.51 |
| MW-41 | 745.92 | 11/15/2021 | ND | 58.28 | 0.00 | 687.64 |
| MW-41 | 745.92 | 11/22/2021 | ND | 38.59 | 0.00 | 707.33 |
| MW-41 | 745.92 | 11/30/2021 | ND | 58.33 | 0.00 | 687.59 |
| MW-41 | 745.92 | 12/6/2021 | ND | 58.82 | 0.00 | 687.10 |
| MW-41 | 745.92 | 12/13/2021 | ND | 59.01 | 0.00 | 686.91 |
| MW-41 | 745.92 | 12/20/2021 | ND | 59.22 | 0.00 | 686.70 |
| MW-41 | 745.92 | 12/28/2021 | ND | 58.68 | 0.00 | 687.24 |
| MW-41 | 745.92 | 1/4/2022 | ND | 59.64 | 0.00 | 686.28 |
| MW-41 | 745.92 | 1/10/2022 | 59.31 | 59.33 | 0.02 | 686.60 |
| MW-42 | 735.71 | 9/14/2020 | ND | 41.33 | 0.00 | 694.38 |
| MW-42 | 735.71 | 9/18/2020 | ND | 38.15 | 0.00 | 697.56 |
| MW-42 | 735.71 | 9/28/2020 | ND | 38.14 | 0.00 | 697.57 |
| MW-42 | 735.71 | 10/3/2020 | ND | 38.25 | 0.00 | 697.46 |
| MW-42 | 735.71 | 10/19/2020 | ND | 38.31 | 0.00 | 697.40 |
| MW-42 | 735.71 | 10/26/2020 | ND | 38.36 | 0.00 | 697.35 |
| MW-42 | 735.71 | 11/9/2020 | ND | 38.44 | 0.00 | 697.27 |
| MW-42 | 735.71 | 11/18/2020 | ND | 38.57 | 0.00 | 697.14 |
| MW-42 | 735.71 | 11/23/2020 | ND | 38.42 | 0.00 | 697.29 |
| MW-42 | 735.71 | 12/7/2020 | ND | 38.40 | 0.00 | 697.31 |
| MW-42 | 735.71 | 12/21/2020 | ND | 38.50 | 0.00 | 697.21 |
| MW-42 | 735.71 | 12/26/2020 | ND | 38.61 | 0.00 | 697.10 |
| MW-42 | 735.71 | 1/10/2021 | ND | 38.74 | 0.00 | 696.97 |
| MW-42 | 735.71 | 1/19/2021 | ND | 38.71 | 0.00 | 697.00 |
| MW-42 | 735.71 | 1/25/2021 | ND | 38.93 | 0.00 | 696.78 |
| MW-42 | 735.71 | 2/1/2021 | ND | 38.97 | 0.00 | 696.74 |
| MW-42 | 735.71 | 2/8/2021 | ND | 39.26 | 0.00 | 696.45 |
| MW-42 | 735.71 | 2/16/2021 | ND | 39.10 | 0.00 | 696.61 |
| MW-42 | 735.71 | 2/22/2021 | ND | 39.13 | 0.00 | 696.58 |
| MW-42 | 732.48 | 3/4/2021 | ND | 39.05 | 0.00 | 693.43 |
| MW-42 | 732.48 | 3/8/2021 | ND | 39.29 | 0.00 | 693.19 |
| MW-42 | 732.48 | 3/15/2021 | ND | 39.53 | 0.00 | 692.95 |
| MW-42 | 732.48 | 3/22/2021 | ND | 39.61 | 0.00 | 692.87 |
| MW-42 | 732.48 | 4/1/2021 | ND | 39.22 | 0.00 | 693.26 |
| MW-42 | 732.48 | 4/12/2021 | ND | 38.98 | 0.00 | 693.50 |

**Table 3**
**Summary of Monitoring Well Gauging Data**

Colonial Pipeline Company
2020-L1-SR2448
Huntersville, North Carolina

| Well ID | Top Of Casing Elevation[1] | Date | Depth to Free Product (ft btoc) | Depth to Groundwater (ft btoc) | Free Product Thickness (ft) | Groundwater Elevation[2] (ft btoc) |
|---|---|---|---|---|---|---|
| MW-42 | 732.48 | 4/19/2021 | ND | 39.00 | 0.00 | 693.48 |
| MW-42 | 732.48 | 4/29/2021 | ND | 38.92 | 0.00 | 693.56 |
| MW-42 | 732.48 | 5/3/2021 | ND | 38.83 | 0.00 | 693.65 |
| MW-42 | 732.48 | 5/10/2021 | ND | 39.17 | 0.00 | 693.31 |
| MW-42 | 732.48 | 5/18/2021 | ND | 39.79 | 0.00 | 692.69 |
| MW-42 | 732.48 | 5/26/2021 | ND | 39.67 | 0.00 | 692.81 |
| MW-42 | 732.48 | 5/31/2021 | ND | 40.29 | 0.00 | 692.19 |
| MW-42 | 732.48 | 6/7/2021 | ND | 40.41 | 0.00 | 692.07 |
| MW-42 | 732.48 | 6/14/2021 | ND | 40.54 | 0.00 | 691.94 |
| MW-42 | 732.48 | 6/21/2021 | ND | 40.62 | 0.00 | 691.86 |
| MW-42 | 732.48 | 7/1/2021 | ND | 40.55 | 0.00 | 691.93 |
| MW-42 | 732.48 | 7/6/2021 | ND | 40.20 | 0.00 | 692.28 |
| MW-42 | 732.48 | 7/14/2021 | ND | 41.04 | 0.00 | 691.44 |
| MW-42 | 732.48 | 7/28/2021 | ND | 41.52 | 0.00 | 690.96 |
| MW-42 | 732.48 | 8/2/2021 | ND | 41.75 | 0.00 | 690.73 |
| MW-42 | 732.48 | 8/16/2021 | ND | 41.90 | 0.00 | 690.58 |
| MW-42 | 732.48 | 8/26/2021 | ND | 41.74 | 0.00 | 690.74 |
| MW-42 | 732.48 | 8/30/2021 | ND | 42.17 | 0.00 | 690.31 |
| MW-42 | 732.48 | 9/14/2021 | ND | 42.49 | 0.00 | 689.99 |
| MW-42 | 732.48 | 9/23/2021 | ND | 42.29 | 0.00 | 690.19 |
| MW-42 | 732.48 | 10/6/2021 | ND | 42.91 | 0.00 | 689.57 |
| MW-42 | 732.48 | 10/12/2021 | ND | 43.09 | 0.00 | 689.39 |
| MW-42 | 732.48 | 10/18/2021 | ND | 43.23 | 0.00 | 689.25 |
| MW-42 | 732.48 | 10/27/2021 | ND | 43.02 | 0.00 | 689.46 |
| MW-42 | 732.48 | 11/1/2021 | ND | 43.43 | 0.00 | 689.05 |
| MW-42 | 732.48 | 11/15/2021 | ND | 43.61 | 0.00 | 688.87 |
| MW-42 | 732.48 | 11/22/2021 | ND | 43.79 | 0.00 | 688.69 |
| MW-42 | 732.48 | 11/30/2021 | ND | 43.93 | 0.00 | 688.55 |
| MW-42 | 732.48 | 12/6/2021 | ND | 44.02 | 0.00 | 688.46 |
| MW-42 | 732.48 | 12/13/2021 | ND | 44.21 | 0.00 | 688.27 |
| MW-42 | 732.48 | 12/20/2021 | ND | 44.40 | 0.00 | 688.08 |
| MW-42 | 732.48 | 12/28/2021 | ND | 44.11 | 0.00 | 688.37 |
| MW-42 | 732.48 | 1/4/2022 | ND | 44.78 | 0.00 | 687.70 |
| MW-42 | 732.48 | 1/10/2022 | ND | 44.95 | 0.00 | 687.53 |
| MW-43 | 729.80 | 9/14/2020 | ND | 38.27 | 0.00 | 691.53 |
| MW-43 | 729.80 | 9/18/2020 | ND | 38.30 | 0.00 | 691.50 |
| MW-43 | 729.80 | 9/28/2020 | ND | 38.33 | 0.00 | 691.47 |
| MW-43 | 729.80 | 10/3/2020 | ND | 38.52 | 0.00 | 691.28 |
| MW-43 | 729.80 | 10/19/2020 | ND | 38.49 | 0.00 | 691.31 |
| MW-43 | 729.80 | 10/26/2020 | ND | 38.52 | 0.00 | 691.28 |
| MW-43 | 729.80 | 11/9/2020 | ND | 38.49 | 0.00 | 691.31 |
| MW-43 | 729.80 | 11/18/2020 | ND | 38.55 | 0.00 | 691.25 |
| MW-43 | 729.80 | 11/23/2020 | ND | 39.51 | 0.00 | 690.29 |
| MW-43 | 729.80 | 12/7/2020 | ND | 38.40 | 0.00 | 691.40 |
| MW-43 | 729.80 | 12/21/2020 | ND | 38.50 | 0.00 | 691.30 |

**Table 3**
**Summary of Monitoring Well Gauging Data**

Colonial Pipeline Company
2020-L1-SR2448
Huntersville, North Carolina

| Well ID | Top Of Casing Elevation[1] | Date | Depth to Free Product (ft btoc) | Depth to Groundwater (ft btoc) | Free Product Thickness (ft) | Groundwater Elevation[2] (ft btoc) |
|---|---|---|---|---|---|---|
| MW-43 | 729.80 | 12/26/2020 | ND | 38.58 | 0.00 | 691.22 |
| MW-43 | 729.80 | 1/10/2021 | ND | 38.60 | 0.00 | 691.20 |
| MW-43 | 729.80 | 1/19/2021 | ND | 38.70 | 0.00 | 691.10 |
| MW-43 | 729.80 | 1/25/2021 | ND | 48.67 | 0.00 | 681.13 |
| MW-43 | 729.80 | 2/1/2021 | ND | 38.74 | 0.00 | 691.06 |
| MW-43 | 729.80 | 2/8/2021 | ND | 39.01 | 0.00 | 690.79 |
| MW-43 | 729.80 | 2/16/2021 | ND | 38.84 | 0.00 | 690.96 |
| MW-43 | 729.80 | 2/22/2021 | ND | 38.78 | 0.00 | 691.02 |
| MW-43 | 729.80 | 3/4/2021 | ND | 38.65 | 0.00 | 691.15 |
| MW-43 | 729.80 | 3/8/2021 | ND | 38.84 | 0.00 | 690.96 |
| MW-43 | 729.80 | 3/15/2021 | ND | 38.78 | 0.00 | 691.02 |
| MW-43 | 729.80 | 3/22/2021 | ND | 38.71 | 0.00 | 691.09 |
| MW-43 | 729.80 | 4/1/2021 | ND | 38.61 | 0.00 | 691.19 |
| MW-43 | 729.80 | 4/12/2021 | ND | 38.44 | 0.00 | 691.36 |
| MW-43 | 729.80 | 4/19/2021 | ND | 38.44 | 0.00 | 691.36 |
| MW-43 | 729.80 | 4/29/2021 | ND | 38.32 | 0.00 | 691.48 |
| MW-43 | 729.80 | 5/3/2021 | ND | 38.23 | 0.00 | 691.57 |
| MW-43 | 729.80 | 5/10/2021 | ND | 38.23 | 0.00 | 691.57 |
| MW-43 | 729.80 | 5/18/2021 | ND | 38.17 | 0.00 | 691.63 |
| MW-43 | 729.80 | 5/26/2021 | ND | 38.10 | 0.00 | 691.70 |
| MW-43 | 729.80 | 5/31/2021 | ND | 38.21 | 0.00 | 691.59 |
| MW-43 | 729.80 | 6/7/2021 | ND | 28.16 | 0.00 | 701.64 |
| MW-43 | 729.80 | 6/14/2021 | ND | 38.20 | 0.00 | 691.60 |
| MW-43 | 729.80 | 6/21/2021 | ND | 38.26 | 0.00 | 691.54 |
| MW-43 | 729.80 | 7/1/2021 | ND | 38.36 | 0.00 | 691.44 |
| MW-43 | 729.80 | 7/6/2021 | ND | 38.56 | 0.00 | 691.24 |
| MW-43 | 729.80 | 7/14/2021 | ND | 38.68 | 0.00 | 691.12 |
| MW-43 | 729.80 | 7/28/2021 | ND | 38.99 | 0.00 | 690.81 |
| MW-43 | 729.80 | 8/2/2021 | ND | 39.08 | 0.00 | 690.72 |
| MW-43 | 729.80 | 8/16/2021 | ND | 39.28 | 0.00 | 690.52 |
| MW-43 | 729.80 | 8/26/2021 | ND | 39.40 | 0.00 | 690.40 |
| MW-43 | 729.80 | 8/30/2021 | ND | 39.46 | 0.00 | 690.34 |
| MW-43 | 729.80 | 9/14/2021 | ND | 39.74 | 0.00 | 690.06 |
| MW-43 | 729.80 | 9/23/2021 | ND | 39.89 | 0.00 | 689.91 |
| MW-43 | 729.80 | 10/6/2021 | ND | 40.13 | 0.00 | 689.67 |
| MW-43 | 729.80 | 10/12/2021 | ND | 40.24 | 0.00 | 689.56 |
| MW-43 | 729.80 | 10/18/2021 | ND | 40.39 | 0.00 | 689.41 |
| MW-43 | 729.80 | 10/27/2021 | ND | 40.49 | 0.00 | 689.31 |
| MW-43 | 729.80 | 11/1/2021 | ND | 40.58 | 0.00 | 689.22 |
| MW-43 | 729.80 | 11/15/2021 | ND | 40.73 | 0.00 | 689.07 |
| MW-43 | 729.80 | 11/22/2021 | ND | 40.77 | 0.00 | 689.03 |
| MW-43 | 729.80 | 11/30/2021 | ND | 40.94 | 0.00 | 688.86 |
| MW-43 | 729.80 | 12/6/2021 | ND | 40.93 | 0.00 | 688.87 |
| MW-43 | 729.80 | 12/13/2021 | ND | 40.12 | 0.00 | 689.68 |
| MW-43 | 729.80 | 12/20/2021 | ND | 41.27 | 0.00 | 688.53 |

**Table 3**
**Summary of Monitoring Well Gauging Data**

Colonial Pipeline Company
2020-L1-SR2448
Huntersville, North Carolina

| Well ID | Top Of Casing Elevation[1] | Date | Depth to Free Product (ft btoc) | Depth to Groundwater (ft btoc) | Free Product Thickness (ft) | Groundwater Elevation[2] (ft btoc) |
|---|---|---|---|---|---|---|
| MW-43 | 729.80 | 12/28/2021 | ND | 41.31 | 0.00 | 688.49 |
| MW-43 | 729.80 | 1/4/2022 | ND | 41.47 | 0.00 | 688.33 |
| MW-43 | 729.80 | 1/10/2022 | ND | 41.65 | 0.00 | 688.15 |
| MW-44 | 726.48 | 9/14/2020 | ND | 32.40 | 0.00 | 694.08 |
| MW-44 | 726.48 | 9/18/2020 | ND | 32.53 | 0.00 | 693.95 |
| MW-44 | 726.48 | 9/28/2020 | ND | 32.59 | 0.00 | 693.89 |
| MW-44 | 726.48 | 10/3/2020 | ND | 32.64 | 0.00 | 693.84 |
| MW-44 | 726.48 | 10/19/2020 | ND | 32.70 | 0.00 | 693.78 |
| MW-44 | 726.48 | 10/21/2020 | ND | 34.70 | 0.00 | 691.78 |
| MW-44 | 726.48 | 10/26/2020 | ND | 32.62 | 0.00 | 693.86 |
| MW-44 | 726.48 | 11/9/2020 | ND | 32.67 | 0.00 | 693.81 |
| MW-44 | 726.48 | 11/18/2020 | ND | 32.68 | 0.00 | 693.80 |
| MW-44 | 726.48 | 11/23/2020 | NM | NM | NM | NM |
| MW-44 | 726.48 | 12/7/2020 | ND | 32.50 | 0.00 | 693.98 |
| MW-44 | 726.48 | 12/21/2020 | ND | 32.50 | 0.00 | 693.98 |
| MW-44 | 726.48 | 12/26/2020 | ND | 32.50 | 0.00 | 693.98 |
| MW-44 | 726.48 | 1/10/2021 | ND | 32.41 | 0.00 | 694.07 |
| MW-44 | 726.48 | 1/19/2021 | ND | 32.35 | 0.00 | 694.13 |
| MW-44 | 726.48 | 1/25/2021 | ND | 32.25 | 0.00 | 694.23 |
| MW-44 | 726.48 | 2/1/2021 | ND | 32.18 | 0.00 | 694.30 |
| MW-44 | 726.48 | 2/8/2021 | ND | 32.18 | 0.00 | 694.30 |
| MW-44 | 726.48 | 2/16/2021 | ND | 32.18 | 0.00 | 694.30 |
| MW-44 | 726.48 | 2/22/2021 | ND | 32.10 | 0.00 | 694.38 |
| MW-44 | 726.48 | 3/4/2021 | ND | 31.96 | 0.00 | 694.52 |
| MW-44 | 726.48 | 3/8/2021 | ND | 32.00 | 0.00 | 694.48 |
| MW-44 | 726.48 | 3/15/2021 | ND | 31.88 | 0.00 | 694.60 |
| MW-44 | 726.48 | 3/22/2021 | ND | 31.84 | 0.00 | 694.64 |
| MW-44 | 726.48 | 4/1/2021 | ND | 31.71 | 0.00 | 694.77 |
| MW-44 | 726.48 | 4/12/2021 | ND | 31.47 | 0.00 | 695.01 |
| MW-44 | 726.48 | 4/19/2021 | ND | 31.38 | 0.00 | 695.10 |
| MW-44 | 726.48 | 4/29/2021 | ND | 31.34 | 0.00 | 695.14 |
| MW-44 | 726.48 | 5/3/2021 | ND | 31.29 | 0.00 | 695.19 |
| MW-44 | 726.48 | 5/10/2021 | ND | 31.30 | 0.00 | 695.18 |
| MW-44 | 726.48 | 5/18/2021 | ND | 31.37 | 0.00 | 695.11 |
| MW-44 | 726.48 | 5/26/2021 | ND | 31.37 | 0.00 | 695.11 |
| MW-44 | 726.48 | 5/31/2021 | ND | 31.45 | 0.00 | 695.03 |
| MW-44 | 726.48 | 6/7/2021 | ND | 31.47 | 0.00 | 695.01 |
| MW-44 | 726.48 | 6/14/2021 | ND | 31.53 | 0.00 | 694.95 |
| MW-44 | 726.48 | 6/21/2021 | ND | 31.58 | 0.00 | 694.90 |
| MW-44 | 726.48 | 7/1/2021 | ND | 31.65 | 0.00 | 694.83 |
| MW-44 | 726.48 | 7/6/2021 | ND | 31.73 | 0.00 | 694.75 |
| MW-44 | 726.48 | 7/14/2021 | ND | 31.83 | 0.00 | 694.65 |
| MW-44 | 726.48 | 7/28/2021 | ND | 31.92 | 0.00 | 694.56 |
| MW-44 | 726.48 | 8/2/2021 | ND | 31.99 | 0.00 | 694.49 |
| MW-44 | 726.48 | 8/16/2021 | ND | 32.15 | 0.00 | 694.33 |

**Table 3**
**Summary of Monitoring Well Gauging Data**

Colonial Pipeline Company
2020-L1-SR2448
Huntersville, North Carolina

| Well ID | Top Of Casing Elevation[1] | Date | Depth to Free Product (ft btoc) | Depth to Groundwater (ft btoc) | Free Product Thickness (ft) | Groundwater Elevation[2] (ft btoc) |
|---|---|---|---|---|---|---|
| MW-44 | 726.48 | 8/26/2021 | ND | 32.07 | 0.00 | 694.41 |
| MW-44 | 726.48 | 8/30/2021 | ND | 32.17 | 0.00 | 694.31 |
| MW-44 | 726.48 | 9/14/2021 | ND | 32.33 | 0.00 | 694.15 |
| MW-44 | 726.48 | 9/23/2021 | ND | 32.46 | 0.00 | 694.02 |
| MW-44 | 726.48 | 10/6/2021 | ND | 32.61 | 0.00 | 693.87 |
| MW-44 | 726.48 | 10/12/2021 | ND | 32.74 | 0.00 | 693.74 |
| MW-44 | 726.48 | 10/18/2021 | ND | 32.82 | 0.00 | 693.66 |
| MW-44 | 726.48 | 10/27/2021 | ND | 32.98 | 0.00 | 693.50 |
| MW-44 | 726.48 | 11/1/2021 | ND | 33.02 | 0.00 | 693.46 |
| MW-44 | 726.48 | 11/15/2021 | ND | 32.23 | 0.00 | 694.25 |
| MW-44 | 726.48 | 11/30/2021 | ND | 33.44 | 0.00 | 693.04 |
| MW-44 | 726.48 | 12/6/2021 | ND | 33.48 | 0.00 | 693.00 |
| MW-44 | 726.48 | 12/13/2021 | ND | 33.58 | 0.00 | 692.90 |
| MW-44 | 726.48 | 12/20/2021 | ND | 33.68 | 0.00 | 692.80 |
| MW-44 | 726.48 | 12/28/2021 | ND | 33.71 | 0.00 | 692.77 |
| MW-44 | 726.48 | 1/4/2022 | ND | 33.98 | 0.00 | 692.50 |
| MW-44 | 726.48 | 1/10/2022 | ND | 34.03 | 0.00 | 692.45 |
| MW-45 | 729.41 | 9/14/2020 | ND | 35.28 | 0.00 | 694.13 |
| MW-45 | 729.41 | 9/18/2020 | ND | 35.21 | 0.00 | 694.20 |
| MW-45 | 729.41 | 9/28/2020 | ND | 35.29 | 0.00 | 694.12 |
| MW-45 | 729.41 | 10/3/2020 | ND | 35.40 | 0.00 | 694.01 |
| MW-45 | 729.41 | 10/19/2020 | ND | 35.38 | 0.00 | 694.03 |
| MW-45 | 729.41 | 10/26/2020 | ND | 35.39 | 0.00 | 694.02 |
| MW-45 | 729.41 | 11/9/2020 | ND | 35.37 | 0.00 | 694.04 |
| MW-45 | 729.41 | 11/18/2020 | ND | 35.41 | 0.00 | 694.00 |
| MW-45 | 729.41 | 11/23/2020 | ND | 35.27 | 0.00 | 694.14 |
| MW-45 | 729.41 | 12/7/2020 | ND | 35.19 | 0.00 | 694.22 |
| MW-45 | 729.41 | 12/21/2020 | ND | 35.24 | 0.00 | 694.17 |
| MW-45 | 729.41 | 12/26/2020 | ND | 35.34 | 0.00 | 694.07 |
| MW-45 | 729.41 | 1/10/2021 | ND | 35.35 | 0.00 | 694.06 |
| MW-45 | 729.41 | 1/19/2021 | ND | 35.34 | 0.00 | 694.07 |
| MW-45 | 729.41 | 1/25/2021 | ND | 35.18 | 0.00 | 694.23 |
| MW-45 | 729.41 | 2/1/2021 | ND | 35.29 | 0.00 | 694.12 |
| MW-45 | 729.41 | 2/8/2021 | ND | 35.59 | 0.00 | 693.82 |
| MW-45 | 729.41 | 2/16/2021 | ND | 35.46 | 0.00 | 693.95 |
| MW-45 | 729.41 | 2/22/2021 | ND | 35.32 | 0.00 | 694.09 |
| MW-45 | 729.41 | 3/4/2021 | ND | 35.29 | 0.00 | 694.12 |
| MW-45 | 729.41 | 3/8/2021 | ND | 35.36 | 0.00 | 694.05 |
| MW-45 | 729.41 | 3/15/2021 | ND | 35.36 | 0.00 | 694.05 |
| MW-45 | 729.41 | 3/22/2021 | ND | 35.32 | 0.00 | 694.09 |
| MW-45 | 729.41 | 4/1/2021 | ND | 35.13 | 0.00 | 694.28 |
| MW-45 | 729.41 | 4/12/2021 | ND | 34.89 | 0.00 | 694.52 |
| MW-45 | 729.41 | 4/19/2021 | ND | 34.85 | 0.00 | 694.56 |
| MW-45 | 729.41 | 4/29/2021 | ND | 34.81 | 0.00 | 694.60 |
| MW-45 | 729.41 | 5/3/2021 | ND | 34.77 | 0.00 | 694.64 |

**Table 3**
**Summary of Monitoring Well Gauging Data**

Colonial Pipeline Company
2020-L1-SR2448
Huntersville, North Carolina

| Well ID | Top Of Casing Elevation[1] | Date | Depth to Free Product (ft btoc) | Depth to Groundwater (ft btoc) | Free Product Thickness (ft) | Groundwater Elevation[2] (ft btoc) |
|---|---|---|---|---|---|---|
| MW-45 | 729.41 | 5/10/2021 | ND | 34.98 | 0.00 | 694.43 |
| MW-45 | 729.41 | 5/18/2021 | ND | 35.35 | 0.00 | 694.06 |
| MW-45 | 729.41 | 5/26/2021 | ND | 35.47 | 0.00 | 693.94 |
| MW-45 | 729.41 | 5/31/2021 | ND | 35.78 | 0.00 | 693.63 |
| MW-45 | 729.41 | 6/7/2021 | ND | 35.89 | 0.00 | 693.52 |
| MW-45 | 729.41 | 6/14/2021 | ND | 36.11 | 0.00 | 693.30 |
| MW-45 | 729.41 | 6/21/2021 | ND | 36.10 | 0.00 | 693.31 |
| MW-45 | 729.41 | 7/1/2021 | ND | 36.37 | 0.00 | 693.04 |
| MW-45 | 729.41 | 7/6/2021 | ND | 36.71 | 0.00 | 692.70 |
| MW-45 | 729.41 | 7/14/2021 | ND | 36.86 | 0.00 | 692.55 |
| MW-45 | 729.41 | 7/28/2021 | ND | 37.12 | 0.00 | 692.29 |
| MW-45 | 729.41 | 8/2/2021 | ND | 37.35 | 0.00 | 692.06 |
| MW-45 | 729.41 | 8/16/2021 | ND | 37.56 | 0.00 | 691.85 |
| MW-45 | 729.41 | 8/26/2021 | ND | 37.67 | 0.00 | 691.74 |
| MW-45 | 729.41 | 8/30/2021 | ND | 37.83 | 0.00 | 691.58 |
| MW-45 | 729.41 | 9/14/2021 | ND | 38.08 | 0.00 | 691.33 |
| MW-45 | 729.41 | 9/23/2021 | ND | 38.27 | 0.00 | 691.14 |
| MW-45 | 729.41 | 10/6/2021 | ND | 38.54 | 0.00 | 690.87 |
| MW-45 | 729.41 | 10/12/2021 | ND | 38.71 | 0.00 | 690.70 |
| MW-45 | 729.41 | 10/18/2021 | ND | 38.89 | 0.00 | 690.52 |
| MW-45 | 729.41 | 10/27/2021 | ND | 39.02 | 0.00 | 690.39 |
| MW-45 | 729.41 | 11/1/2021 | ND | 39.20 | 0.00 | 690.21 |
| MW-45 | 729.41 | 11/15/2021 | ND | 39.45 | 0.00 | 689.96 |
| MW-45 | 729.41 | 11/22/2021 | ND | 39.52 | 0.00 | 689.89 |
| MW-45 | 729.41 | 11/30/2021 | ND | 39.73 | 0.00 | 689.68 |
| MW-45 | 729.41 | 12/6/2021 | ND | 39.76 | 0.00 | 689.65 |
| MW-45 | 729.41 | 12/13/2021 | ND | 39.96 | 0.00 | 689.45 |
| MW-45 | 729.41 | 12/20/2021 | ND | 40.09 | 0.00 | 689.32 |
| MW-45 | 729.41 | 12/28/2021 | ND | 41.40 | 0.00 | 688.01 |
| MW-45 | 729.41 | 1/4/2022 | ND | 40.42 | 0.00 | 688.99 |
| MW-45 | 729.41 | 1/10/2022 | ND | 40.55 | 0.00 | 688.86 |
| MW-46 | 726.73 | 9/14/2020 | ND | 31.63 | 0.00 | 695.10 |
| MW-46 | 726.73 | 9/18/2020 | ND | 31.63 | 0.00 | 695.10 |
| MW-46 | 726.73 | 9/28/2020 | ND | 31.71 | 0.00 | 695.02 |
| MW-46 | 726.73 | 10/3/2020 | ND | 31.82 | 0.00 | 694.91 |
| MW-46 | 726.73 | 10/19/2020 | ND | 31.89 | 0.00 | 694.84 |
| MW-46 | 726.73 | 10/26/2020 | ND | 31.88 | 0.00 | 694.85 |
| MW-46 | 726.73 | 11/9/2020 | ND | 31.88 | 0.00 | 694.85 |
| MW-46 | 726.73 | 11/18/2020 | ND | 31.91 | 0.00 | 694.82 |
| MW-46 | 726.73 | 11/23/2020 | ND | 31.82 | 0.00 | 694.91 |
| MW-46 | 726.73 | 12/7/2020 | ND | 31.71 | 0.00 | 695.02 |
| MW-46 | 726.73 | 12/21/2020 | ND | 31.77 | 0.00 | 694.96 |
| MW-46 | 726.73 | 12/26/2020 | ND | 31.85 | 0.00 | 694.88 |
| MW-46 | 726.73 | 1/10/2021 | ND | 31.83 | 0.00 | 694.90 |
| MW-46 | 726.73 | 1/19/2021 | ND | 31.81 | 0.00 | 694.92 |

**Table 3**
**Summary of Monitoring Well Gauging Data**

Colonial Pipeline Company
2020-L1-SR2448
Huntersville, North Carolina

| Well ID | Top Of Casing Elevation[1] | Date | Depth to Free Product (ft btoc) | Depth to Groundwater (ft btoc) | Free Product Thickness (ft) | Groundwater Elevation[2] (ft btoc) |
|---|---|---|---|---|---|---|
| MW-46 | 726.73 | 1/25/2021 | ND | 31.62 | 0.00 | 695.11 |
| MW-46 | 726.73 | 2/1/2021 | ND | 31.67 | 0.00 | 695.06 |
| MW-46 | 726.73 | 2/8/2021 | ND | 31.98 | 0.00 | 694.75 |
| MW-46 | 726.73 | 2/16/2021 | ND | 31.91 | 0.00 | 694.82 |
| MW-46 | 726.73 | 2/22/2021 | ND | 31.83 | 0.00 | 694.90 |
| MW-46 | 726.73 | 3/4/2021 | ND | 32.05 | 0.00 | 694.68 |
| MW-46 | 726.73 | 3/8/2021 | ND | 32.27 | 0.00 | 694.46 |
| MW-46 | 726.73 | 3/15/2021 | ND | 32.28 | 0.00 | 694.45 |
| MW-46 | 726.73 | 3/22/2021 | ND | 32.23 | 0.00 | 694.50 |
| MW-46 | 726.73 | 4/1/2021 | ND | 32.03 | 0.00 | 694.70 |
| MW-46 | 726.73 | 4/12/2021 | ND | 31.74 | 0.00 | 694.99 |
| MW-46 | 726.73 | 4/19/2021 | ND | 31.68 | 0.00 | 695.05 |
| MW-46 | 726.73 | 4/29/2021 | ND | 31.60 | 0.00 | 695.13 |
| MW-46 | 726.73 | 5/3/2021 | ND | 31.45 | 0.00 | 695.28 |
| MW-46 | 726.73 | 5/10/2021 | ND | 31.70 | 0.00 | 695.03 |
| MW-46 | 726.73 | 5/18/2021 | ND | 32.53 | 0.00 | 694.20 |
| MW-46 | 726.73 | 5/26/2021 | ND | 32.57 | 0.00 | 694.16 |
| MW-46 | 726.73 | 5/31/2021 | ND | 33.04 | 0.00 | 693.69 |
| MW-46 | 726.73 | 6/7/2021 | ND | 33.25 | 0.00 | 693.48 |
| MW-46 | 726.73 | 6/14/2021 | ND | 33.45 | 0.00 | 693.28 |
| MW-46 | 726.73 | 6/21/2021 | ND | 33.76 | 0.00 | 692.97 |
| MW-46 | 726.73 | 7/1/2021 | ND | 33.62 | 0.00 | 693.11 |
| MW-46 | 726.73 | 7/6/2021 | ND | 33.69 | 0.00 | 693.04 |
| MW-46 | 726.73 | 7/14/2021 | ND | 33.71 | 0.00 | 693.02 |
| MW-46 | 726.73 | 7/28/2021 | ND | 33.87 | 0.00 | 692.86 |
| MW-46 | 726.73 | 8/2/2021 | ND | 34.43 | 0.00 | 692.30 |
| MW-46 | 726.73 | 8/16/2021 | ND | 34.78 | 0.00 | 691.95 |
| MW-46 | 726.73 | 8/26/2021 | ND | 34.71 | 0.00 | 692.02 |
| MW-46 | 726.73 | 8/30/2021 | ND | 35.01 | 0.00 | 691.72 |
| MW-46 | 726.73 | 9/14/2021 | ND | 35.28 | 0.00 | 691.45 |
| MW-46 | 726.73 | 9/23/2021 | ND | 35.21 | 0.00 | 691.52 |
| MW-46 | 726.73 | 10/6/2021 | ND | 35.62 | 0.00 | 691.11 |
| MW-46 | 726.73 | 10/12/2021 | ND | 35.82 | 0.00 | 690.91 |
| MW-46 | 726.73 | 10/18/2021 | ND | 35.91 | 0.00 | 690.82 |
| MW-46 | 726.73 | 10/27/2021 | ND | 35.81 | 0.00 | 690.92 |
| MW-46 | 726.73 | 11/1/2021 | ND | 36.18 | 0.00 | 690.55 |
| MW-46 | 726.73 | 11/22/2021 | ND | 36.51 | 0.00 | 690.22 |
| MW-46 | 726.73 | 11/30/2021 | ND | 36.58 | 0.00 | 690.15 |
| MW-46 | 726.73 | 12/6/2021 | ND | 36.65 | 0.00 | 690.08 |
| MW-46 | 726.73 | 12/13/2021 | ND | 36.83 | 0.00 | 689.90 |
| MW-46 | 726.73 | 12/20/2021 | ND | 37.00 | 0.00 | 689.73 |
| MW-46 | 726.73 | 12/28/2021 | ND | 36.83 | 0.00 | 689.90 |
| MW-46 | 726.73 | 1/4/2022 | ND | 37.29 | 0.00 | 689.44 |
| MW-46 | 726.73 | 1/10/2022 | ND | 37.45 | 0.00 | 689.28 |
| MW-47 | 726.77 | 9/14/2020 | ND | 30.88 | 0.00 | 695.89 |

**Table 3**
**Summary of Monitoring Well Gauging Data**

Colonial Pipeline Company
2020-L1-SR2448
Huntersville, North Carolina

| Well ID | Top Of Casing Elevation[1] | Date | Depth to Free Product (ft btoc) | Depth to Groundwater (ft btoc) | Free Product Thickness (ft) | Groundwater Elevation[2] (ft btoc) |
|---|---|---|---|---|---|---|
| MW-47 | 726.77 | 9/18/2020 | ND | 30.75 | 0.00 | 696.02 |
| MW-47 | 726.77 | 9/28/2020 | ND | 30.74 | 0.00 | 696.03 |
| MW-47 | 726.77 | 10/3/2020 | 30.54 | 30.88 | 0.34 | 696.14 |
| MW-47 | 726.77 | 10/19/2020 | 25.61 | 27.85 | 2.24 | 700.56 |
| MW-47 | 726.77 | 11/9/2020 | 25.51 | 27.78 | 2.27 | 700.65 |
| MW-47 | 726.77 | 11/18/2020 | ARP | ARP | ARP | ARP |
| MW-47 | 726.77 | 11/23/2020 | 25.51 | 27.75 | 2.24 | 700.66 |
| MW-47 | 726.77 | 12/7/2020 | ARP | ARP | ARP | ARP |
| MW-47 | 726.77 | 12/21/2020 | ARP | ARP | ARP | ARP |
| MW-47 | 726.77 | 12/26/2020 | 25.58 | 27.80 | 2.22 | 700.60 |
| MW-47 | 726.77 | 1/10/2021 | ARP | ARP | ARP | ARP |
| MW-47 | 726.77 | 1/19/2021 | ARP | ARP | ARP | ARP |
| MW-47 | 726.77 | 1/25/2021 | ARP | ARP | ARP | ARP |
| MW-47 | 726.77 | 2/1/2021 | 25.46 | 27.68 | 2.22 | 700.72 |
| MW-47 | 726.77 | 2/8/2021 | ARP | ARP | ARP | ARP |
| MW-47 | 726.77 | 2/16/2021 | ARP | ARP | ARP | ARP |
| MW-47 | 726.77 | 2/22/2021 | ARP | ARP | ARP | ARP |
| MW-47 | 723.18 | 3/4/2021 | 26.41 | 27.72 | 1.31 | 696.42 |
| MW-47 | 723.18 | 3/8/2021 | ARP | ARP | ARP | ARP |
| MW-47 | 723.18 | 3/15/2021 | ARP | ARP | ARP | ARP |
| MW-47 | 723.18 | 3/22/2021 | ARP | ARP | ARP | ARP |
| MW-47 | 723.18 | 4/1/2021 | 25.74 | 25.90 | 0.16 | 697.40 |
| MW-47 | 723.18 | 4/12/2021 | ARP | ARP | ARP | ARP |
| MW-47 | 723.18 | 4/19/2021 | ARP | ARP | ARP | ARP |
| MW-47 | 723.18 | 4/29/2021 | 26.48 | 27.55 | 1.07 | 696.41 |
| MW-47 | 723.18 | 5/3/2021 | ARP | ARP | ARP | ARP |
| MW-47 | 723.18 | 5/10/2021 | ARP | ARP | ARP | ARP |
| MW-47 | 723.18 | 5/18/2021 | ARP | ARP | ARP | ARP |
| MW-47 | 723.18 | 5/26/2021 | 27.33 | 27.44 | 0.11 | 695.82 |
| MW-47 | 723.18 | 5/31/2021 | ARP | ARP | ARP | ARP |
| MW-47 | 723.18 | 6/7/2021 | ARP | ARP | ARP | ARP |
| MW-47 | 723.18 | 6/14/2021 | ARP | ARP | ARP | ARP |
| MW-47 | 723.18 | 6/21/2021 | ARP | ARP | ARP | ARP |
| MW-47 | 723.18 | 7/1/2021 | ND | 27.64 | 0.00 | 695.54 |
| MW-47 | 723.18 | 7/6/2021 | ARP | ARP | ARP | ARP |
| MW-47 | 723.18 | 7/14/2021 | ND | 27.56 | 0.00 | 695.62 |
| MW-47 | 723.18 | 7/28/2021 | ND | 26.91 | 0.00 | 696.27 |
| MW-47 | 723.18 | 8/16/2021 | ARP | ARP | ARP | ARP |
| MW-47 | 723.18 | 8/26/2021 | ND | 27.37 | 0.00 | 695.81 |
| MW-47 | 723.18 | 8/30/2021 | ARP | ARP | ARP | ARP |
| MW-47 | 723.18 | 9/16/2021 | ND | 27.35 | 0.00 | 695.83 |
| MW-47 | 723.18 | 9/23/2021 | ND | 27.24 | 0.00 | 695.94 |
| MW-47 | 723.18 | 10/6/2021 | ARP | ARP | ARP | ARP |
| MW-47 | 723.18 | 10/12/2021 | ARP | ARP | ARP | ARP |
| MW-47 | 723.18 | 10/18/2021 | ARP | ARP | ARP | ARP |

**Table 3**
**Summary of Monitoring Well Gauging Data**

Colonial Pipeline Company
2020-L1-SR2448
Huntersville, North Carolina

| Well ID | Top Of Casing Elevation[1] | Date | Depth to Free Product (ft btoc) | Depth to Groundwater (ft btoc) | Free Product Thickness (ft) | Groundwater Elevation[2] (ft btoc) |
|---|---|---|---|---|---|---|
| MW-47 | 723.18 | 10/27/2021 | ND | 27.35 | 0.00 | 695.83 |
| MW-47 | 723.18 | 11/1/2021 | ARP | ARP | ARP | ARP |
| MW-47 | 723.18 | 11/30/2021 | ND | 27.47 | 0.00 | 695.71 |
| MW-47 | 723.18 | 12/6/2021 | ARP | ARP | ARP | ARP |
| MW-47 | 723.18 | 12/13/2021 | ARP | ARP | ARP | ARP |
| MW-47 | 723.18 | 12/20/2021 | ARP | ARP | ARP | ARP |
| MW-47 | 723.18 | 12/28/2021 | ND | 27.25 | 0.00 | 695.93 |
| MW-47 | 723.18 | 1/4/2022 | ARP | ARP | ARP | ARP |
| MW-47 | 723.18 | 1/10/2022 | ARP | ARP | ARP | ARP |
| MW-48 | 723.09 | 9/18/2020 | ND | 33.44 | 0.00 | 689.65 |
| MW-48 | 723.09 | 9/28/2020 | ND | 33.38 | 0.00 | 689.71 |
| MW-48 | 723.09 | 10/3/2020 | ND | 33.57 | 0.00 | 689.52 |
| MW-48 | 723.09 | 10/19/2020 | ND | 33.63 | 0.00 | 689.46 |
| MW-48 | 723.09 | 10/26/2020 | ND | 33.65 | 0.00 | 689.44 |
| MW-48 | 723.09 | 11/9/2020 | ND | 33.58 | 0.00 | 689.51 |
| MW-48 | 723.09 | 11/18/2020 | ND | 33.64 | 0.00 | 689.45 |
| MW-48 | 723.09 | 11/23/2020 | ND | 33.56 | 0.00 | 689.53 |
| MW-48 | 723.09 | 12/7/2020 | 33.30 | 33.70 | 0.40 | 689.68 |
| MW-48 | 723.09 | 12/21/2020 | ARP | ARP | ARP | ARP |
| MW-48 | 723.09 | 12/26/2020 | 33.79 | 34.51 | 0.72 | 689.10 |
| MW-48 | 723.09 | 1/10/2021 | ARP | ARP | ARP | ARP |
| MW-48 | 723.09 | 1/19/2021 | ARP | ARP | ARP | ARP |
| MW-48 | 723.09 | 1/25/2021 | ARP | ARP | ARP | ARP |
| MW-48 | 723.09 | 2/1/2021 | 32.85 | 38.05 | 5.20 | 688.85 |
| MW-48 | 723.09 | 2/8/2021 | ARP | ARP | ARP | ARP |
| MW-48 | 723.09 | 2/16/2021 | ARP | ARP | ARP | ARP |
| MW-48 | 723.09 | 2/22/2021 | ARP | ARP | ARP | ARP |
| MW-48 | 723.57 | 3/4/2021 | 33.73 | 34.80 | 1.07 | 689.55 |
| MW-48 | 723.57 | 3/15/2021 | ARP | ARP | ARP | ARP |
| MW-48 | 723.57 | 3/22/2021 | ARP | ARP | ARP | ARP |
| MW-48 | 723.57 | 4/1/2021 | 33.45 | 35.18 | 1.73 | 689.66 |
| MW-48 | 723.57 | 4/12/2021 | ARP | ARP | ARP | ARP |
| MW-48 | 723.57 | 4/19/2021 | ARP | ARP | ARP | ARP |
| MW-48 | 723.57 | 4/29/2021 | 33.61 | 33.88 | 0.27 | 689.89 |
| MW-48 | 723.57 | 5/3/2021 | ARP | ARP | ARP | ARP |
| MW-48 | 723.57 | 5/10/2021 | ARP | ARP | ARP | ARP |
| MW-48 | 723.57 | 5/18/2021 | ARP | ARP | ARP | ARP |
| MW-48 | 723.57 | 5/26/2021 | 33.60 | 33.74 | 0.14 | 689.93 |
| MW-48 | 723.57 | 5/31/2021 | ARP | ARP | ARP | ARP |
| MW-48 | 723.57 | 6/7/2021 | ARP | ARP | ARP | ARP |
| MW-48 | 723.57 | 6/14/2021 | ARP | ARP | ARP | ARP |
| MW-48 | 723.57 | 6/21/2021 | ARP | ARP | ARP | ARP |
| MW-48 | 723.57 | 7/1/2021 | 34.02 | 34.42 | 0.40 | 689.44 |
| MW-48 | 723.57 | 7/6/2021 | ARP | ARP | ARP | ARP |
| MW-48 | 723.57 | 7/14/2021 | 34.50 | 34.72 | 0.22 | 689.01 |

**Table 3**
**Summary of Monitoring Well Gauging Data**

Colonial Pipeline Company
2020-L1-SR2448
Huntersville, North Carolina

| Well ID | Top Of Casing Elevation[1] | Date | Depth to Free Product (ft btoc) | Depth to Groundwater (ft btoc) | Free Product Thickness (ft) | Groundwater Elevation[2] (ft btoc) |
|---|---|---|---|---|---|---|
| MW-48 | 723.57 | 7/28/2021 | 34.97 | 35.12 | 0.15 | 688.56 |
| MW-48 | 723.57 | 8/16/2021 | ARP | ARP | ARP | ARP |
| MW-48 | 723.57 | 8/26/2021 | 35.67 | 35.87 | 0.20 | 687.85 |
| MW-48 | 723.57 | 8/30/2021 | ARP | ARP | ARP | ARP |
| MW-48 | 723.57 | 9/16/2021 | ND | 36.36 | 0.00 | 687.21 |
| MW-48 | 723.57 | 9/23/2021 | 36.48 | 36.61 | 0.13 | 687.06 |
| MW-48 | 723.57 | 10/6/2021 | ARP | ARP | ARP | ARP |
| MW-48 | 723.57 | 10/12/2021 | ARP | ARP | ARP | ARP |
| MW-48 | 723.57 | 10/18/2021 | ARP | ARP | ARP | ARP |
| MW-48 | 723.57 | 10/27/2021 | 37.17 | 37.41 | 0.24 | 686.34 |
| MW-48 | 723.57 | 11/1/2021 | ARP | ARP | ARP | ARP |
| MW-48 | 723.57 | 11/30/2021 | ND | 37.88 | 0.00 | 685.69 |
| MW-48 | 723.57 | 12/6/2021 | ARP | ARP | ARP | ARP |
| MW-48 | 723.57 | 12/13/2021 | ARP | ARP | ARP | ARP |
| MW-48 | 723.57 | 12/20/2021 | ARP | ARP | ARP | ARP |
| MW-48 | 723.57 | 12/28/2021 | 38.58 | 38.62 | 0.04 | 684.98 |
| MW-48 | 723.57 | 1/4/2022 | ARP | ARP | ARP | ARP |
| MW-48 | 723.57 | 1/10/2022 | ARP | ARP | ARP | ARP |
| MW-49 | 727.58 | 9/18/2020 | ND | 32.29 | 0.00 | 695.29 |
| MW-49 | 727.58 | 9/28/2020 | ND | 33.63 | 0.00 | 693.95 |
| MW-49 | 727.58 | 10/3/2020 | ND | 33.75 | 0.00 | 693.83 |
| MW-49 | 727.58 | 10/19/2020 | ND | 33.73 | 0.00 | 693.85 |
| MW-49 | 727.58 | 10/26/2020 | ND | 33.76 | 0.00 | 693.82 |
| MW-49 | 727.58 | 11/9/2020 | ND | 33.69 | 0.00 | 693.89 |
| MW-49 | 727.58 | 11/18/2020 | ND | 33.70 | 0.00 | 693.88 |
| MW-49 | 727.58 | 11/23/2020 | ND | 33.55 | 0.00 | 694.03 |
| MW-49 | 727.58 | 12/7/2020 | ND | 33.45 | 0.00 | 694.13 |
| MW-49 | 727.58 | 12/21/2020 | ND | 33.49 | 0.00 | 694.09 |
| MW-49 | 727.58 | 12/26/2020 | ND | 33.57 | 0.00 | 694.01 |
| MW-49 | 727.58 | 1/10/2021 | ND | 33.53 | 0.00 | 694.05 |
| MW-49 | 727.58 | 1/19/2021 | ND | 33.51 | 0.00 | 694.07 |
| MW-49 | 727.58 | 1/25/2021 | ND | 33.34 | 0.00 | 694.24 |
| MW-49 | 727.58 | 2/1/2021 | ND | 33.42 | 0.00 | 694.16 |
| MW-49 | 727.58 | 2/8/2021 | ND | 33.65 | 0.00 | 693.93 |
| MW-49 | 727.58 | 2/16/2021 | ND | 33.52 | 0.00 | 694.06 |
| MW-49 | 727.58 | 2/22/2021 | ND | 33.37 | 0.00 | 694.21 |
| MW-49 | 727.58 | 3/4/2021 | ND | 33.28 | 0.00 | 694.30 |
| MW-49 | 727.58 | 3/8/2021 | ND | 33.36 | 0.00 | 694.22 |
| MW-49 | 727.58 | 3/15/2021 | ND | 33.33 | 0.00 | 694.25 |
| MW-49 | 727.58 | 3/22/2021 | ND | 33.31 | 0.00 | 694.27 |
| MW-49 | 727.58 | 4/1/2021 | ND | 33.09 | 0.00 | 694.49 |
| MW-49 | 727.58 | 4/12/2021 | ND | 32.84 | 0.00 | 694.74 |
| MW-49 | 727.58 | 4/19/2021 | ND | 32.78 | 0.00 | 694.80 |
| MW-49 | 727.58 | 4/29/2021 | ND | 32.75 | 0.00 | 694.83 |
| MW-49 | 727.58 | 5/3/2021 | ND | 32.73 | 0.00 | 694.85 |

**Table 3**
**Summary of Monitoring Well Gauging Data**

Colonial Pipeline Company
2020-L1-SR2448
Huntersville, North Carolina

| Well ID | Top Of Casing Elevation[1] | Date | Depth to Free Product (ft btoc) | Depth to Groundwater (ft btoc) | Free Product Thickness (ft) | Groundwater Elevation[2] (ft btoc) |
|---|---|---|---|---|---|---|
| MW-49 | 727.58 | 5/10/2021 | ND | 32.92 | 0.00 | 694.66 |
| MW-49 | 727.58 | 5/18/2021 | ND | 33.29 | 0.00 | 694.29 |
| MW-49 | 727.58 | 5/26/2021 | ND | 33.41 | 0.00 | 694.17 |
| MW-49 | 727.58 | 5/31/2021 | ND | 33.71 | 0.00 | 693.87 |
| MW-49 | 727.58 | 6/7/2021 | ND | 33.81 | 0.00 | 693.77 |
| MW-49 | 727.58 | 6/14/2021 | ND | 34.03 | 0.00 | 693.55 |
| MW-49 | 727.58 | 6/21/2021 | ND | 34.08 | 0.00 | 693.50 |
| MW-49 | 727.58 | 7/1/2021 | ND | 34.34 | 0.00 | 693.24 |
| MW-49 | 727.58 | 7/6/2021 | ND | 34.62 | 0.00 | 692.96 |
| MW-49 | 727.58 | 7/14/2021 | ND | 37.77 | 0.00 | 689.81 |
| MW-49 | 727.58 | 7/28/2021 | ND | 35.02 | 0.00 | 692.56 |
| MW-49 | 727.58 | 8/2/2021 | ND | 35.26 | 0.00 | 692.32 |
| MW-49 | 727.58 | 8/16/2021 | ND | 35.49 | 0.00 | 692.09 |
| MW-49 | 727.58 | 8/26/2021 | ND | 35.63 | 0.00 | 691.95 |
| MW-49 | 727.58 | 8/30/2021 | ND | 35.76 | 0.00 | 691.82 |
| MW-49 | 727.58 | 9/14/2021 | ND | 36.04 | 0.00 | 691.54 |
| MW-49 | 727.58 | 9/23/2021 | ND | 36.24 | 0.00 | 691.34 |
| MW-49 | 727.58 | 10/6/2021 | ND | 36.52 | 0.00 | 691.06 |
| MW-49 | 727.58 | 10/12/2021 | ND | 36.70 | 0.00 | 690.88 |
| MW-49 | 727.58 | 10/18/2021 | ND | 36.85 | 0.00 | 690.73 |
| MW-49 | 727.58 | 10/27/2021 | ND | 37.02 | 0.00 | 690.56 |
| MW-49 | 727.58 | 11/1/2021 | ND | 37.18 | 0.00 | 690.40 |
| MW-49 | 727.58 | 11/22/2021 | ND | 37.52 | 0.00 | 690.06 |
| MW-49 | 727.58 | 11/30/2021 | ND | 37.71 | 0.00 | 689.87 |
| MW-49 | 727.58 | 12/6/2021 | ND | 37.72 | 0.00 | 689.86 |
| MW-49 | 727.58 | 12/13/2021 | ND | 37.98 | 0.00 | 689.60 |
| MW-49 | 727.58 | 12/20/2021 | ND | 38.11 | 0.00 | 689.47 |
| MW-49 | 727.58 | 12/28/2021 | ND | 38.19 | 0.00 | 689.39 |
| MW-49 | 727.58 | 1/4/2022 | ND | 38.43 | 0.00 | 689.15 |
| MW-49 | 727.58 | 1/10/2022 | ND | 38.58 | 0.00 | 689.00 |
| MW-50 | 731.14 | 9/18/2020 | ND | 35.04 | 0.00 | 696.10 |
| MW-50 | 731.14 | 9/28/2020 | ND | 36.74 | 0.00 | 694.40 |
| MW-50 | 731.14 | 10/3/2020 | ND | 36.85 | 0.00 | 694.29 |
| MW-50 | 731.14 | 10/19/2020 | ND | 36.88 | 0.00 | 694.26 |
| MW-50 | 731.14 | 10/26/2020 | ND | 36.94 | 0.00 | 694.20 |
| MW-50 | 731.14 | 11/9/2020 | ND | 36.90 | 0.00 | 694.24 |
| MW-50 | 731.14 | 11/18/2020 | ND | 36.99 | 0.00 | 694.15 |
| MW-50 | 731.14 | 11/23/2020 | ND | 36.86 | 0.00 | 694.28 |
| MW-50 | 731.14 | 12/7/2020 | ND | 36.81 | 0.00 | 694.33 |
| MW-50 | 731.14 | 12/21/2020 | ND | 36.84 | 0.00 | 694.30 |
| MW-50 | 731.14 | 12/26/2020 | ND | 36.95 | 0.00 | 694.19 |
| MW-50 | 731.14 | 1/10/2021 | ND | 36.95 | 0.00 | 694.19 |
| MW-50 | 731.14 | 1/19/2021 | ND | 36.95 | 0.00 | 694.19 |
| MW-50 | 731.14 | 1/25/2021 | ND | 36.92 | 0.00 | 694.22 |
| MW-50 | 731.14 | 2/1/2021 | ND | 36.91 | 0.00 | 694.23 |

**Table 3**
**Summary of Monitoring Well Gauging Data**

Colonial Pipeline Company
2020-L1-SR2448
Huntersville, North Carolina

| Well ID | Top Of Casing Elevation[1] | Date | Depth to Free Product (ft btoc) | Depth to Groundwater (ft btoc) | Free Product Thickness (ft) | Groundwater Elevation[2] (ft btoc) |
|---|---|---|---|---|---|---|
| MW-50 | 731.14 | 2/8/2021 | ND | 37.67 | 0.00 | 693.47 |
| MW-50 | 731.14 | 2/16/2021 | ND | 37.58 | 0.00 | 693.56 |
| MW-50 | 731.14 | 2/22/2021 | ND | 37.34 | 0.00 | 693.80 |
| MW-50 | 731.14 | 3/4/2021 | ND | 37.19 | 0.00 | 693.95 |
| MW-50 | 731.14 | 3/8/2021 | ND | 37.20 | 0.00 | 693.94 |
| MW-50 | 731.14 | 3/15/2021 | ND | 37.47 | 0.00 | 693.67 |
| MW-50 | 731.14 | 3/22/2021 | ND | 37.16 | 0.00 | 693.98 |
| MW-50 | 731.14 | 4/1/2021 | ND | 36.93 | 0.00 | 694.21 |
| MW-50 | 731.14 | 4/12/2021 | ND | 36.68 | 0.00 | 694.46 |
| MW-50 | 731.14 | 4/19/2021 | ND | 36.91 | 0.00 | 694.23 |
| MW-50 | 731.14 | 4/29/2021 | ND | 36.69 | 0.00 | 694.45 |
| MW-50 | 731.14 | 5/3/2021 | ND | 36.83 | 0.00 | 694.31 |
| MW-50 | 731.14 | 5/10/2021 | ND | 37.14 | 0.00 | 694.00 |
| MW-50 | 731.14 | 5/18/2021 | ND | 37.54 | 0.00 | 693.60 |
| MW-50 | 731.14 | 5/26/2021 | ND | 37.48 | 0.00 | 693.66 |
| MW-50 | 731.14 | 5/31/2021 | ND | 38.01 | 0.00 | 693.13 |
| MW-50 | 731.14 | 6/7/2021 | ND | 38.18 | 0.00 | 692.96 |
| MW-50 | 731.14 | 6/14/2021 | ND | 38.34 | 0.00 | 692.80 |
| MW-50 | 731.14 | 6/21/2021 | ND | 38.12 | 0.00 | 693.02 |
| MW-50 | 731.14 | 7/1/2021 | ND | 38.43 | 0.00 | 692.71 |
| MW-50 | 731.14 | 7/6/2021 | ND | 38.95 | 0.00 | 692.19 |
| MW-50 | 731.14 | 7/14/2021 | ND | 38.94 | 0.00 | 692.20 |
| MW-50 | 731.14 | 7/28/2021 | ND | 39.10 | 0.00 | 692.04 |
| MW-50 | 731.14 | 8/2/2021 | ND | 39.57 | 0.00 | 691.57 |
| MW-50 | 731.14 | 8/16/2021 | ND | 39.79 | 0.00 | 691.35 |
| MW-50 | 731.14 | 8/26/2021 | ND | 39.74 | 0.00 | 691.40 |
| MW-50 | 731.14 | 8/30/2021 | ND | 40.00 | 0.00 | 691.14 |
| MW-50 | 731.14 | 9/14/2021 | ND | 42.20 | 0.00 | 688.94 |
| MW-50 | 731.14 | 9/23/2021 | ND | 40.26 | 0.00 | 690.88 |
| MW-50 | 731.14 | 10/6/2021 | ND | 40.53 | 0.00 | 690.61 |
| MW-50 | 731.14 | 10/12/2021 | ND | 40.80 | 0.00 | 690.34 |
| MW-50 | 731.14 | 10/18/2021 | ND | 40.95 | 0.00 | 690.19 |
| MW-50 | 731.14 | 10/27/2021 | ND | 40.95 | 0.00 | 690.19 |
| MW-50 | 731.14 | 11/1/2021 | ND | 41.21 | 0.00 | 689.93 |
| MW-50 | 731.14 | 11/22/2021 | ND | 41.52 | 0.00 | 689.62 |
| MW-50 | 731.14 | 11/30/2021 | ND | 41.65 | 0.00 | 689.49 |
| MW-50 | 731.14 | 12/6/2021 | ND | 41.69 | 0.00 | 689.45 |
| MW-50 | 731.14 | 12/13/2021 | ND | 41.87 | 0.00 | 689.27 |
| MW-50 | 731.14 | 12/20/2021 | ND | 42.03 | 0.00 | 689.11 |
| MW-50 | 731.14 | 12/28/2021 | ND | 41.94 | 0.00 | 689.20 |
| MW-50 | 731.14 | 1/4/2022 | ND | 42.32 | 0.00 | 688.82 |
| MW-50 | 731.14 | 1/10/2022 | ND | 42.41 | 0.00 | 688.73 |
| MW-51 | 731.20 | 9/18/2020 | ND | 31.34 | 0.00 | 699.86 |
| MW-51 | 731.20 | 9/28/2020 | ND | 37.08 | 0.00 | 694.12 |
| MW-51 | 731.20 | 10/3/2020 | ND | 37.18 | 0.00 | 694.02 |

**Table 3**
**Summary of Monitoring Well Gauging Data**

Colonial Pipeline Company
2020-L1-SR2448
Huntersville, North Carolina

| Well ID | Top Of Casing Elevation[1] | Date | Depth to Free Product (ft btoc) | Depth to Groundwater (ft btoc) | Free Product Thickness (ft) | Groundwater Elevation[2] (ft btoc) |
|---|---|---|---|---|---|---|
| MW-51 | 731.20 | 10/19/2020 | ND | 37.18 | 0.00 | 694.02 |
| MW-51 | 731.20 | 10/26/2020 | ND | 37.19 | 0.00 | 694.01 |
| MW-51 | 731.20 | 11/9/2020 | ND | 37.18 | 0.00 | 694.02 |
| MW-51 | 731.20 | 11/18/2020 | ND | 37.27 | 0.00 | 693.93 |
| MW-51 | 731.20 | 11/23/2020 | ND | 37.10 | 0.00 | 694.10 |
| MW-51 | 731.20 | 12/7/2020 | ND | 37.03 | 0.00 | 694.17 |
| MW-51 | 731.20 | 12/21/2020 | ND | 37.08 | 0.00 | 694.12 |
| MW-51 | 731.20 | 12/26/2020 | ND | 37.18 | 0.00 | 694.02 |
| MW-51 | 731.20 | 1/10/2021 | ND | 37.20 | 0.00 | 694.00 |
| MW-51 | 731.20 | 1/19/2021 | ND | 37.19 | 0.00 | 694.01 |
| MW-51 | 731.20 | 1/25/2021 | ND | 37.07 | 0.00 | 694.13 |
| MW-51 | 731.20 | 2/1/2021 | ND | 37.16 | 0.00 | 694.04 |
| MW-51 | 731.20 | 2/8/2021 | ND | 37.51 | 0.00 | 693.69 |
| MW-51 | 731.20 | 2/16/2021 | ND | 37.38 | 0.00 | 693.82 |
| MW-51 | 731.20 | 2/22/2021 | ND | 37.29 | 0.00 | 693.91 |
| MW-51 | 731.20 | 3/4/2021 | ND | 37.22 | 0.00 | 693.98 |
| MW-51 | 731.20 | 3/8/2021 | ND | 37.31 | 0.00 | 693.89 |
| MW-51 | 731.20 | 3/15/2021 | ND | 37.31 | 0.00 | 693.89 |
| MW-51 | 731.20 | 3/22/2021 | ND | 37.30 | 0.00 | 693.90 |
| MW-51 | 731.20 | 4/1/2021 | ND | 37.09 | 0.00 | 694.11 |
| MW-51 | 731.20 | 4/12/2021 | ND | 36.86 | 0.00 | 694.34 |
| MW-51 | 731.20 | 4/9/2021 | ND | 36.85 | 0.00 | 694.35 |
| MW-51 | 731.20 | 4/29/2021 | ND | 36.79 | 0.00 | 694.41 |
| MW-51 | 731.20 | 5/3/2021 | ND | 36.76 | 0.00 | 694.44 |
| MW-51 | 731.20 | 5/10/2021 | ND | 36.96 | 0.00 | 694.24 |
| MW-51 | 731.20 | 5/18/2021 | ND | 37.36 | 0.00 | 693.84 |
| MW-51 | 731.20 | 5/26/2021 | ND | 37.46 | 0.00 | 693.74 |
| MW-51 | 731.20 | 5/31/2021 | ND | 37.78 | 0.00 | 693.42 |
| MW-51 | 731.20 | 6/7/2021 | ND | 37.93 | 0.00 | 693.27 |
| MW-51 | 731.20 | 6/14/2021 | ND | 37.86 | 0.00 | 693.34 |
| MW-51 | 731.20 | 6/21/2021 | ND | 38.07 | 0.00 | 693.13 |
| MW-51 | 731.20 | 7/1/2021 | ND | 38.38 | 0.00 | 692.82 |
| MW-51 | 731.20 | 7/6/2021 | ND | 38.74 | 0.00 | 692.46 |
| MW-51 | 731.20 | 7/14/2021 | ND | 38.87 | 0.00 | 692.33 |
| MW-51 | 731.20 | 7/28/2021 | ND | 39.15 | 0.00 | 692.05 |
| MW-51 | 731.20 | 8/2/2021 | ND | 39.37 | 0.00 | 691.83 |
| MW-51 | 731.20 | 8/16/2021 | ND | 39.58 | 0.00 | 691.62 |
| MW-51 | 731.20 | 8/26/2021 | ND | 39.72 | 0.00 | 691.48 |
| MW-51 | 731.20 | 8/30/2021 | ND | 39.84 | 0.00 | 691.36 |
| MW-51 | 731.20 | 9/14/2021 | ND | 40.10 | 0.00 | 691.10 |
| MW-51 | 731.20 | 9/23/2021 | ND | 40.24 | 0.00 | 690.96 |
| MW-51 | 731.20 | 10/6/2021 | ND | 40.53 | 0.00 | 690.67 |
| MW-51 | 731.20 | 10/12/2021 | ND | 40.73 | 0.00 | 690.47 |
| MW-51 | 731.20 | 10/18/2021 | ND | 40.88 | 0.00 | 690.32 |
| MW-51 | 731.20 | 10/27/2021 | ND | 41.00 | 0.00 | 690.20 |

**Table 3**
**Summary of Monitoring Well Gauging Data**

Colonial Pipeline Company
2020-L1-SR2448
Huntersville, North Carolina

| Well ID | Top Of Casing Elevation[1] | Date | Depth to Free Product (ft btoc) | Depth to Groundwater (ft btoc) | Free Product Thickness (ft) | Groundwater Elevation[2] (ft btoc) |
|---|---|---|---|---|---|---|
| MW-51 | 731.20 | 11/1/2021 | ND | 41.17 | 0.00 | 690.03 |
| MW-51 | 731.20 | 11/22/2021 | ND | 41.50 | 0.00 | 689.70 |
| MW-51 | 731.20 | 11/30/2021 | ND | 41.70 | 0.00 | 689.50 |
| MW-51 | 731.20 | 12/6/2021 | ND | 41.75 | 0.00 | 689.45 |
| MW-51 | 731.20 | 12/13/2021 | ND | 41.96 | 0.00 | 689.24 |
| MW-51 | 731.20 | 12/20/2021 | ND | 42.05 | 0.00 | 689.15 |
| MW-51 | 731.20 | 12/28/2021 | ND | 42.08 | 0.00 | 689.12 |
| MW-51 | 731.20 | 1/4/2022 | ND | 42.38 | 0.00 | 688.82 |
| MW-51 | 731.20 | 1/10/2022 | ND | 42.99 | 0.00 | 688.21 |
| MW-52 | 722.94 | 10/3/2020 | ND | 33.48 | 0.00 | 689.46 |
| MW-52 | 722.94 | 10/19/2020 | ND | 33.56 | 0.00 | 689.38 |
| MW-52 | 722.94 | 10/21/2020 | ND | 35.56 | 0.00 | 687.38 |
| MW-52 | 722.94 | 10/26/2020 | ND | 33.60 | 0.00 | 689.34 |
| MW-52 | 722.94 | 11/9/2020 | ND | 33.52 | 0.00 | 689.42 |
| MW-52 | 722.94 | 11/18/2020 | ND | 33.59 | 0.00 | 689.35 |
| MW-52 | 722.94 | 11/23/2020 | ND | 33.51 | 0.00 | 689.43 |
| MW-52 | 722.94 | 12/7/2020 | ND | 33.36 | 0.00 | 689.58 |
| MW-52 | 722.94 | 12/21/2020 | ND | 33.54 | 0.00 | 689.40 |
| MW-52 | 722.94 | 12/26/2020 | ND | 33.49 | 0.00 | 689.45 |
| MW-52 | 722.94 | 1/10/2021 | ND | 33.58 | 0.00 | 689.36 |
| MW-52 | 722.94 | 1/19/2021 | ND | 33.89 | 0.00 | 689.05 |
| MW-52 | 722.94 | 1/25/2021 | ND | 33.83 | 0.00 | 689.11 |
| MW-52 | 722.94 | 2/1/2021 | ND | 33.72 | 0.00 | 689.22 |
| MW-52 | 722.94 | 2/8/2021 | ND | 34.31 | 0.00 | 688.63 |
| MW-52 | 722.94 | 2/16/2021 | ND | 33.91 | 0.00 | 689.03 |
| MW-52 | 722.94 | 2/22/2021 | ND | 33.83 | 0.00 | 689.11 |
| MW-52 | 722.94 | 3/4/2021 | ND | 33.44 | 0.00 | 689.50 |
| MW-52 | 722.94 | 3/8/2021 | ND | 33.78 | 0.00 | 689.16 |
| MW-52 | 722.94 | 3/15/2021 | ND | 33.78 | 0.00 | 689.16 |
| MW-52 | 722.94 | 3/22/2021 | ND | 33.66 | 0.00 | 689.28 |
| MW-52 | 722.94 | 4/1/2021 | ND | 33.34 | 0.00 | 689.60 |
| MW-52 | 722.94 | 4/12/2021 | ND | 24.45 | 0.00 | 698.49 |
| MW-52 | 722.94 | 4/19/2021 | ND | 33.47 | 0.00 | 689.47 |
| MW-52 | 722.94 | 4/29/2021 | ND | 33.14 | 0.00 | 689.80 |
| MW-52 | 722.94 | 5/3/2021 | ND | 33.39 | 0.00 | 689.55 |
| MW-52 | 722.94 | 5/10/2021 | ND | 33.30 | 0.00 | 689.64 |
| MW-52 | 722.94 | 5/18/2021 | ND | 33.18 | 0.00 | 689.76 |
| MW-52 | 722.94 | 5/26/2021 | ND | 33.05 | 0.00 | 689.89 |
| MW-52 | 722.94 | 5/31/2021 | ND | 33.24 | 0.00 | 689.70 |
| MW-52 | 722.94 | 6/7/2021 | ND | 33.40 | 0.00 | 689.54 |
| MW-52 | 722.94 | 6/14/2021 | ND | 33.55 | 0.00 | 689.39 |
| MW-52 | 722.94 | 6/21/2021 | ND | 33.73 | 0.00 | 689.21 |
| MW-52 | 722.94 | 7/1/2021 | ND | 33.61 | 0.00 | 689.33 |
| MW-52 | 722.94 | 7/6/2021 | ND | 34.22 | 0.00 | 688.72 |
| MW-52 | 722.94 | 7/14/2021 | ND | 34.03 | 0.00 | 688.91 |

**Table 3**
**Summary of Monitoring Well Gauging Data**

Colonial Pipeline Company
2020-L1-SR2448
Huntersville, North Carolina

| Well ID | Top Of Casing Elevation[1] | Date | Depth to Free Product (ft btoc) | Depth to Groundwater (ft btoc) | Free Product Thickness (ft) | Groundwater Elevation[2] (ft btoc) |
|---|---|---|---|---|---|---|
| MW-52 | 722.94 | 7/28/2021 | ND | 34.84 | 0.00 | 688.10 |
| MW-52 | 722.94 | 8/2/2021 | ND | 35.10 | 0.00 | 687.84 |
| MW-52 | 722.94 | 8/16/2021 | ND | 35.39 | 0.00 | 687.55 |
| MW-52 | 722.94 | 8/26/2021 | ND | 35.30 | 0.00 | 687.64 |
| MW-52 | 722.94 | 8/30/2021 | ND | 35.74 | 0.00 | 687.20 |
| MW-52 | 722.94 | 9/14/2021 | ND | 36.21 | 0.00 | 686.73 |
| MW-52 | 722.94 | 9/23/2021 | ND | 36.10 | 0.00 | 686.84 |
| MW-52 | 722.94 | 10/6/2021 | ND | 36.70 | 0.00 | 686.24 |
| MW-52 | 722.94 | 10/12/2021 | ND | 36.88 | 0.00 | 686.06 |
| MW-52 | 722.94 | 10/18/2021 | ND | 37.03 | 0.00 | 685.91 |
| MW-52 | 722.94 | 10/27/2021 | ND | 36.85 | 0.00 | 686.09 |
| MW-52 | 722.94 | 11/1/2021 | ND | 37.07 | 0.00 | 685.87 |
| MW-52 | 722.94 | 11/22/2021 | ND | 37.40 | 0.00 | 685.54 |
| MW-52 | 722.94 | 11/30/2021 | ND | 37.66 | 0.00 | 685.28 |
| MW-52 | 722.94 | 12/6/2021 | ND | 37.80 | 0.00 | 685.14 |
| MW-52 | 722.94 | 12/13/2021 | ND | 37.93 | 0.00 | 685.01 |
| MW-52 | 722.94 | 12/20/2021 | ND | 38.30 | 0.00 | 684.64 |
| MW-52 | 722.94 | 12/28/2021 | ND | 38.28 | 0.00 | 684.66 |
| MW-52 | 722.94 | 1/4/2022 | ND | 38.79 | 0.00 | 684.15 |
| MW-52 | 722.94 | 1/10/2022 | ND | 39.09 | 0.00 | 683.85 |
| MW-53 | 707.49 | 10/3/2020 | ND | 29.76 | 0.00 | 677.73 |
| MW-53 | 707.49 | 10/19/2020 | ND | 25.59 | 0.00 | 681.90 |
| MW-53 | 707.49 | 10/26/2020 | ND | 25.51 | 0.00 | 681.98 |
| MW-53 | 707.49 | 11/9/2020 | ND | 25.40 | 0.00 | 682.09 |
| MW-53 | 707.49 | 11/18/2020 | ND | 25.20 | 0.00 | 682.29 |
| MW-53 | 707.49 | 11/23/2020 | ND | 25.07 | 0.00 | 682.42 |
| MW-53 | 707.49 | 12/7/2020 | ND | 24.86 | 0.00 | 682.63 |
| MW-53 | 707.49 | 12/21/2020 | ND | 24.78 | 0.00 | 682.71 |
| MW-53 | 707.49 | 12/26/2020 | ND | 27.74 | 0.00 | 679.75 |
| MW-53 | 707.49 | 1/10/2021 | ND | 24.70 | 0.00 | 682.79 |
| MW-53 | 707.49 | 1/19/2021 | ND | 25.10 | 0.00 | 682.39 |
| MW-53 | 707.49 | 1/25/2021 | ND | 25.27 | 0.00 | 682.22 |
| MW-53 | 707.49 | 2/1/2021 | ND | 25.20 | 0.00 | 682.29 |
| MW-53 | 707.49 | 2/8/2021 | ND | 25.36 | 0.00 | 682.13 |
| MW-53 | 707.49 | 2/16/2021 | ND | 24.86 | 0.00 | 682.63 |
| MW-53 | 707.49 | 2/22/2021 | ND | 24.32 | 0.00 | 683.17 |
| MW-53 | 707.49 | 3/4/2021 | ND | 24.14 | 0.00 | 683.35 |
| MW-53 | 707.49 | 3/8/2021 | ND | 24.48 | 0.00 | 683.01 |
| MW-53 | 707.49 | 3/15/2021 | ND | 24.56 | 0.00 | 682.93 |
| MW-53 | 707.49 | 3/22/2021 | ND | 24.38 | 0.00 | 683.11 |
| MW-53 | 707.49 | 4/1/2021 | ND | 23.79 | 0.00 | 683.70 |
| MW-53 | 707.49 | 4/12/2021 | ND | 24.26 | 0.00 | 683.23 |
| MW-53 | 707.49 | 4/19/2021 | ND | 24.64 | 0.00 | 682.85 |
| MW-53 | 707.49 | 4/29/2021 | ND | 24.90 | 0.00 | 682.59 |
| MW-53 | 707.49 | 5/3/2021 | ND | 24.96 | 0.00 | 682.53 |

**Table 3**
**Summary of Monitoring Well Gauging Data**

Colonial Pipeline Company
2020-L1-SR2448
Huntersville, North Carolina

| Well ID | Top Of Casing Elevation[1] | Date | Depth to Free Product (ft btoc) | Depth to Groundwater (ft btoc) | Free Product Thickness (ft) | Groundwater Elevation[2] (ft btoc) |
|---|---|---|---|---|---|---|
| MW-53 | 707.49 | 5/10/2021 | ND | 25.18 | 0.00 | 682.31 |
| MW-53 | 707.49 | 5/18/2021 | ND | 25.42 | 0.00 | 682.07 |
| MW-53 | 707.49 | 5/26/2021 | ND | 25.55 | 0.00 | 681.94 |
| MW-53 | 707.49 | 5/31/2021 | ND | 25.86 | 0.00 | 681.63 |
| MW-53 | 707.49 | 6/7/2021 | ND | 26.16 | 0.00 | 681.33 |
| MW-53 | 707.49 | 6/14/2021 | ND | 26.26 | 0.00 | 681.23 |
| MW-53 | 707.49 | 6/21/2021 | ND | 26.44 | 0.00 | 681.05 |
| MW-53 | 707.49 | 7/1/2021 | ND | 27.59 | 0.00 | 679.90 |
| MW-53 | 707.49 | 7/6/2021 | ND | 26.83 | 0.00 | 680.66 |
| MW-53 | 707.49 | 7/14/2021 | ND | 26.90 | 0.00 | 680.59 |
| MW-53 | 707.49 | 7/28/2021 | ND | 27.43 | 0.00 | 680.06 |
| MW-53 | 707.49 | 8/2/2021 | ND | 27.75 | 0.00 | 679.74 |
| MW-53 | 707.49 | 8/16/2021 | ND | 28.38 | 0.00 | 679.11 |
| MW-53 | 707.49 | 8/26/2021 | ND | 28.84 | 0.00 | 678.65 |
| MW-53 | 707.49 | 8/30/2021 | ND | 29.23 | 0.00 | 678.26 |
| MW-53 | 707.49 | 9/14/2021 | ND | 30.02 | 0.00 | 677.47 |
| MW-53 | 707.49 | 9/23/2021 | ND | 30.30 | 0.00 | 677.19 |
| MW-53 | 707.49 | 10/6/2021 | ND | 31.31 | 0.00 | 676.18 |
| MW-53 | 707.49 | 10/12/2021 | ND | 31.60 | 0.00 | 675.89 |
| MW-53 | 707.49 | 10/18/2021 | ND | 31.93 | 0.00 | 675.56 |
| MW-53 | 707.49 | 10/27/2021 | ND | 32.07 | 0.00 | 675.42 |
| MW-53 | 707.49 | 11/1/2021 | ND | 32.25 | 0.00 | 675.24 |
| MW-53 | 707.49 | 11/22/2021 | ND | 34.04 | 0.00 | 673.45 |
| MW-53 | 707.49 | 11/30/2021 | ND | 34.23 | 0.00 | 673.26 |
| MW-53 | 707.49 | 12/6/2021 | ND | 34.65 | 0.00 | 672.84 |
| MW-53 | 707.49 | 12/13/2021 | ND | 34.90 | 0.00 | 672.59 |
| MW-53 | 707.49 | 12/20/2021 | ND | 35.16 | 0.00 | 672.33 |
| MW-53 | 707.49 | 12/28/2021 | ND | 34.69 | 0.00 | 672.80 |
| MW-53 | 707.49 | 1/4/2022 | ND | 35.33 | 0.00 | 672.16 |
| MW-53 | 707.49 | 1/10/2022 | ND | 35.50 | 0.00 | 671.99 |
| MW-54 | 707.97 | 10/3/2020 | ND | 25.60 | 0.00 | 682.37 |
| MW-54 | 707.97 | 10/19/2020 | ND | 25.41 | 0.00 | 682.56 |
| MW-54 | 707.97 | 10/26/2020 | ND | 25.35 | 0.00 | 682.62 |
| MW-54 | 707.97 | 11/9/2020 | ND | 25.26 | 0.00 | 682.71 |
| MW-54 | 707.97 | 11/18/2020 | ND | 25.16 | 0.00 | 682.81 |
| MW-54 | 707.97 | 11/23/2020 | ND | 25.06 | 0.00 | 682.91 |
| MW-54 | 707.97 | 12/7/2020 | ND | 24.79 | 0.00 | 683.18 |
| MW-54 | 707.97 | 12/21/2020 | ND | 24.74 | 0.00 | 683.23 |
| MW-54 | 707.97 | 12/26/2020 | ND | 24.74 | 0.00 | 683.23 |
| MW-54 | 707.97 | 1/10/2021 | ND | 24.61 | 0.00 | 683.36 |
| MW-54 | 707.97 | 1/19/2021 | ND | 24.96 | 0.00 | 683.01 |
| MW-54 | 707.97 | 1/25/2021 | ND | 25.08 | 0.00 | 682.89 |
| MW-54 | 707.97 | 2/1/2021 | ND | 25.08 | 0.00 | 682.89 |
| MW-54 | 707.97 | 2/8/2021 | ND | 25.27 | 0.00 | 682.70 |
| MW-54 | 707.97 | 2/16/2021 | ND | 24.82 | 0.00 | 683.15 |

**Table 3**
**Summary of Monitoring Well Gauging Data**

Colonial Pipeline Company
2020-L1-SR2448
Huntersville, North Carolina

| Well ID | Top Of Casing Elevation[1] | Date | Depth to Free Product (ft btoc) | Depth to Groundwater (ft btoc) | Free Product Thickness (ft) | Groundwater Elevation[2] (ft btoc) |
|---|---|---|---|---|---|---|
| MW-54 | 707.97 | 2/22/2021 | ND | 24.41 | 0.00 | 683.56 |
| MW-54 | 707.97 | 3/4/2021 | ND | 24.07 | 0.00 | 683.90 |
| MW-54 | 707.97 | 3/8/2021 | ND | 24.43 | 0.00 | 683.54 |
| MW-54 | 707.97 | 3/15/2021 | ND | 24.45 | 0.00 | 683.52 |
| MW-54 | 707.97 | 3/22/2021 | ND | 24.61 | 0.00 | 683.36 |
| MW-54 | 707.97 | 4/1/2021 | ND | 24.01 | 0.00 | 683.96 |
| MW-54 | 707.97 | 4/12/2021 | ND | 24.34 | 0.00 | 683.63 |
| MW-54 | 707.97 | 4/19/2021 | ND | 24.71 | 0.00 | 683.26 |
| MW-54 | 707.97 | 4/29/2021 | ND | 24.86 | 0.00 | 683.11 |
| MW-54 | 707.97 | 5/3/2021 | ND | 24.82 | 0.00 | 683.15 |
| MW-54 | 707.97 | 5/10/2021 | ND | 25.20 | 0.00 | 682.77 |
| MW-54 | 707.97 | 5/18/2021 | ND | 25.53 | 0.00 | 682.44 |
| MW-54 | 707.97 | 5/26/2021 | ND | 25.56 | 0.00 | 682.41 |
| MW-54 | 707.97 | 5/31/2021 | ND | 25.93 | 0.00 | 682.04 |
| MW-54 | 707.97 | 6/7/2021 | ND | 26.27 | 0.00 | 681.70 |
| MW-54 | 707.97 | 6/14/2021 | ND | 26.33 | 0.00 | 681.64 |
| MW-54 | 707.97 | 6/21/2021 | ND | 26.52 | 0.00 | 681.45 |
| MW-54 | 707.97 | 7/1/2021 | ND | 26.63 | 0.00 | 681.34 |
| MW-54 | 707.97 | 7/6/2021 | ND | 26.91 | 0.00 | 681.06 |
| MW-54 | 707.97 | 7/14/2021 | ND | 26.92 | 0.00 | 681.05 |
| MW-54 | 707.97 | 7/28/2021 | ND | 27.55 | 0.00 | 680.42 |
| MW-54 | 707.97 | 8/2/2021 | ND | 28.01 | 0.00 | 679.96 |
| MW-54 | 707.97 | 8/16/2021 | 28.64 | 28.84 | 0.20 | 679.28 |
| MW-54 | 707.97 | 8/26/2021 | 29.00 | 29.28 | 0.28 | 678.90 |
| MW-54 | 707.97 | 8/30/2021 | 29.63 | 30.10 | 0.47 | 678.21 |
| MW-54 | 707.97 | 9/16/2021 | 30.54 | 31.08 | 0.54 | 677.29 |
| MW-54 | 707.97 | 9/23/2021 | 30.91 | 31.63 | 0.72 | 676.87 |
| MW-54 | 707.97 | 10/6/2021 | ARP | ARP | ARP | ARP |
| MW-54 | 707.97 | 10/12/2021 | ARP | ARP | ARP | ARP |
| MW-54 | 707.97 | 10/18/2021 | ARP | ARP | ARP | ARP |
| MW-54 | 707.97 | 10/27/2021 | 32.64 | 34.26 | 1.62 | 674.90 |
| MW-54 | 707.97 | 11/1/2021 | ARP | ARP | ARP | ARP |
| MW-54 | 708.50 | 11/30/2021 | 34.95 | 35.05 | 0.10 | 673.53 |
| MW-54 | 708.50 | 12/6/2021 | ARP | ARP | ARP | ARP |
| MW-54 | 708.50 | 12/13/2021 | ARP | ARP | ARP | ARP |
| MW-54 | 708.50 | 12/20/2021 | ARP | ARP | ARP | ARP |
| MW-54 | 708.50 | 12/28/2021 | 35.65 | 35.74 | 0.09 | 672.83 |
| MW-54 | 708.50 | 1/4/2022 | ARP | ARP | ARP | ARP |
| MW-54 | 708.50 | 1/10/2022 | ARP | ARP | ARP | ARP |
| MW-55 | 745.50 | 10/3/2020 | ND | 55.30 | 0.00 | 690.20 |
| MW-55 | 745.50 | 10/19/2020 | ND | 53.23 | 0.00 | 692.27 |
| MW-55 | 745.50 | 10/26/2020 | ND | 53.20 | 0.00 | 692.30 |
| MW-55 | 745.50 | 11/9/2020 | ND | 53.28 | 0.00 | 692.22 |
| MW-55 | 745.50 | 11/18/2020 | ND | 53.63 | 0.00 | 691.87 |
| MW-55 | 745.50 | 11/23/2020 | ND | 53.29 | 0.00 | 692.21 |

**Table 3**
**Summary of Monitoring Well Gauging Data**

Colonial Pipeline Company
2020-L1-SR2448
Huntersville, North Carolina

| Well ID | Top Of Casing Elevation[1] | Date | Depth to Free Product (ft btoc) | Depth to Groundwater (ft btoc) | Free Product Thickness (ft) | Groundwater Elevation[2] (ft btoc) |
|---|---|---|---|---|---|---|
| MW-55 | 745.50 | 12/7/2020 | ARP | ARP | ARP | ARP |
| MW-55 | 745.50 | 12/21/2020 | ARP | ARP | ARP | ARP |
| MW-55 | 745.50 | 12/26/2020 | 51.17 | 53.54 | 2.37 | 693.70 |
| MW-55 | 745.50 | 1/10/2021 | ARP | ARP | ARP | ARP |
| MW-55 | 745.50 | 1/19/2021 | ARP | ARP | ARP | ARP |
| MW-55 | 745.50 | 1/25/2021 | ARP | ARP | ARP | ARP |
| MW-55 | 745.50 | 2/1/2021 | 51.41 | 54.29 | 2.88 | 693.32 |
| MW-55 | 745.50 | 2/8/2021 | ARP | ARP | ARP | ARP |
| MW-55 | 745.50 | 2/16/2021 | ARP | ARP | ARP | ARP |
| MW-55 | 745.50 | 2/22/2021 | ARP | ARP | ARP | ARP |
| MW-55 | 743.95 | 3/4/2021 | 51.43 | 54.04 | 2.61 | 691.82 |
| MW-55 | 743.95 | 3/15/2021 | ARP | ARP | ARP | ARP |
| MW-55 | 743.95 | 3/22/2021 | ARP | ARP | ARP | ARP |
| MW-55 | 743.95 | 4/1/2021 | 51.71 | 54.01 | 2.30 | 691.63 |
| MW-55 | 743.95 | 4/12/2021 | ARP | ARP | ARP | ARP |
| MW-55 | 743.95 | 4/19/2021 | ARP | ARP | ARP | ARP |
| MW-55 | 743.95 | 4/29/2021 | 51.91 | 53.36 | 1.45 | 691.65 |
| MW-55 | 743.95 | 5/3/2021 | ARP | ARP | ARP | ARP |
| MW-55 | 743.95 | 5/10/2021 | ARP | ARP | ARP | ARP |
| MW-55 | 743.95 | 5/18/2021 | ARP | ARP | ARP | ARP |
| MW-55 | 743.95 | 5/26/2021 | 51.85 | 53.64 | 1.79 | 691.62 |
| MW-55 | 743.95 | 5/31/2021 | ARP | ARP | ARP | ARP |
| MW-55 | 743.95 | 6/7/2021 | ARP | ARP | ARP | ARP |
| MW-55 | 743.95 | 6/14/2021 | ARP | ARP | ARP | ARP |
| MW-55 | 743.95 | 6/21/2021 | ARP | ARP | ARP | ARP |
| MW-55 | 743.95 | 7/1/2021 | 52.77 | 52.93 | 0.16 | 691.14 |
| MW-55 | 743.95 | 7/6/2021 | ARP | ARP | ARP | ARP |
| MW-55 | 743.95 | 7/14/2021 | 52.88 | 53.02 | 0.14 | 691.03 |
| MW-55 | 743.95 | 7/28/2021 | 53.12 | 53.29 | 0.17 | 690.78 |
| MW-55 | 743.95 | 8/16/2021 | ARP | ARP | ARP | ARP |
| MW-55 | 743.95 | 8/26/2021 | 53.63 | 53.85 | 0.22 | 690.26 |
| MW-55 | 743.95 | 8/30/2021 | ARP | ARP | ARP | ARP |
| MW-55 | 743.95 | 9/16/2021 | 54.03 | 54.52 | 0.49 | 689.79 |
| MW-55 | 743.95 | 9/23/2021 | 54.21 | 54.72 | 0.51 | 689.60 |
| MW-55 | 743.95 | 10/6/2021 | ARP | ARP | ARP | ARP |
| MW-55 | 743.95 | 10/12/2021 | ARP | ARP | ARP | ARP |
| MW-55 | 743.95 | 10/18/2021 | ARP | ARP | ARP | ARP |
| MW-55 | 743.95 | 10/27/2021 | 54.97 | 55.48 | 0.51 | 688.84 |
| MW-55 | 743.95 | 11/1/2021 | ARP | ARP | ARP | ARP |
| MW-55 | 743.95 | 11/30/2021 | 55.90 | 56.52 | 0.62 | 687.88 |
| MW-55 | 743.95 | 12/6/2021 | ARP | ARP | ARP | ARP |
| MW-55 | 743.95 | 12/13/2021 | ARP | ARP | ARP | ARP |
| MW-55 | 743.95 | 12/20/2021 | ARP | ARP | ARP | ARP |
| MW-55 | 743.95 | 12/28/2021 | 56.57 | 56.90 | 0.33 | 687.29 |
| MW-55 | 743.95 | 1/4/2022 | ARP | ARP | ARP | ARP |

**Table 3**
**Summary of Monitoring Well Gauging Data**

Colonial Pipeline Company
2020-L1-SR2448
Huntersville, North Carolina

| Well ID | Top Of Casing Elevation[1] | Date | Depth to Free Product (ft btoc) | Depth to Groundwater (ft btoc) | Free Product Thickness (ft) | Groundwater Elevation[2] (ft btoc) |
|---|---|---|---|---|---|---|
| MW-55 | 743.95 | 1/10/2022 | ARP | ARP | ARP | ARP |
| MW-56 | 681.53 | 10/3/2020 | ND | 12.27 | 0.00 | 669.26 |
| MW-56 | 681.53 | 10/19/2020 | ND | 11.86 | 0.00 | 669.67 |
| MW-56 | 681.53 | 10/26/2020 | ND | 11.76 | 0.00 | 669.77 |
| MW-56 | 681.53 | 11/9/2020 | ND | 11.36 | 0.00 | 670.17 |
| MW-56 | 681.53 | 11/18/2020 | ND | 11.11 | 0.00 | 670.42 |
| MW-56 | 681.53 | 11/23/2020 | ND | 10.95 | 0.00 | 670.58 |
| MW-56 | 681.53 | 12/7/2020 | ND | 10.49 | 0.00 | 671.04 |
| MW-56 | 681.53 | 12/21/2020 | ND | 10.16 | 0.00 | 671.37 |
| MW-56 | 681.53 | 12/26/2020 | ND | 10.30 | 0.00 | 671.23 |
| MW-56 | 681.53 | 1/10/2021 | ND | 10.04 | 0.00 | 671.49 |
| MW-56 | 681.53 | 1/19/2021 | ND | 10.03 | 0.00 | 671.50 |
| MW-56 | 681.53 | 1/25/2021 | ND | 9.82 | 0.00 | 671.71 |
| MW-56 | 681.53 | 2/1/2021 | ND | 9.33 | 0.00 | 672.20 |
| MW-56 | 681.53 | 2/8/2021 | ND | 9.68 | 0.00 | 671.85 |
| MW-56 | 681.53 | 2/16/2021 | ND | 8.94 | 0.00 | 672.59 |
| MW-56 | 681.53 | 2/22/2021 | ND | 5.72 | 0.00 | 675.81 |
| MW-56 | 681.53 | 3/4/2021 | ND | 8.62 | 0.00 | 672.91 |
| MW-56 | 681.53 | 3/8/2021 | ND | 8.99 | 0.00 | 672.54 |
| MW-56 | 681.53 | 3/15/2021 | ND | 9.04 | 0.00 | 672.49 |
| MW-56 | 681.53 | 3/22/2021 | ND | 8.61 | 0.00 | 672.92 |
| MW-56 | 681.53 | 4/1/2021 | ND | 8.19 | 0.00 | 673.34 |
| MW-56 | 681.53 | 4/12/2021 | ND | 8.28 | 0.00 | 673.25 |
| MW-56 | 681.53 | 4/19/2021 | ND | 8.58 | 0.00 | 672.95 |
| MW-56 | 681.53 | 4/29/2021 | ND | 8.88 | 0.00 | 672.65 |
| MW-56 | 681.53 | 5/3/2021 | ND | 8.99 | 0.00 | 672.54 |
| MW-56 | 681.53 | 5/10/2021 | ND | 9.28 | 0.00 | 672.25 |
| MW-56 | 681.53 | 5/18/2021 | ND | 9.64 | 0.00 | 671.89 |
| MW-56 | 681.53 | 5/26/2021 | ND | 10.04 | 0.00 | 671.49 |
| MW-56 | 681.53 | 5/31/2021 | ND | 10.45 | 0.00 | 671.08 |
| MW-56 | 681.53 | 6/7/2021 | ND | 10.65 | 0.00 | 670.88 |
| MW-56 | 681.53 | 6/14/2021 | ND | 10.54 | 0.00 | 670.99 |
| MW-56 | 681.53 | 6/21/2021 | ND | 10.74 | 0.00 | 670.79 |
| MW-56 | 681.53 | 7/1/2021 | ND | 11.53 | 0.00 | 670.00 |
| MW-56 | 681.53 | 7/6/2021 | ND | 11.29 | 0.00 | 670.24 |
| MW-56 | 681.53 | 7/14/2021 | ND | 11.53 | 0.00 | 670.00 |
| MW-56 | 681.53 | 7/28/2021 | ND | 11.43 | 0.00 | 670.10 |
| MW-56 | 681.53 | 8/2/2021 | ND | 11.70 | 0.00 | 669.83 |
| MW-56 | 681.53 | 8/16/2021 | ND | 12.23 | 0.00 | 669.30 |
| MW-56 | 681.53 | 8/26/2021 | ND | 12.34 | 0.00 | 669.19 |
| MW-56 | 681.53 | 8/30/2021 | ND | 12.45 | 0.00 | 669.08 |
| MW-56 | 681.53 | 9/14/2021 | ND | 13.15 | 0.00 | 668.38 |
| MW-56 | 681.53 | 9/23/2021 | ND | 13.26 | 0.00 | 668.27 |
| MW-56 | 681.53 | 10/6/2021 | ND | 13.70 | 0.00 | 667.83 |
| MW-56 | 681.53 | 10/12/2021 | ND | 13.63 | 0.00 | 667.90 |

**Table 3**
**Summary of Monitoring Well Gauging Data**

Colonial Pipeline Company
2020-L1-SR2448
Huntersville, North Carolina

| Well ID | Top Of Casing Elevation[1] | Date | Depth to Free Product (ft btoc) | Depth to Groundwater (ft btoc) | Free Product Thickness (ft) | Groundwater Elevation[2] (ft btoc) |
|---|---|---|---|---|---|---|
| MW-56 | 681.53 | 10/18/2021 | ND | 13.88 | 0.00 | 667.65 |
| MW-56 | 681.53 | 10/27/2021 | ND | 14.06 | 0.00 | 667.47 |
| MW-56 | 681.53 | 11/1/2021 | ND | 14.11 | 0.00 | 667.42 |
| MW-56 | 681.53 | 11/15/2021 | ND | 14.12 | 0.00 | 667.41 |
| MW-56 | 681.53 | 11/22/2021 | ND | 13.95 | 0.00 | 667.58 |
| MW-56 | 681.53 | 11/30/2021 | ND | 14.00 | 0.00 | 667.53 |
| MW-56 | 681.53 | 12/6/2021 | ND | 13.97 | 0.00 | 667.56 |
| MW-56 | 681.53 | 12/13/2021 | ND | 13.98 | 0.00 | 667.55 |
| MW-56 | 681.53 | 12/20/2021 | ND | 14.01 | 0.00 | 667.52 |
| MW-56 | 681.53 | 12/28/2021 | ND | 13.91 | 0.00 | 667.62 |
| MW-56 | 681.53 | 1/4/2022 | ND | 13.75 | 0.00 | 667.78 |
| MW-56 | 681.53 | 1/10/2022 | ND | 13.56 | 0.00 | 667.97 |
| MW-57 | 687.07 | 10/3/2020 | ND | 13.71 | 0.00 | 673.36 |
| MW-57 | 687.07 | 10/19/2020 | ND | 13.11 | 0.00 | 673.96 |
| MW-57 | 687.07 | 10/26/2020 | ND | 13.05 | 0.00 | 674.02 |
| MW-57 | 687.07 | 11/9/2020 | ND | 12.20 | 0.00 | 674.87 |
| MW-57 | 687.07 | 11/18/2020 | ND | 12.25 | 0.00 | 674.82 |
| MW-57 | 687.07 | 11/23/2020 | ND | 12.19 | 0.00 | 674.88 |
| MW-57 | 687.07 | 12/7/2020 | ND | 11.64 | 0.00 | 675.43 |
| MW-57 | 687.07 | 12/21/2020 | ND | 11.26 | 0.00 | 675.81 |
| MW-57 | 687.07 | 12/26/2020 | ND | 11.20 | 0.00 | 675.87 |
| MW-57 | 687.07 | 1/10/2021 | ND | 10.91 | 0.00 | 676.16 |
| MW-57 | 687.07 | 1/19/2021 | ND | 10.96 | 0.00 | 676.11 |
| MW-57 | 687.07 | 1/25/2021 | ND | 10.83 | 0.00 | 676.24 |
| MW-57 | 687.07 | 2/1/2021 | ND | 10.21 | 0.00 | 676.86 |
| MW-57 | 687.07 | 2/8/2021 | ND | 10.32 | 0.00 | 676.75 |
| MW-57 | 687.07 | 2/16/2021 | ND | 9.53 | 0.00 | 677.54 |
| MW-57 | 687.07 | 2/22/2021 | ND | 6.29 | 0.00 | 680.78 |
| MW-57 | 687.07 | 3/4/2021 | ND | 9.12 | 0.00 | 677.95 |
| MW-57 | 687.07 | 3/8/2021 | ND | 9.46 | 0.00 | 677.61 |
| MW-57 | 687.07 | 3/15/2021 | ND | 9.49 | 0.00 | 677.58 |
| MW-57 | 687.07 | 3/22/2021 | NM | NM | NM | NM |
| MW-57 | 687.07 | 4/1/2021 | ND | 8.09 | 0.00 | 678.98 |
| MW-57 | 687.07 | 4/12/2021 | ND | 8.25 | 0.00 | 678.82 |
| MW-57 | 687.07 | 4/19/2021 | ND | 8.52 | 0.00 | 678.55 |
| MW-57 | 687.07 | 4/29/2021 | ND | 8.84 | 0.00 | 678.23 |
| MW-57 | 687.07 | 5/3/2021 | ND | 8.98 | 0.00 | 678.09 |
| MW-57 | 687.07 | 5/10/2021 | ND | 9.31 | 0.00 | 677.76 |
| MW-57 | 687.07 | 5/18/2021 | ND | 10.73 | 0.00 | 676.34 |
| MW-57 | 687.07 | 5/26/2021 | ND | 10.24 | 0.00 | 676.83 |
| MW-57 | 687.07 | 5/31/2021 | ND | 10.66 | 0.00 | 676.41 |
| MW-57 | 687.07 | 6/7/2021 | ND | 10.97 | 0.00 | 676.10 |
| MW-57 | 687.07 | 6/14/2021 | ND | 10.95 | 0.00 | 676.12 |
| MW-57 | 687.07 | 6/21/2021 | ND | 11.26 | 0.00 | 675.81 |
| MW-57 | 687.07 | 7/1/2021 | ND | 11.64 | 0.00 | 675.43 |

**Table 3**
**Summary of Monitoring Well Gauging Data**

Colonial Pipeline Company
2020-L1-SR2448
Huntersville, North Carolina

| Well ID | Top Of Casing Elevation[1] | Date | Depth to Free Product (ft btoc) | Depth to Groundwater (ft btoc) | Free Product Thickness (ft) | Groundwater Elevation[2] (ft btoc) |
|---|---|---|---|---|---|---|
| MW-57 | 687.07 | 7/6/2021 | ND | 11.93 | 0.00 | 675.14 |
| MW-57 | 687.07 | 7/14/2021 | ND | 12.27 | 0.00 | 674.80 |
| MW-57 | 687.07 | 7/28/2021 | ND | 12.31 | 0.00 | 674.76 |
| MW-57 | 687.07 | 8/2/2021 | ND | 12.59 | 0.00 | 674.48 |
| MW-57 | 687.07 | 8/16/2021 | ND | 13.25 | 0.00 | 673.82 |
| MW-57 | 687.07 | 8/26/2021 | ND | 13.45 | 0.00 | 673.62 |
| MW-57 | 687.07 | 8/30/2021 | ND | 13.63 | 0.00 | 673.44 |
| MW-57 | 687.07 | 9/14/2021 | ND | 14.44 | 0.00 | 672.63 |
| MW-57 | 687.07 | 9/23/2021 | ND | 14.67 | 0.00 | 672.40 |
| MW-57 | 687.07 | 10/6/2021 | ND | 15.20 | 0.00 | 671.87 |
| MW-57 | 687.07 | 10/12/2021 | ND | 15.21 | 0.00 | 671.86 |
| MW-57 | 687.07 | 10/18/2021 | ND | 15.48 | 0.00 | 671.59 |
| MW-57 | 687.07 | 10/27/2021 | ND | 15.76 | 0.00 | 671.31 |
| MW-57 | 687.07 | 11/1/2021 | ND | 15.81 | 0.00 | 671.26 |
| MW-57 | 687.07 | 11/15/2021 | ND | 15.97 | 0.00 | 671.10 |
| MW-57 | 687.07 | 11/22/2021 | ND | 15.93 | 0.00 | 671.14 |
| MW-57 | 687.07 | 11/30/2021 | ND | 16.04 | 0.00 | 671.03 |
| MW-57 | 687.18 | 12/6/2021 | ND | 15.99 | 0.00 | 671.19 |
| MW-57 | 687.18 | 12/13/2021 | ND | 16.12 | 0.00 | 671.06 |
| MW-57 | 687.18 | 12/20/2021 | ND | 16.19 | 0.00 | 670.99 |
| MW-57 | 687.18 | 12/28/2021 | ND | 16.19 | 0.00 | 670.99 |
| MW-57 | 687.18 | 1/4/2022 | ND | 16.05 | 0.00 | 671.13 |
| MW-57 | 687.18 | 1/10/2022 | ND | 16.02 | 0.00 | 671.16 |
| MW-58 | 717.30 | 10/3/2020 | ND | 29.77 | 0.00 | 687.53 |
| MW-58 | 717.30 | 10/19/2020 | ND | 29.78 | 0.00 | 687.52 |
| MW-58 | 717.30 | 10/26/2020 | ND | 29.74 | 0.00 | 687.56 |
| MW-58 | 717.30 | 11/9/2020 | ND | 29.60 | 0.00 | 687.70 |
| MW-58 | 717.30 | 11/18/2020 | ND | 29.59 | 0.00 | 687.71 |
| MW-58 | 717.30 | 11/23/2020 | ND | 29.54 | 0.00 | 687.76 |
| MW-58 | 717.30 | 12/7/2020 | ND | 29.28 | 0.00 | 688.02 |
| MW-58 | 717.30 | 12/21/2020 | ND | 29.23 | 0.00 | 688.07 |
| MW-58 | 717.30 | 12/26/2020 | ND | 29.31 | 0.00 | 687.99 |
| MW-58 | 717.30 | 1/10/2021 | ND | 29.09 | 0.00 | 688.21 |
| MW-58 | 717.30 | 1/19/2021 | ND | 29.03 | 0.00 | 688.27 |
| MW-58 | 717.30 | 1/25/2021 | ND | 28.88 | 0.00 | 688.42 |
| MW-58 | 717.30 | 2/1/2021 | ND | 28.83 | 0.00 | 688.47 |
| MW-58 | 717.30 | 2/8/2021 | ND | 28.99 | 0.00 | 688.31 |
| MW-58 | 717.30 | 2/16/2021 | ND | 28.78 | 0.00 | 688.52 |
| MW-58 | 717.30 | 2/22/2021 | ND | 28.65 | 0.00 | 688.65 |
| MW-58 | 717.30 | 3/4/2021 | ND | 28.48 | 0.00 | 688.82 |
| MW-58 | 717.30 | 3/8/2021 | ND | 28.62 | 0.00 | 688.68 |
| MW-58 | 717.30 | 3/15/2021 | ND | 28.48 | 0.00 | 688.82 |
| MW-58 | 717.30 | 3/22/2021 | ND | 28.31 | 0.00 | 688.99 |
| MW-58 | 717.30 | 4/1/2021 | ND | 28.18 | 0.00 | 689.12 |
| MW-58 | 717.30 | 4/12/2021 | ND | 27.86 | 0.00 | 689.44 |

**Table 3**
**Summary of Monitoring Well Gauging Data**

Colonial Pipeline Company
2020-L1-SR2448
Huntersville, North Carolina

| Well ID | Top Of Casing Elevation[1] | Date | Depth to Free Product (ft btoc) | Depth to Groundwater (ft btoc) | Free Product Thickness (ft) | Groundwater Elevation[2] (ft btoc) |
|---|---|---|---|---|---|---|
| MW-58 | 717.30 | 4/19/2021 | ND | 28.71 | 0.00 | 688.59 |
| MW-58 | 717.30 | 4/29/2021 | ND | 27.71 | 0.00 | 689.59 |
| MW-58 | 717.30 | 5/3/2021 | ND | 27.67 | 0.00 | 689.63 |
| MW-58 | 717.30 | 5/10/2021 | ND | 27.72 | 0.00 | 689.58 |
| MW-58 | 717.30 | 5/18/2021 | ND | 27.79 | 0.00 | 689.51 |
| MW-58 | 717.30 | 5/26/2021 | ND | 27.80 | 0.00 | 689.50 |
| MW-58 | 717.30 | 5/31/2021 | ND | 27.96 | 0.00 | 689.34 |
| MW-58 | 717.30 | 6/7/2021 | ND | 28.00 | 0.00 | 689.30 |
| MW-58 | 717.30 | 6/14/2021 | ND | 28.10 | 0.00 | 689.20 |
| MW-58 | 717.30 | 6/21/2021 | ND | 28.24 | 0.00 | 689.06 |
| MW-58 | 717.30 | 7/1/2021 | ND | 28.43 | 0.00 | 688.87 |
| MW-58 | 717.30 | 7/6/2021 | ND | 28.62 | 0.00 | 688.68 |
| MW-58 | 717.30 | 7/14/2021 | ND | 28.76 | 0.00 | 688.54 |
| MW-58 | 717.30 | 7/28/2021 | ND | 29.08 | 0.00 | 688.22 |
| MW-58 | 717.30 | 8/2/2021 | ND | 29.26 | 0.00 | 688.04 |
| MW-58 | 717.30 | 8/16/2021 | ND | 29.60 | 0.00 | 687.70 |
| MW-58 | 717.30 | 8/26/2021 | ND | 29.88 | 0.00 | 687.42 |
| MW-58 | 717.30 | 8/30/2021 | ND | 29.92 | 0.00 | 687.38 |
| MW-58 | 717.30 | 9/14/2021 | ND | 30.30 | 0.00 | 687.00 |
| MW-58 | 717.30 | 9/23/2021 | ND | 30.63 | 0.00 | 686.67 |
| MW-58 | 717.30 | 10/6/2021 | ND | 30.93 | 0.00 | 686.37 |
| MW-58 | 717.30 | 10/12/2021 | ND | 31.10 | 0.00 | 686.20 |
| MW-58 | 717.30 | 10/18/2021 | ND | 31.33 | 0.00 | 685.97 |
| MW-58 | 717.30 | 10/27/2021 | ND | 31.58 | 0.00 | 685.72 |
| MW-58 | 717.30 | 11/1/2021 | ND | 31.73 | 0.00 | 685.57 |
| MW-58 | 717.30 | 11/15/2021 | ND | 32.05 | 0.00 | 685.25 |
| MW-58 | 717.30 | 11/22/2021 | ND | 32.15 | 0.00 | 685.15 |
| MW-58 | 717.30 | 11/30/2021 | ND | 32.33 | 0.00 | 684.97 |
| MW-58 | 717.30 | 12/6/2021 | ND | 32.45 | 0.00 | 684.85 |
| MW-58 | 717.30 | 12/13/2021 | ND | 32.69 | 0.00 | 684.61 |
| MW-58 | 717.30 | 12/20/2021 | ND | 32.91 | 0.00 | 684.39 |
| MW-58 | 717.30 | 12/28/2021 | ND | 33.04 | 0.00 | 684.26 |
| MW-58 | 717.30 | 1/4/2022 | ND | 33.22 | 0.00 | 684.08 |
| MW-58 | 717.30 | 1/10/2022 | ND | 33.46 | 0.00 | 683.84 |
| MW-59 | 719.38 | 10/3/2020 | ND | 34.55 | 0.00 | 684.83 |
| MW-59 | 719.38 | 10/19/2020 | ND | 31.19 | 0.00 | 688.19 |
| MW-59 | 719.38 | 10/26/2020 | ND | 31.18 | 0.00 | 688.20 |
| MW-59 | 719.38 | 10/28/2020 | ND | 33.18 | 0.00 | 686.20 |
| MW-59 | 719.38 | 11/9/2020 | ND | 31.03 | 0.00 | 688.35 |
| MW-59 | 719.38 | 11/18/2020 | ND | 31.05 | 0.00 | 688.33 |
| MW-59 | 719.38 | 11/23/2020 | ND | 30.99 | 0.00 | 688.39 |
| MW-59 | 719.38 | 12/7/2020 | ND | 30.76 | 0.00 | 688.62 |
| MW-59 | 719.38 | 12/21/2020 | ND | 37.80 | 0.00 | 681.58 |
| MW-59 | 719.38 | 12/26/2020 | ND | 30.83 | 0.00 | 688.55 |
| MW-59 | 719.38 | 1/10/2021 | ND | 30.68 | 0.00 | 688.70 |

**Table 3**
**Summary of Monitoring Well Gauging Data**

Colonial Pipeline Company
2020-L1-SR2448
Huntersville, North Carolina

| Well ID | Top Of Casing Elevation[1] | Date | Depth to Free Product (ft btoc) | Depth to Groundwater (ft btoc) | Free Product Thickness (ft) | Groundwater Elevation[2] (ft btoc) |
|---|---|---|---|---|---|---|
| MW-59 | 719.38 | 1/19/2021 | ND | 30.70 | 0.00 | 688.68 |
| MW-59 | 719.38 | 1/25/2021 | ND | 30.61 | 0.00 | 688.77 |
| MW-59 | 719.38 | 2/1/2021 | ND | 30.57 | 0.00 | 688.81 |
| MW-59 | 719.38 | 2/8/2021 | ND | 30.78 | 0.00 | 688.60 |
| MW-59 | 719.38 | 2/16/2021 | ND | 30.55 | 0.00 | 688.83 |
| MW-59 | 719.38 | 2/22/2021 | ND | 30.43 | 0.00 | 688.95 |
| MW-59 | 719.38 | 3/4/2021 | ND | 30.25 | 0.00 | 689.13 |
| MW-59 | 719.38 | 3/8/2021 | ND | 30.36 | 0.00 | 689.02 |
| MW-59 | 719.38 | 3/15/2021 | ND | 30.24 | 0.00 | 689.14 |
| MW-59 | 719.38 | 3/22/2021 | ND | 30.10 | 0.00 | 689.28 |
| MW-59 | 719.38 | 4/1/2021 | ND | 29.96 | 0.00 | 689.42 |
| MW-59 | 719.38 | 4/12/2021 | ND | 29.67 | 0.00 | 689.71 |
| MW-59 | 719.38 | 4/19/2021 | ND | 29.64 | 0.00 | 689.74 |
| MW-59 | 719.38 | 4/29/2021 | ND | 29.55 | 0.00 | 689.83 |
| MW-59 | 719.38 | 5/3/2021 | ND | 29.52 | 0.00 | 689.86 |
| MW-59 | 719.38 | 5/10/2021 | ND | 29.58 | 0.00 | 689.80 |
| MW-59 | 719.38 | 5/18/2021 | ND | 29.64 | 0.00 | 689.74 |
| MW-59 | 719.38 | 5/26/2021 | ND | 29.67 | 0.00 | 689.71 |
| MW-59 | 719.38 | 5/31/2021 | ND | 29.86 | 0.00 | 689.52 |
| MW-59 | 719.38 | 6/7/2021 | ND | 29.91 | 0.00 | 689.47 |
| MW-59 | 719.38 | 6/14/2021 | ND | 30.01 | 0.00 | 689.37 |
| MW-59 | 719.38 | 6/21/2021 | ND | 30.19 | 0.00 | 689.19 |
| MW-59 | 719.38 | 7/1/2021 | ND | 30.33 | 0.00 | 689.05 |
| MW-59 | 719.38 | 7/6/2021 | ND | 30.59 | 0.00 | 688.79 |
| MW-59 | 719.38 | 7/14/2021 | ND | 30.72 | 0.00 | 688.66 |
| MW-59 | 719.38 | 7/28/2021 | ND | 31.14 | 0.00 | 688.24 |
| MW-59 | 719.38 | 8/2/2021 | ND | 31.34 | 0.00 | 688.04 |
| MW-59 | 719.38 | 8/16/2021 | ND | 31.73 | 0.00 | 687.65 |
| MW-59 | 719.38 | 8/26/2021 | ND | 31.99 | 0.00 | 687.39 |
| MW-59 | 719.38 | 8/30/2021 | ND | 32.09 | 0.00 | 687.29 |
| MW-59 | 719.38 | 9/14/2021 | ND | 32.53 | 0.00 | 686.85 |
| MW-59 | 719.38 | 9/23/2021 | ND | 32.80 | 0.00 | 686.58 |
| MW-59 | 719.38 | 10/6/2021 | ND | 33.16 | 0.00 | 686.22 |
| MW-59 | 719.38 | 10/12/2021 | ND | 33.35 | 0.00 | 686.03 |
| MW-59 | 719.38 | 10/18/2021 | ND | 33.55 | 0.00 | 685.83 |
| MW-59 | 719.38 | 10/27/2021 | ND | 33.75 | 0.00 | 685.63 |
| MW-59 | 719.38 | 11/1/2021 | ND | 33.91 | 0.00 | 685.47 |
| MW-59 | 719.38 | 11/15/2021 | ND | 34.24 | 0.00 | 685.14 |
| MW-59 | 719.38 | 11/22/2021 | ND | 34.94 | 0.00 | 684.44 |
| MW-59 | 719.38 | 11/30/2021 | ND | 34.55 | 0.00 | 684.83 |
| MW-59 | 719.38 | 12/6/2021 | ND | 34.69 | 0.00 | 684.69 |
| MW-59 | 719.38 | 12/13/2021 | ND | 34.93 | 0.00 | 684.45 |
| MW-59 | 719.38 | 12/20/2021 | ND | 35.16 | 0.00 | 684.22 |
| MW-59 | 719.38 | 12/28/2021 | ND | 35.25 | 0.00 | 684.13 |
| MW-59 | 719.38 | 1/4/2022 | ND | 35.52 | 0.00 | 683.86 |

**Table 3**
**Summary of Monitoring Well Gauging Data**

Colonial Pipeline Company
2020-L1-SR2448
Huntersville, North Carolina

| Well ID | Top Of Casing Elevation[1] | Date | Depth to Free Product (ft btoc) | Depth to Groundwater (ft btoc) | Free Product Thickness (ft) | Groundwater Elevation[2] (ft btoc) |
|---|---|---|---|---|---|---|
| MW-59 | 719.38 | 1/10/2022 | ND | 35.80 | 0.00 | 683.58 |
| MW-60 | 726.76 | 1/10/2021 | ND | 32.99 | 0.00 | 693.77 |
| MW-60 | 726.76 | 10/8/2020 | ND | 33.60 | 0.00 | 693.16 |
| MW-60 | 726.76 | 10/19/2020 | ND | 33.62 | 0.00 | 693.14 |
| MW-60 | 726.76 | 10/26/2020 | ND | 33.58 | 0.00 | 693.18 |
| MW-60 | 726.76 | 11/9/2020 | ND | 33.49 | 0.00 | 693.27 |
| MW-60 | 726.76 | 11/18/2020 | ND | 33.48 | 0.00 | 693.28 |
| MW-60 | 726.76 | 11/23/2020 | ND | 33.33 | 0.00 | 693.43 |
| MW-60 | 726.76 | 12/7/2020 | ND | 33.11 | 0.00 | 693.65 |
| MW-60 | 726.76 | 12/21/2020 | ND | 33.07 | 0.00 | 693.69 |
| MW-60 | 726.76 | 12/26/2020 | ND | 33.08 | 0.00 | 693.68 |
| MW-60 | 726.76 | 1/19/2021 | ND | 32.90 | 0.00 | 693.86 |
| MW-60 | 726.76 | 1/25/2021 | ND | 32.62 | 0.00 | 694.14 |
| MW-60 | 726.76 | 2/1/2021 | ND | 32.64 | 0.00 | 694.12 |
| MW-60 | 726.76 | 2/8/2021 | ND | 32.78 | 0.00 | 693.98 |
| MW-60 | 726.76 | 2/16/2021 | ND | 32.58 | 0.00 | 694.18 |
| MW-60 | 726.76 | 2/22/2021 | ND | 32.30 | 0.00 | 694.46 |
| MW-60 | 726.76 | 3/4/2021 | ND | 32.14 | 0.00 | 694.62 |
| MW-60 | 726.76 | 3/8/2021 | ND | 32.08 | 0.00 | 694.68 |
| MW-60 | 726.76 | 3/15/2021 | ND | 32.07 | 0.00 | 694.69 |
| MW-60 | 726.76 | 3/22/2021 | ND | 31.96 | 0.00 | 694.80 |
| MW-60 | 726.76 | 4/1/2021 | ND | 31.72 | 0.00 | 695.04 |
| MW-60 | 726.76 | 4/12/2021 | ND | 31.42 | 0.00 | 695.34 |
| MW-60 | 726.76 | 4/19/2021 | ND | 31.28 | 0.00 | 695.48 |
| MW-60 | 726.76 | 4/29/2021 | ND | 31.25 | 0.00 | 695.51 |
| MW-60 | 726.76 | 5/3/2021 | ND | 31.23 | 0.00 | 695.53 |
| MW-60 | 726.76 | 5/10/2021 | ND | 31.36 | 0.00 | 695.40 |
| MW-60 | 726.76 | 5/18/2021 | ND | 31.63 | 0.00 | 695.13 |
| MW-60 | 726.76 | 5/26/2021 | ND | 31.72 | 0.00 | 695.04 |
| MW-60 | 726.76 | 5/31/2021 | ND | 31.98 | 0.00 | 694.78 |
| MW-60 | 726.76 | 6/7/2021 | ND | 31.99 | 0.00 | 694.77 |
| MW-60 | 726.76 | 6/14/2021 | ND | 32.23 | 0.00 | 694.53 |
| MW-60 | 726.76 | 6/21/2021 | ND | 32.39 | 0.00 | 694.37 |
| MW-60 | 726.76 | 7/1/2021 | ND | 32.58 | 0.00 | 694.18 |
| MW-60 | 726.76 | 7/6/2021 | ND | 32.77 | 0.00 | 693.99 |
| MW-60 | 726.76 | 7/14/2021 | ND | 32.99 | 0.00 | 693.77 |
| MW-60 | 726.46 | 7/28/2021 | ND | 33.14 | 0.00 | 693.32 |
| MW-60 | 726.46 | 8/2/2021 | ND | 33.40 | 0.00 | 693.06 |
| MW-60 | 726.46 | 8/16/2021 | ND | 33.65 | 0.00 | 692.81 |
| MW-60 | 726.46 | 8/26/2021 | ND | 31.12 | 0.00 | 695.34 |
| MW-60 | 726.46 | 8/30/2021 | ND | 33.09 | 0.00 | 693.37 |
| MW-60 | 726.46 | 9/14/2021 | ND | 34.30 | 0.00 | 692.16 |
| MW-60 | 726.46 | 9/23/2021 | ND | 34.50 | 0.00 | 691.96 |
| MW-60 | 726.46 | 10/6/2021 | ND | 34.70 | 0.00 | 691.76 |
| MW-60 | 726.46 | 10/12/2021 | ND | 34.88 | 0.00 | 691.58 |

**Table 3**
**Summary of Monitoring Well Gauging Data**

Colonial Pipeline Company
2020-L1-SR2448
Huntersville, North Carolina

| Well ID | Top Of Casing Elevation[1] | Date | Depth to Free Product (ft btoc) | Depth to Groundwater (ft btoc) | Free Product Thickness (ft) | Groundwater Elevation[2] (ft btoc) |
|---|---|---|---|---|---|---|
| MW-60 | 726.46 | 10/18/2021 | ND | 35.06 | 0.00 | 691.40 |
| MW-60 | 726.46 | 10/27/2021 | ND | 35.22 | 0.00 | 691.24 |
| MW-60 | 726.46 | 11/1/2021 | ND | 35.43 | 0.00 | 691.03 |
| MW-60 | 726.46 | 11/15/2021 | ND | 35.71 | 0.00 | 690.75 |
| MW-60 | 726.46 | 11/22/2021 | ND | 35.70 | 0.00 | 690.76 |
| MW-60 | 726.76 | 11/30/2021 | ND | 36.02 | 0.00 | 690.74 |
| MW-60 | 726.76 | 12/6/2021 | ND | 36.00 | 0.00 | 690.76 |
| MW-60 | 726.76 | 12/13/2021 | ND | 36.25 | 0.00 | 690.51 |
| MW-60 | 726.76 | 12/20/2021 | ND | 36.38 | 0.00 | 690.38 |
| MW-60 | 726.76 | 12/28/2021 | ND | 36.47 | 0.00 | 690.29 |
| MW-60 | 726.76 | 1/4/2022 | ND | 36.75 | 0.00 | 690.01 |
| MW-60 | 726.76 | 1/10/2022 | ND | 36.85 | 0.00 | 689.91 |
| MW-61 | 746.57 | 11/9/2020 | ND | 52.13 | 0.00 | 694.44 |
| MW-61 | 746.57 | 11/18/2020 | NM | NM | NM | NM |
| MW-61 | 746.57 | 11/23/2020 | ND | 54.01 | 0.00 | 692.56 |
| MW-61 | 746.57 | 12/7/2020 | ND | 54.29 | 0.00 | 692.28 |
| MW-61 | 746.57 | 12/21/2020 | ARP | ARP | ARP | ARP |
| MW-61 | 746.57 | 12/26/2020 | 54.43 | 54.96 | 0.53 | 692.00 |
| MW-61 | 746.57 | 1/10/2021 | ARP | ARP | ARP | ARP |
| MW-61 | 746.57 | 1/19/2021 | ARP | ARP | ARP | ARP |
| MW-61 | 746.57 | 1/25/2021 | ARP | ARP | ARP | ARP |
| MW-61 | 746.57 | 2/1/2021 | 54.76 | 55.03 | 0.27 | 691.73 |
| MW-61 | 746.57 | 2/8/2021 | ARP | ARP | ARP | ARP |
| MW-61 | 746.57 | 2/16/2021 | ARP | ARP | ARP | ARP |
| MW-61 | 746.57 | 2/22/2021 | ARP | ARP | ARP | ARP |
| MW-61 | 746.57 | 3/4/2021 | 54.61 | 55.37 | 0.76 | 691.76 |
| MW-61 | 746.57 | 3/8/2021 | ARP | ARP | ARP | ARP |
| MW-61 | 746.57 | 3/15/2021 | ARP | ARP | ARP | ARP |
| MW-61 | 746.57 | 3/22/2021 | ARP | ARP | ARP | ARP |
| MW-61 | 746.60 | 4/1/2021 | 54.86 | 55.06 | 0.20 | 691.68 |
| MW-61 | 746.60 | 4/12/2021 | ARP | ARP | ARP | ARP |
| MW-61 | 746.60 | 4/19/2021 | ARP | ARP | ARP | ARP |
| MW-61 | 746.60 | 4/29/2021 | 54.80 | 55.18 | 0.38 | 691.69 |
| MW-61 | 746.60 | 5/3/2021 | ARP | ARP | ARP | ARP |
| MW-61 | 746.60 | 5/10/2021 | ARP | ARP | ARP | ARP |
| MW-61 | 746.60 | 5/18/2021 | ARP | ARP | ARP | ARP |
| MW-61 | 746.60 | 5/26/2021 | 54.83 | 55.08 | 0.25 | 691.70 |
| MW-61 | 746.60 | 5/31/2021 | ARP | ARP | ARP | ARP |
| MW-61 | 746.60 | 6/7/2021 | ARP | ARP | ARP | ARP |
| MW-61 | 746.60 | 6/14/2021 | ARP | ARP | ARP | ARP |
| MW-61 | 746.60 | 6/21/2021 | ARP | ARP | ARP | ARP |
| MW-61 | 746.60 | 7/1/2021 | ND | 55.28 | 0.00 | 691.32 |
| MW-61 | 746.60 | 7/6/2021 | ARP | ARP | ARP | ARP |
| MW-61 | 746.60 | 7/14/2021 | ND | 55.35 | 0.00 | 691.25 |
| MW-61 | 746.60 | 7/28/2021 | 55.60 | 55.61 | 0.01 | 691.00 |

**Table 3**
**Summary of Monitoring Well Gauging Data**

Colonial Pipeline Company
2020-L1-SR2448
Huntersville, North Carolina

| Well ID | Top Of Casing Elevation[1] | Date | Depth to Free Product (ft btoc) | Depth to Groundwater (ft btoc) | Free Product Thickness (ft) | Groundwater Elevation[2] (ft btoc) |
|---|---|---|---|---|---|---|
| MW-61 | 746.60 | 8/16/2021 | ARP | ARP | ARP | ARP |
| MW-61 | 746.60 | 8/26/2021 | 56.17 | 56.25 | 0.08 | 690.41 |
| MW-61 | 746.60 | 8/30/2021 | ARP | ARP | ARP | ARP |
| MW-61 | 746.60 | 9/16/2021 | ND | 56.66 | 0.00 | 689.94 |
| MW-61 | 746.60 | 9/23/2021 | ND | 56.78 | 0.00 | 689.82 |
| MW-61 | 746.60 | 10/6/2021 | ARP | ARP | ARP | ARP |
| MW-61 | 746.60 | 10/12/2021 | ARP | ARP | ARP | ARP |
| MW-61 | 746.60 | 10/18/2021 | ARP | ARP | ARP | ARP |
| MW-61 | 746.60 | 10/27/2021 | ND | 57.51 | 0.00 | 689.09 |
| MW-61 | 746.60 | 11/1/2021 | ARP | ARP | ARP | ARP |
| MW-61 | 746.59 | 11/30/2021 | ND | 58.36 | 0.00 | 688.23 |
| MW-61 | 746.59 | 12/6/2021 | ARP | ARP | ARP | ARP |
| MW-61 | 746.59 | 12/13/2021 | ARP | ARP | ARP | ARP |
| MW-61 | 746.59 | 12/20/2021 | ARP | ARP | ARP | ARP |
| MW-61 | 746.59 | 12/28/2021 | ND | 58.95 | 0.00 | 687.64 |
| MW-61 | 746.59 | 1/4/2022 | ARP | ARP | ARP | ARP |
| MW-61 | 746.59 | 1/10/2022 | ARP | ARP | ARP | ARP |
| MW-62 | 729.79 | 11/23/2020 | NM | NM | NM | NM |
| MW-62 | 729.79 | 12/7/2020 | ND | 36.95 | 0.00 | 692.84 |
| MW-62 | 729.79 | 12/21/2020 | ND | 36.91 | 0.00 | 692.88 |
| MW-62 | 729.79 | 12/26/2020 | ND | 36.98 | 0.00 | 692.81 |
| MW-62 | 729.79 | 1/10/2021 | ND | 36.85 | 0.00 | 692.94 |
| MW-62 | 729.79 | 1/19/2021 | ND | 36.76 | 0.00 | 693.03 |
| MW-62 | 729.79 | 1/25/2021 | ND | 36.54 | 0.00 | 693.25 |
| MW-62 | 729.79 | 2/1/2021 | ND | 36.54 | 0.00 | 693.25 |
| MW-62 | 729.79 | 2/8/2021 | ND | 36.61 | 0.00 | 693.18 |
| MW-62 | 729.79 | 2/16/2021 | ND | 36.45 | 0.00 | 693.34 |
| MW-62 | 729.79 | 2/22/2021 | ND | 36.31 | 0.00 | 693.48 |
| MW-62 | 729.79 | 3/4/2021 | ND | 36.13 | 0.00 | 693.66 |
| MW-62 | 729.79 | 3/8/2021 | ND | 36.16 | 0.00 | 693.63 |
| MW-62 | 729.79 | 3/15/2021 | ND | 36.00 | 0.00 | 693.79 |
| MW-62 | 729.79 | 3/22/2021 | ND | 35.87 | 0.00 | 693.92 |
| MW-62 | 729.79 | 4/1/2021 | ND | 35.67 | 0.00 | 694.12 |
| MW-62 | 729.79 | 4/12/2021 | ND | 35.38 | 0.00 | 694.41 |
| MW-62 | 729.79 | 4/19/2021 | ND | 35.23 | 0.00 | 694.56 |
| MW-62 | 729.79 | 4/29/2021 | ND | 35.10 | 0.00 | 694.69 |
| MW-62 | 729.79 | 5/3/2021 | ND | 35.05 | 0.00 | 694.74 |
| MW-62 | 729.79 | 5/10/2021 | ND | 35.80 | 0.00 | 693.99 |
| MW-62 | 729.79 | 5/18/2021 | ND | 35.18 | 0.00 | 694.61 |
| MW-62 | 729.79 | 5/26/2021 | ND | 35.18 | 0.00 | 694.61 |
| MW-62 | 729.79 | 5/31/2021 | ND | 35.32 | 0.00 | 694.47 |
| MW-62 | 729.79 | 6/7/2021 | ND | 35.31 | 0.00 | 694.48 |
| MW-62 | 729.79 | 6/14/2021 | ND | 35.45 | 0.00 | 694.34 |
| MW-62 | 729.79 | 6/21/2021 | ND | 35.55 | 0.00 | 694.24 |
| MW-62 | 729.79 | 7/1/2021 | ND | 35.69 | 0.00 | 694.10 |

**Table 3**
**Summary of Monitoring Well Gauging Data**

Colonial Pipeline Company
2020-L1-SR2448
Huntersville, North Carolina

| Well ID | Top Of Casing Elevation[1] | Date | Depth to Free Product (ft btoc) | Depth to Groundwater (ft btoc) | Free Product Thickness (ft) | Groundwater Elevation[2] (ft btoc) |
|---|---|---|---|---|---|---|
| MW-62 | 729.79 | 7/6/2021 | ND | 36.85 | 0.00 | 692.94 |
| MW-62 | 729.79 | 7/14/2021 | ND | 36.04 | 0.00 | 693.75 |
| MW-62 | 729.79 | 7/28/2021 | ND | 36.16 | 0.00 | 693.63 |
| MW-62 | 729.79 | 8/2/2021 | ND | 36.35 | 0.00 | 693.44 |
| MW-62 | 729.79 | 8/16/2021 | ND | 36.56 | 0.00 | 693.23 |
| MW-62 | 729.79 | 8/26/2021 | ND | 36.74 | 0.00 | 693.05 |
| MW-62 | 729.79 | 8/30/2021 | ND | 36.74 | 0.00 | 693.05 |
| MW-62 | 729.79 | 9/14/2021 | ND | 36.97 | 0.00 | 692.82 |
| MW-62 | 729.79 | 9/23/2021 | ND | 37.23 | 0.00 | 692.56 |
| MW-62 | 729.79 | 10/6/2021 | ND | 37.41 | 0.00 | 692.38 |
| MW-62 | 729.79 | 10/12/2021 | ND | 37.57 | 0.00 | 692.22 |
| MW-62 | 729.79 | 10/18/2021 | ND | 37.73 | 0.00 | 692.06 |
| MW-62 | 729.79 | 10/27/2021 | ND | 37.91 | 0.00 | 691.88 |
| MW-62 | 729.79 | 11/1/2021 | ND | 37.99 | 0.00 | 691.80 |
| MW-62 | 729.79 | 11/15/2021 | ND | 38.02 | 0.00 | 691.77 |
| MW-62 | 729.79 | 11/22/2021 | ND | 38.02 | 0.00 | 691.77 |
| MW-62 | 729.79 | 11/30/2021 | ND | 38.01 | 0.00 | 691.78 |
| MW-62 | 729.79 | 12/6/2021 | ND | 38.00 | 0.00 | 691.79 |
| MW-62 | 729.79 | 12/13/2021 | ND | 38.02 | 0.00 | 691.77 |
| MW-62 | 729.79 | 12/20/2021 | ND | 38.04 | 0.00 | 691.75 |
| MW-62 | 729.79 | 12/28/2021 | ND | 38.03 | 0.00 | 691.76 |
| MW-62 | 729.79 | 1/4/2022 | ND | 38.02 | 0.00 | 691.77 |
| MW-62 | 729.79 | 1/10/2022 | ND | 38.03 | 0.00 | 691.76 |
| MW-63 | 725.76 | 11/23/2020 | ND | 39.44 | 0.00 | 686.32 |
| MW-63 | 725.76 | 12/7/2020 | ND | 39.37 | 0.00 | 686.39 |
| MW-63 | 725.76 | 12/21/2020 | ND | 39.70 | 0.00 | 686.06 |
| MW-63 | 725.76 | 12/26/2020 | ND | 39.69 | 0.00 | 686.07 |
| MW-63 | 725.76 | 1/10/2021 | ND | 39.95 | 0.00 | 685.81 |
| MW-63 | 725.76 | 1/19/2021 | ND | 40.83 | 0.00 | 684.93 |
| MW-63 | 725.76 | 1/25/2021 | ND | 40.88 | 0.00 | 684.88 |
| MW-63 | 725.76 | 2/1/2021 | ND | 40.82 | 0.00 | 684.94 |
| MW-63 | 725.76 | 2/8/2021 | ND | 41.24 | 0.00 | 684.52 |
| MW-63 | 725.76 | 2/16/2021 | ND | 40.90 | 0.00 | 684.86 |
| MW-63 | 725.76 | 2/22/2021 | ND | 40.85 | 0.00 | 684.91 |
| MW-63 | 725.76 | 3/4/2021 | ND | 40.54 | 0.00 | 685.22 |
| MW-63 | 725.76 | 3/8/2021 | ND | 40.70 | 0.00 | 685.06 |
| MW-63 | 725.76 | 3/15/2021 | ND | 40.73 | 0.00 | 685.03 |
| MW-63 | 725.76 | 3/22/2021 | ND | 40.69 | 0.00 | 685.07 |
| MW-63 | 725.76 | 4/1/2021 | ND | 40.43 | 0.00 | 685.33 |
| MW-63 | 725.76 | 4/12/2021 | ND | 40.54 | 0.00 | 685.22 |
| MW-63 | 725.76 | 4/19/2021 | ND | 45.30 | 0.00 | 680.46 |
| MW-63 | 725.76 | 4/29/2021 | ND | 40.24 | 0.00 | 685.52 |
| MW-63 | 725.76 | 5/3/2021 | ND | 40.31 | 0.00 | 685.45 |
| MW-63 | 725.76 | 5/10/2021 | ND | 40.21 | 0.00 | 685.55 |
| MW-63 | 725.76 | 5/18/2021 | ND | 40.28 | 0.00 | 685.48 |

**Table 3**
**Summary of Monitoring Well Gauging Data**

Colonial Pipeline Company
2020-L1-SR2448
Huntersville, North Carolina

| Well ID | Top Of Casing Elevation[1] | Date | Depth to Free Product (ft btoc) | Depth to Groundwater (ft btoc) | Free Product Thickness (ft) | Groundwater Elevation[2] (ft btoc) |
|---|---|---|---|---|---|---|
| MW-63 | 725.76 | 5/26/2021 | ND | 40.10 | 0.00 | 685.66 |
| MW-63 | 725.76 | 5/31/2021 | ND | 40.33 | 0.00 | 685.43 |
| MW-63 | 725.76 | 6/7/2021 | ND | 40.49 | 0.00 | 685.27 |
| MW-63 | 725.76 | 6/14/2021 | ND | 40.53 | 0.00 | 685.23 |
| MW-63 | 725.76 | 6/21/2021 | ND | 40.59 | 0.00 | 685.17 |
| MW-63 | 725.76 | 7/1/2021 | ND | 40.55 | 0.00 | 685.21 |
| MW-63 | 725.76 | 7/6/2021 | ND | 40.83 | 0.00 | 684.93 |
| MW-63 | 725.76 | 7/14/2021 | ND | 40.65 | 0.00 | 685.11 |
| MW-63 | 725.76 | 7/28/2021 | ND | 41.15 | 0.00 | 684.61 |
| MW-63 | 725.76 | 8/2/2021 | ND | 41.52 | 0.00 | 684.24 |
| MW-63 | 725.76 | 8/16/2021 | ND | 41.85 | 0.00 | 683.91 |
| MW-63 | 725.76 | 8/26/2021 | ND | 41.96 | 0.00 | 683.80 |
| MW-63 | 725.76 | 8/30/2021 | ND | 42.38 | 0.00 | 683.38 |
| MW-63 | 725.76 | 9/14/2021 | ND | 42.98 | 0.00 | 682.78 |
| MW-63 | 725.76 | 9/23/2021 | ND | 43.05 | 0.00 | 682.71 |
| MW-63 | 725.76 | 10/6/2021 | ND | 43.76 | 0.00 | 682.00 |
| MW-63 | 725.76 | 10/12/2021 | ND | 43.90 | 0.00 | 681.86 |
| MW-63 | 725.76 | 10/18/2021 | ND | 44.09 | 0.00 | 681.67 |
| MW-63 | 725.76 | 10/27/2021 | ND | 44.05 | 0.00 | 681.71 |
| MW-63 | 725.76 | 11/1/2021 | 44.47 | 44.50 | 0.03 | 681.28 |
| MW-63 | 725.76 | 11/30/2021 | 46.18 | 47.08 | 0.90 | 679.34 |
| MW-63 | 726.26 | 12/6/2021 | ARP | ARP | ARP | ARP |
| MW-63 | 726.26 | 12/13/2021 | ARP | ARP | ARP | ARP |
| MW-63 | 726.26 | 12/20/2021 | ARP | ARP | ARP | ARP |
| MW-63 | 726.26 | 12/28/2021 | 46.89 | 47.77 | 0.88 | 679.13 |
| MW-63 | 726.26 | 1/4/2022 | ARP | ARP | ARP | ARP |
| MW-63 | 726.26 | 1/10/2022 | ARP | ARP | ARP | ARP |
| MW-64 | 730.39 | 12/26/2020 | ND | 38.24 | 0.00 | 692.15 |
| MW-64 | 730.39 | 1/10/2021 | ND | 38.30 | 0.00 | 692.09 |
| MW-64 | 730.39 | 1/19/2021 | ND | 38.24 | 0.00 | 692.15 |
| MW-64 | 730.39 | 1/25/2021 | ND | 38.18 | 0.00 | 692.21 |
| MW-64 | 730.39 | 2/1/2021 | ND | 38.24 | 0.00 | 692.15 |
| MW-64 | 730.39 | 2/8/2021 | ND | 38.39 | 0.00 | 692.00 |
| MW-64 | 730.39 | 2/16/2021 | ND | 38.19 | 0.00 | 692.20 |
| MW-64 | 730.39 | 2/22/2021 | ND | 38.14 | 0.00 | 692.25 |
| MW-64 | 730.39 | 3/4/2021 | ND | 38.14 | 0.00 | 692.25 |
| MW-64 | 730.39 | 3/8/2021 | ND | 38.23 | 0.00 | 692.16 |
| MW-64 | 730.39 | 3/15/2021 | ND | 38.12 | 0.00 | 692.27 |
| MW-64 | 730.39 | 3/22/2021 | ND | 38.07 | 0.00 | 692.32 |
| MW-64 | 730.39 | 4/1/2021 | ND | 37.91 | 0.00 | 692.48 |
| MW-64 | 730.39 | 4/12/2021 | ND | 37.86 | 0.00 | 692.53 |
| MW-64 | 730.39 | 4/19/2021 | ND | 37.86 | 0.00 | 692.53 |
| MW-64 | 730.39 | 4/29/2021 | ND | 37.76 | 0.00 | 692.63 |
| MW-64 | 730.39 | 5/3/2021 | ND | 37.69 | 0.00 | 692.70 |
| MW-64 | 730.39 | 5/10/2021 | ND | 37.72 | 0.00 | 692.67 |

**Table 3**
**Summary of Monitoring Well Gauging Data**

Colonial Pipeline Company
2020-L1-SR2448
Huntersville, North Carolina

| Well ID | Top Of Casing Elevation[1] | Date | Depth to Free Product (ft btoc) | Depth to Groundwater (ft btoc) | Free Product Thickness (ft) | Groundwater Elevation[2] (ft btoc) |
|---|---|---|---|---|---|---|
| MW-64 | 730.39 | 5/18/2021 | ND | 37.78 | 0.00 | 692.61 |
| MW-64 | 730.39 | 5/26/2021 | ND | 37.79 | 0.00 | 692.60 |
| MW-64 | 730.39 | 5/31/2021 | ND | 37.92 | 0.00 | 692.47 |
| MW-64 | 730.39 | 6/7/2021 | ND | 37.83 | 0.00 | 692.56 |
| MW-64 | 730.39 | 6/14/2021 | ND | 37.92 | 0.00 | 692.47 |
| MW-64 | 730.39 | 6/21/2021 | ND | 38.01 | 0.00 | 692.38 |
| MW-64 | 730.39 | 7/1/2021 | ND | 38.16 | 0.00 | 692.23 |
| MW-64 | 730.39 | 7/6/2021 | ND | 38.27 | 0.00 | 692.12 |
| MW-64 | 730.39 | 7/14/2021 | ND | 38.35 | 0.00 | 692.04 |
| MW-64 | 730.39 | 7/28/2021 | ND | 38.57 | 0.00 | 691.82 |
| MW-64 | 730.39 | 8/2/2021 | ND | 38.71 | 0.00 | 691.68 |
| MW-64 | 730.39 | 8/16/2021 | ND | 38.93 | 0.00 | 691.46 |
| MW-64 | 730.39 | 8/26/2021 | ND | 39.14 | 0.00 | 691.25 |
| MW-64 | 730.39 | 8/30/2021 | ND | 39.22 | 0.00 | 691.17 |
| MW-64 | 730.39 | 9/14/2021 | ND | 39.47 | 0.00 | 690.92 |
| MW-64 | 730.39 | 9/23/2021 | ND | 39.70 | 0.00 | 690.69 |
| MW-64 | 730.39 | 10/6/2021 | ND | 39.96 | 0.00 | 690.43 |
| MW-64 | 730.39 | 10/12/2021 | ND | 40.05 | 0.00 | 690.34 |
| MW-64 | 730.39 | 10/18/2021 | ND | 40.25 | 0.00 | 690.14 |
| MW-64 | 730.39 | 10/27/2021 | ND | 40.41 | 0.00 | 689.98 |
| MW-64 | 730.39 | 11/1/2021 | ND | 40.59 | 0.00 | 689.8 |
| MW-64 | 730.39 | 11/15/2021 | ND | 40.86 | 0.00 | 689.53 |
| MW-64 | 730.39 | 11/22/2021 | ND | 40.92 | 0.00 | 689.47 |
| MW-64 | 730.39 | 11/30/2021 | ND | 41.17 | 0.00 | 689.22 |
| MW-64 | 730.39 | 12/6/2021 | ND | 41.32 | 0.00 | 689.07 |
| MW-64 | 730.39 | 12/13/2021 | ND | 41.43 | 0.00 | 688.96 |
| MW-64 | 730.39 | 12/20/2021 | ND | 41.55 | 0.00 | 688.84 |
| MW-64 | 730.39 | 12/28/2021 | ND | 41.65 | 0.00 | 688.74 |
| MW-64 | 730.39 | 1/4/2022 | ND | 41.92 | 0.00 | 688.47 |
| MW-64 | 730.39 | 1/10/2022 | ND | 42.07 | 0.00 | 688.32 |
| MW-65 | 714.46 | 12/26/2020 | ND | 23.38 | 0.00 | 691.08 |
| MW-65 | 714.46 | 1/10/2021 | ND | 23.17 | 0.00 | 691.29 |
| MW-65 | 714.46 | 1/19/2021 | ND | 23.11 | 0.00 | 691.35 |
| MW-65 | 714.46 | 1/25/2021 | ND | 23.08 | 0.00 | 691.38 |
| MW-65 | 714.46 | 2/1/2021 | ND | 23.06 | 0.00 | 691.40 |
| MW-65 | 714.46 | 2/8/2021 | ND | 23.08 | 0.00 | 691.38 |
| MW-65 | 714.46 | 2/16/2021 | ND | 22.89 | 0.00 | 691.57 |
| MW-65 | 714.46 | 2/22/2021 | ND | 22.68 | 0.00 | 691.78 |
| MW-65 | 714.46 | 3/4/2021 | ND | 22.45 | 0.00 | 692.01 |
| MW-65 | 714.46 | 3/8/2021 | ND | 22.48 | 0.00 | 691.98 |
| MW-65 | 714.46 | 3/15/2021 | ND | 22.36 | 0.00 | 692.10 |
| MW-65 | 714.46 | 3/22/2021 | ND | 22.31 | 0.00 | 692.15 |
| MW-65 | 714.46 | 4/1/2021 | ND | 22.03 | 0.00 | 692.43 |
| MW-65 | 714.46 | 4/12/2021 | ND | 21.84 | 0.00 | 692.62 |
| MW-65 | 714.46 | 4/19/2021 | ND | 21.87 | 0.00 | 692.59 |

**Table 3**
**Summary of Monitoring Well Gauging Data**

Colonial Pipeline Company
2020-L1-SR2448
Huntersville, North Carolina

| Well ID | Top Of Casing Elevation[1] | Date | Depth to Free Product (ft btoc) | Depth to Groundwater (ft btoc) | Free Product Thickness (ft) | Groundwater Elevation[2] (ft btoc) |
|---|---|---|---|---|---|---|
| MW-65 | 714.46 | 4/29/2021 | ND | 21.94 | 0.00 | 692.52 |
| MW-65 | 714.46 | 5/3/2021 | ND | 21.96 | 0.00 | 692.50 |
| MW-65 | 714.46 | 5/10/2021 | ND | 22.08 | 0.00 | 692.38 |
| MW-65 | 714.46 | 5/18/2021 | ND | 22.28 | 0.00 | 692.18 |
| MW-65 | 714.46 | 5/26/2021 | ND | 22.41 | 0.00 | 692.05 |
| MW-65 | 714.46 | 5/31/2021 | ND | 22.56 | 0.00 | 691.90 |
| MW-65 | 714.46 | 6/7/2021 | ND | 22.65 | 0.00 | 691.81 |
| MW-65 | 714.46 | 6/14/2021 | ND | 22.72 | 0.00 | 691.74 |
| MW-65 | 714.46 | 6/21/2021 | ND | 22.85 | 0.00 | 691.61 |
| MW-65 | 714.46 | 7/1/2021 | ND | 23.06 | 0.00 | 691.40 |
| MW-65 | 714.46 | 7/6/2021 | ND | 23.20 | 0.00 | 691.26 |
| MW-65 | 714.46 | 7/14/2021 | ND | 23.39 | 0.00 | 691.07 |
| MW-65 | 714.46 | 7/28/2021 | ND | 23.51 | 0.00 | 690.95 |
| MW-65 | 714.46 | 8/2/2021 | ND | 23.67 | 0.00 | 690.79 |
| MW-65 | 714.46 | 8/16/2021 | ND | 23.91 | 0.00 | 690.55 |
| MW-65 | 714.46 | 8/26/2021 | ND | 24.12 | 0.00 | 690.34 |
| MW-65 | 714.46 | 8/30/2021 | ND | 24.18 | 0.00 | 690.28 |
| MW-65 | 714.46 | 9/14/2021 | ND | 24.43 | 0.00 | 690.03 |
| MW-65 | 714.46 | 9/23/2021 | ND | 24.68 | 0.00 | 689.78 |
| MW-65 | 714.46 | 10/6/2021 | ND | 24.91 | 0.00 | 689.55 |
| MW-65 | 714.46 | 10/12/2021 | ND | 25.01 | 0.00 | 689.45 |
| MW-65 | 714.46 | 10/18/2021 | ND | 25.22 | 0.00 | 689.24 |
| MW-65 | 714.46 | 10/27/2021 | ND | 25.38 | 0.00 | 689.08 |
| MW-65 | 714.46 | 11/1/2021 | ND | 25.53 | 0.00 | 688.93 |
| MW-65 | 714.46 | 11/15/2021 | ND | 25.82 | 0.00 | 688.64 |
| MW-65 | 714.46 | 11/22/2021 | ND | 25.90 | 0.00 | 688.56 |
| MW-65 | 714.46 | 11/30/2021 | ND | 26.13 | 0.00 | 688.33 |
| MW-65 | 714.71 | 12/6/2021 | ND | 26.24 | 0.00 | 688.47 |
| MW-65 | 714.71 | 12/13/2021 | ND | 26.42 | 0.00 | 688.29 |
| MW-65 | 714.71 | 12/20/2021 | ND | 26.47 | 0.00 | 688.24 |
| MW-65 | 714.71 | 12/28/2021 | ND | 26.59 | 0.00 | 688.12 |
| MW-65 | 714.71 | 1/4/2022 | ND | 26.76 | 0.00 | 687.95 |
| MW-65 | 714.71 | 1/10/2022 | ND | 26.96 | 0.00 | 687.75 |
| MW-66 | 731.43 | 12/26/2020 | ND | 40.59 | 0.00 | 690.84 |
| MW-66 | 731.43 | 1/10/2021 | ND | 38.40 | 0.00 | 693.03 |
| MW-66 | 731.43 | 1/19/2021 | ND | 38.36 | 0.00 | 693.07 |
| MW-66 | 731.43 | 1/25/2021 | ND | 28.38 | 0.00 | 703.05 |
| MW-66 | 731.43 | 2/1/2021 | ND | 38.48 | 0.00 | 692.95 |
| MW-66 | 731.43 | 2/8/2021 | ND | 38.69 | 0.00 | 692.74 |
| MW-66 | 731.43 | 2/16/2021 | ND | 38.49 | 0.00 | 692.94 |
| MW-66 | 731.43 | 2/22/2021 | ND | 38.46 | 0.00 | 692.97 |
| MW-66 | 731.43 | 3/4/2021 | ND | 38.43 | 0.00 | 693.00 |
| MW-66 | 731.43 | 3/8/2021 | ND | 38.54 | 0.00 | 692.89 |
| MW-66 | 731.43 | 3/15/2021 | ND | 38.50 | 0.00 | 692.93 |
| MW-66 | 731.43 | 3/22/2021 | ND | 38.57 | 0.00 | 692.86 |

**Table 3**
**Summary of Monitoring Well Gauging Data**

Colonial Pipeline Company
2020-L1-SR2448
Huntersville, North Carolina

| Well ID | Top Of Casing Elevation[1] | Date | Depth to Free Product (ft btoc) | Depth to Groundwater (ft btoc) | Free Product Thickness (ft) | Groundwater Elevation[2] (ft btoc) |
|---|---|---|---|---|---|---|
| MW-66 | 731.43 | 4/1/2021 | ND | 38.46 | 0.00 | 692.97 |
| MW-66 | 731.43 | 4/12/2021 | ND | 38.35 | 0.00 | 693.08 |
| MW-66 | 731.43 | 4/19/2021 | ND | 38.34 | 0.00 | 693.09 |
| MW-66 | 731.43 | 4/29/2021 | ND | 38.28 | 0.00 | 693.15 |
| MW-66 | 731.43 | 5/3/2021 | ND | 38.21 | 0.00 | 693.22 |
| MW-66 | 731.43 | 5/10/2021 | ND | 38.38 | 0.00 | 693.05 |
| MW-66 | 731.43 | 5/18/2021 | ND | 38.58 | 0.00 | 692.85 |
| MW-66 | 731.43 | 5/26/2021 | ND | 38.62 | 0.00 | 692.81 |
| MW-66 | 731.43 | 5/31/2021 | ND | 38.81 | 0.00 | 692.62 |
| MW-66 | 731.43 | 6/7/2021 | ND | 38.82 | 0.00 | 692.61 |
| MW-66 | 731.43 | 6/14/2021 | ND | 38.91 | 0.00 | 692.52 |
| MW-66 | 731.43 | 6/21/2021 | ND | 38.95 | 0.00 | 692.48 |
| MW-66 | 731.43 | 7/1/2021 | ND | 39.22 | 0.00 | 692.21 |
| MW-66 | 731.43 | 7/6/2021 | ND | 39.40 | 0.00 | 692.03 |
| MW-66 | 731.43 | 7/14/2021 | ND | 39.52 | 0.00 | 691.91 |
| MW-66 | 731.43 | 7/28/2021 | ND | 39.78 | 0.00 | 691.65 |
| MW-66 | 731.43 | 8/2/2021 | ND | 39.96 | 0.00 | 691.47 |
| MW-66 | 731.43 | 8/16/2021 | ND | 40.14 | 0.00 | 691.29 |
| MW-66 | 731.43 | 8/26/2021 | ND | 43.30 | 0.00 | 688.13 |
| MW-66 | 731.43 | 8/30/2021 | ND | 40.46 | 0.00 | 690.97 |
| MW-66 | 731.43 | 9/14/2021 | ND | 40.79 | 0.00 | 690.64 |
| MW-66 | 731.43 | 9/23/2021 | ND | 40.91 | 0.00 | 690.52 |
| MW-66 | 731.43 | 10/6/2021 | ND | 41.23 | 0.00 | 690.20 |
| MW-66 | 731.43 | 10/12/2021 | ND | 41.41 | 0.00 | 690.02 |
| MW-66 | 731.43 | 10/18/2021 | ND | 41.58 | 0.00 | 689.85 |
| MW-66 | 731.43 | 10/27/2021 | ND | 41.68 | 0.00 | 689.75 |
| MW-66 | 731.43 | 11/1/2021 | ND | 41.84 | 0.00 | 689.59 |
| MW-66 | 731.43 | 11/15/2021 | ND | 42.19 | 0.00 | 689.24 |
| MW-66 | 731.43 | 11/22/2021 | ND | 42.37 | 0.00 | 689.06 |
| MW-66 | 731.43 | 11/30/2021 | ND | 42.55 | 0.00 | 688.88 |
| MW-66 | 731.43 | 12/6/2021 | ND | 42.60 | 0.00 | 688.83 |
| MW-66 | 731.43 | 12/13/2021 | ND | 48.86 | 0.00 | 682.57 |
| MW-66 | 731.43 | 12/20/2021 | ND | 42.97 | 0.00 | 688.46 |
| MW-66 | 731.43 | 12/28/2021 | ND | 43.04 | 0.00 | 688.39 |
| MW-66 | 731.43 | 1/4/2022 | ND | 43.31 | 0.00 | 688.12 |
| MW-66 | 731.43 | 1/10/2022 | ND | 43.51 | 0.00 | 687.92 |
| MW-67 | 724.32 | 12/26/2020 | ND | 32.06 | 0.00 | 692.26 |
| MW-67 | 724.32 | 1/10/2021 | ND | 30.96 | 0.00 | 693.36 |
| MW-67 | 724.32 | 1/19/2021 | ND | 30.93 | 0.00 | 693.39 |
| MW-67 | 724.32 | 1/25/2021 | ND | 30.93 | 0.00 | 693.39 |
| MW-67 | 724.32 | 2/1/2021 | ND | 31.02 | 0.00 | 693.30 |
| MW-67 | 724.32 | 2/8/2021 | ND | 31.20 | 0.00 | 693.12 |
| MW-67 | 724.32 | 2/16/2021 | ND | 31.06 | 0.00 | 693.26 |
| MW-67 | 724.32 | 2/22/2021 | ND | 31.00 | 0.00 | 693.32 |
| MW-67 | 724.32 | 3/4/2021 | ND | 30.98 | 0.00 | 693.34 |

**Table 3**
**Summary of Monitoring Well Gauging Data**

Colonial Pipeline Company
2020-L1-SR2448
Huntersville, North Carolina

| Well ID | Top Of Casing Elevation[1] | Date | Depth to Free Product (ft btoc) | Depth to Groundwater (ft btoc) | Free Product Thickness (ft) | Groundwater Elevation[2] (ft btoc) |
|---|---|---|---|---|---|---|
| MW-67 | 724.32 | 3/8/2021 | ND | 31.07 | 0.00 | 693.25 |
| MW-67 | 724.32 | 3/15/2021 | ND | 31.02 | 0.00 | 693.30 |
| MW-67 | 724.32 | 3/22/2021 | ND | 31.04 | 0.00 | 693.28 |
| MW-67 | 724.32 | 4/1/2021 | ND | 30.95 | 0.00 | 693.37 |
| MW-67 | 724.32 | 4/12/2021 | ND | 30.77 | 0.00 | 693.55 |
| MW-67 | 724.32 | 4/19/2021 | ND | 30.75 | 0.00 | 693.57 |
| MW-67 | 724.32 | 4/29/2021 | ND | 30.70 | 0.00 | 693.62 |
| MW-67 | 724.32 | 5/3/2021 | ND | 30.65 | 0.00 | 693.67 |
| MW-67 | 724.32 | 5/10/2021 | ND | 30.76 | 0.00 | 693.56 |
| MW-67 | 724.32 | 5/18/2021 | ND | 31.00 | 0.00 | 693.32 |
| MW-67 | 724.32 | 5/26/2021 | ND | 31.08 | 0.00 | 693.24 |
| MW-67 | 724.32 | 5/31/2021 | ND | 31.27 | 0.00 | 693.05 |
| MW-67 | 724.32 | 6/7/2021 | ND | 31.29 | 0.00 | 693.03 |
| MW-67 | 724.32 | 6/14/2021 | ND | 31.42 | 0.00 | 692.90 |
| MW-67 | 724.32 | 6/21/2021 | ND | 31.48 | 0.00 | 692.84 |
| MW-67 | 724.32 | 7/1/2021 | ND | 31.73 | 0.00 | 692.59 |
| MW-67 | 724.32 | 7/6/2021 | ND | 31.90 | 0.00 | 692.42 |
| MW-67 | 724.32 | 7/14/2021 | ND | 32.06 | 0.00 | 692.26 |
| MW-67 | 724.32 | 7/28/2021 | ND | 32.29 | 0.00 | 692.03 |
| MW-67 | 724.32 | 8/2/2021 | ND | 32.45 | 0.00 | 691.87 |
| MW-67 | 724.32 | 8/16/2021 | ND | 32.67 | 0.00 | 691.65 |
| MW-67 | 724.32 | 8/26/2021 | ND | 32.87 | 0.00 | 691.45 |
| MW-67 | 724.32 | 8/30/2021 | ND | 32.95 | 0.00 | 691.37 |
| MW-67 | 724.32 | 9/14/2021 | ND | 33.25 | 0.00 | 691.07 |
| MW-67 | 724.32 | 9/23/2021 | ND | 33.48 | 0.00 | 690.84 |
| MW-67 | 724.32 | 10/6/2021 | ND | 33.71 | 0.00 | 690.61 |
| MW-67 | 724.32 | 10/12/2021 | ND | 33.85 | 0.00 | 690.47 |
| MW-67 | 724.32 | 10/18/2021 | ND | 34.05 | 0.00 | 690.27 |
| MW-67 | 724.32 | 10/27/2021 | ND | 34.18 | 0.00 | 690.14 |
| MW-67 | 724.32 | 11/1/2021 | ND | 42.32 | 0.00 | 682.00 |
| MW-67 | 724.32 | 11/15/2021 | ND | 34.62 | 0.00 | 689.70 |
| MW-67 | 724.32 | 11/22/2021 | ND | 34.76 | 0.00 | 689.56 |
| MW-67 | 724.32 | 11/30/2021 | ND | 35.95 | 0.00 | 688.37 |
| MW-67 | 724.32 | 12/6/2021 | ND | 35.01 | 0.00 | 689.31 |
| MW-67 | 724.32 | 12/13/2021 | ND | 35.22 | 0.00 | 689.10 |
| MW-67 | 724.32 | 12/20/2021 | ND | 35.36 | 0.00 | 688.96 |
| MW-67 | 724.32 | 12/28/2021 | ND | 35.49 | 0.00 | 688.83 |
| MW-67 | 724.32 | 1/4/2022 | ND | 35.69 | 0.00 | 688.63 |
| MW-67 | 724.32 | 1/10/2022 | ND | 35.86 | 0.00 | 688.46 |
| MW-68 | 731.84 | 12/26/2020 | ND | 38.03 | 0.00 | 693.81 |
| MW-68 | 731.84 | 1/10/2021 | ND | 38.12 | 0.00 | 693.72 |
| MW-68 | 731.84 | 1/19/2021 | ND | 38.09 | 0.00 | 693.75 |
| MW-68 | 731.84 | 1/25/2021 | ND | 28.22 | 0.00 | 703.62 |
| MW-68 | 731.84 | 2/1/2021 | ND | 38.28 | 0.00 | 693.56 |
| MW-68 | 731.84 | 2/8/2021 | ND | 38.55 | 0.00 | 693.29 |

**Table 3**
**Summary of Monitoring Well Gauging Data**

Colonial Pipeline Company
2020-L1-SR2448
Huntersville, North Carolina

| Well ID | Top Of Casing Elevation[1] | Date | Depth to Free Product (ft btoc) | Depth to Groundwater (ft btoc) | Free Product Thickness (ft) | Groundwater Elevation[2] (ft btoc) |
|---|---|---|---|---|---|---|
| MW-68 | 731.84 | 2/16/2021 | ND | 38.38 | 0.00 | 693.46 |
| MW-68 | 731.84 | 2/22/2021 | ND | 38.30 | 0.00 | 693.54 |
| MW-68 | 731.84 | 3/4/2021 | ND | 38.28 | 0.00 | 693.56 |
| MW-68 | 731.84 | 3/8/2021 | ND | 38.47 | 0.00 | 693.37 |
| MW-68 | 731.84 | 3/15/2021 | ND | 38.60 | 0.00 | 693.24 |
| MW-68 | 731.84 | 3/22/2021 | ND | 38.63 | 0.00 | 693.21 |
| MW-68 | 731.84 | 4/1/2021 | ND | 38.36 | 0.00 | 693.48 |
| MW-68 | 731.84 | 4/12/2021 | ND | 38.18 | 0.00 | 693.66 |
| MW-68 | 731.84 | 4/19/2021 | ND | 38.19 | 0.00 | 693.65 |
| MW-68 | 731.84 | 4/29/2021 | ND | 38.09 | 0.00 | 693.75 |
| MW-68 | 731.84 | 5/3/2021 | ND | 38.00 | 0.00 | 693.84 |
| MW-68 | 731.84 | 5/10/2021 | ND | 38.29 | 0.00 | 693.55 |
| MW-68 | 731.84 | 5/18/2021 | ND | 38.75 | 0.00 | 693.09 |
| MW-68 | 731.84 | 5/26/2021 | ND | 38.72 | 0.00 | 693.12 |
| MW-68 | 731.84 | 5/31/2021 | ND | 39.13 | 0.00 | 692.71 |
| MW-68 | 731.84 | 6/7/2021 | ND | 41.49 | 0.00 | 690.35 |
| MW-68 | 731.84 | 6/14/2021 | ND | 39.40 | 0.00 | 692.44 |
| MW-68 | 731.84 | 6/21/2021 | ND | 39.15 | 0.00 | 692.69 |
| MW-68 | 731.84 | 7/1/2021 | ND | 39.55 | 0.00 | 692.29 |
| MW-68 | 731.84 | 7/6/2021 | ND | 40.00 | 0.00 | 691.84 |
| MW-68 | 731.84 | 7/14/2021 | ND | 39.95 | 0.00 | 691.89 |
| MW-68 | 731.84 | 7/28/2021 | ND | 40.33 | 0.00 | 691.51 |
| MW-68 | 731.84 | 8/2/2021 | ND | 40.55 | 0.00 | 691.29 |
| MW-68 | 731.84 | 8/16/2021 | ND | 40.73 | 0.00 | 691.11 |
| MW-68 | 731.84 | 8/26/2021 | ND | 42.20 | 0.00 | 689.64 |
| MW-68 | 731.84 | 8/30/2021 | ND | 41.02 | 0.00 | 690.82 |
| MW-68 | 731.84 | 9/14/2021 | ND | 41.12 | 0.00 | 690.72 |
| MW-68 | 731.84 | 9/23/2021 | ND | 41.32 | 0.00 | 690.52 |
| MW-68 | 731.84 | 10/6/2021 | ND | 41.80 | 0.00 | 690.04 |
| MW-68 | 731.84 | 10/12/2021 | ND | 41.94 | 0.00 | 689.90 |
| MW-68 | 731.84 | 10/18/2021 | ND | 42.13 | 0.00 | 689.71 |
| MW-68 | 731.84 | 10/27/2021 | ND | 42.05 | 0.00 | 689.79 |
| MW-68 | 731.84 | 11/1/2021 | ND | 42.37 | 0.00 | 689.47 |
| MW-68 | 731.84 | 11/15/2021 | ND | 42.68 | 0.00 | 689.16 |
| MW-68 | 731.84 | 11/22/2021 | ND | 42.78 | 0.00 | 689.06 |
| MW-68 | 731.84 | 11/30/2021 | ND | 42.94 | 0.00 | 688.90 |
| MW-68 | 731.84 | 12/6/2021 | ND | 42.99 | 0.00 | 688.85 |
| MW-68 | 731.84 | 12/13/2021 | ND | 43.21 | 0.00 | 688.63 |
| MW-68 | 731.84 | 12/20/2021 | ND | 43.38 | 0.00 | 688.46 |
| MW-68 | 731.84 | 12/28/2021 | ND | 43.24 | 0.00 | 688.60 |
| MW-68 | 731.84 | 1/4/2022 | ND | 43.72 | 0.00 | 688.12 |
| MW-68 | 731.84 | 1/10/2022 | ND | 43.89 | 0.00 | 687.95 |
| MW-69 | 741.74 | 12/26/2020 | ND | 49.96 | 0.00 | 691.78 |
| MW-69 | 741.74 | 1/10/2021 | ND | 49.70 | 0.00 | 692.04 |
| MW-69 | 741.74 | 1/19/2021 | ND | 50.19 | 0.00 | 691.55 |

**Table 3**
**Summary of Monitoring Well Gauging Data**

Colonial Pipeline Company
2020-L1-SR2448
Huntersville, North Carolina

| Well ID | Top Of Casing Elevation[1] | Date | Depth to Free Product (ft btoc) | Depth to Groundwater (ft btoc) | Free Product Thickness (ft) | Groundwater Elevation[2] (ft btoc) |
|---|---|---|---|---|---|---|
| MW-69 | 741.74 | 1/25/2021 | ND | 50.17 | 0.00 | 691.57 |
| MW-69 | 741.74 | 2/1/2021 | ND | 50.18 | 0.00 | 691.56 |
| MW-69 | 741.74 | 2/8/2021 | ND | 50.44 | 0.00 | 691.30 |
| MW-69 | 741.74 | 2/16/2021 | ND | 50.12 | 0.00 | 691.62 |
| MW-69 | 741.74 | 2/22/2021 | ND | 50.13 | 0.00 | 691.61 |
| MW-69 | 741.74 | 3/4/2021 | ND | 50.14 | 0.00 | 691.60 |
| MW-69 | 741.74 | 3/8/2021 | ND | 50.29 | 0.00 | 691.45 |
| MW-69 | 741.74 | 3/15/2021 | ND | 50.25 | 0.00 | 691.49 |
| MW-69 | 741.74 | 3/22/2021 | ND | 50.24 | 0.00 | 691.50 |
| MW-69 | 741.74 | 4/1/2021 | ND | 50.19 | 0.00 | 691.55 |
| MW-69 | 741.74 | 4/12/2021 | ND | 50.52 | 0.00 | 691.22 |
| MW-69 | 741.74 | 4/19/2021 | ND | 50.54 | 0.00 | 691.20 |
| MW-69 | 741.74 | 4/29/2021 | ND | 50.15 | 0.00 | 691.59 |
| MW-69 | 741.74 | 5/3/2021 | ND | 50.41 | 0.00 | 691.33 |
| MW-69 | 741.74 | 5/10/2021 | ND | 50.72 | 0.00 | 691.02 |
| MW-69 | 741.74 | 5/18/2021 | ND | 50.50 | 0.00 | 691.24 |
| MW-69 | 741.74 | 5/26/2021 | ND | 50.11 | 0.00 | 691.63 |
| MW-69 | 741.74 | 5/31/2021 | ND | 50.33 | 0.00 | 691.41 |
| MW-69 | 741.74 | 6/7/2021 | ND | 50.38 | 0.00 | 691.36 |
| MW-69 | 741.74 | 6/14/2021 | ND | 50.08 | 0.00 | 691.66 |
| MW-69 | 741.74 | 6/21/2021 | ND | 50.56 | 0.00 | 691.18 |
| MW-69 | 741.74 | 7/1/2021 | ND | 50.31 | 0.00 | 691.43 |
| MW-69 | 741.74 | 7/6/2021 | ND | 50.45 | 0.00 | 691.29 |
| MW-69 | 741.74 | 7/14/2021 | ND | 50.48 | 0.00 | 691.26 |
| MW-69 | 741.74 | 7/28/2021 | ND | 50.81 | 0.00 | 690.93 |
| MW-69 | 741.74 | 8/2/2021 | ND | 51.21 | 0.00 | 690.53 |
| MW-69 | 741.74 | 8/16/2021 | ND | 51.29 | 0.00 | 690.45 |
| MW-69 | 741.74 | 8/26/2021 | ND | 51.29 | 0.00 | 690.45 |
| MW-69 | 741.74 | 8/30/2021 | ND | 51.85 | 0.00 | 689.89 |
| MW-69 | 741.74 | 9/14/2021 | ND | 52.09 | 0.00 | 689.65 |
| MW-69 | 741.74 | 9/23/2021 | ND | 51.85 | 0.00 | 689.89 |
| MW-69 | 741.74 | 10/6/2021 | ND | 52.66 | 0.00 | 689.08 |
| MW-69 | 741.74 | 10/12/2021 | ND | 52.60 | 0.00 | 689.14 |
| MW-69 | 741.74 | 10/18/2021 | ND | 52.77 | 0.00 | 688.97 |
| MW-69 | 741.74 | 10/27/2021 | ND | 52.60 | 0.00 | 689.14 |
| MW-69 | 741.74 | 11/1/2021 | ND | 52.98 | 0.00 | 688.76 |
| MW-69 | 741.74 | 11/15/2021 | ND | 53.39 | 0.00 | 688.35 |
| MW-69 | 741.74 | 11/22/2021 | ND | 59.40 | 0.00 | 682.34 |
| MW-69 | 741.74 | 11/30/2021 | ND | 55.36 | 0.00 | 686.38 |
| MW-69 | 743.62 | 12/6/2021 | ND | 55.60 | 0.00 | 688.02 |
| MW-69 | 743.62 | 12/13/2021 | ND | 55.82 | 0.00 | 687.80 |
| MW-69 | 743.62 | 12/20/2021 | ND | 55.97 | 0.00 | 687.65 |
| MW-69 | 743.62 | 12/28/2021 | ND | 55.86 | 0.00 | 687.76 |
| MW-69 | 743.62 | 1/4/2022 | ND | 56.63 | 0.00 | 686.99 |
| MW-69 | 743.62 | 1/10/2022 | ND | 56.49 | 0.00 | 687.13 |

**Table 3**
**Summary of Monitoring Well Gauging Data**

Colonial Pipeline Company
2020-L1-SR2448
Huntersville, North Carolina

| Well ID | Top Of Casing Elevation[1] | Date | Depth to Free Product (ft btoc) | Depth to Groundwater (ft btoc) | Free Product Thickness (ft) | Groundwater Elevation[2] (ft btoc) |
|---|---|---|---|---|---|---|
| MW-70 | 728.08 | 12/26/2020 | ND | 35.82 | 0.00 | 692.26 |
| MW-70 | 728.08 | 1/10/2021 | ND | 35.83 | 0.00 | 692.25 |
| MW-70 | 728.08 | 1/19/2021 | ND | 35.86 | 0.00 | 692.22 |
| MW-70 | 728.08 | 1/25/2021 | ND | 35.82 | 0.00 | 692.26 |
| MW-70 | 728.08 | 2/1/2021 | ND | 35.85 | 0.00 | 692.23 |
| MW-70 | 728.08 | 2/8/2021 | ND | 36.01 | 0.00 | 692.07 |
| MW-70 | 728.08 | 2/16/2021 | ND | 35.82 | 0.00 | 692.26 |
| MW-70 | 728.08 | 2/22/2021 | ND | 35.79 | 0.00 | 692.29 |
| MW-70 | 728.08 | 3/4/2021 | ND | 35.76 | 0.00 | 692.32 |
| MW-70 | 728.08 | 3/8/2021 | ND | 35.85 | 0.00 | 692.23 |
| MW-70 | 728.08 | 3/15/2021 | ND | 35.75 | 0.00 | 692.33 |
| MW-70 | 728.08 | 3/22/2021 | ND | 35.70 | 0.00 | 692.38 |
| MW-70 | 728.08 | 4/1/2021 | ND | 35.59 | 0.00 | 692.49 |
| MW-70 | 728.08 | 4/12/2021 | ND | 35.53 | 0.00 | 692.55 |
| MW-70 | 728.08 | 4/19/2021 | ND | 35.53 | 0.00 | 692.55 |
| MW-70 | 728.08 | 4/29/2021 | ND | 35.42 | 0.00 | 692.66 |
| MW-70 | 728.08 | 5/3/2021 | ND | 35.36 | 0.00 | 692.72 |
| MW-70 | 728.08 | 5/10/2021 | ND | 35.41 | 0.00 | 692.67 |
| MW-70 | 728.08 | 5/18/2021 | ND | 35.45 | 0.00 | 692.63 |
| MW-70 | 728.08 | 5/26/2021 | ND | 35.48 | 0.00 | 692.60 |
| MW-70 | 728.08 | 5/31/2021 | ND | 35.63 | 0.00 | 692.45 |
| MW-70 | 728.08 | 6/7/2021 | ND | 35.50 | 0.00 | 692.58 |
| MW-70 | 728.08 | 6/14/2021 | ND | 35.62 | 0.00 | 692.46 |
| MW-70 | 728.08 | 6/21/2021 | ND | 35.71 | 0.00 | 692.37 |
| MW-70 | 728.08 | 7/1/2021 | ND | 35.87 | 0.00 | 692.21 |
| MW-70 | 728.08 | 7/6/2021 | ND | 35.98 | 0.00 | 692.10 |
| MW-70 | 728.08 | 7/14/2021 | ND | 36.10 | 0.00 | 691.98 |
| MW-70 | 728.08 | 7/28/2021 | ND | 36.32 | 0.00 | 691.76 |
| MW-70 | 728.08 | 8/2/2021 | ND | 36.46 | 0.00 | 691.62 |
| MW-70 | 728.08 | 8/16/2021 | ND | 36.65 | 0.00 | 691.43 |
| MW-70 | 728.08 | 8/26/2021 | ND | 36.90 | 0.00 | 691.18 |
| MW-70 | 728.08 | 8/30/2021 | ND | 36.95 | 0.00 | 691.13 |
| MW-70 | 728.08 | 9/14/2021 | ND | 37.24 | 0.00 | 690.84 |
| MW-70 | 728.08 | 9/23/2021 | ND | 37.45 | 0.00 | 690.63 |
| MW-70 | 728.08 | 10/6/2021 | ND | 37.71 | 0.00 | 690.37 |
| MW-70 | 728.08 | 10/12/2021 | ND | 37.80 | 0.00 | 690.28 |
| MW-70 | 728.08 | 10/18/2021 | ND | 38.00 | 0.00 | 690.08 |
| MW-70 | 728.08 | 10/27/2021 | ND | 38.15 | 0.00 | 689.93 |
| MW-70 | 728.08 | 11/1/2021 | ND | 38.30 | 0.00 | 689.78 |
| MW-70 | 728.08 | 11/15/2021 | ND | 38.60 | 0.00 | 689.48 |
| MW-70 | 728.08 | 11/22/2021 | ND | 38.71 | 0.00 | 689.37 |
| MW-70 | 728.08 | 11/30/2021 | ND | 38.95 | 0.00 | 689.13 |
| MW-70 | 728.08 | 12/6/2021 | ND | 38.98 | 0.00 | 689.10 |
| MW-70 | 728.08 | 12/13/2021 | ND | 39.20 | 0.00 | 688.88 |
| MW-70 | 728.08 | 12/20/2021 | ND | 39.33 | 0.00 | 688.75 |

**Table 3**
**Summary of Monitoring Well Gauging Data**

Colonial Pipeline Company
2020-L1-SR2448
Huntersville, North Carolina

| Well ID | Top Of Casing Elevation[1] | Date | Depth to Free Product (ft btoc) | Depth to Groundwater (ft btoc) | Free Product Thickness (ft) | Groundwater Elevation[2] (ft btoc) |
|---|---|---|---|---|---|---|
| MW-70 | 728.08 | 12/28/2021 | ND | 39.46 | 0.00 | 688.62 |
| MW-70 | 728.08 | 1/4/2022 | ND | 39.71 | 0.00 | 688.37 |
| MW-70 | 728.08 | 1/10/2022 | ND | 39.84 | 0.00 | 688.24 |
| MW-71 | 746.97 | 1/19/2021 | ND | 52.15 | 0.00 | 694.82 |
| MW-71 | 746.97 | 1/25/2021 | ND | 55.34 | 0.00 | 691.63 |
| MW-71 | 746.97 | 2/1/2021 | ND | 55.33 | 0.00 | 691.64 |
| MW-71 | 746.97 | 2/8/2021 | ND | 55.61 | 0.00 | 691.36 |
| MW-71 | 746.97 | 2/16/2021 | ND | 55.31 | 0.00 | 691.66 |
| MW-71 | 746.97 | 2/22/2021 | ND | 55.25 | 0.00 | 691.72 |
| MW-71 | 746.97 | 3/4/2021 | ND | 55.26 | 0.00 | 691.71 |
| MW-71 | 746.97 | 3/8/2021 | ND | 55.40 | 0.00 | 691.57 |
| MW-71 | 746.97 | 3/15/2021 | ND | 55.42 | 0.00 | 691.55 |
| MW-71 | 746.97 | 3/22/2021 | ND | 55.41 | 0.00 | 691.56 |
| MW-71 | 746.97 | 4/1/2021 | ND | 55.36 | 0.00 | 691.61 |
| MW-71 | 746.97 | 4/12/2021 | ND | 55.46 | 0.00 | 691.51 |
| MW-71 | 746.97 | 4/19/2021 | ND | 55.47 | 0.00 | 691.50 |
| MW-71 | 746.97 | 4/29/2021 | ND | 55.32 | 0.00 | 691.65 |
| MW-71 | 746.97 | 5/3/2021 | ND | 55.37 | 0.00 | 691.60 |
| MW-71 | 746.97 | 5/10/2021 | ND | 55.51 | 0.00 | 691.46 |
| MW-71 | 746.97 | 5/18/2021 | ND | 55.46 | 0.00 | 691.51 |
| MW-71 | 746.97 | 5/26/2021 | ND | 55.32 | 0.00 | 691.65 |
| MW-71 | 746.97 | 5/31/2021 | ND | 55.44 | 0.00 | 691.53 |
| MW-71 | 746.97 | 6/7/2021 | ND | 55.48 | 0.00 | 691.49 |
| MW-71 | 746.97 | 6/14/2021 | ND | 55.32 | 0.00 | 691.65 |
| MW-71 | 746.97 | 6/21/2021 | ND | 55.56 | 0.00 | 691.41 |
| MW-71 | 746.97 | 7/1/2021 | ND | 55.58 | 0.00 | 691.39 |
| MW-71 | 746.97 | 7/6/2021 | ND | 55.74 | 0.00 | 691.23 |
| MW-71 | 746.97 | 7/14/2021 | ND | 55.72 | 0.00 | 691.25 |
| MW-71 | 746.97 | 7/28/2021 | ND | 56.06 | 0.00 | 690.91 |
| MW-71 | 746.97 | 8/2/2021 | ND | 56.24 | 0.00 | 690.73 |
| MW-71 | 746.97 | 8/16/2021 | ND | 56.39 | 0.00 | 690.58 |
| MW-71 | 746.97 | 8/26/2021 | ND | 56.56 | 0.00 | 690.41 |
| MW-71 | 746.97 | 8/30/2021 | ND | 56.85 | 0.00 | 690.12 |
| MW-71 | 746.97 | 9/14/2021 | ND | 57.72 | 0.00 | 689.25 |
| MW-71 | 746.97 | 9/23/2021 | ND | 57.14 | 0.00 | 689.83 |
| MW-71 | 746.97 | 10/6/2021 | ND | 57.68 | 0.00 | 689.29 |
| MW-71 | 746.97 | 10/12/2021 | ND | 57.74 | 0.00 | 689.23 |
| MW-71 | 746.97 | 10/18/2021 | ND | 57.89 | 0.00 | 689.08 |
| MW-71 | 746.97 | 10/27/2021 | ND | 57.87 | 0.00 | 689.10 |
| MW-71 | 746.97 | 11/1/2021 | ND | 58.08 | 0.00 | 688.89 |
| MW-71 | 746.97 | 11/15/2021 | ND | 58.54 | 0.00 | 688.43 |
| MW-71 | 746.97 | 11/22/2021 | ND | 58.72 | 0.00 | 688.25 |
| MW-71 | 746.97 | 11/30/2021 | ND | 58.84 | 0.00 | 688.13 |
| MW-71 | 746.97 | 12/6/2021 | ND | 59.00 | 0.00 | 687.97 |
| MW-71 | 746.97 | 12/13/2021 | ND | 59.22 | 0.00 | 687.75 |

**Table 3**
**Summary of Monitoring Well Gauging Data**

Colonial Pipeline Company
2020-L1-SR2448
Huntersville, North Carolina

| Well ID | Top Of Casing Elevation[1] | Date | Depth to Free Product (ft btoc) | Depth to Groundwater (ft btoc) | Free Product Thickness (ft) | Groundwater Elevation[2] (ft btoc) |
|---|---|---|---|---|---|---|
| MW-71 | 746.97 | 12/20/2021 | ND | 59.39 | 0.00 | 687.58 |
| MW-71 | 746.97 | 12/28/2021 | ND | 59.33 | 0.00 | 687.64 |
| MW-71 | 746.97 | 1/4/2022 | ND | 59.81 | 0.00 | 687.16 |
| MW-71 | 746.97 | 1/10/2022 | ND | 59.82 | 0.00 | 687.15 |
| MW-72 | 734.81 | 1/19/2021 | ND | 43.87 | 0.00 | 690.94 |
| MW-72 | 734.81 | 1/25/2021 | ND | 45.33 | 0.00 | 689.48 |
| MW-72 | 734.81 | 2/1/2021 | ND | 45.43 | 0.00 | 689.38 |
| MW-72 | 734.81 | 2/8/2021 | ND | 45.64 | 0.00 | 689.17 |
| MW-72 | 734.81 | 2/16/2021 | ND | 45.53 | 0.00 | 689.28 |
| MW-72 | 734.81 | 2/22/2021 | ND | 45.43 | 0.00 | 689.38 |
| MW-72 | 734.81 | 3/4/2021 | ND | 45.45 | 0.00 | 689.36 |
| MW-72 | 734.81 | 3/8/2021 | ND | 45.58 | 0.00 | 689.23 |
| MW-72 | 734.81 | 3/15/2021 | ND | 45.53 | 0.00 | 689.28 |
| MW-72 | 734.81 | 3/22/2021 | ND | 45.51 | 0.00 | 689.30 |
| MW-72 | 734.81 | 4/1/2021 | ND | 45.46 | 0.00 | 689.35 |
| MW-72 | 734.81 | 4/12/2021 | 45.29 | 45.70 | 0.41 | 689.41 |
| MW-72 | 734.81 | 4/19/2021 | 45.16 | 45.71 | 0.55 | 689.50 |
| MW-72 | 734.81 | 4/29/2021 | ND | 47.81 | 0.00 | 687.00 |
| MW-72 | 734.81 | 5/3/2021 | ND | 44.74 | 0.00 | 690.07 |
| MW-72 | 734.81 | 5/10/2021 | ARP | ARP | ARP | ARP |
| MW-72 | 734.81 | 5/18/2021 | ARP | ARP | ARP | ARP |
| MW-72 | 734.81 | 5/26/2021 | 42.34 | 42.57 | 0.23 | 692.41 |
| MW-72 | 734.81 | 5/31/2021 | ARP | ARP | ARP | ARP |
| MW-72 | 734.81 | 6/7/2021 | ARP | ARP | ARP | ARP |
| MW-72 | 734.81 | 6/14/2021 | ARP | ARP | ARP | ARP |
| MW-72 | 734.81 | 6/21/2021 | ARP | ARP | ARP | ARP |
| MW-72 | 734.81 | 7/1/2021 | 42.53 | 42.73 | 0.20 | 692.23 |
| MW-72 | 734.81 | 7/6/2021 | ARP | ARP | ARP | ARP |
| MW-72 | 734.81 | 7/14/2021 | 42.59 | 43.08 | 0.49 | 692.09 |
| MW-72 | 734.81 | 7/28/2021 | 43.02 | 43.21 | 0.19 | 691.74 |
| MW-72 | 734.81 | 8/16/2021 | ARP | ARP | ARP | ARP |
| MW-72 | 734.81 | 8/26/2021 | ND | 43.75 | 0.00 | 691.06 |
| MW-72 | 734.81 | 8/30/2021 | ARP | ARP | ARP | ARP |
| MW-72 | 734.81 | 9/16/2021 | ND | 44.25 | 0.00 | 690.56 |
| MW-72R | 731.92 | 9/23/2021 | ND | 44.40 | 0.00 | 687.52 |
| MW-72R | 731.92 | 10/6/2021 | ARP | ARP | ARP | ARP |
| MW-72R | 731.92 | 10/12/2021 | ARP | ARP | ARP | ARP |
| MW-72R | 731.92 | 10/18/2021 | ARP | ARP | ARP | ARP |
| MW-72R | 731.92 | 10/27/2021 | ND | 45.03 | 0.00 | 686.89 |
| MW-72R | 731.92 | 11/1/2021 | ARP | ARP | ARP | ARP |
| MW-72R | 731.92 | 11/30/2021 | ND | 46.04 | 0.00 | 685.88 |
| MW-72R | 731.92 | 12/6/2021 | ARP | ARP | ARP | ARP |
| MW-72R | 731.92 | 12/13/2021 | ARP | ARP | ARP | ARP |
| MW-72R | 731.92 | 12/20/2021 | ARP | ARP | ARP | ARP |
| MW-72R | 731.92 | 12/28/2021 | ND | 46.80 | 0.00 | 685.12 |

**Table 3**
**Summary of Monitoring Well Gauging Data**

Colonial Pipeline Company
2020-L1-SR2448
Huntersville, North Carolina

| Well ID | Top Of Casing Elevation[1] | Date | Depth to Free Product (ft btoc) | Depth to Groundwater (ft btoc) | Free Product Thickness (ft) | Groundwater Elevation[2] (ft btoc) |
|---|---|---|---|---|---|---|
| MW-72R | 731.92 | 1/4/2022 | ARP | ARP | ARP | ARP |
| MW-72R | 731.92 | 1/10/2022 | ARP | ARP | ARP | ARP |
| MW-73 | 726.44 | 1/25/2021 | ND | 32.67 | 0.00 | 693.77 |
| MW-73 | 726.44 | 2/1/2021 | ND | 32.68 | 0.00 | 693.76 |
| MW-73 | 726.44 | 2/8/2021 | ND | 32.75 | 0.00 | 693.69 |
| MW-73 | 726.44 | 2/16/2021 | ND | 32.54 | 0.00 | 693.90 |
| MW-73 | 726.44 | 2/22/2021 | ND | 32.17 | 0.00 | 694.27 |
| MW-73 | 726.44 | 3/4/2021 | ND | 31.94 | 0.00 | 694.50 |
| MW-73 | 726.44 | 3/8/2021 | ND | 31.99 | 0.00 | 694.45 |
| MW-73 | 726.44 | 3/15/2021 | ND | 31.86 | 0.00 | 694.58 |
| MW-73 | 726.44 | 3/22/2021 | ND | 31.71 | 0.00 | 694.73 |
| MW-73 | 726.44 | 4/1/2021 | ND | 31.39 | 0.00 | 695.05 |
| MW-73 | 726.44 | 4/12/2021 | ND | 31.07 | 0.00 | 695.37 |
| MW-73 | 726.44 | 4/19/2021 | ND | 30.97 | 0.00 | 695.47 |
| MW-73 | 726.44 | 4/29/2021 | ND | 30.97 | 0.00 | 695.47 |
| MW-73 | 726.44 | 5/3/2021 | ND | 30.98 | 0.00 | 695.46 |
| MW-73 | 726.44 | 5/10/2021 | ND | 31.12 | 0.00 | 695.32 |
| MW-73 | 726.44 | 5/18/2021 | ND | 31.38 | 0.00 | 695.06 |
| MW-73 | 726.44 | 5/26/2021 | ND | 31.48 | 0.00 | 694.96 |
| MW-73 | 726.44 | 5/31/2021 | ND | 31.71 | 0.00 | 694.73 |
| MW-73 | 726.44 | 6/7/2021 | ND | 31.75 | 0.00 | 694.69 |
| MW-73 | 726.44 | 6/14/2021 | ND | 31.98 | 0.00 | 694.46 |
| MW-73 | 726.44 | 6/21/2021 | ND | 32.15 | 0.00 | 694.29 |
| MW-73 | 726.44 | 7/1/2021 | ND | 32.34 | 0.00 | 694.10 |
| MW-73 | 726.44 | 7/6/2021 | ND | 32.55 | 0.00 | 693.89 |
| MW-73 | 726.44 | 7/14/2021 | ND | 32.75 | 0.00 | 693.69 |
| MW-73 | 726.44 | 7/28/2021 | ND | 32.92 | 0.00 | 693.52 |
| MW-73 | 726.44 | 8/2/2021 | ND | 33.14 | 0.00 | 693.30 |
| MW-73 | 726.44 | 8/16/2021 | ND | 33.42 | 0.00 | 693.02 |
| MW-73 | 726.44 | 8/26/2021 | ND | 33.52 | 0.00 | 692.92 |
| MW-73 | 726.44 | 8/30/2021 | ND | 33.65 | 0.00 | 692.79 |
| MW-73 | 726.44 | 9/14/2021 | ND | 34.02 | 0.00 | 692.42 |
| MW-73 | 726.44 | 9/23/2021 | ND | 34.26 | 0.00 | 692.18 |
| MW-73 | 726.44 | 10/6/2021 | ND | 34.52 | 0.00 | 691.92 |
| MW-73 | 726.44 | 10/12/2021 | ND | 34.67 | 0.00 | 691.77 |
| MW-73 | 726.44 | 10/18/2021 | ND | 34.87 | 0.00 | 691.57 |
| MW-73 | 726.44 | 10/27/2021 | ND | 35.06 | 0.00 | 691.38 |
| MW-73 | 726.44 | 11/1/2021 | ND | 35.22 | 0.00 | 691.22 |
| MW-73 | 726.44 | 11/15/2021 | ND | 35.55 | 0.00 | 690.89 |
| MW-73 | 726.44 | 11/22/2021 | ND | 35.56 | 0.00 | 690.88 |
| MW-73 | 726.44 | 11/30/2021 | ND | 35.83 | 0.00 | 690.61 |
| MW-73 | 726.44 | 12/6/2021 | ND | 35.84 | 0.00 | 690.60 |
| MW-73 | 726.44 | 12/13/2021 | ND | 36.09 | 0.00 | 690.35 |
| MW-73 | 726.44 | 12/20/2021 | ND | 36.21 | 0.00 | 690.23 |
| MW-73 | 726.44 | 12/28/2021 | ND | 36.28 | 0.00 | 690.16 |

**Table 3**
**Summary of Monitoring Well Gauging Data**

Colonial Pipeline Company
2020-L1-SR2448
Huntersville, North Carolina

| Well ID | Top Of Casing Elevation[1] | Date | Depth to Free Product (ft btoc) | Depth to Groundwater (ft btoc) | Free Product Thickness (ft) | Groundwater Elevation[2] (ft btoc) |
|---|---|---|---|---|---|---|
| MW-73 | 726.44 | 1/4/2022 | ND | 36.51 | 0.00 | 689.93 |
| MW-73 | 726.44 | 1/10/2022 | ND | 36.64 | 0.00 | 689.80 |
| MW-74 | 713.48 | 2/16/2021 | ND | 20.72 | 0.00 | 692.76 |
| MW-74 | 713.48 | 2/22/2021 | ND | 20.44 | 0.00 | 693.04 |
| MW-74 | 713.48 | 3/4/2021 | ND | 20.26 | 0.00 | 693.22 |
| MW-74 | 713.48 | 3/8/2021 | ND | 20.37 | 0.00 | 693.11 |
| MW-74 | 713.48 | 3/15/2021 | ND | 20.25 | 0.00 | 693.23 |
| MW-74 | 713.48 | 3/22/2021 | ND | 20.03 | 0.00 | 693.45 |
| MW-74 | 713.48 | 4/1/2021 | ND | 19.72 | 0.00 | 693.76 |
| MW-74 | 713.48 | 4/12/2021 | ND | 19.52 | 0.00 | 693.96 |
| MW-74 | 713.48 | 4/19/2021 | ND | 19.52 | 0.00 | 693.96 |
| MW-74 | 713.48 | 4/29/2021 | ND | 19.54 | 0.00 | 693.94 |
| MW-74 | 713.48 | 5/3/2021 | ND | 19.54 | 0.00 | 693.94 |
| MW-74 | 713.48 | 5/10/2021 | ND | 19.75 | 0.00 | 693.73 |
| MW-74 | 713.48 | 5/18/2021 | ND | 30.07 | 0.00 | 683.41 |
| MW-74 | 713.48 | 5/26/2021 | ND | 20.15 | 0.00 | 693.33 |
| MW-74 | 713.48 | 5/31/2021 | ND | 20.43 | 0.00 | 693.05 |
| MW-74 | 713.48 | 6/7/2021 | ND | 20.42 | 0.00 | 693.06 |
| MW-74 | 713.48 | 6/14/2021 | ND | 20.64 | 0.00 | 692.84 |
| MW-74 | 713.48 | 6/21/2021 | ND | 20.80 | 0.00 | 692.68 |
| MW-74 | 713.48 | 7/1/2021 | ND | 20.99 | 0.00 | 692.49 |
| MW-74 | 713.48 | 7/6/2021 | ND | 21.18 | 0.00 | 692.30 |
| MW-74 | 713.48 | 7/14/2021 | ND | 21.39 | 0.00 | 692.09 |
| MW-74 | 713.48 | 7/28/2021 | ND | 21.56 | 0.00 | 691.92 |
| MW-74 | 713.48 | 8/2/2021 | ND | 21.70 | 0.00 | 691.78 |
| MW-74 | 713.48 | 8/16/2021 | ND | 22.00 | 0.00 | 691.48 |
| MW-74 | 713.48 | 8/26/2021 | ND | 22.24 | 0.00 | 691.24 |
| MW-74 | 713.48 | 8/30/2021 | ND | 22.27 | 0.00 | 691.21 |
| MW-74 | 713.48 | 9/14/2021 | ND | 22.58 | 0.00 | 690.90 |
| MW-74 | 713.48 | 9/23/2021 | ND | 22.88 | 0.00 | 690.60 |
| MW-74 | 713.48 | 10/6/2021 | ND | 23.13 | 0.00 | 690.35 |
| MW-74 | 713.48 | 10/12/2021 | ND | 23.23 | 0.00 | 690.25 |
| MW-74 | 713.48 | 10/18/2021 | ND | 23.47 | 0.00 | 690.01 |
| MW-74 | 713.48 | 10/27/2021 | ND | 23.66 | 0.00 | 689.82 |
| MW-74 | 713.48 | 11/1/2021 | ND | 23.83 | 0.00 | 689.65 |
| MW-74 | 713.48 | 11/15/2021 | ND | 24.14 | 0.00 | 689.34 |
| MW-74 | 713.48 | 11/22/2021 | ND | 24.29 | 0.00 | 689.19 |
| MW-74 | 713.48 | 11/30/2021 | ND | 24.42 | 0.00 | 689.06 |
| MW-74 | 713.48 | 12/6/2021 | ND | 24.42 | 0.00 | 689.06 |
| MW-74 | 713.48 | 12/13/2021 | ND | 24.65 | 0.00 | 688.83 |
| MW-74 | 713.48 | 12/20/2021 | ND | 24.75 | 0.00 | 688.73 |
| MW-74 | 713.48 | 12/28/2021 | ND | 24.91 | 0.00 | 688.57 |
| MW-74 | 713.48 | 1/4/2022 | ND | 25.07 | 0.00 | 688.41 |
| MW-74 | 713.48 | 1/10/2022 | ND | 25.52 | 0.00 | 687.96 |
| MW-75 | 730.05 | 2/16/2021 | ND | 37.92 | 0.00 | 692.13 |

**Table 3**
**Summary of Monitoring Well Gauging Data**

Colonial Pipeline Company
2020-L1-SR2448
Huntersville, North Carolina

| Well ID | Top Of Casing Elevation[1] | Date | Depth to Free Product (ft btoc) | Depth to Groundwater (ft btoc) | Free Product Thickness (ft) | Groundwater Elevation[2] (ft btoc) |
|---|---|---|---|---|---|---|
| MW-75 | 730.05 | 2/22/2021 | ND | 37.88 | 0.00 | 692.17 |
| MW-75 | 730.05 | 3/4/2021 | ND | 37.86 | 0.00 | 692.19 |
| MW-75 | 730.05 | 3/8/2021 | ND | 37.97 | 0.00 | 692.08 |
| MW-75 | 730.05 | 3/15/2021 | ND | 37.88 | 0.00 | 692.17 |
| MW-75 | 730.05 | 3/22/2021 | ND | 37.87 | 0.00 | 692.18 |
| MW-75 | 730.05 | 4/1/2021 | ND | 37.80 | 0.00 | 692.25 |
| MW-75 | 730.05 | 4/12/2021 | ND | 37.73 | 0.00 | 692.32 |
| MW-75 | 730.05 | 4/19/2021 | ND | 37.73 | 0.00 | 692.32 |
| MW-75 | 730.05 | 4/29/2021 | ND | 37.64 | 0.00 | 692.41 |
| MW-75 | 730.05 | 5/3/2021 | ND | 37.61 | 0.00 | 692.44 |
| MW-75 | 730.05 | 5/10/2021 | ND | 37.69 | 0.00 | 692.36 |
| MW-75 | 730.05 | 5/18/2021 | ND | 37.77 | 0.00 | 692.28 |
| MW-75 | 730.05 | 5/26/2021 | ND | 37.73 | 0.00 | 692.32 |
| MW-75 | 730.05 | 5/31/2021 | ND | 37.86 | 0.00 | 692.19 |
| MW-75 | 730.05 | 6/7/2021 | ND | 37.81 | 0.00 | 692.24 |
| MW-75 | 730.05 | 6/14/2021 | ND | 37.82 | 0.00 | 692.23 |
| MW-75 | 730.05 | 6/21/2021 | ND | 37.94 | 0.00 | 692.11 |
| MW-75 | 730.05 | 7/1/2021 | ND | 38.09 | 0.00 | 691.96 |
| MW-75 | 730.05 | 7/6/2021 | ND | 38.20 | 0.00 | 691.85 |
| MW-75 | 730.05 | 7/14/2021 | ND | 38.30 | 0.00 | 691.75 |
| MW-75 | 730.05 | 7/28/2021 | ND | 38.52 | 0.00 | 691.53 |
| MW-75 | 730.05 | 8/2/2021 | ND | 38.69 | 0.00 | 691.36 |
| MW-75 | 730.05 | 8/16/2021 | ND | 38.87 | 0.00 | 691.18 |
| MW-75 | 730.05 | 8/26/2021 | ND | 39.11 | 0.00 | 690.94 |
| MW-75 | 730.05 | 8/30/2021 | ND | 39.25 | 0.00 | 690.80 |
| MW-75 | 730.05 | 9/14/2021 | ND | 39.54 | 0.00 | 690.51 |
| MW-75 | 730.05 | 9/23/2021 | ND | 39.70 | 0.00 | 690.35 |
| MW-75 | 730.05 | 10/6/2021 | ND | 40.00 | 0.00 | 690.05 |
| MW-75 | 730.05 | 10/12/2021 | ND | 40.13 | 0.00 | 689.92 |
| MW-75 | 730.05 | 10/18/2021 | ND | 40.28 | 0.00 | 689.77 |
| MW-75 | 730.05 | 10/27/2021 | ND | 40.41 | 0.00 | 689.64 |
| MW-75 | 730.05 | 11/1/2021 | ND | 40.55 | 0.00 | 689.50 |
| MW-75 | 730.05 | 11/15/2021 | ND | 40.90 | 0.00 | 689.15 |
| MW-75 | 730.05 | 11/22/2021 | ND | 41.01 | 0.00 | 689.04 |
| MW-75 | 730.05 | 11/30/2021 | ND | 41.26 | 0.00 | 688.79 |
| MW-75 | 730.05 | 12/6/2021 | ND | 41.31 | 0.00 | 688.74 |
| MW-75 | 730.05 | 12/13/2021 | ND | 41.54 | 0.00 | 688.51 |
| MW-75 | 730.05 | 12/20/2021 | ND | 41.67 | 0.00 | 688.38 |
| MW-75 | 730.05 | 12/28/2021 | ND | 41.80 | 0.00 | 688.25 |
| MW-75 | 730.05 | 1/4/2022 | ND | 42.06 | 0.00 | 687.99 |
| MW-75 | 730.05 | 1/10/2022 | ND | 42.18 | 0.00 | 687.87 |
| MW-76 | 723.94 | 2/16/2021 | ND | 29.60 | 0.00 | 694.34 |
| MW-76 | 723.94 | 2/22/2021 | ND | 29.21 | 0.00 | 694.73 |
| MW-76 | 723.94 | 3/4/2021 | ND | 28.94 | 0.00 | 695.00 |
| MW-76 | 723.94 | 3/8/2021 | ND | 28.98 | 0.00 | 694.96 |

**Table 3**
**Summary of Monitoring Well Gauging Data**

Colonial Pipeline Company
2020-L1-SR2448
Huntersville, North Carolina

| Well ID | Top Of Casing Elevation[1] | Date | Depth to Free Product (ft btoc) | Depth to Groundwater (ft btoc) | Free Product Thickness (ft) | Groundwater Elevation[2] (ft btoc) |
|---|---|---|---|---|---|---|
| MW-76 | 723.94 | 3/15/2021 | ND | 28.93 | 0.00 | 695.01 |
| MW-76 | 723.94 | 3/22/2021 | ND | 28.83 | 0.00 | 695.11 |
| MW-76 | 723.94 | 4/1/2021 | ND | 28.46 | 0.00 | 695.48 |
| MW-76 | 723.94 | 4/12/2021 | ND | 28.19 | 0.00 | 695.75 |
| MW-76 | 723.94 | 4/19/2021 | ND | 28.17 | 0.00 | 695.77 |
| MW-76 | 723.94 | 4/29/2021 | ND | 28.27 | 0.00 | 695.67 |
| MW-76 | 723.94 | 5/3/2021 | ND | 28.31 | 0.00 | 695.63 |
| MW-76 | 723.94 | 5/10/2021 | ND | 28.45 | 0.00 | 695.49 |
| MW-76 | 723.94 | 5/18/2021 | ND | 28.75 | 0.00 | 695.19 |
| MW-76 | 723.94 | 5/26/2021 | ND | 28.92 | 0.00 | 695.02 |
| MW-76 | 723.94 | 5/31/2021 | ND | 29.14 | 0.00 | 694.80 |
| MW-76 | 723.94 | 6/7/2021 | ND | 29.24 | 0.00 | 694.70 |
| MW-76 | 723.94 | 6/14/2021 | ND | 29.48 | 0.00 | 694.46 |
| MW-76 | 723.94 | 6/21/2021 | ND | 29.66 | 0.00 | 694.28 |
| MW-76 | 723.94 | 7/1/2021 | ND | 29.90 | 0.00 | 694.04 |
| MW-76 | 723.94 | 7/6/2021 | ND | 30.08 | 0.00 | 693.86 |
| MW-76 | 723.94 | 7/14/2021 | ND | 30.30 | 0.00 | 693.64 |
| MW-76 | 723.94 | 7/28/2021 | ND | 30.49 | 0.00 | 693.45 |
| MW-76 | 723.94 | 8/2/2021 | ND | 30.70 | 0.00 | 693.24 |
| MW-76 | 723.94 | 8/16/2021 | ND | 30.98 | 0.00 | 692.96 |
| MW-76 | 723.94 | 8/26/2021 | ND | 31.13 | 0.00 | 692.81 |
| MW-76 | 723.94 | 8/30/2021 | ND | 31.25 | 0.00 | 692.69 |
| MW-76 | 723.94 | 9/14/2021 | ND | 31.59 | 0.00 | 692.35 |
| MW-76 | 723.94 | 9/23/2021 | ND | 31.90 | 0.00 | 692.04 |
| MW-76 | 723.94 | 10/6/2021 | ND | 32.11 | 0.00 | 691.83 |
| MW-76 | 723.94 | 10/12/2021 | ND | 32.30 | 0.00 | 691.64 |
| MW-76 | 723.94 | 10/18/2021 | ND | 32.51 | 0.00 | 691.43 |
| MW-76 | 723.94 | 10/27/2021 | ND | 32.70 | 0.00 | 691.24 |
| MW-76 | 723.94 | 11/1/2021 | ND | 32.87 | 0.00 | 691.07 |
| MW-76 | 723.94 | 11/15/2021 | ND | 33.18 | 0.00 | 690.76 |
| MW-76 | 723.94 | 11/22/2021 | ND | 33.26 | 0.00 | 690.68 |
| MW-76 | 723.94 | 11/30/2021 | ND | 33.48 | 0.00 | 690.46 |
| MW-76 | 723.94 | 12/6/2021 | ND | 33.54 | 0.00 | 690.40 |
| MW-76 | 723.94 | 12/13/2021 | ND | 33.73 | 0.00 | 690.21 |
| MW-76 | 723.94 | 12/20/2021 | ND | 33.85 | 0.00 | 690.09 |
| MW-76 | 723.94 | 12/28/2021 | ND | 34.00 | 0.00 | 689.94 |
| MW-76 | 723.94 | 1/4/2022 | ND | 34.18 | 0.00 | 689.76 |
| MW-76 | 723.94 | 1/10/2022 | ND | 34.30 | 0.00 | 689.64 |
| MW-77 | 722.70 | 3/4/2021 | ND | 28.78 | 0.00 | 693.92 |
| MW-77 | 722.70 | 3/8/2021 | ND | 28.85 | 0.00 | 693.85 |
| MW-77 | 722.70 | 3/15/2021 | ND | 28.78 | 0.00 | 693.92 |
| MW-77 | 722.70 | 3/22/2021 | ND | 28.74 | 0.00 | 693.96 |
| MW-77 | 722.70 | 4/1/2021 | ND | 28.66 | 0.00 | 694.04 |
| MW-77 | 722.70 | 4/12/2021 | ND | 28.52 | 0.00 | 694.18 |
| MW-77 | 722.70 | 4/19/2021 | ND | 28.46 | 0.00 | 694.24 |

**Table 3**
**Summary of Monitoring Well Gauging Data**

Colonial Pipeline Company
2020-L1-SR2448
Huntersville, North Carolina

| Well ID | Top Of Casing Elevation[1] | Date | Depth to Free Product (ft btoc) | Depth to Groundwater (ft btoc) | Free Product Thickness (ft) | Groundwater Elevation[2] (ft btoc) |
|---|---|---|---|---|---|---|
| MW-77 | 722.70 | 4/29/2021 | ND | 28.39 | 0.00 | 694.31 |
| MW-77 | 722.70 | 5/3/2021 | ND | 28.36 | 0.00 | 694.34 |
| MW-77 | 722.70 | 5/10/2021 | ND | 28.36 | 0.00 | 694.34 |
| MW-77 | 722.70 | 5/18/2021 | ND | 28.42 | 0.00 | 694.28 |
| MW-77 | 722.70 | 5/26/2021 | ND | 28.38 | 0.00 | 694.32 |
| MW-77 | 722.70 | 5/31/2021 | ND | 28.49 | 0.00 | 694.21 |
| MW-77 | 722.70 | 6/7/2021 | ND | 28.42 | 0.00 | 694.28 |
| MW-77 | 722.70 | 6/14/2021 | ND | 28.46 | 0.00 | 694.24 |
| MW-77 | 722.70 | 6/21/2021 | ND | 28.49 | 0.00 | 694.21 |
| MW-77 | 722.70 | 7/1/2021 | ND | 28.54 | 0.00 | 694.16 |
| MW-77 | 722.70 | 7/6/2021 | ND | 28.61 | 0.00 | 694.09 |
| MW-77 | 722.70 | 7/14/2021 | ND | 28.69 | 0.00 | 694.01 |
| MW-77 | 722.70 | 7/28/2021 | ND | 28.66 | 0.00 | 694.04 |
| MW-77 | 722.70 | 8/2/2021 | ND | 28.73 | 0.00 | 693.97 |
| MW-77 | 722.70 | 8/16/2021 | ND | 28.80 | 0.00 | 693.90 |
| MW-77 | 722.70 | 8/26/2021 | ND | 28.48 | 0.00 | 694.22 |
| MW-77 | 722.70 | 8/30/2021 | ND | 28.62 | 0.00 | 694.08 |
| MW-77 | 722.70 | 9/14/2021 | ND | 28.90 | 0.00 | 693.80 |
| MW-77 | 722.70 | 9/23/2021 | ND | 29.12 | 0.00 | 693.58 |
| MW-77 | 722.70 | 10/6/2021 | ND | 29.26 | 0.00 | 693.44 |
| MW-77 | 722.70 | 10/12/2021 | ND | 29.38 | 0.00 | 693.32 |
| MW-77 | 722.70 | 10/18/2021 | ND | 29.52 | 0.00 | 693.18 |
| MW-77 | 722.70 | 10/27/2021 | ND | 29.64 | 0.00 | 693.06 |
| MW-77 | 722.70 | 11/1/2021 | ND | 29.77 | 0.00 | 692.93 |
| MW-77 | 722.70 | 11/15/2021 | ND | 30.01 | 0.00 | 692.69 |
| MW-77 | 722.70 | 11/22/2021 | ND | 30.20 | 0.00 | 692.50 |
| MW-77 | 722.70 | 11/30/2021 | ND | 30.20 | 0.00 | 692.50 |
| MW-77 | 722.70 | 12/6/2021 | ND | 30.23 | 0.00 | 692.47 |
| MW-77 | 722.70 | 12/13/2021 | ND | 30.45 | 0.00 | 692.25 |
| MW-77 | 722.70 | 12/20/2021 | ND | 30.57 | 0.00 | 692.13 |
| MW-77 | 722.70 | 12/28/2021 | ND | 30.64 | 0.00 | 692.06 |
| MW-77 | 722.70 | 1/4/2022 | ND | 30.81 | 0.00 | 691.89 |
| MW-77 | 722.70 | 1/10/2022 | ND | 30.89 | 0.00 | 691.81 |
| MW-78 | 725.08 | 3/4/2021 | ND | 33.02 | 0.00 | 692.06 |
| MW-78 | 725.08 | 3/8/2021 | ND | 33.07 | 0.00 | 692.01 |
| MW-78 | 725.08 | 3/15/2021 | ND | 33.00 | 0.00 | 692.08 |
| MW-78 | 725.08 | 3/22/2021 | ND | 32.92 | 0.00 | 692.16 |
| MW-78 | 725.08 | 4/1/2021 | ND | 32.83 | 0.00 | 692.25 |
| MW-78 | 725.08 | 4/12/2021 | ND | 32.69 | 0.00 | 692.39 |
| MW-78 | 725.08 | 4/19/2021 | ND | 32.60 | 0.00 | 692.48 |
| MW-78 | 725.08 | 4/29/2021 | ND | 32.46 | 0.00 | 692.62 |
| MW-78 | 725.08 | 5/3/2021 | ND | 32.42 | 0.00 | 692.66 |
| MW-78 | 725.08 | 5/10/2021 | ND | 32.42 | 0.00 | 692.66 |
| MW-78 | 725.08 | 5/18/2021 | ND | 32.45 | 0.00 | 692.63 |
| MW-78 | 725.08 | 5/26/2021 | ND | 32.40 | 0.00 | 692.68 |

**Table 3**
**Summary of Monitoring Well Gauging Data**

Colonial Pipeline Company
2020-L1-SR2448
Huntersville, North Carolina

| Well ID | Top Of Casing Elevation[1] | Date | Depth to Free Product (ft btoc) | Depth to Groundwater (ft btoc) | Free Product Thickness (ft) | Groundwater Elevation[2] (ft btoc) |
|---|---|---|---|---|---|---|
| MW-78 | 725.08 | 5/31/2021 | ND | 32.50 | 0.00 | 692.58 |
| MW-78 | 725.08 | 6/7/2021 | ND | 32.50 | 0.00 | 692.58 |
| MW-78 | 725.08 | 6/14/2021 | ND | 32.49 | 0.00 | 692.59 |
| MW-78 | 725.08 | 6/21/2021 | ND | 32.55 | 0.00 | 692.53 |
| MW-78 | 725.08 | 7/1/2021 | ND | 32.64 | 0.00 | 692.44 |
| MW-78 | 725.08 | 7/6/2021 | ND | 32.75 | 0.00 | 692.33 |
| MW-78 | 725.08 | 7/14/2021 | ND | 32.87 | 0.00 | 692.21 |
| MW-78 | 725.08 | 7/28/2021 | ND | 32.93 | 0.00 | 692.15 |
| MW-78 | 725.08 | 8/2/2021 | ND | 33.04 | 0.00 | 692.04 |
| MW-78 | 725.08 | 8/16/2021 | ND | 33.19 | 0.00 | 691.89 |
| MW-78 | 725.08 | 8/26/2021 | ND | 33.02 | 0.00 | 692.06 |
| MW-78 | 725.08 | 8/30/2021 | ND | 33.18 | 0.00 | 691.90 |
| MW-78 | 725.08 | 9/14/2021 | ND | 33.57 | 0.00 | 691.51 |
| MW-78 | 725.08 | 9/23/2021 | ND | 33.81 | 0.00 | 691.27 |
| MW-78 | 725.08 | 10/6/2021 | ND | 33.99 | 0.00 | 691.09 |
| MW-78 | 725.08 | 10/12/2021 | ND | 34.12 | 0.00 | 690.96 |
| MW-78 | 725.08 | 10/18/2021 | ND | 34.28 | 0.00 | 690.80 |
| MW-78 | 725.08 | 10/27/2021 | ND | 34.46 | 0.00 | 690.62 |
| MW-78 | 725.08 | 11/1/2021 | ND | 34.58 | 0.00 | 690.50 |
| MW-78 | 725.08 | 11/15/2021 | ND | 34.84 | 0.00 | 690.24 |
| MW-78 | 725.08 | 11/22/2021 | ND | 34.83 | 0.00 | 690.25 |
| MW-78 | 725.08 | 11/30/2021 | ND | 35.00 | 0.00 | 690.08 |
| MW-78 | 725.08 | 12/6/2021 | ND | 35.02 | 0.00 | 690.06 |
| MW-78 | 725.08 | 12/13/2021 | ND | 35.22 | 0.00 | 689.86 |
| MW-78 | 725.08 | 12/20/2021 | ND | 35.32 | 0.00 | 689.76 |
| MW-78 | 725.08 | 12/28/2021 | ND | 35.39 | 0.00 | 689.69 |
| MW-78 | 725.08 | 1/4/2022 | ND | 35.51 | 0.00 | 689.57 |
| MW-78 | 725.08 | 1/10/2022 | ND | 35.60 | 0.00 | 689.48 |
| MW-79 | 721.56 | 3/4/2021 | ND | 27.60 | 0.00 | 693.96 |
| MW-79 | 721.56 | 3/8/2021 | ND | 27.66 | 0.00 | 693.90 |
| MW-79 | 721.56 | 3/15/2021 | ND | 27.60 | 0.00 | 693.96 |
| MW-79 | 721.56 | 3/22/2021 | ND | 27.50 | 0.00 | 694.06 |
| MW-79 | 721.56 | 4/1/2021 | ND | 27.45 | 0.00 | 694.11 |
| MW-79 | 721.56 | 4/12/2021 | ND | 27.31 | 0.00 | 694.25 |
| MW-79 | 721.56 | 4/19/2021 | ND | 27.27 | 0.00 | 694.29 |
| MW-79 | 721.56 | 4/29/2021 | ND | 27.22 | 0.00 | 694.34 |
| MW-79 | 721.56 | 5/3/2021 | ND | 27.19 | 0.00 | 694.37 |
| MW-79 | 721.56 | 5/10/2021 | ND | 27.20 | 0.00 | 694.36 |
| MW-79 | 721.56 | 5/18/2021 | ND | 27.24 | 0.00 | 694.32 |
| MW-79 | 721.56 | 5/26/2021 | ND | 27.21 | 0.00 | 694.35 |
| MW-79 | 721.56 | 5/31/2021 | ND | 27.34 | 0.00 | 694.22 |
| MW-79 | 721.56 | 6/7/2021 | ND | 27.25 | 0.00 | 694.31 |
| MW-79 | 721.56 | 6/14/2021 | ND | 27.28 | 0.00 | 694.28 |
| MW-79 | 721.56 | 6/21/2021 | ND | 27.30 | 0.00 | 694.26 |
| MW-79 | 721.56 | 7/1/2021 | ND | 27.35 | 0.00 | 694.21 |

**Table 3**
**Summary of Monitoring Well Gauging Data**

Colonial Pipeline Company
2020-L1-SR2448
Huntersville, North Carolina

| Well ID | Top Of Casing Elevation[1] | Date | Depth to Free Product (ft btoc) | Depth to Groundwater (ft btoc) | Free Product Thickness (ft) | Groundwater Elevation[2] (ft btoc) |
|---|---|---|---|---|---|---|
| MW-79 | 721.56 | 7/6/2021 | ND | 27.42 | 0.00 | 694.14 |
| MW-79 | 721.56 | 7/14/2021 | ND | 27.49 | 0.00 | 694.07 |
| MW-79 | 721.56 | 7/28/2021 | ND | 27.44 | 0.00 | 694.12 |
| MW-79 | 721.56 | 8/2/2021 | ND | 27.52 | 0.00 | 694.04 |
| MW-79 | 721.56 | 8/16/2021 | ND | 27.59 | 0.00 | 693.97 |
| MW-79 | 721.56 | 8/26/2021 | ND | 27.49 | 0.00 | 694.07 |
| MW-79 | 721.56 | 8/30/2021 | ND | 27.49 | 0.00 | 694.07 |
| MW-79 | 721.56 | 9/14/2021 | ND | 27.65 | 0.00 | 693.91 |
| MW-79 | 721.56 | 9/23/2021 | ND | 27.92 | 0.00 | 693.64 |
| MW-79 | 721.56 | 10/6/2021 | ND | 28.06 | 0.00 | 693.50 |
| MW-79 | 721.56 | 10/12/2021 | ND | 28.17 | 0.00 | 693.39 |
| MW-79 | 721.56 | 10/18/2021 | ND | 28.32 | 0.00 | 693.24 |
| MW-79 | 721.56 | 10/27/2021 | ND | 28.47 | 0.00 | 693.09 |
| MW-79 | 721.56 | 11/1/2021 | ND | 28.56 | 0.00 | 693.00 |
| MW-79 | 721.56 | 11/15/2021 | ND | 28.81 | 0.00 | 692.75 |
| MW-79 | 721.56 | 11/22/2021 | ND | 28.84 | 0.00 | 692.72 |
| MW-79 | 721.56 | 11/30/2021 | ND | 29.02 | 0.00 | 692.54 |
| MW-79 | 721.67 | 12/6/2021 | ND | 28.98 | 0.00 | 692.69 |
| MW-79 | 721.67 | 12/13/2021 | ND | 29.21 | 0.00 | 692.46 |
| MW-79 | 721.67 | 12/20/2021 | ND | 29.31 | 0.00 | 692.36 |
| MW-79 | 721.67 | 12/28/2021 | ND | 29.34 | 0.00 | 692.33 |
| MW-79 | 721.67 | 1/4/2022 | ND | 29.54 | 0.00 | 692.13 |
| MW-79 | 721.67 | 1/10/2022 | ND | 29.68 | 0.00 | 691.99 |
| MW-80 | 722.65 | 3/4/2021 | ND | 28.76 | 0.00 | 693.89 |
| MW-80 | 722.65 | 3/8/2021 | ND | 28.81 | 0.00 | 693.84 |
| MW-80 | 722.65 | 3/15/2021 | ND | 28.72 | 0.00 | 693.93 |
| MW-80 | 722.65 | 3/22/2021 | ND | 28.65 | 0.00 | 694.00 |
| MW-80 | 722.65 | 4/1/2021 | ND | 28.57 | 0.00 | 694.08 |
| MW-80 | 722.65 | 4/12/2021 | ND | 28.41 | 0.00 | 694.24 |
| MW-80 | 722.65 | 4/19/2021 | ND | 28.31 | 0.00 | 694.34 |
| MW-80 | 722.65 | 4/29/2021 | ND | 28.22 | 0.00 | 694.43 |
| MW-80 | 722.65 | 5/3/2021 | ND | NM | NM | NM |
| MW-80 | 722.65 | 5/10/2021 | ND | 28.20 | 0.00 | 694.45 |
| MW-80 | 722.65 | 5/18/2021 | ND | 28.24 | 0.00 | 694.41 |
| MW-80 | 722.65 | 5/26/2021 | ND | 28.19 | 0.00 | 694.46 |
| MW-80 | 722.65 | 5/31/2021 | ND | 28.31 | 0.00 | 694.34 |
| MW-80 | 722.65 | 6/7/2021 | ND | 28.20 | 0.00 | 694.45 |
| MW-80 | 722.65 | 6/14/2021 | ND | 28.25 | 0.00 | 694.40 |
| MW-80 | 722.65 | 6/21/2021 | ND | 28.29 | 0.00 | 694.36 |
| MW-80 | 722.65 | 7/1/2021 | ND | 28.34 | 0.00 | 694.31 |
| MW-80 | 722.65 | 7/6/2021 | ND | 28.42 | 0.00 | 694.23 |
| MW-80 | 722.65 | 7/14/2021 | ND | 28.52 | 0.00 | 694.13 |
| MW-80 | 722.65 | 7/28/2021 | ND | 28.48 | 0.00 | 694.17 |
| MW-80 | 722.65 | 8/2/2021 | ND | 28.60 | 0.00 | 694.05 |
| MW-80 | 722.65 | 8/16/2021 | ND | 28.68 | 0.00 | 693.97 |

**Table 3**
**Summary of Monitoring Well Gauging Data**

Colonial Pipeline Company
2020-L1-SR2448
Huntersville, North Carolina

| Well ID | Top Of Casing Elevation[1] | Date | Depth to Free Product (ft btoc) | Depth to Groundwater (ft btoc) | Free Product Thickness (ft) | Groundwater Elevation[2] (ft btoc) |
|---|---|---|---|---|---|---|
| MW-80 | 722.65 | 8/26/2021 | ND | 28.55 | 0.00 | 694.10 |
| MW-80 | 722.65 | 8/30/2021 | ND | 28.62 | 0.00 | 694.03 |
| MW-80 | 722.65 | 9/14/2021 | ND | 28.61 | 0.00 | 694.04 |
| MW-80 | 722.65 | 9/23/2021 | ND | 29.05 | 0.00 | 693.60 |
| MW-80 | 722.65 | 10/6/2021 | ND | 29.16 | 0.00 | 693.49 |
| MW-80 | 722.65 | 10/12/2021 | ND | 29.28 | 0.00 | 693.37 |
| MW-80 | 722.65 | 10/18/2021 | ND | 29.41 | 0.00 | 693.24 |
| MW-80 | 722.65 | 10/27/2021 | ND | 29.51 | 0.00 | 693.14 |
| MW-80 | 722.65 | 11/1/2021 | ND | 29.65 | 0.00 | 693.00 |
| MW-80 | 722.65 | 11/15/2021 | ND | 29.89 | 0.00 | 692.76 |
| MW-80 | 722.65 | 11/22/2021 | ND | 29.89 | 0.00 | 692.76 |
| MW-80 | 722.65 | 11/30/2021 | ND | 30.02 | 0.00 | 692.63 |
| MW-80 | 722.65 | 12/6/2021 | ND | 30.08 | 0.00 | 692.57 |
| MW-80 | 722.65 | 12/13/2021 | ND | 30.34 | 0.00 | 692.31 |
| MW-80 | 722.65 | 12/20/2021 | ND | 30.45 | 0.00 | 692.20 |
| MW-80 | 722.65 | 12/28/2021 | ND | 30.49 | 0.00 | 692.16 |
| MW-80 | 722.65 | 1/4/2022 | ND | 30.70 | 0.00 | 691.95 |
| MW-80 | 722.65 | 1/10/2022 | ND | 30.80 | 0.00 | 691.85 |
| MW-81 | 723.10 | 3/4/2021 | ND | 30.33 | 0.00 | 692.77 |
| MW-81 | 723.10 | 3/8/2021 | ND | 30.34 | 0.00 | 692.76 |
| MW-81 | 723.10 | 3/15/2021 | ND | 30.19 | 0.00 | 692.91 |
| MW-81 | 723.10 | 3/22/2021 | ND | 30.09 | 0.00 | 693.01 |
| MW-81 | 723.10 | 4/1/2021 | ND | 29.99 | 0.00 | 693.11 |
| MW-81 | 723.10 | 4/12/2021 | ND | 29.79 | 0.00 | 693.31 |
| MW-81 | 723.10 | 4/19/2021 | ND | 29.66 | 0.00 | 693.44 |
| MW-81 | 723.10 | 4/29/2021 | ND | 29.50 | 0.00 | 693.60 |
| MW-81 | 723.10 | 5/3/2021 | ND | 29.43 | 0.00 | 693.67 |
| MW-81 | 722.83 | 5/10/2021 | ND | 29.38 | 0.00 | 693.45 |
| MW-81 | 722.83 | 5/18/2021 | ND | 29.11 | 0.00 | 693.72 |
| MW-81 | 722.83 | 5/26/2021 | ND | 29.04 | 0.00 | 693.79 |
| MW-81 | 722.83 | 5/31/2021 | ND | 29.13 | 0.00 | 693.70 |
| MW-81 | 722.83 | 6/7/2021 | ND | 29.04 | 0.00 | 693.79 |
| MW-81 | 722.83 | 6/14/2021 | ND | 29.11 | 0.00 | 693.72 |
| MW-81 | 722.83 | 6/21/2021 | ND | 29.16 | 0.00 | 693.67 |
| MW-81 | 722.83 | 7/1/2021 | ND | 28.27 | 0.00 | 694.56 |
| MW-81 | 722.83 | 7/6/2021 | ND | 29.37 | 0.00 | 693.46 |
| MW-81 | 722.83 | 7/14/2021 | ND | 29.51 | 0.00 | 693.32 |
| MW-81 | 722.83 | 7/28/2021 | ND | 29.60 | 0.00 | 693.23 |
| MW-81 | 722.83 | 8/2/2021 | ND | 29.76 | 0.00 | 693.07 |
| MW-81 | 722.83 | 8/16/2021 | ND | 29.90 | 0.00 | 692.93 |
| MW-81 | 722.83 | 8/26/2021 | ND | 30.05 | 0.00 | 692.78 |
| MW-81 | 722.83 | 8/30/2021 | ND | 30.04 | 0.00 | 692.79 |
| MW-81 | 722.83 | 9/14/2021 | ND | 30.21 | 0.00 | 692.62 |
| MW-81 | 722.83 | 9/23/2021 | ND | 30.42 | 0.00 | 692.41 |
| MW-81 | 722.83 | 10/6/2021 | ND | 30.60 | 0.00 | 692.23 |

**Table 3**
**Summary of Monitoring Well Gauging Data**

Colonial Pipeline Company
2020-L1-SR2448
Huntersville, North Carolina

| Well ID | Top Of Casing Elevation[1] | Date | Depth to Free Product (ft btoc) | Depth to Groundwater (ft btoc) | Free Product Thickness (ft) | Groundwater Elevation[2] (ft btoc) |
|---|---|---|---|---|---|---|
| MW-81 | 722.83 | 10/12/2021 | ND | 30.72 | 0.00 | 692.11 |
| MW-81 | 722.83 | 10/18/2021 | ND | 30.87 | 0.00 | 691.96 |
| MW-81 | 722.83 | 10/27/2021 | ND | 31.00 | 0.00 | 691.83 |
| MW-81 | 722.83 | 11/1/2021 | ND | 31.13 | 0.00 | 691.70 |
| MW-81 | 722.83 | 11/15/2021 | ND | 31.42 | 0.00 | 691.41 |
| MW-81 | 722.83 | 11/22/2021 | ND | 31.47 | 0.00 | 691.36 |
| MW-81 | 722.83 | 11/30/2021 | ND | 31.68 | 0.00 | 691.15 |
| MW-81 | 722.83 | 12/6/2021 | ND | 31.70 | 0.00 | 691.13 |
| MW-81 | 722.83 | 12/13/2021 | ND | 31.94 | 0.00 | 690.89 |
| MW-81 | 722.83 | 12/20/2021 | ND | 32.05 | 0.00 | 690.78 |
| MW-81 | 722.83 | 12/28/2021 | ND | 32.12 | 0.00 | 690.71 |
| MW-81 | 722.83 | 1/4/2022 | ND | 32.31 | 0.00 | 690.52 |
| MW-81 | 722.83 | 1/10/2022 | ND | 32.43 | 0.00 | 690.40 |
| MW-82 | 724.48 | 3/4/2021 | ND | 32.38 | 0.00 | 692.10 |
| MW-82 | 724.48 | 3/8/2021 | ND | 32.39 | 0.00 | 692.09 |
| MW-82 | 724.48 | 3/15/2021 | ND | 32.25 | 0.00 | 692.23 |
| MW-82 | 724.48 | 3/22/2021 | ND | 32.04 | 0.00 | 692.44 |
| MW-82 | 724.48 | 4/1/2021 | ND | 31.86 | 0.00 | 692.62 |
| MW-82 | 724.48 | 4/12/2021 | ND | 32.54 | 0.00 | 691.94 |
| MW-82 | 724.48 | 4/19/2021 | ND | 31.35 | 0.00 | 693.13 |
| MW-82 | 724.48 | 4/29/2021 | ND | 31.24 | 0.00 | 693.24 |
| MW-82 | 724.48 | 5/3/2021 | ND | 31.18 | 0.00 | 693.30 |
| MW-82 | 724.27 | 5/10/2021 | ND | 31.17 | 0.00 | 693.10 |
| MW-82 | 724.27 | 5/18/2021 | ND | 31.06 | 0.00 | 693.21 |
| MW-82 | 724.27 | 5/26/2021 | ND | 31.09 | 0.00 | 693.18 |
| MW-82 | 724.28 | 5/31/2021 | ND | 31.24 | 0.00 | 693.04 |
| MW-82 | 724.28 | 6/7/2021 | ND | 31.25 | 0.00 | 693.03 |
| MW-82 | 724.28 | 6/14/2021 | ND | 31.42 | 0.00 | 692.86 |
| MW-82 | 724.28 | 6/21/2021 | ND | 31.55 | 0.00 | 692.73 |
| MW-82 | 724.28 | 7/1/2021 | ND | 31.76 | 0.00 | 692.52 |
| MW-82 | 724.28 | 7/6/2021 | ND | 31.92 | 0.00 | 692.36 |
| MW-82 | 724.28 | 7/14/2021 | ND | 32.09 | 0.00 | 692.19 |
| MW-82 | 724.28 | 7/28/2021 | ND | 32.31 | 0.00 | 691.97 |
| MW-82 | 724.28 | 8/2/2021 | ND | 32.51 | 0.00 | 691.77 |
| MW-82 | 724.28 | 8/16/2021 | ND | 32.73 | 0.00 | 691.55 |
| MW-82 | 724.28 | 8/26/2021 | ND | 32.95 | 0.00 | 691.33 |
| MW-82 | 724.28 | 8/30/2021 | ND | 32.99 | 0.00 | 691.29 |
| MW-82 | 724.28 | 9/14/2021 | ND | 33.28 | 0.00 | 691.00 |
| MW-82 | 724.28 | 9/23/2021 | ND | 33.56 | 0.00 | 690.72 |
| MW-82 | 724.28 | 10/6/2021 | ND | 33.80 | 0.00 | 690.48 |
| MW-82 | 724.28 | 10/12/2021 | ND | 33.96 | 0.00 | 690.32 |
| MW-82 | 724.28 | 10/18/2021 | ND | 34.18 | 0.00 | 690.10 |
| MW-82 | 724.28 | 10/27/2021 | ND | 34.35 | 0.00 | 689.93 |
| MW-82 | 724.28 | 11/1/2021 | ND | 34.52 | 0.00 | 689.76 |
| MW-82 | 724.28 | 11/15/2021 | ND | 35.85 | 0.00 | 688.43 |

**Table 3**
**Summary of Monitoring Well Gauging Data**

Colonial Pipeline Company
2020-L1-SR2448
Huntersville, North Carolina

| Well ID | Top Of Casing Elevation[1] | Date | Depth to Free Product (ft btoc) | Depth to Groundwater (ft btoc) | Free Product Thickness (ft) | Groundwater Elevation[2] (ft btoc) |
|---|---|---|---|---|---|---|
| MW-82 | 724.28 | 11/22/2021 | ND | 34.92 | 0.00 | 689.36 |
| MW-82 | 724.27 | 11/30/2021 | ND | 35.15 | 0.00 | 689.12 |
| MW-82 | 724.27 | 12/6/2021 | ND | 35.16 | 0.00 | 689.11 |
| MW-82 | 724.27 | 12/13/2021 | ND | 35.40 | 0.00 | 688.87 |
| MW-82 | 724.27 | 12/20/2021 | ND | 35.50 | 0.00 | 688.77 |
| MW-82 | 724.27 | 12/28/2021 | ND | 35.54 | 0.00 | 688.73 |
| MW-82 | 724.27 | 1/4/2022 | ND | 35.73 | 0.00 | 688.54 |
| MW-82 | 724.27 | 1/10/2022 | ND | 35.81 | 0.00 | 688.46 |
| MW-83 | 724.91 | 3/8/2021 | ND | 32.77 | 0.00 | 692.14 |
| MW-83 | 724.91 | 3/15/2021 | ND | 30.63 | 0.00 | 694.28 |
| MW-83 | 724.91 | 3/22/2021 | ND | 31.63 | 0.00 | 693.28 |
| MW-83 | 724.91 | 4/1/2021 | ND | 30.58 | 0.00 | 694.33 |
| MW-83 | 724.91 | 4/12/2021 | ND | 30.32 | 0.00 | 694.59 |
| MW-83 | 724.91 | 4/19/2021 | ND | 30.24 | 0.00 | 694.67 |
| MW-83 | 724.91 | 4/29/2021 | ND | 30.22 | 0.00 | 694.69 |
| MW-83 | 724.91 | 5/3/2021 | ND | 30.22 | 0.00 | 694.69 |
| MW-83 | 724.91 | 5/10/2021 | ND | 30.33 | 0.00 | 694.58 |
| MW-83 | 724.91 | 5/18/2021 | ND | 30.38 | 0.00 | 694.53 |
| MW-83 | 724.91 | 5/26/2021 | ND | 30.36 | 0.00 | 694.55 |
| MW-83 | 724.91 | 5/31/2021 | ND | 30.33 | 0.00 | 694.58 |
| MW-83 | 724.91 | 6/7/2021 | ND | 30.45 | 0.00 | 694.46 |
| MW-83 | 724.91 | 6/14/2021 | ND | 30.45 | 0.00 | 694.46 |
| MW-83 | 724.91 | 6/21/2021 | ND | 30.40 | 0.00 | 694.51 |
| MW-83 | 724.91 | 7/1/2021 | ND | 30.65 | 0.00 | 694.26 |
| MW-83 | 724.91 | 7/6/2021 | ND | 30.79 | 0.00 | 694.12 |
| MW-83 | 724.91 | 7/14/2021 | ND | 30.87 | 0.00 | 694.04 |
| MW-83 | 724.91 | 7/28/2021 | ND | 31.08 | 0.00 | 693.83 |
| MW-83 | 724.91 | 8/2/2021 | ND | 31.23 | 0.00 | 693.68 |
| MW-83 | 724.91 | 8/16/2021 | ND | 31.36 | 0.00 | 693.55 |
| MW-83 | 724.91 | 8/26/2021 | ND | 31.44 | 0.00 | 693.47 |
| MW-83 | 724.91 | 8/30/2021 | ND | 31.43 | 0.00 | 693.48 |
| MW-83 | 724.91 | 9/14/2021 | ND | 31.63 | 0.00 | 693.28 |
| MW-83 | 724.91 | 9/23/2021 | ND | 31.70 | 0.00 | 693.21 |
| MW-83 | 724.91 | 10/6/2021 | ND | 31.93 | 0.00 | 692.98 |
| MW-83 | 724.91 | 10/12/2021 | ND | 37.10 | 0.00 | 687.81 |
| MW-83 | 724.91 | 10/18/2021 | ND | 32.22 | 0.00 | 692.69 |
| MW-83 | 724.91 | 10/27/2021 | ND | 32.30 | 0.00 | 692.61 |
| MW-83 | 724.91 | 11/1/2021 | ND | 32.43 | 0.00 | 692.48 |
| MW-83 | 724.91 | 11/15/2021 | ND | 32.62 | 0.00 | 692.29 |
| MW-83 | 724.91 | 11/22/2021 | ND | 32.63 | 0.00 | 692.28 |
| MW-83 | 724.91 | 11/30/2021 | ND | 32.77 | 0.00 | 692.14 |
| MW-83 | 724.91 | 12/6/2021 | ND | 37.82 | 0.00 | 687.09 |
| MW-83 | 724.91 | 12/13/2021 | ND | 33.04 | 0.00 | 691.87 |
| MW-83 | 724.91 | 12/20/2021 | ND | 33.13 | 0.00 | 691.78 |
| MW-83 | 724.91 | 12/28/2021 | ND | 33.16 | 0.00 | 691.75 |

**Table 3**
**Summary of Monitoring Well Gauging Data**

Colonial Pipeline Company
2020-L1-SR2448
Huntersville, North Carolina

| Well ID | Top Of Casing Elevation[1] | Date | Depth to Free Product (ft btoc) | Depth to Groundwater (ft btoc) | Free Product Thickness (ft) | Groundwater Elevation[2] (ft btoc) |
|---|---|---|---|---|---|---|
| MW-83 | 724.91 | 1/4/2022 | ND | 33.39 | 0.00 | 691.52 |
| MW-83 | 724.91 | 1/10/2022 | ND | 33.46 | 0.00 | 691.45 |
| MW-84 | 723.99 | 3/8/2021 | ND | 31.37 | 0.00 | 692.62 |
| MW-84 | 723.99 | 3/15/2021 | ND | 29.60 | 0.00 | 694.39 |
| MW-84 | 723.99 | 3/22/2021 | ND | 29.60 | 0.00 | 694.39 |
| MW-84 | 723.99 | 4/1/2021 | ND | 29.52 | 0.00 | 694.47 |
| MW-84 | 723.99 | 4/12/2021 | ND | 29.33 | 0.00 | 694.66 |
| MW-84 | 723.99 | 4/19/2021 | ND | 29.25 | 0.00 | 694.74 |
| MW-84 | 723.99 | 4/29/2021 | ND | 29.21 | 0.00 | 694.78 |
| MW-84 | 723.99 | 5/3/2021 | ND | 29.18 | 0.00 | 694.81 |
| MW-84 | 723.99 | 5/10/2021 | ND | 29.23 | 0.00 | 694.76 |
| MW-84 | 723.99 | 5/18/2021 | ND | 29.38 | 0.00 | 694.61 |
| MW-84 | 723.99 | 5/26/2021 | ND | 29.33 | 0.00 | 694.66 |
| MW-84 | 723.99 | 5/31/2021 | ND | 29.42 | 0.00 | 694.57 |
| MW-84 | 723.99 | 6/7/2021 | ND | 29.43 | 0.00 | 694.56 |
| MW-84 | 723.99 | 6/14/2021 | ND | 29.44 | 0.00 | 694.55 |
| MW-84 | 723.99 | 6/21/2021 | ND | 29.39 | 0.00 | 694.60 |
| MW-84 | 723.99 | 7/1/2021 | ND | 29.51 | 0.00 | 694.48 |
| MW-84 | 723.99 | 7/6/2021 | ND | 29.67 | 0.00 | 694.32 |
| MW-84 | 723.99 | 7/14/2021 | ND | 29.75 | 0.00 | 694.24 |
| MW-84 | 723.99 | 7/28/2021 | ND | 29.87 | 0.00 | 694.12 |
| MW-84 | 723.99 | 8/2/2021 | ND | 29.98 | 0.00 | 694.01 |
| MW-84 | 723.99 | 8/16/2021 | ND | 30.06 | 0.00 | 693.93 |
| MW-84 | 723.99 | 8/26/2021 | ND | 31.40 | 0.00 | 692.59 |
| MW-84 | 723.99 | 8/30/2021 | ND | 30.13 | 0.00 | 693.86 |
| MW-84 | 723.99 | 9/14/2021 | ND | 33.10 | 0.00 | 690.89 |
| MW-84 | 723.99 | 9/23/2021 | ND | 30.39 | 0.00 | 693.60 |
| MW-84 | 723.99 | 10/6/2021 | ND | 30.56 | 0.00 | 693.43 |
| MW-84 | 723.99 | 10/12/2021 | ND | 30.68 | 0.00 | 693.31 |
| MW-84 | 723.99 | 10/18/2021 | ND | 30.79 | 0.00 | 693.20 |
| MW-84 | 723.99 | 10/27/2021 | ND | 30.89 | 0.00 | 693.10 |
| MW-84 | 723.99 | 11/1/2021 | ND | 31.00 | 0.00 | 692.99 |
| MW-84 | 723.99 | 11/15/2021 | ND | 31.20 | 0.00 | 692.79 |
| MW-84 | 723.99 | 11/22/2021 | ND | 31.17 | 0.00 | 692.82 |
| MW-84 | 723.99 | 11/30/2021 | ND | 31.36 | 0.00 | 692.63 |
| MW-84 | 723.99 | 12/6/2021 | ND | 31.40 | 0.00 | 692.59 |
| MW-84 | 723.99 | 12/13/2021 | ND | 31.53 | 0.00 | 692.46 |
| MW-84 | 723.99 | 12/20/2021 | ND | 31.68 | 0.00 | 692.31 |
| MW-84 | 723.99 | 12/28/2021 | ND | 31.76 | 0.00 | 692.23 |
| MW-84 | 723.99 | 1/4/2022 | ND | 31.94 | 0.00 | 692.05 |
| MW-84 | 723.99 | 1/10/2022 | ND | 32.02 | 0.00 | 691.97 |
| MW-85 | 727.75 | 3/11/2021 | 31.56 | 37.17 | 5.61 | 694.69 |
| MW-85 | 727.75 | 3/15/2021 | 31.38 | 37.60 | 6.22 | 694.70 |
| MW-85 | 727.75 | 3/22/2021 | 32.39 | 37.59 | 5.20 | 693.97 |
| MW-85 | 725.67 | 4/1/2021 | 25.09 | 35.52 | 10.43 | 697.79 |

**Table 3**
**Summary of Monitoring Well Gauging Data**

Colonial Pipeline Company
2020-L1-SR2448
Huntersville, North Carolina

| Well ID | Top Of Casing Elevation[1] | Date | Depth to Free Product (ft btoc) | Depth to Groundwater (ft btoc) | Free Product Thickness (ft) | Groundwater Elevation[2] (ft btoc) |
|---|---|---|---|---|---|---|
| MW-85 | 725.67 | 4/12/2021 | 28.85 | 34.99 | 6.14 | 695.18 |
| MW-85 | 725.67 | 4/19/2021 | 28.75 | 34.99 | 6.24 | 695.25 |
| MW-85 | 725.67 | 4/29/2021 | 28.91 | 33.22 | 4.31 | 695.61 |
| MW-85 | 725.67 | 5/3/2021 | ARP | ARP | ARP | ARP |
| MW-85 | 725.67 | 5/10/2021 | ARP | ARP | ARP | ARP |
| MW-85 | 725.67 | 5/18/2021 | ARP | ARP | ARP | ARP |
| MW-85 | 725.67 | 5/26/2021 | 29.54 | 32.92 | 3.38 | 695.23 |
| MW-85 | 725.67 | 5/31/2021 | ARP | ARP | ARP | ARP |
| MW-85 | 725.67 | 6/7/2021 | ARP | ARP | ARP | ARP |
| MW-85 | 725.67 | 6/14/2021 | ARP | ARP | ARP | ARP |
| MW-85 | 725.67 | 6/21/2021 | ARP | ARP | ARP | ARP |
| MW-85 | 725.67 | 7/1/2021 | 29.99 | 32.97 | 2.98 | 694.88 |
| MW-85 | 725.67 | 7/6/2021 | ARP | ARP | ARP | ARP |
| MW-85 | 725.67 | 7/14/2021 | 30.27 | 33.03 | 2.76 | 694.66 |
| MW-85 | 725.67 | 7/28/2021 | 30.90 | 31.45 | 0.55 | 694.62 |
| MW-85 | 725.67 | 8/16/2021 | ARP | ARP | ARP | ARP |
| MW-85 | 725.67 | 8/26/2021 | 31.60 | 32.73 | 1.13 | 693.77 |
| MW-85 | 725.67 | 8/30/2021 | ARP | ARP | ARP | ARP |
| MW-85 | 725.67 | 9/16/2021 | 31.51 | 32.84 | 1.33 | 693.80 |
| MW-85 | 725.67 | 9/23/2021 | 31.72 | 32.48 | 0.76 | 693.75 |
| MW-85 | 725.67 | 10/6/2021 | ARP | ARP | ARP | ARP |
| MW-85 | 725.67 | 10/12/2021 | ARP | ARP | ARP | ARP |
| MW-85 | 725.67 | 10/18/2021 | ARP | ARP | ARP | ARP |
| MW-85 | 725.67 | 10/27/2021 | 32.41 | 32.68 | 0.27 | 693.19 |
| MW-85 | 725.67 | 11/1/2021 | ARP | ARP | ARP | ARP |
| MW-85 | 725.67 | 11/30/2021 | 32.85 | 33.01 | 0.16 | 692.78 |
| MW-85 | 725.67 | 12/6/2021 | ARP | ARP | ARP | ARP |
| MW-85 | 725.67 | 12/13/2021 | ARP | ARP | ARP | ARP |
| MW-85 | 725.67 | 12/20/2021 | ARP | ARP | ARP | ARP |
| MW-85 | 725.67 | 12/28/2021 | 33.19 | 34.78 | 1.59 | 692.05 |
| MW-85 | 725.67 | 1/4/2022 | ARP | ARP | ARP | ARP |
| MW-85 | 725.67 | 1/10/2022 | ARP | ARP | ARP | ARP |
| MW-86 | 724.28 | 3/22/2021 | ND | 29.58 | 0.00 | 694.70 |
| MW-86 | 724.28 | 4/1/2021 | ND | 29.26 | 0.00 | 695.02 |
| MW-86 | 724.28 | 4/12/2021 | ND | 28.93 | 0.00 | 695.35 |
| MW-86 | 724.28 | 4/19/2021 | ND | 28.85 | 0.00 | 695.43 |
| MW-86 | 724.28 | 4/29/2021 | ND | 28.86 | 0.00 | 695.42 |
| MW-86 | 724.28 | 5/3/2021 | ND | 28.88 | 0.00 | 695.40 |
| MW-86 | 724.28 | 5/10/2021 | ND | 29.00 | 0.00 | 695.28 |
| MW-86 | 724.28 | 5/18/2021 | ND | 29.24 | 0.00 | 695.04 |
| MW-86 | 724.28 | 5/26/2021 | ND | 29.36 | 0.00 | 694.92 |
| MW-86 | 724.28 | 5/31/2021 | ND | 29.60 | 0.00 | 694.68 |
| MW-86 | 724.28 | 6/7/2021 | ND | 29.63 | 0.00 | 694.65 |
| MW-86 | 724.28 | 6/14/2021 | ND | 29.85 | 0.00 | 694.43 |
| MW-86 | 724.28 | 6/21/2021 | ND | 30.02 | 0.00 | 694.26 |

**Table 3**
**Summary of Monitoring Well Gauging Data**

Colonial Pipeline Company
2020-L1-SR2448
Huntersville, North Carolina

| Well ID | Top Of Casing Elevation[1] | Date | Depth to Free Product (ft btoc) | Depth to Groundwater (ft btoc) | Free Product Thickness (ft) | Groundwater Elevation[2] (ft btoc) |
|---|---|---|---|---|---|---|
| MW-86 | 724.28 | 7/1/2021 | ND | 30.24 | 0.00 | 694.04 |
| MW-86 | 724.28 | 7/6/2021 | ND | 30.43 | 0.00 | 693.85 |
| MW-86 | 724.28 | 7/14/2021 | ND | 30.64 | 0.00 | 693.64 |
| MW-86 | 724.28 | 7/28/2021 | ND | 30.82 | 0.00 | 693.46 |
| MW-86 | 724.28 | 8/2/2021 | ND | 31.04 | 0.00 | 693.24 |
| MW-86 | 724.28 | 8/16/2021 | ND | 31.31 | 0.00 | 692.97 |
| MW-86 | 724.28 | 8/26/2021 | ND | 31.50 | 0.00 | 692.78 |
| MW-86 | 724.28 | 8/30/2021 | ND | 31.58 | 0.00 | 692.70 |
| MW-86 | 724.28 | 9/14/2021 | ND | 31.91 | 0.00 | 692.37 |
| MW-86 | 724.28 | 9/23/2021 | ND | 32.15 | 0.00 | 692.13 |
| MW-86 | 724.28 | 10/6/2021 | ND | 32.41 | 0.00 | 691.87 |
| MW-86 | 724.28 | 10/12/2021 | ND | 37.56 | 0.00 | 686.72 |
| MW-86 | 724.28 | 10/18/2021 | ND | 32.77 | 0.00 | 691.51 |
| MW-86 | 724.28 | 10/27/2021 | ND | 32.93 | 0.00 | 691.35 |
| MW-86 | 724.28 | 11/1/2021 | ND | 33.12 | 0.00 | 691.16 |
| MW-86 | 724.28 | 11/15/2021 | ND | 33.45 | 0.00 | 690.83 |
| MW-86 | 724.28 | 11/22/2021 | ND | 33.46 | 0.00 | 690.82 |
| MW-86 | 724.28 | 11/30/2021 | ND | 33.72 | 0.00 | 690.56 |
| MW-86 | 724.28 | 12/6/2021 | ND | 33.72 | 0.00 | 690.56 |
| MW-86 | 724.28 | 12/13/2021 | ND | 33.98 | 0.00 | 690.30 |
| MW-86 | 724.28 | 12/20/2021 | ND | 35.09 | 0.00 | 689.19 |
| MW-86 | 724.28 | 12/28/2021 | ND | 34.17 | 0.00 | 690.11 |
| MW-86 | 724.28 | 1/4/2022 | ND | 34.38 | 0.00 | 689.90 |
| MW-86 | 724.28 | 1/10/2022 | ND | 34.50 | 0.00 | 689.78 |
| MW-87 | 734.39 | 4/29/2021 | ND | 45.13 | 0.00 | 689.26 |
| MW-87 | 734.39 | 5/3/2021 | ND | 45.02 | 0.00 | 689.37 |
| MW-87 | 734.39 | 5/10/2021 | ND | 45.01 | 0.00 | 689.38 |
| MW-87 | 734.39 | 5/18/2021 | ND | 44.99 | 0.00 | 689.40 |
| MW-87 | 734.39 | 5/26/2021 | ND | 45.00 | 0.00 | 689.39 |
| MW-87 | 734.39 | 5/31/2021 | ND | 45.03 | 0.00 | 689.36 |
| MW-87 | 734.39 | 6/7/2021 | ND | 45.09 | 0.00 | 689.30 |
| MW-87 | 734.39 | 6/14/2021 | ND | 45.03 | 0.00 | 689.36 |
| MW-87 | 734.39 | 6/21/2021 | ND | 45.08 | 0.00 | 689.31 |
| MW-87 | 734.39 | 7/1/2021 | ND | 45.15 | 0.00 | 689.24 |
| MW-87 | 734.39 | 7/6/2021 | ND | 45.25 | 0.00 | 689.14 |
| MW-87 | 734.39 | 7/14/2021 | ND | 45.32 | 0.00 | 689.07 |
| MW-87 | 734.39 | 7/28/2021 | ND | 45.62 | 0.00 | 688.77 |
| MW-87 | 734.39 | 8/2/2021 | ND | 45.81 | 0.00 | 688.58 |
| MW-87 | 734.39 | 8/16/2021 | ND | 46.06 | 0.00 | 688.33 |
| MW-87 | 734.39 | 8/26/2021 | ND | 46.27 | 0.00 | 688.12 |
| MW-87 | 734.39 | 8/30/2021 | ND | 46.28 | 0.00 | 688.11 |
| MW-87 | 734.39 | 9/14/2021 | ND | 46.72 | 0.00 | 687.67 |
| MW-87 | 734.39 | 9/23/2021 | ND | 46.94 | 0.00 | 687.45 |
| MW-87 | 734.39 | 10/6/2021 | ND | 47.14 | 0.00 | 687.25 |
| MW-87 | 734.39 | 10/12/2021 | ND | 47.35 | 0.00 | 687.04 |

**Table 3**
**Summary of Monitoring Well Gauging Data**

Colonial Pipeline Company
2020-L1-SR2448
Huntersville, North Carolina

| Well ID | Top Of Casing Elevation[1] | Date | Depth to Free Product (ft btoc) | Depth to Groundwater (ft btoc) | Free Product Thickness (ft) | Groundwater Elevation[2] (ft btoc) |
|---|---|---|---|---|---|---|
| MW-87 | 734.39 | 10/18/2021 | ND | 47.52 | 0.00 | 686.87 |
| MW-87 | 734.39 | 10/27/2021 | ND | 47.67 | 0.00 | 686.72 |
| MW-87 | 734.39 | 11/1/2021 | ND | 47.82 | 0.00 | 686.57 |
| MW-87 | 734.39 | 11/15/2021 | ND | 48.21 | 0.00 | 686.18 |
| MW-87 | 734.39 | 11/22/2021 | ND | 48.41 | 0.00 | 685.98 |
| MW-87 | 734.39 | 11/30/2021 | ND | 48.65 | 0.00 | 685.74 |
| MW-87 | 734.39 | 12/6/2021 | ND | 48.83 | 0.00 | 685.56 |
| MW-87 | 734.39 | 12/13/2021 | ND | 49.06 | 0.00 | 685.33 |
| MW-87 | 734.39 | 12/20/2021 | ND | 49.30 | 0.00 | 685.09 |
| MW-87 | 734.39 | 12/28/2021 | ND | 49.42 | 0.00 | 684.97 |
| MW-87 | 734.39 | 1/4/2022 | ND | 49.70 | 0.00 | 684.69 |
| MW-87 | 734.39 | 1/10/2022 | ND | 49.86 | 0.00 | 684.53 |
| MW-88 | 731.93 | 4/29/2021 | ND | 42.88 | 0.00 | 689.05 |
| MW-88 | 731.93 | 5/3/2021 | ND | 42.85 | 0.00 | 689.08 |
| MW-88 | 731.93 | 5/10/2021 | ND | 42.81 | 0.00 | 689.12 |
| MW-88 | 731.93 | 5/18/2021 | ND | 42.78 | 0.00 | 689.15 |
| MW-88 | 731.93 | 5/26/2021 | ND | 42.76 | 0.00 | 689.17 |
| MW-88 | 731.93 | 5/31/2021 | ND | 42.80 | 0.00 | 689.13 |
| MW-88 | 731.93 | 6/7/2021 | ND | 42.82 | 0.00 | 689.11 |
| MW-88 | 731.93 | 6/14/2021 | ND | 42.81 | 0.00 | 689.12 |
| MW-88 | 731.93 | 6/21/2021 | ND | 42.85 | 0.00 | 689.08 |
| MW-88 | 731.93 | 7/1/2021 | ND | 42.96 | 0.00 | 688.97 |
| MW-88 | 731.93 | 7/6/2021 | ND | 43.03 | 0.00 | 688.90 |
| MW-88 | 731.93 | 7/14/2021 | ND | 43.11 | 0.00 | 688.82 |
| MW-88 | 731.93 | 7/28/2021 | ND | 43.68 | 0.00 | 688.25 |
| MW-88 | 731.93 | 8/2/2021 | ND | 43.57 | 0.00 | 688.36 |
| MW-88 | 731.93 | 8/16/2021 | ND | 43.84 | 0.00 | 688.09 |
| MW-88 | 731.93 | 8/26/2021 | ND | 44.05 | 0.00 | 687.88 |
| MW-88 | 731.93 | 8/30/2021 | ND | 44.05 | 0.00 | 687.88 |
| MW-88 | 731.93 | 9/14/2021 | ND | 44.49 | 0.00 | 687.44 |
| MW-88 | 731.93 | 9/23/2021 | ND | 44.74 | 0.00 | 687.19 |
| MW-88 | 731.93 | 10/6/2021 | ND | 44.93 | 0.00 | 687.00 |
| MW-88 | 731.93 | 10/12/2021 | ND | 45.11 | 0.00 | 686.82 |
| MW-88 | 731.93 | 10/18/2021 | ND | 45.30 | 0.00 | 686.63 |
| MW-88 | 731.93 | 10/27/2021 | ND | 45.45 | 0.00 | 686.48 |
| MW-88 | 731.93 | 11/1/2021 | ND | 45.62 | 0.00 | 686.31 |
| MW-88 | 731.93 | 11/15/2021 | ND | 46.00 | 0.00 | 685.93 |
| MW-88 | 731.93 | 11/22/2021 | ND | 46.18 | 0.00 | 685.75 |
| MW-88 | 731.93 | 11/30/2021 | ND | 46.41 | 0.00 | 685.52 |
| MW-88 | 731.93 | 12/6/2021 | ND | 46.59 | 0.00 | 685.34 |
| MW-88 | 731.93 | 12/13/2021 | ND | 46.83 | 0.00 | 685.10 |
| MW-88 | 731.93 | 12/20/2021 | ND | 47.06 | 0.00 | 684.87 |
| MW-88 | 731.93 | 12/28/2021 | ND | 47.21 | 0.00 | 684.72 |
| MW-88 | 731.93 | 1/4/2022 | ND | 47.46 | 0.00 | 684.47 |
| MW-88 | 731.93 | 1/10/2022 | ND | 47.70 | 0.00 | 684.23 |

**Table 3**
**Summary of Monitoring Well Gauging Data**

Colonial Pipeline Company
2020-L1-SR2448
Huntersville, North Carolina

| Well ID | Top Of Casing Elevation[1] | Date | Depth to Free Product (ft btoc) | Depth to Groundwater (ft btoc) | Free Product Thickness (ft) | Groundwater Elevation[2] (ft btoc) |
|---|---|---|---|---|---|---|
| MW-89 | 734.67 | 4/29/2021 | ND | NM | NM | NM |
| MW-89 | 734.67 | 5/3/2021 | ND | 45.06 | 0.00 | 689.61 |
| MW-89 | 734.67 | 5/10/2021 | ND | 45.03 | 0.00 | 689.64 |
| MW-89 | 734.67 | 5/18/2021 | ND | 44.97 | 0.00 | 689.70 |
| MW-89 | 734.67 | 5/26/2021 | ND | 44.98 | 0.00 | 689.69 |
| MW-89 | 734.67 | 5/31/2021 | ND | 45.01 | 0.00 | 689.66 |
| MW-89 | 734.67 | 6/7/2021 | ND | 45.02 | 0.00 | 689.65 |
| MW-89 | 734.67 | 6/14/2021 | ND | 45.01 | 0.00 | 689.66 |
| MW-89 | 734.67 | 6/21/2021 | ND | 45.07 | 0.00 | 689.60 |
| MW-89 | 734.67 | 7/1/2021 | ND | 45.15 | 0.00 | 689.52 |
| MW-89 | 734.67 | 7/6/2021 | ND | 45.24 | 0.00 | 689.43 |
| MW-89 | 734.67 | 7/14/2021 | ND | 45.29 | 0.00 | 689.38 |
| MW-89 | 734.67 | 7/28/2021 | ND | 45.59 | 0.00 | 689.08 |
| MW-89 | 734.67 | 8/2/2021 | ND | 45.78 | 0.00 | 688.89 |
| MW-89 | 734.67 | 8/16/2021 | ND | 46.04 | 0.00 | 688.63 |
| MW-89 | 734.67 | 8/26/2021 | ND | 46.28 | 0.00 | 688.39 |
| MW-89 | 734.67 | 8/30/2021 | ND | 46.25 | 0.00 | 688.42 |
| MW-89 | 734.67 | 9/14/2021 | ND | 46.69 | 0.00 | 687.98 |
| MW-89 | 734.67 | 9/23/2021 | ND | 46.92 | 0.00 | 687.75 |
| MW-89 | 734.67 | 10/6/2021 | ND | 37.13 | 0.00 | 697.54 |
| MW-89 | 734.67 | 10/12/2021 | ND | 47.31 | 0.00 | 687.36 |
| MW-89 | 734.67 | 10/18/2021 | ND | 47.50 | 0.00 | 687.17 |
| MW-89 | 734.67 | 10/27/2021 | ND | 47.65 | 0.00 | 687.02 |
| MW-89 | 734.67 | 11/1/2021 | ND | 47.80 | 0.00 | 686.87 |
| MW-89 | 734.67 | 11/15/2021 | ND | 48.17 | 0.00 | 686.50 |
| MW-89 | 734.67 | 11/22/2021 | ND | 48.38 | 0.00 | 686.29 |
| MW-89 | 734.67 | 11/30/2021 | ND | 48.62 | 0.00 | 686.05 |
| MW-89 | 734.67 | 12/6/2021 | ND | 48.79 | 0.00 | 685.88 |
| MW-89 | 734.67 | 12/13/2021 | ND | 49.05 | 0.00 | 685.62 |
| MW-89 | 734.67 | 12/20/2021 | ND | 49.25 | 0.00 | 685.42 |
| MW-89 | 734.67 | 12/28/2021 | ND | 49.38 | 0.00 | 685.29 |
| MW-89 | 734.67 | 1/4/2022 | ND | 49.65 | 0.00 | 685.02 |
| MW-89 | 734.67 | 1/10/2022 | ND | 49.84 | 0.00 | 684.83 |
| MW-92 | 745.56 | 6/14/2021 | ND | 54.21 | 0.00 | 691.35 |
| MW-92 | 745.56 | 6/21/2021 | ND | 54.85 | 0.00 | 690.71 |
| MW-92 | 745.56 | 7/1/2021 | ND | 54.41 | 0.00 | 691.15 |
| MW-92 | 745.56 | 7/6/2021 | ND | 54.50 | 0.00 | 691.06 |
| MW-92 | 745.56 | 7/14/2021 | ND | 54.50 | 0.00 | 691.06 |
| MW-92 | 745.56 | 7/28/2021 | ND | 54.79 | 0.00 | 690.77 |
| MW-92 | 745.56 | 8/2/2021 | ND | 54.96 | 0.00 | 690.60 |
| MW-92 | 745.56 | 8/16/2021 | ND | 55.13 | 0.00 | 690.43 |
| MW-92 | 745.56 | 8/26/2021 | ND | 55.35 | 0.00 | 690.21 |
| MW-92 | 745.56 | 8/30/2021 | ND | 55.43 | 0.00 | 690.13 |
| MW-92 | 745.56 | 9/14/2021 | ND | 55.82 | 0.00 | 689.74 |
| MW-92 | 745.56 | 9/23/2021 | ND | 55.94 | 0.00 | 689.62 |

**Table 3**
**Summary of Monitoring Well Gauging Data**

Colonial Pipeline Company
2020-L1-SR2448
Huntersville, North Carolina

| Well ID | Top Of Casing Elevation[1] | Date | Depth to Free Product (ft btoc) | Depth to Groundwater (ft btoc) | Free Product Thickness (ft) | Groundwater Elevation[2] (ft btoc) |
|---|---|---|---|---|---|---|
| MW-92 | 745.56 | 10/6/2021 | ND | 56.27 | 0.00 | 689.29 |
| MW-92 | 745.56 | 10/12/2021 | ND | 56.45 | 0.00 | 689.11 |
| MW-92 | 745.56 | 10/18/2021 | ND | 56.57 | 0.00 | 688.99 |
| MW-92 | 745.56 | 10/27/2021 | ND | 56.63 | 0.00 | 688.93 |
| MW-92 | 745.56 | 11/1/2021 | ND | 56.83 | 0.00 | 688.73 |
| MW-92 | 745.56 | 11/15/2021 | ND | 57.19 | 0.00 | 688.37 |
| MW-92 | 745.56 | 11/22/2021 | ND | 57.36 | 0.00 | 688.20 |
| MW-92 | 745.56 | 11/30/2021 | ND | 57.52 | 0.00 | 688.04 |
| MW-92 | 745.56 | 12/6/2021 | ND | 57.66 | 0.00 | 687.90 |
| MW-92 | 745.56 | 12/13/2021 | ND | 57.82 | 0.00 | 687.74 |
| MW-92 | 745.56 | 12/20/2021 | ND | 58.07 | 0.00 | 687.49 |
| MW-92 | 745.56 | 12/28/2021 | ND | 58.11 | 0.00 | 687.45 |
| MW-92 | 745.56 | 1/4/2022 | ND | 58.48 | 0.00 | 687.08 |
| MW-92 | 745.56 | 1/10/2022 | ND | 58.55 | 0.00 | 687.01 |
| MW-93 | 744.05 | 6/14/2021 | ND | 52.40 | 0.00 | 691.65 |
| MW-93 | 744.05 | 6/21/2021 | ND | 52.55 | 0.00 | 691.50 |
| MW-93 | 744.05 | 7/1/2021 | ND | 52.57 | 0.00 | 691.48 |
| MW-93 | 744.05 | 7/6/2021 | ND | 52.68 | 0.00 | 691.37 |
| MW-93 | 744.05 | 7/14/2021 | ND | 52.72 | 0.00 | 691.33 |
| MW-93 | 744.05 | 7/28/2021 | ND | 52.98 | 0.00 | 691.07 |
| MW-93 | 744.05 | 8/2/2021 | ND | 53.17 | 0.00 | 690.88 |
| MW-93 | 744.05 | 8/16/2021 | ND | 53.31 | 0.00 | 690.74 |
| MW-93 | 744.05 | 8/26/2021 | ND | 53.53 | 0.00 | 690.52 |
| MW-93 | 744.05 | 8/30/2021 | ND | 53.63 | 0.00 | 690.42 |
| MW-93 | 744.05 | 9/14/2021 | ND | 54.00 | 0.00 | 690.05 |
| MW-93 | 744.05 | 9/23/2021 | ND | 54.10 | 0.00 | 689.95 |
| MW-93 | 744.05 | 10/6/2021 | ND | 54.45 | 0.00 | 689.60 |
| MW-93 | 744.05 | 10/12/2021 | ND | 54.60 | 0.00 | 689.45 |
| MW-93 | 744.05 | 10/18/2021 | ND | 54.75 | 0.00 | 689.30 |
| MW-93 | 744.05 | 10/27/2021 | ND | 54.80 | 0.00 | 689.25 |
| MW-93 | 744.05 | 11/1/2021 | ND | 55.01 | 0.00 | 689.04 |
| MW-93 | 744.05 | 11/15/2021 | ND | 55.35 | 0.00 | 688.70 |
| MW-93 | 744.05 | 11/22/2021 | ND | 55.48 | 0.00 | 688.57 |
| MW-93 | 744.05 | 11/30/2021 | ND | 55.62 | 0.00 | 688.43 |
| MW-93 | 744.05 | 12/6/2021 | ND | 55.78 | 0.00 | 688.27 |
| MW-93 | 744.05 | 12/13/2021 | ND | 56.01 | 0.00 | 688.04 |
| MW-93 | 744.05 | 12/20/2021 | ND | 56.20 | 0.00 | 687.85 |
| MW-93 | 744.05 | 12/28/2021 | ND | 56.23 | 0.00 | 687.82 |
| MW-93 | 744.05 | 1/4/2022 | ND | 56.63 | 0.00 | 687.42 |
| MW-93 | 744.05 | 1/10/2022 | ND | 56.56 | 0.00 | 687.49 |
| MW-94 | 719.52 | 9/23/2021 | ND | 39.88 | 0.00 | 679.64 |
| MW-94 | 719.52 | 10/6/2021 | ND | 40.25 | 0.00 | 679.27 |
| MW-94 | 719.52 | 10/12/2021 | ND | 40.52 | 0.00 | 679.00 |
| MW-94 | 719.52 | 10/18/2021 | ND | 40.75 | 0.00 | 678.77 |
| MW-94 | 719.52 | 10/27/2021 | ND | 41.05 | 0.00 | 678.47 |

**Table 3**
**Summary of Monitoring Well Gauging Data**

Colonial Pipeline Company
2020-L1-SR2448
Huntersville, North Carolina

| Well ID | Top Of Casing Elevation[1] | Date | Depth to Free Product (ft btoc) | Depth to Groundwater (ft btoc) | Free Product Thickness (ft) | Groundwater Elevation[2] (ft btoc) |
|---|---|---|---|---|---|---|
| MW-94 | 719.52 | 11/1/2021 | ND | 41.25 | 0.00 | 678.27 |
| MW-94 | 719.52 | 11/15/2021 | ND | 41.75 | 0.00 | 677.77 |
| MW-94 | 719.52 | 11/22/2021 | ND | 42.03 | 0.00 | 677.49 |
| MW-94 | 719.52 | 11/30/2021 | ND | 42.30 | 0.00 | 677.22 |
| MW-94 | 719.52 | 12/6/2021 | ND | 42.50 | 0.00 | 677.02 |
| MW-94 | 719.52 | 12/13/2021 | ND | 42.71 | 0.00 | 676.81 |
| MW-94 | 719.52 | 12/20/2021 | ND | 42.98 | 0.00 | 676.54 |
| MW-94 | 719.52 | 12/28/2021 | ND | 43.12 | 0.00 | 676.40 |
| MW-94 | 719.52 | 1/4/2022 | ND | 43.35 | 0.00 | 676.17 |
| MW-94 | 719.52 | 1/10/2022 | ND | 43.56 | 0.00 | 675.96 |
| MW-95 | 701.33 | 10/6/2021 | ND | 23.04 | 0.00 | 678.29 |
| MW-95 | 701.33 | 10/12/2021 | ND | 23.30 | 0.00 | 678.03 |
| MW-95 | 701.33 | 10/18/2021 | ND | 23.61 | 0.00 | 677.72 |
| MW-95 | 701.33 | 10/27/2021 | ND | 23.87 | 0.00 | 677.46 |
| MW-95 | 701.33 | 11/1/2021 | ND | 24.03 | 0.00 | 677.30 |
| MW-95 | 701.33 | 11/15/2021 | ND | 24.77 | 0.00 | 676.56 |
| MW-95 | 701.33 | 11/22/2021 | ND | 28.28 | 0.00 | 673.05 |
| MW-95 | 701.33 | 11/30/2021 | ND | 28.42 | 0.00 | 672.91 |
| MW-95 | 704.65 | 12/6/2021 | ND | 28.56 | 0.00 | 676.09 |
| MW-95 | 704.65 | 12/13/2021 | ND | 28.66 | 0.00 | 675.99 |
| MW-95 | 704.65 | 12/20/2021 | ND | 28.84 | 0.00 | 675.81 |
| MW-95 | 704.65 | 12/28/2021 | ND | 28.69 | 0.00 | 675.96 |
| MW-95 | 704.65 | 1/4/2022 | ND | 28.95 | 0.00 | 675.70 |
| MW-95 | 704.65 | 1/10/2022 | ND | 29.05 | 0.00 | 675.60 |
| MW-96 | 699.35 | 10/6/2021 | ND | 22.12 | 0.00 | 677.23 |
| MW-96 | 699.35 | 10/12/2021 | ND | 22.39 | 0.00 | 676.96 |
| MW-96 | 699.35 | 10/18/2021 | ND | 22.68 | 0.00 | 676.67 |
| MW-96 | 699.35 | 10/27/2021 | ND | 22.99 | 0.00 | 676.36 |
| MW-96 | 699.35 | 11/1/2021 | ND | 23.16 | 0.00 | 676.19 |
| MW-96 | 699.35 | 11/15/2021 | ND | 23.79 | 0.00 | 675.56 |
| MW-96 | 699.35 | 11/22/2021 | ND | 25.80 | 0.00 | 673.55 |
| MW-96 | 699.35 | 11/30/2021 | ND | 25.96 | 0.00 | 673.39 |
| MW-96 | 699.32 | 12/6/2021 | ND | 26.09 | 0.00 | 673.23 |
| MW-96 | 699.32 | 12/13/2021 | ND | 26.22 | 0.00 | 673.10 |
| MW-96 | 699.32 | 12/20/2021 | ND | 26.40 | 0.00 | 672.92 |
| MW-96 | 699.32 | 12/28/2021 | ND | 26.29 | 0.00 | 673.03 |
| MW-96 | 699.32 | 1/4/2022 | ND | 26.50 | 0.00 | 672.82 |
| MW-96 | 699.32 | 1/10/2022 | ND | 26.56 | 0.00 | 672.76 |

**Table 3**
**Summary of Monitoring Well Gauging Data**

Colonial Pipeline Company
2020-L1-SR2448
Huntersville, North Carolina

| Well ID | Top Of Casing Elevation[1] | Date | Depth to Free Product (ft btoc) | Depth to Groundwater (ft btoc) | Free Product Thickness (ft) | Groundwater Elevation[2] (ft btoc) |
|---|---|---|---|---|---|---|
| **Bedrock Unit Monitoring Wells** | | | | | | |
| MW-04D | 712.63 | 9/23/2021 | ND | 26.23 | 0.00 | 686.40 |
| MW-04D | 712.63 | 10/1/2021 | ND | 29.41 | 0.00 | 683.22 |
| MW-04D | 712.63 | 10/6/2021 | ND | 29.48 | 0.00 | 683.15 |
| MW-04D | 712.63 | 10/12/2021 | ND | 29.64 | 0.00 | 682.99 |
| MW-04D | 712.63 | 10/18/2021 | ND | 29.88 | 0.00 | 682.75 |
| MW-04D | 712.63 | 10/27/2021 | ND | 30.02 | 0.00 | 682.61 |
| MW-04D | 712.63 | 11/1/2021 | ND | 32.85 | 0.00 | 679.78 |
| MW-04D | 712.63 | 11/15/2021 | ND | 33.34 | 0.00 | 679.29 |
| MW-04D | 712.63 | 11/22/2021 | ND | 33.42 | 0.00 | 679.21 |
| MW-04D | 715.36 | 12/6/2021 | ND | 33.73 | 0.00 | 681.63 |
| MW-04D | 715.36 | 12/13/2021 | ND | 33.98 | 0.00 | 681.38 |
| MW-04D | 715.36 | 12/20/2021 | ND | 34.18 | 0.00 | 681.18 |
| MW-04D | 715.36 | 12/28/2021 | ND | 34.27 | 0.00 | 681.09 |
| MW-04D | 715.36 | 1/4/2022 | ND | 34.43 | 0.00 | 680.93 |
| MW-04D | 715.36 | 1/10/2022 | ND | 34.63 | 0.00 | 680.73 |
| MW-07D | 711.73 | 12/21/2020 | ND | 29.38 | 0.00 | 682.35 |
| MW-07D | 711.73 | 12/26/2020 | ND | 29.37 | 0.00 | 682.36 |
| MW-07D | 711.73 | 1/10/2021 | NM | NM | NM | NM |
| MW-07D | 711.73 | 1/19/2021 | ND | 29.83 | 0.00 | 681.90 |
| MW-07D | 711.73 | 1/25/2021 | ND | 29.76 | 0.00 | 681.97 |
| MW-07D | 711.73 | 2/1/2021 | ND | 29.82 | 0.00 | 681.91 |
| MW-07D | 711.73 | 2/8/2021 | ND | 29.94 | 0.00 | 681.79 |
| MW-07D | 711.73 | 2/16/2021 | ND | 29.66 | 0.00 | 682.07 |
| MW-07D | 711.73 | 2/22/2021 | ND | 29.40 | 0.00 | 682.33 |
| MW-07D | 711.73 | 3/4/2021 | ND | 29.19 | 0.00 | 682.54 |
| MW-07D | 711.73 | 3/8/2021 | ND | 29.30 | 0.00 | 682.43 |
| MW-07D | 711.73 | 3/15/2021 | ND | 29.28 | 0.00 | 682.45 |
| MW-07D | 711.73 | 3/22/2021 | ND | 29.15 | 0.00 | 682.58 |
| MW-07D | 711.73 | 4/1/2021 | ND | 28.82 | 0.00 | 682.91 |
| MW-07D | 711.73 | 4/12/2021 | ND | 28.90 | 0.00 | 682.83 |
| MW-07D | 711.73 | 4/19/2021 | ND | 28.84 | 0.00 | 682.89 |
| MW-07D | 711.73 | 4/29/2021 | ND | 28.72 | 0.00 | 683.01 |
| MW-07D | 711.73 | 5/3/2021 | ND | 28.71 | 0.00 | 683.02 |
| MW-07D | 711.73 | 5/10/2021 | ND | 28.69 | 0.00 | 683.04 |
| MW-07D | 711.73 | 5/18/2021 | ND | 28.82 | 0.00 | 682.91 |
| MW-07D | 711.73 | 5/26/2021 | ND | 28.79 | 0.00 | 682.94 |
| MW-07D | 711.73 | 5/31/2021 | ND | 28.97 | 0.00 | 682.76 |
| MW-07D | 711.73 | 6/7/2021 | ND | 29.11 | 0.00 | 682.62 |
| MW-07D | 711.73 | 6/14/2021 | ND | 29.13 | 0.00 | 682.60 |
| MW-07D | 711.73 | 6/21/2021 | ND | 29.29 | 0.00 | 682.44 |
| MW-07D | 711.73 | 7/1/2021 | ND | 29.35 | 0.00 | 682.38 |
| MW-07D | 711.73 | 7/6/2021 | ND | 29.61 | 0.00 | 682.12 |
| MW-07D | 711.73 | 7/14/2021 | ND | 29.64 | 0.00 | 682.09 |
| MW-07D | 711.73 | 7/28/2021 | ND | 30.38 | 0.00 | 681.35 |

**Table 3**
**Summary of Monitoring Well Gauging Data**

Colonial Pipeline Company
2020-L1-SR2448
Huntersville, North Carolina

| Well ID | Top Of Casing Elevation[1] | Date | Depth to Free Product (ft btoc) | Depth to Groundwater (ft btoc) | Free Product Thickness (ft) | Groundwater Elevation[2] (ft btoc) |
|---|---|---|---|---|---|---|
| MW-07D | 711.73 | 8/2/2021 | ND | 30.71 | 0.00 | 681.02 |
| MW-07D | 711.73 | 8/16/2021 | ND | 31.16 | 0.00 | 680.57 |
| MW-07D | 711.73 | 8/26/2021 | ND | 30.95 | 0.00 | 680.78 |
| MW-07D | 711.73 | 8/30/2021 | ND | 32.58 | 0.00 | 679.15 |
| MW-07D | 711.73 | 9/14/2021 | ND | 32.19 | 0.00 | 679.54 |
| MW-07D | 711.73 | 9/23/2021 | ND | 31.64 | 0.00 | 680.09 |
| MW-07D | 711.73 | 10/1/2021 | ND | 32.53 | 0.00 | 676.27 |
| MW-07D | 711.73 | 10/6/2021 | ND | 35.46 | 0.00 | 679.20 |
| MW-07D | 711.73 | 10/12/2021 | ND | 33.17 | 0.00 | 678.56 |
| MW-07D | 711.73 | 10/18/2021 | ND | 33.30 | 0.00 | 678.43 |
| MW-07D | 711.73 | 10/27/2021 | ND | 32.63 | 0.00 | 678.43 |
| MW-07D | 711.73 | 11/1/2021 | ND | 32.93 | 0.00 | 678.80 |
| MW-07D | 711.73 | 11/15/2021 | ND | 34.38 | 0.00 | 677.35 |
| MW-07D | 711.73 | 11/22/2021 | ND | 34.64 | 0.00 | 677.09 |
| MW-07D | 711.73 | 11/30/2021 | ND | 39.35 | 0.00 | 672.38 |
| MW-07D | 711.73 | 12/6/2021 | ND | 35.10 | 0.00 | 676.63 |
| MW-07D | 711.73 | 12/13/2021 | ND | 35.30 | 0.00 | 676.43 |
| MW-07D | 711.73 | 12/20/2021 | ND | 35.56 | 0.00 | 676.17 |
| MW-07D | 711.73 | 12/28/2021 | ND | 34.66 | 0.00 | 677.07 |
| MW-07D | 711.73 | 1/4/2022 | ND | 36.11 | 0.00 | 675.62 |
| MW-07D | 711.73 | 1/10/2022 | ND | 36.33 | 0.00 | 675.40 |
| MW-14D | 722.75 | 3/4/2021 | ND | 28.64 | 0.00 | 694.11 |
| MW-14D | 722.75 | 3/8/2021 | ND | 28.36 | 0.00 | 694.39 |
| MW-14D | 722.75 | 3/15/2021 | ND | 28.25 | 0.00 | 694.50 |
| MW-14D | 722.75 | 3/22/2021 | ND | 28.23 | 0.00 | 694.52 |
| MW-14D | 724.93 | 4/1/2021 | ND | 25.30 | 0.00 | 699.63 |
| MW-14D | 724.93 | 4/12/2021 | ND | 29.77 | 0.00 | 695.16 |
| MW-14D | 724.93 | 4/19/2021 | ND | 29.72 | 0.00 | 695.21 |
| MW-14D | 726.02 | 4/29/2021 | ND | 29.76 | 0.00 | 696.26 |
| MW-14D | 726.02 | 5/3/2021 | ND | 29.75 | 0.00 | 696.27 |
| MW-14D | 726.75 | 5/10/2021 | ND | 29.91 | 0.00 | 696.84 |
| MW-14D | 726.75 | 5/18/2021 | ND | 30.22 | 0.00 | 696.53 |
| MW-14D | 726.75 | 5/26/2021 | ND | 30.39 | 0.00 | 696.36 |
| MW-14D | 726.76 | 5/31/2021 | ND | 30.63 | 0.00 | 696.13 |
| MW-14D | 726.76 | 6/7/2021 | ND | 30.76 | 0.00 | 696.00 |
| MW-14D | 726.77 | 6/14/2021 | ND | 30.94 | 0.00 | 695.83 |
| MW-14D | 726.77 | 6/21/2021 | ND | 31.06 | 0.00 | 695.71 |
| MW-14D | 726.77 | 7/1/2021 | ND | 31.32 | 0.00 | 695.45 |
| MW-14D | 726.77 | 7/6/2021 | ND | 31.53 | 0.00 | 695.24 |
| MW-14D | 726.77 | 7/14/2021 | ND | 31.73 | 0.00 | 695.04 |
| MW-14D | 726.77 | 7/28/2021 | ND | 31.97 | 0.00 | 694.80 |
| MW-14D | 726.77 | 8/2/2021 | ND | 32.16 | 0.00 | 694.61 |
| MW-14D | 726.77 | 8/16/2021 | ND | 32.43 | 0.00 | 694.34 |
| MW-14D | 726.77 | 8/26/2021 | ND | 32.62 | 0.00 | 694.15 |
| MW-14D | 726.77 | 8/30/2021 | ND | 32.68 | 0.00 | 694.09 |

**Table 3**
**Summary of Monitoring Well Gauging Data**

Colonial Pipeline Company
2020-L1-SR2448
Huntersville, North Carolina

| Well ID | Top Of Casing Elevation[1] | Date | Depth to Free Product (ft btoc) | Depth to Groundwater (ft btoc) | Free Product Thickness (ft) | Groundwater Elevation[2] (ft btoc) |
|---|---|---|---|---|---|---|
| MW-14D | 726.77 | 9/14/2021 | ND | 33.03 | 0.00 | 693.74 |
| MW-14D | 726.77 | 9/23/2021 | ND | 33.08 | 0.00 | 693.69 |
| MW-14D | 726.77 | 10/1/2021 | ND | 33.15 | 0.00 | 693.62 |
| MW-14D | 726.77 | 10/6/2021 | ND | 33.50 | 0.00 | 693.27 |
| MW-14D | 726.77 | 10/12/2021 | ND | 33.71 | 0.00 | 693.06 |
| MW-14D | 726.77 | 10/18/2021 | ND | 33.87 | 0.00 | 692.90 |
| MW-14D | 726.77 | 10/27/2021 | ND | 34.04 | 0.00 | 692.73 |
| MW-14D | 726.77 | 11/1/2021 | ND | 34.20 | 0.00 | 692.57 |
| MW-14D | 726.77 | 11/15/2021 | ND | 34.48 | 0.00 | 692.29 |
| MW-14D | 726.77 | 11/22/2021 | ND | 34.25 | 0.00 | 692.52 |
| MW-14D | 726.77 | 11/30/2021 | ND | 34.51 | 0.00 | 692.26 |
| MW-14D | 724.94 | 12/6/2021 | ND | 34.68 | 0.00 | 690.26 |
| MW-14D | 724.94 | 12/13/2021 | ND | 34.90 | 0.00 | 690.04 |
| MW-14D | 724.94 | 12/20/2021 | ND | 34.97 | 0.00 | 689.97 |
| MW-14D | 724.94 | 12/28/2021 | ND | 35.02 | 0.00 | 689.92 |
| MW-14D | 724.94 | 1/4/2022 | ND | 35.30 | 0.00 | 689.64 |
| MW-14D | 724.94 | 1/10/2022 | ND | 35.46 | 0.00 | 689.48 |
| MW-16D | 710.81 | 7/1/2021 | ND | 31.35 | 0.00 | 679.46 |
| MW-16D | 710.81 | 7/6/2021 | ND | 31.35 | 0.00 | 679.46 |
| MW-16D | 710.81 | 7/14/2021 | ND | 31.82 | 0.00 | 678.99 |
| MW-16D | 710.81 | 7/28/2021 | ND | 31.62 | 0.00 | 679.19 |
| MW-16D | 710.81 | 8/16/2021 | ND | 101.94 | 0.00 | 608.87 |
| MW-16D | 710.81 | 8/26/2021 | ND | 103.90 | 0.00 | 606.91 |
| MW-16D | 710.81 | 8/30/2021 | ND | 99.96 | 0.00 | 610.85 |
| MW-16D | 710.81 | 9/14/2021 | ND | 114.01 | 0.00 | 596.80 |
| MW-16D | 710.81 | 9/23/2021 | ND | 113.44 | 0.00 | 597.37 |
| MW-16D | 710.81 | 10/1/2021 | ND | 119.72 | 0.00 | 591.09 |
| MW-16D | 710.81 | 10/6/2021 | ND | 119.34 | 0.00 | 591.47 |
| MW-16D | 710.81 | 10/12/2021 | ND | 118.99 | 0.00 | 591.82 |
| MW-16D | 710.81 | 10/18/2021 | ND | 118.55 | 0.00 | 592.26 |
| MW-16D | 710.81 | 10/27/2021 | ND | 117.98 | 0.00 | 592.83 |
| MW-16D | 710.81 | 11/1/2021 | ND | 116.85 | 0.00 | 593.96 |
| MW-16D | 710.81 | 11/15/2021 | ND | 123.80 | 0.00 | 587.01 |
| MW-16D | 710.81 | 11/22/2021 | ND | 122.10 | 0.00 | 588.71 |
| MW-16D | 725.05 | 11/30/2021 | ND | 120.28 | 0.00 | 604.77 |
| MW-16D | 725.05 | 12/6/2021 | ND | 123.03 | 0.00 | 602.02 |
| MW-16D | 725.05 | 12/13/2021 | ND | 121.05 | 0.00 | 604.00 |
| MW-16D | 725.05 | 12/20/2021 | ND | 119.28 | 0.00 | 605.77 |
| MW-16D | 725.05 | 12/28/2021 | ND | 117.32 | 0.00 | 607.73 |
| MW-16D | 725.05 | 1/4/2022 | ND | 115.39 | 0.00 | 609.66 |
| MW-16D | 725.05 | 1/10/2022 | ND | 125.67 | 0.00 | 599.38 |
| MW-25D | 733.05 | 12/26/2020 | ND | 46.90 | 0.00 | 686.15 |
| MW-25D | 733.05 | 1/10/2021 | ND | 47.10 | 0.00 | 685.95 |
| MW-25D | 733.05 | 1/19/2021 | ND | 47.93 | 0.00 | 685.12 |
| MW-25D | 733.05 | 1/25/2021 | ND | 47.80 | 0.00 | 685.25 |

**Table 3**
**Summary of Monitoring Well Gauging Data**

Colonial Pipeline Company
2020-L1-SR2448
Huntersville, North Carolina

| Well ID | Top Of Casing Elevation[1] | Date | Depth to Free Product (ft btoc) | Depth to Groundwater (ft btoc) | Free Product Thickness (ft) | Groundwater Elevation[2] (ft btoc) |
|---|---|---|---|---|---|---|
| MW-25D | 733.05 | 2/1/2021 | ND | 47.69 | 0.00 | 685.36 |
| MW-25D | 733.05 | 2/8/2021 | ND | 48.05 | 0.00 | 685.00 |
| MW-25D | 733.05 | 2/16/2021 | ND | 47.82 | 0.00 | 685.23 |
| MW-25D | 733.05 | 2/22/2021 | ND | 47.65 | 0.00 | 685.40 |
| MW-25D | 733.05 | 3/4/2021 | ND | 47.34 | 0.00 | 685.71 |
| MW-25D | 733.05 | 3/8/2021 | ND | 47.52 | 0.00 | 685.53 |
| MW-25D | 733.05 | 3/15/2021 | ND | 47.48 | 0.00 | 685.57 |
| MW-25D | 733.05 | 3/22/2021 | ND | 47.46 | 0.00 | 685.59 |
| MW-25D | 733.05 | 4/1/2021 | ND | 46.29 | 0.00 | 686.76 |
| MW-25D | 733.05 | 4/12/2021 | ND | 47.31 | 0.00 | 685.74 |
| MW-25D | 733.05 | 4/19/2021 | ND | 47.26 | 0.00 | 685.79 |
| MW-25D | 733.05 | 4/29/2021 | ND | 46.96 | 0.00 | 686.09 |
| MW-25D | 733.05 | 5/3/2021 | ND | 47.11 | 0.00 | 685.94 |
| MW-25D | 733.05 | 5/10/2021 | ND | 47.07 | 0.00 | 685.98 |
| MW-25D | 733.05 | 5/18/2021 | ND | 47.28 | 0.00 | 685.77 |
| MW-25D | 733.05 | 5/26/2021 | ND | 47.05 | 0.00 | 686.00 |
| MW-25D | 733.05 | 5/31/2021 | ND | 47.31 | 0.00 | 685.74 |
| MW-25D | 733.05 | 6/7/2021 | ND | 47.54 | 0.00 | 685.51 |
| MW-25D | 733.05 | 6/14/2021 | NM | NM | NM | NM |
| MW-25D | 733.05 | 6/21/2021 | ND | 47.66 | 0.00 | 685.39 |
| MW-25D | 733.05 | 7/1/2021 | ND | 47.52 | 0.00 | 685.53 |
| MW-25D | 733.05 | 7/6/2021 | ND | 47.89 | 0.00 | 685.16 |
| MW-25D | 733.05 | 7/14/2021 | ND | 47.75 | 0.00 | 685.30 |
| MW-25D | 733.05 | 7/28/2021 | ND | 48.95 | 0.00 | 684.10 |
| MW-25D | 733.05 | 8/2/2021 | ND | 50.00 | 0.00 | 683.05 |
| MW-25D | 733.05 | 8/16/2021 | ND | 50.46 | 0.00 | 682.59 |
| MW-25D | 733.05 | 8/26/2021 | ND | 49.55 | 0.00 | 683.50 |
| MW-25D | 733.05 | 8/30/2021 | ND | 51.11 | 0.00 | 681.94 |
| MW-25D | 733.05 | 9/14/2021 | ND | 51.90 | 0.00 | 681.15 |
| MW-25D | 733.05 | 9/23/2021 | ND | 49.78 | 0.00 | 683.27 |
| MW-25D | 733.05 | 10/1/2021 | ND | 51.65 | 0.00 | 681.40 |
| MW-25D | 733.05 | 10/6/2021 | ND | 52.26 | 0.00 | 680.79 |
| MW-25D | 733.05 | 10/12/2021 | ND | 52.41 | 0.00 | 680.64 |
| MW-25D | 733.05 | 10/18/2021 | ND | 52.67 | 0.00 | 680.38 |
| MW-25D | 733.05 | 10/27/2021 | ND | 50.67 | 0.00 | 682.38 |
| MW-25D | 733.05 | 11/1/2021 | ND | 51.13 | 0.00 | 681.92 |
| MW-25D | 733.05 | 11/15/2021 | ND | 53.95 | 0.00 | 679.10 |
| MW-25D | 733.05 | 11/22/2021 | ND | 54.19 | 0.00 | 678.86 |
| MW-25D | 733.05 | 11/30/2021 | ND | 52.82 | 0.00 | 680.23 |
| MW-25D | 733.32 | 12/6/2021 | ND | 54.69 | 0.00 | 678.63 |
| MW-25D | 733.32 | 12/13/2021 | ND | 55.02 | 0.00 | 678.30 |
| MW-25D | 733.32 | 12/20/2021 | ND | 55.20 | 0.00 | 678.12 |
| MW-25D | 733.32 | 12/28/2021 | ND | 52.93 | 0.00 | 680.39 |
| MW-25D | 733.32 | 1/4/2022 | ND | 56.10 | 0.00 | 677.22 |
| MW-25D | 733.32 | 1/10/2022 | ND | 56.32 | 0.00 | 677.00 |

**Table 3**
**Summary of Monitoring Well Gauging Data**

Colonial Pipeline Company
2020-L1-SR2448
Huntersville, North Carolina

| Well ID | Top Of Casing Elevation[1] | Date | Depth to Free Product (ft btoc) | Depth to Groundwater (ft btoc) | Free Product Thickness (ft) | Groundwater Elevation[2] (ft btoc) |
|---|---|---|---|---|---|---|
| MW-31D | 714.09 | 5/31/2021 | ND | 20.96 | 0.00 | 693.13 |
| MW-31D | 714.09 | 6/7/2021 | ND | 20.95 | 0.00 | 693.14 |
| MW-31D | 714.09 | 6/14/2021 | ND | 21.02 | 0.00 | 693.07 |
| MW-31D | 714.09 | 6/21/2021 | ND | 21.05 | 0.00 | 693.04 |
| MW-31D | 714.09 | 7/1/2021 | ND | 21.10 | 0.00 | 692.99 |
| MW-31D | 714.09 | 7/6/2021 | ND | 21.22 | 0.00 | 692.87 |
| MW-31D | 714.09 | 7/14/2021 | ND | 21.29 | 0.00 | 692.80 |
| MW-31D | 714.09 | 7/28/2021 | ND | 21.27 | 0.00 | 692.82 |
| MW-31D | 714.09 | 8/2/2021 | ND | 21.44 | 0.00 | 692.65 |
| MW-31D | 714.09 | 8/16/2021 | ND | 21.57 | 0.00 | 692.52 |
| MW-31D | 714.09 | 8/26/2021 | ND | 21.68 | 0.00 | 692.41 |
| MW-31D | 714.09 | 8/30/2021 | ND | 21.65 | 0.00 | 692.44 |
| MW-31D | 714.09 | 9/14/2021 | ND | 21.86 | 0.00 | 692.23 |
| MW-31D | 714.09 | 9/23/2021 | ND | 22.13 | 0.00 | 691.96 |
| MW-31D | 714.09 | 10/1/2021 | ND | 22.26 | 0.00 | 691.83 |
| MW-31D | 714.09 | 10/6/2021 | ND | 22.25 | 0.00 | 691.84 |
| MW-31D | 714.09 | 10/12/2021 | ND | 22.36 | 0.00 | 691.73 |
| MW-31D | 714.09 | 10/18/2021 | ND | 22.47 | 0.00 | 691.62 |
| MW-31D | 714.09 | 10/27/2021 | ND | 22.66 | 0.00 | 691.43 |
| MW-31D | 714.09 | 11/1/2021 | ND | 22.70 | 0.00 | 691.39 |
| MW-31D | 714.09 | 11/15/2021 | ND | 23.04 | 0.00 | 691.05 |
| MW-31D | 714.09 | 11/22/2021 | ND | 23.10 | 0.00 | 690.99 |
| MW-31D | 714.09 | 11/30/2021 | ND | 23.20 | 0.00 | 690.89 |
| MW-31D | 714.09 | 12/6/2021 | ND | 23.29 | 0.00 | 690.80 |
| MW-31D | 714.09 | 12/13/2021 | ND | 23.13 | 0.00 | 690.96 |
| MW-31D | 714.09 | 12/20/2021 | ND | 23.54 | 0.00 | 690.55 |
| MW-31D | 714.09 | 12/28/2021 | ND | 23.69 | 0.00 | 690.40 |
| MW-31D | 714.09 | 1/4/2022 | ND | 23.68 | 0.00 | 690.41 |
| MW-31D | 714.09 | 1/10/2022 | ND | 23.89 | 0.00 | 690.20 |
| MW-36D | 710.81 | 12/7/2020 | ND | 24.81 | 0.00 | 686.00 |
| MW-36D | 710.81 | 12/21/2020 | ND | 24.46 | 0.00 | 686.35 |
| MW-36D | 710.81 | 12/26/2020 | ND | 24.49 | 0.00 | 686.32 |
| MW-36D | 710.81 | 1/19/2021 | ND | 24.14 | 0.00 | 686.67 |
| MW-36D | 710.81 | 1/25/2021 | ND | 34.19 | 0.00 | 676.62 |
| MW-36D | 710.81 | 2/1/2021 | ND | 24.21 | 0.00 | 686.60 |
| MW-36D | 710.81 | 2/8/2021 | ND | 24.12 | 0.00 | 686.69 |
| MW-36D | 710.81 | 2/16/2021 | ND | 23.93 | 0.00 | 686.88 |
| MW-36D | 710.81 | 2/22/2021 | ND | 26.35 | 0.00 | 684.46 |
| MW-36D | 710.81 | 3/4/2021 | ND | 23.44 | 0.00 | 687.37 |
| MW-36D | 710.81 | 3/8/2021 | ND | 33.42 | 0.00 | 677.39 |
| MW-36D | 710.81 | 3/15/2021 | ND | 23.40 | 0.00 | 687.41 |
| MW-36D | 710.81 | 3/22/2021 | ND | 23.28 | 0.00 | 687.53 |
| MW-36D | 710.81 | 4/1/2021 | ND | NM | NM | NM |
| MW-36D | 710.81 | 4/12/2021 | ND | NM | NM | NM |
| MW-36D | 710.81 | 4/19/2021 | ND | NM | NM | NM |

**Table 3**
**Summary of Monitoring Well Gauging Data**

Colonial Pipeline Company
2020-L1-SR2448
Huntersville, North Carolina

| Well ID | Top Of Casing Elevation[1] | Date | Depth to Free Product (ft btoc) | Depth to Groundwater (ft btoc) | Free Product Thickness (ft) | Groundwater Elevation[2] (ft btoc) |
|---|---|---|---|---|---|---|
| MW-36D | 710.81 | 4/29/2021 | ND | 28.74 | 0.00 | 682.07 |
| MW-36D | 710.81 | 5/3/2021 | ND | 22.34 | 0.00 | 688.47 |
| MW-36D | 710.81 | 5/10/2021 | ND | 23.59 | 0.00 | 687.22 |
| MW-36D | 710.81 | 5/18/2021 | ND | 21.44 | 0.00 | 689.37 |
| MW-36D | 710.81 | 5/26/2021 | ND | 21.52 | 0.00 | 689.29 |
| MW-36D | 710.81 | 5/31/2021 | ND | 21.63 | 0.00 | 689.18 |
| MW-36D | 710.81 | 6/7/2021 | ND | 30.94 | 0.00 | 679.87 |
| MW-36D | 710.81 | 6/14/2021 | ND | 22.73 | 0.00 | 688.08 |
| MW-36D | 710.81 | 6/21/2021 | ND | 22.31 | 0.00 | 688.50 |
| MW-36D | 710.81 | 7/1/2021 | ND | 22.63 | 0.00 | 688.18 |
| MW-36D | 710.81 | 7/6/2021 | ND | 22.72 | 0.00 | 688.09 |
| MW-36D | 710.81 | 7/14/2021 | ND | 23.80 | 0.00 | 687.01 |
| MW-36D | 710.81 | 7/28/2021 | ND | 29.17 | 0.00 | 681.64 |
| MW-36D | 710.81 | 8/2/2021 | ND | 24.32 | 0.00 | 686.49 |
| MW-36D | 710.81 | 8/16/2021 | ND | 26.54 | 0.00 | 684.27 |
| MW-36D | 710.81 | 8/26/2021 | ND | 26.92 | 0.00 | 683.89 |
| MW-36D | 710.81 | 8/30/2021 | ND | 27.15 | 0.00 | 683.66 |
| MW-36D | 710.81 | 9/14/2021 | ND | 27.72 | 0.00 | 683.09 |
| MW-36D | 710.81 | 9/23/2021 | ND | 27.99 | 0.00 | 682.82 |
| MW-36D | 710.81 | 10/1/2021 | ND | 29.37 | 0.00 | 681.44 |
| MW-36D | 710.81 | 10/6/2021 | ND | 28.57 | 0.00 | 682.24 |
| MW-36D | 710.81 | 10/12/2021 | ND | 28.80 | 0.00 | 682.01 |
| MW-36D | 710.81 | 10/18/2021 | ND | 29.08 | 0.00 | 681.73 |
| MW-36D | 710.81 | 10/27/2021 | ND | 29.25 | 0.00 | 681.56 |
| MW-36D | 710.81 | 11/1/2021 | ND | 29.40 | 0.00 | 681.41 |
| MW-36D | 710.81 | 11/15/2021 | ND | 30.03 | 0.00 | 680.78 |
| MW-36DR | 710.81 | 11/22/2021 | ND | 30.20 | 0.00 | 680.61 |
| MW-36DR | 710.81 | 11/30/2021 | ND | 30.46 | 0.00 | 680.35 |
| MW-36DR | 710.78 | 12/6/2021 | ND | 30.72 | 0.00 | 680.06 |
| MW-36DR | 710.78 | 12/13/2021 | ND | 31.00 | 0.00 | 679.78 |
| MW-36DR | 710.78 | 12/20/2021 | ND | 31.15 | 0.00 | 679.63 |
| MW-36DR | 710.78 | 12/28/2021 | ND | 31.05 | 0.00 | 679.73 |
| MW-36DR | 710.78 | 1/4/2022 | ND | 31.45 | 0.00 | 679.33 |
| MW-36DR | 710.78 | 1/10/2022 | ND | 31.98 | 0.00 | 678.80 |
| MW-57D | 686.44 | 12/7/2020 | ND | 11.25 | 0.00 | 675.19 |
| MW-57D | 686.44 | 12/21/2020 | ND | 10.87 | 0.00 | 675.57 |
| MW-57D | 686.44 | 12/26/2020 | ND | 10.82 | 0.00 | 675.62 |
| MW-57D | 686.44 | 1/10/2021 | ND | 10.56 | 0.00 | 675.88 |
| MW-57D | 686.44 | 1/19/2021 | ND | 10.73 | 0.00 | 675.71 |
| MW-57D | 686.44 | 1/25/2021 | ND | 10.74 | 0.00 | 675.70 |
| MW-57D | 686.44 | 2/1/2021 | ND | 10.17 | 0.00 | 676.27 |
| MW-57D | 686.44 | 2/8/2021 | ND | 10.16 | 0.00 | 676.28 |
| MW-57D | 686.44 | 2/16/2021 | ND | 9.49 | 0.00 | 676.95 |
| MW-57D | 686.44 | 2/22/2021 | ND | 6.39 | 0.00 | 680.05 |
| MW-57D | 686.44 | 3/4/2021 | ND | 9.08 | 0.00 | 677.36 |

**Table 3**
**Summary of Monitoring Well Gauging Data**

Colonial Pipeline Company
2020-L1-SR2448
Huntersville, North Carolina

| Well ID | Top Of Casing Elevation[1] | Date | Depth to Free Product (ft btoc) | Depth to Groundwater (ft btoc) | Free Product Thickness (ft) | Groundwater Elevation[2] (ft btoc) |
|---|---|---|---|---|---|---|
| MW-57D | 686.44 | 3/8/2021 | ND | 9.36 | 0.00 | 677.08 |
| MW-57D | 686.44 | 3/15/2021 | ND | 9.39 | 0.00 | 677.05 |
| MW-57D | 686.44 | 3/22/2021 | ND | 8.92 | 0.00 | 677.52 |
| MW-57D | 686.44 | 4/1/2021 | ND | 8.38 | 0.00 | 678.06 |
| MW-57D | 686.44 | 4/12/2021 | ND | 8.58 | 0.00 | 677.86 |
| MW-57D | 686.44 | 4/19/2021 | ND | 8.93 | 0.00 | 677.51 |
| MW-57D | 686.44 | 4/29/2021 | ND | 9.29 | 0.00 | 677.15 |
| MW-57D | 686.44 | 5/3/2021 | ND | 8.98 | 0.00 | 677.46 |
| MW-57D | 686.44 | 5/10/2021 | ND | 9.77 | 0.00 | 676.67 |
| MW-57D | 686.44 | 5/18/2021 | ND | 10.22 | 0.00 | 676.22 |
| MW-57D | 686.44 | 5/26/2021 | ND | 10.72 | 0.00 | 675.72 |
| MW-57D | 686.44 | 5/31/2021 | ND | 11.17 | 0.00 | 675.27 |
| MW-57D | 686.44 | 6/7/2021 | ND | 11.36 | 0.00 | 675.08 |
| MW-57D | 686.44 | 6/14/2021 | ND | 11.22 | 0.00 | 675.22 |
| MW-57D | 686.44 | 6/21/2021 | ND | 11.48 | 0.00 | 674.96 |
| MW-57D | 686.44 | 7/1/2021 | ND | 11.89 | 0.00 | 674.55 |
| MW-57D | 686.44 | 7/6/2021 | ND | 12.51 | 0.00 | 673.93 |
| MW-57D | 686.44 | 7/14/2021 | ND | 12.51 | 0.00 | 673.93 |
| MW-57D | 686.44 | 7/28/2021 | ND | 12.34 | 0.00 | 674.10 |
| MW-57D | 686.44 | 8/2/2021 | ND | 12.67 | 0.00 | 673.77 |
| MW-57D | 686.44 | 8/16/2021 | ND | 13.30 | 0.00 | 673.14 |
| MW-57D | 686.44 | 8/26/2021 | ND | 13.48 | 0.00 | 672.96 |
| MW-57D | 686.44 | 8/30/2021 | ND | 13.65 | 0.00 | 672.79 |
| MW-57D | 686.44 | 9/14/2021 | ND | 14.53 | 0.00 | 671.91 |
| MW-57D | 686.44 | 9/23/2021 | ND | 14.60 | 0.00 | 671.84 |
| MW-57D | 686.44 | 10/1/2021 | ND | 15.10 | 0.00 | 671.34 |
| MW-57D | 686.44 | 10/6/2021 | ND | 15.15 | 0.00 | 671.29 |
| MW-57D | 686.44 | 10/12/2021 | ND | 15.15 | 0.00 | 671.29 |
| MW-57D | 686.44 | 10/18/2021 | ND | 15.48 | 0.00 | 670.96 |
| MW-57D | 686.44 | 10/27/2021 | ND | 15.75 | 0.00 | 670.69 |
| MW-57D | 686.44 | 11/1/2021 | ND | 15.78 | 0.00 | 670.66 |
| MW-57D | 686.44 | 11/15/2021 | ND | 15.85 | 0.00 | 670.59 |
| MW-57D | 686.44 | 11/22/2021 | ND | 15.72 | 0.00 | 670.72 |
| MW-57D | 686.44 | 11/30/2021 | ND | 15.90 | 0.00 | 670.54 |
| MW-57D | 686.72 | 12/6/2021 | ND | 15.91 | 0.00 | 670.81 |
| MW-57D | 686.72 | 12/13/2021 | ND | 16.08 | 0.00 | 670.64 |
| MW-57D | 686.72 | 12/20/2021 | ND | 16.09 | 0.00 | 670.63 |
| MW-57D | 686.72 | 12/28/2021 | ND | 16.04 | 0.00 | 670.68 |
| MW-57D | 686.72 | 1/4/2022 | ND | 15.83 | 0.00 | 670.89 |
| MW-57D | 686.72 | 1/10/2022 | ND | 15.84 | 0.00 | 670.88 |
| MW-59D | 720.98 | 12/7/2020 | ND | 60.12 | 0.00 | 660.86 |
| MW-59D | 720.98 | 12/21/2020 | ND | 35.43 | 0.00 | 685.55 |
| MW-59D | 720.98 | 12/26/2020 | ND | 34.71 | 0.00 | 686.27 |
| MW-59D | 720.98 | 1/10/2021 | ND | 38.82 | 0.00 | 682.16 |
| MW-59D | 720.98 | 1/19/2021 | ND | 34.70 | 0.00 | 686.28 |

**Table 3**
**Summary of Monitoring Well Gauging Data**

Colonial Pipeline Company
2020-L1-SR2448
Huntersville, North Carolina

| Well ID | Top Of Casing Elevation[1] | Date | Depth to Free Product (ft btoc) | Depth to Groundwater (ft btoc) | Free Product Thickness (ft) | Groundwater Elevation[2] (ft btoc) |
|---|---|---|---|---|---|---|
| MW-59D | 720.98 | 1/25/2021 | ND | 34.36 | 0.00 | 686.62 |
| MW-59D | 720.98 | 2/1/2021 | ND | 34.04 | 0.00 | 686.94 |
| MW-59D | 720.98 | 2/8/2021 | ND | 33.93 | 0.00 | 687.05 |
| MW-59D | 720.98 | 2/16/2021 | ND | 36.06 | 0.00 | 684.92 |
| MW-59D | 720.98 | 2/22/2021 | ND | 33.99 | 0.00 | 686.99 |
| MW-59D | 720.98 | 3/4/2021 | ND | 33.47 | 0.00 | 687.51 |
| MW-59D | 720.98 | 3/8/2021 | ND | 33.46 | 0.00 | 687.52 |
| MW-59D | 720.98 | 3/15/2021 | ND | 34.11 | 0.00 | 686.87 |
| MW-59D | 720.98 | 3/22/2021 | ND | 33.37 | 0.00 | 687.61 |
| MW-59D | 720.98 | 4/1/2021 | ND | 25.85 | 0.00 | 695.13 |
| MW-59D | 720.98 | 4/12/2021 | ND | 65.32 | 0.00 | 655.66 |
| MW-59D | 720.98 | 4/19/2021 | ND | 62.76 | 0.00 | 658.22 |
| MW-59D | 720.98 | 4/29/2021 | ND | 60.18 | 0.00 | 660.80 |
| MW-59D | 720.98 | 5/3/2021 | ND | 59.44 | 0.00 | 661.54 |
| MW-59D | 720.98 | 5/10/2021 | ND | 139.60 | 0.00 | 581.38 |
| MW-59D | 720.98 | 5/18/2021 | ND | 133.57 | 0.00 | 587.41 |
| MW-59D | 720.98 | 5/26/2021 | ND | 128.87 | 0.00 | 592.11 |
| MW-59D | 720.98 | 5/31/2021 | ND | 126.88 | 0.00 | 594.10 |
| MW-59D | 720.98 | 6/7/2021 | ND | 148.30 | 0.00 | 572.68 |
| MW-59D | 720.98 | 6/14/2021 | ND | 146.09 | 0.00 | 574.89 |
| MW-59D | 720.98 | 6/21/2021 | ND | 144.16 | 0.00 | 576.82 |
| MW-59D | 720.98 | 7/1/2021 | ND | 141.79 | 0.00 | 579.19 |
| MW-59D | 720.98 | 7/6/2021 | ND | 140.70 | 0.00 | 580.28 |
| MW-59D | 720.98 | 7/14/2021 | ND | NM | NM | NM |
| MW-59D | 720.98 | 7/28/2021 | ND | 159.10 | 0.00 | 561.88 |
| MW-59D | 720.98 | 8/2/2021 | ND | 158.88 | 0.00 | 562.10 |
| MW-59D | 720.98 | 8/16/2021 | ND | 158.34 | 0.00 | 562.64 |
| MW-59D | 720.98 | 8/26/2021 | ND | 158.03 | 0.00 | 562.95 |
| MW-59D | 720.98 | 8/30/2021 | ND | 157.89 | 0.00 | 563.09 |
| MW-59D | 720.98 | 9/14/2021 | ND | 157.51 | 0.00 | 563.47 |
| MW-59D | 720.98 | 9/23/2021 | NM | NM | NM | NM |
| MW-59D | 720.98 | 10/1/2021 | ND | 157.17 | 0.00 | 563.81 |
| MW-59D | 720.98 | 10/6/2021 | ND | 157.02 | 0.00 | 563.96 |
| MW-59D | 720.98 | 10/12/2021 | ND | 156.94 | 0.00 | 564.04 |
| MW-59D | 720.98 | 10/18/2021 | ND | 156.69 | 0.00 | 564.29 |
| MW-59D | 720.98 | 10/27/2021 | ND | 156.50 | 0.00 | 564.48 |
| MW-59D | 720.98 | 11/1/2021 | ND | 156.40 | 0.00 | 564.58 |
| MW-59D | 720.98 | 11/15/2021 | ND | 156.98 | 0.00 | 564.00 |
| MW-59D | 720.98 | 11/22/2021 | ND | 155.82 | 0.00 | 565.16 |
| MW-59D | 720.98 | 11/30/2021 | ND | 155.64 | 0.00 | 565.34 |
| MW-59D | 720.98 | 12/6/2021 | ND | 155.45 | 0.00 | 565.53 |
| MW-59D | 720.98 | 12/13/2021 | ND | 155.53 | 0.00 | 565.45 |
| MW-59D | 720.98 | 12/20/2021 | ND | 155.15 | 0.00 | 565.83 |
| MW-59D | 720.98 | 12/28/2021 | ND | 154.92 | 0.00 | 566.06 |
| MW-59D | 720.98 | 1/4/2022 | ND | 154.80 | 0.00 | 566.18 |

**Table 3**
**Summary of Monitoring Well Gauging Data**

Colonial Pipeline Company
2020-L1-SR2448
Huntersville, North Carolina

| Well ID | Top Of Casing Elevation[1] | Date | Depth to Free Product (ft btoc) | Depth to Groundwater (ft btoc) | Free Product Thickness (ft) | Groundwater Elevation[2] (ft btoc) |
|---|---|---|---|---|---|---|
| MW-59D | 720.98 | 1/10/2022 | ND | 154.68 | 0.00 | 566.30 |
| MW-61D | 745.40 | 11/23/2020 | ND | NM | NM | NM |
| MW-61D | 745.40 | 12/7/2020 | ND | 53.30 | 0.00 | 692.10 |
| MW-61D | 745.40 | 12/21/2020 | ND | 53.50 | 0.00 | 691.90 |
| MW-61D | 745.40 | 12/26/2020 | ND | 53.56 | 0.00 | 691.84 |
| MW-61D | 745.40 | 1/10/2021 | ND | 53.83 | 0.00 | 691.57 |
| MW-61D | 745.50 | 1/19/2021 | ND | 53.94 | 0.00 | 691.56 |
| MW-61D | 745.50 | 1/25/2021 | ND | 53.88 | 0.00 | 691.62 |
| MW-61D | 745.50 | 2/1/2021 | ND | 53.86 | 0.00 | 691.64 |
| MW-61D | 745.50 | 2/8/2021 | ND | 54.21 | 0.00 | 691.29 |
| MW-61D | 745.50 | 2/16/2021 | ND | 53.91 | 0.00 | 691.59 |
| MW-61D | 745.50 | 2/22/2021 | ND | 53.82 | 0.00 | 691.68 |
| MW-61D | 745.50 | 3/4/2021 | ND | 53.82 | 0.00 | 691.68 |
| MW-61D | 745.50 | 3/8/2021 | ND | 53.92 | 0.00 | 691.58 |
| MW-61D | 745.50 | 3/15/2021 | ND | 54.05 | 0.00 | 691.45 |
| MW-61D | 745.50 | 3/22/2021 | ND | 53.98 | 0.00 | 691.52 |
| MW-61D | 745.50 | 4/1/2021 | ND | 54.15 | 0.00 | 691.35 |
| MW-61D | 745.50 | 4/12/2021 | ND | 54.27 | 0.00 | 691.23 |
| MW-61D | 745.50 | 4/19/2021 | ND | 54.32 | 0.00 | 691.18 |
| MW-61D | 745.50 | 4/29/2021 | ND | 54.12 | 0.00 | 691.38 |
| MW-61D | 745.50 | 5/3/2021 | ND | 54.20 | 0.00 | 691.30 |
| MW-61D | 745.50 | 5/10/2021 | ND | 55.32 | 0.00 | 690.18 |
| MW-61D | 745.50 | 5/18/2021 | ND | 54.31 | 0.00 | 691.19 |
| MW-61D | 745.50 | 5/26/2021 | ND | 54.14 | 0.00 | 691.36 |
| MW-61D | 745.50 | 5/31/2021 | ND | 54.34 | 0.00 | 691.16 |
| MW-61D | 745.50 | 6/7/2021 | ND | 54.37 | 0.00 | 691.13 |
| MW-61D | 745.50 | 6/14/2021 | ND | 54.15 | 0.00 | 691.35 |
| MW-61D | 745.50 | 6/21/2021 | ND | 54.43 | 0.00 | 691.07 |
| MW-61D | 745.50 | 7/1/2021 | ND | 54.45 | 0.00 | 691.05 |
| MW-61D | 745.50 | 7/6/2021 | ND | 54.68 | 0.00 | 690.82 |
| MW-61D | 745.50 | 7/14/2021 | ND | 54.61 | 0.00 | 690.89 |
| MW-61D | 745.50 | 7/28/2021 | ND | 54.93 | 0.00 | 690.57 |
| MW-61D | 745.50 | 8/2/2021 | ND | 55.16 | 0.00 | 690.34 |
| MW-61D | 745.50 | 8/16/2021 | ND | 55.30 | 0.00 | 690.20 |
| MW-61D | 745.50 | 8/26/2021 | ND | 55.38 | 0.00 | 690.12 |
| MW-61D | 745.50 | 8/30/2021 | ND | 56.43 | 0.00 | 689.07 |
| MW-61D | 745.50 | 9/14/2021 | ND | 56.09 | 0.00 | 689.41 |
| MW-61D | 745.50 | 9/23/2021 | ND | 55.99 | 0.00 | 689.51 |
| MW-61D | 745.50 | 10/1/2021 | ND | 56.06 | 0.00 | 689.44 |
| MW-61D | 745.50 | 10/6/2021 | ND | 56.62 | 0.00 | 688.88 |
| MW-61D | 745.50 | 10/12/2021 | ND | 56.61 | 0.00 | 688.89 |
| MW-61D | 745.50 | 10/18/2021 | ND | 56.80 | 0.00 | 688.70 |
| MW-61D | 745.50 | 10/27/2021 | ND | 56.71 | 0.00 | 688.79 |
| MW-61D | 745.50 | 11/1/2021 | ND | 56.97 | 0.00 | 688.53 |
| MW-61D | 745.50 | 11/15/2021 | ND | 57.50 | 0.00 | 688.00 |

**Table 3**
**Summary of Monitoring Well Gauging Data**

Colonial Pipeline Company
2020-L1-SR2448
Huntersville, North Carolina

| Well ID | Top Of Casing Elevation[1] | Date | Depth to Free Product (ft btoc) | Depth to Groundwater (ft btoc) | Free Product Thickness (ft) | Groundwater Elevation[2] (ft btoc) |
|---|---|---|---|---|---|---|
| MW-61D | 745.50 | 11/22/2021 | ND | 57.69 | 0.00 | 687.81 |
| MW-61D | 745.40 | 11/30/2021 | ND | 57.74 | 0.00 | 687.66 |
| MW-61D | 745.40 | 12/6/2021 | ND | 57.96 | 0.00 | 687.44 |
| MW-61D | 745.40 | 12/13/2021 | ND | 58.19 | 0.00 | 687.21 |
| MW-61D | 745.40 | 12/20/2021 | ND | 58.33 | 0.00 | 687.07 |
| MW-61D | 745.40 | 12/28/2021 | ND | 58.19 | 0.00 | 687.21 |
| MW-61D | 745.40 | 1/4/2022 | ND | 58.80 | 0.00 | 686.60 |
| MW-61D | 745.40 | 1/10/2022 | ND | 58.70 | 0.00 | 686.70 |
| MW-62D | 729.92 | 1/19/2021 | ND | 54.22 | 0.00 | 675.70 |
| MW-62D | 729.92 | 12/7/2020 | ND | 54.99 | 0.00 | 674.93 |
| MW-62D | 729.92 | 12/21/2020 | ND | 54.05 | 0.00 | 675.87 |
| MW-62D | 729.92 | 12/26/2020 | ND | 54.19 | 0.00 | 675.73 |
| MW-62D | 729.92 | 1/10/2021 | ND | 54.07 | 0.00 | 675.85 |
| MW-62D | 729.92 | 1/25/2021 | ND | 54.00 | 0.00 | 675.92 |
| MW-62D | 729.92 | 2/1/2021 | ND | 54.15 | 0.00 | 675.77 |
| MW-62D | 729.92 | 2/8/2021 | ND | 53.62 | 0.00 | 676.30 |
| MW-62D | 729.92 | 2/16/2021 | ND | 53.76 | 0.00 | 676.16 |
| MW-62D | 729.92 | 2/22/2021 | ND | 53.38 | 0.00 | 676.54 |
| MW-62D | 729.92 | 3/4/2021 | ND | 53.03 | 0.00 | 676.89 |
| MW-62D | 729.92 | 3/8/2021 | ND | 53.60 | 0.00 | 676.32 |
| MW-62D | 729.92 | 3/15/2021 | ND | 53.87 | 0.00 | 676.05 |
| MW-62D | 729.92 | 3/22/2021 | ND | 53.46 | 0.00 | 676.46 |
| MW-62D | 729.92 | 4/1/2021 | ND | 52.96 | 0.00 | 676.96 |
| MW-62D | 729.92 | 4/12/2021 | ND | 53.23 | 0.00 | 676.69 |
| MW-62D | 729.92 | 4/19/2021 | ND | 53.97 | 0.00 | 675.95 |
| MW-62D | 729.92 | 4/29/2021 | ND | 53.90 | 0.00 | 676.02 |
| MW-62D | 729.92 | 5/3/2021 | ND | 53.84 | 0.00 | 676.08 |
| MW-62D | 729.92 | 5/10/2021 | ND | 54.40 | 0.00 | 675.52 |
| MW-62D | 729.92 | 5/18/2021 | ND | 53.51 | 0.00 | 676.41 |
| MW-62D | 729.92 | 5/26/2021 | ND | 54.40 | 0.00 | 675.52 |
| MW-62D | 729.92 | 5/31/2021 | ND | 54.91 | 0.00 | 675.01 |
| MW-62D | 729.92 | 6/7/2021 | ND | 54.91 | 0.00 | 675.01 |
| MW-62D | 729.92 | 6/14/2021 | ND | 55.10 | 0.00 | 674.82 |
| MW-62D | 729.92 | 6/21/2021 | ND | 54.51 | 0.00 | 675.41 |
| MW-62D | 729.92 | 7/1/2021 | ND | 54.61 | 0.00 | 675.31 |
| MW-62D | 729.92 | 7/6/2021 | ND | 55.07 | 0.00 | 674.85 |
| MW-62D | 729.92 | 7/14/2021 | ND | 55.17 | 0.00 | 674.75 |
| MW-62D | 729.92 | 7/28/2021 | ND | 55.50 | 0.00 | 674.42 |
| MW-62D | 729.92 | 8/2/2021 | ND | 55.43 | 0.00 | 674.49 |
| MW-62D | 729.92 | 8/16/2021 | ND | 55.92 | 0.00 | 674.00 |
| MW-62D | 729.92 | 8/26/2021 | ND | 55.83 | 0.00 | 674.09 |
| MW-62D | 729.92 | 8/30/2021 | ND | 56.36 | 0.00 | 673.56 |
| MW-62D | 729.92 | 9/14/2021 | ND | 56.26 | 0.00 | 673.66 |
| MW-62D | 729.92 | 9/23/2021 | ND | 56.42 | 0.00 | 673.50 |
| MW-62D | 729.92 | 10/1/2021 | ND | 37.31 | 0.00 | 692.61 |

**Table 3**
**Summary of Monitoring Well Gauging Data**

Colonial Pipeline Company
2020-L1-SR2448
Huntersville, North Carolina

| Well ID | Top Of Casing Elevation[1] | Date | Depth to Free Product (ft btoc) | Depth to Groundwater (ft btoc) | Free Product Thickness (ft) | Groundwater Elevation[2] (ft btoc) |
|---|---|---|---|---|---|---|
| MW-62D | 729.92 | 10/6/2021 | ND | 57.29 | 0.00 | 672.63 |
| MW-62D | 729.92 | 10/12/2021 | ND | 59.48 | 0.00 | 670.44 |
| MW-62D | 729.92 | 10/18/2021 | ND | 58.05 | 0.00 | 671.87 |
| MW-62D | 729.92 | 10/27/2021 | ND | 57.16 | 0.00 | 672.76 |
| MW-62D | 729.92 | 11/1/2021 | ND | 57.08 | 0.00 | 672.84 |
| MW-62D | 729.92 | 11/15/2021 | ND | 57.52 | 0.00 | 672.40 |
| MW-62D | 729.92 | 11/22/2021 | ND | 57.24 | 0.00 | 672.68 |
| MW-62D | 729.92 | 11/30/2021 | ND | 57.58 | 0.00 | 672.34 |
| MW-62D | 729.92 | 12/6/2021 | ND | 57.75 | 0.00 | 672.17 |
| MW-62D | 729.92 | 12/13/2021 | ND | 57.66 | 0.00 | 672.26 |
| MW-62D | 729.92 | 12/20/2021 | ND | 57.10 | 0.00 | 672.82 |
| MW-62D | 729.93 | 12/28/2021 | ND | 57.50 | 0.00 | 672.43 |
| MW-62D | 729.93 | 1/4/2022 | ND | 57.88 | 0.00 | 672.05 |
| MW-62D | 729.93 | 1/10/2022 | ND | 57.42 | 0.00 | 672.51 |
| MW-65D | 714.15 | 12/26/2020 | ND | 23.15 | 0.00 | 691.00 |
| MW-65D | 714.15 | 1/10/2021 | ND | 22.93 | 0.00 | 691.22 |
| MW-65D | 714.15 | 1/19/2021 | ND | 22.95 | 0.00 | 691.20 |
| MW-65D | 714.15 | 2/1/2021 | ND | 22.76 | 0.00 | 691.39 |
| MW-65D | 714.15 | 2/8/2021 | ND | 22.89 | 0.00 | 691.26 |
| MW-65D | 714.15 | 2/16/2021 | ND | 22.62 | 0.00 | 691.53 |
| MW-65D | 714.15 | 2/22/2021 | ND | 22.53 | 0.00 | 691.62 |
| MW-65D | 714.15 | 3/4/2021 | ND | 22.31 | 0.00 | 691.84 |
| MW-65D | 714.15 | 3/8/2021 | ND | 22.38 | 0.00 | 691.77 |
| MW-65D | 714.15 | 3/15/2021 | ND | 22.22 | 0.00 | 691.93 |
| MW-65D | 714.15 | 3/22/2021 | ND | 22.12 | 0.00 | 692.03 |
| MW-65D | 714.15 | 4/1/2021 | ND | 21.79 | 0.00 | 692.36 |
| MW-65D | 714.15 | 4/12/2021 | ND | 21.78 | 0.00 | 692.37 |
| MW-65D | 714.15 | 4/19/2021 | ND | 21.75 | 0.00 | 692.40 |
| MW-65D | 714.15 | 4/29/2021 | ND | 21.78 | 0.00 | 692.37 |
| MW-65D | 714.15 | 5/3/2021 | ND | 21.79 | 0.00 | 692.36 |
| MW-65D | 714.15 | 5/10/2021 | ND | 21.94 | 0.00 | 692.21 |
| MW-65D | 714.15 | 5/18/2021 | ND | 22.14 | 0.00 | 692.01 |
| MW-65D | 714.15 | 5/26/2021 | ND | 22.23 | 0.00 | 691.92 |
| MW-65D | 714.15 | 5/31/2021 | ND | 22.43 | 0.00 | 691.72 |
| MW-65D | 714.15 | 6/7/2021 | ND | 22.51 | 0.00 | 691.64 |
| MW-65D | 714.15 | 6/14/2021 | ND | 22.57 | 0.00 | 691.58 |
| MW-65D | 714.15 | 6/21/2021 | ND | 22.72 | 0.00 | 691.43 |
| MW-65D | 714.15 | 7/1/2021 | ND | 22.86 | 0.00 | 691.29 |
| MW-65D | 714.15 | 7/6/2021 | ND | 23.05 | 0.00 | 691.10 |
| MW-65D | 714.15 | 7/14/2021 | ND | 23.23 | 0.00 | 690.92 |
| MW-65D | 714.15 | 7/28/2021 | ND | 23.31 | 0.00 | 690.84 |
| MW-65D | 714.15 | 8/2/2021 | ND | 23.48 | 0.00 | 690.67 |
| MW-65D | 714.15 | 8/16/2021 | ND | 23.73 | 0.00 | 690.42 |
| MW-65D | 714.15 | 8/26/2021 | ND | 23.92 | 0.00 | 690.23 |
| MW-65D | 714.15 | 8/30/2021 | ND | 23.98 | 0.00 | 690.17 |

**Table 3**
**Summary of Monitoring Well Gauging Data**

Colonial Pipeline Company
2020-L1-SR2448
Huntersville, North Carolina

| Well ID | Top Of Casing Elevation[1] | Date | Depth to Free Product (ft btoc) | Depth to Groundwater (ft btoc) | Free Product Thickness (ft) | Groundwater Elevation[2] (ft btoc) |
|---|---|---|---|---|---|---|
| MW-65D | 714.15 | 9/14/2021 | ND | 24.33 | 0.00 | 689.82 |
| MW-65D | 714.15 | 9/23/2021 | ND | 24.55 | 0.00 | 689.60 |
| MW-65D | 714.15 | 10/1/2021 | ND | 24.68 | 0.00 | 689.47 |
| MW-65D | 714.15 | 10/6/2021 | ND | 23.91 | 0.00 | 690.24 |
| MW-65D | 714.15 | 10/12/2021 | ND | 25.87 | 0.00 | 688.28 |
| MW-65D | 714.15 | 10/18/2021 | ND | 25.06 | 0.00 | 689.09 |
| MW-65D | 714.15 | 10/27/2021 | ND | 25.23 | 0.00 | 688.92 |
| MW-65D | 714.15 | 11/1/2021 | ND | 25.41 | 0.00 | 688.74 |
| MW-65D | 714.15 | 11/15/2021 | ND | 25.63 | 0.00 | 688.52 |
| MW-65D | 714.15 | 11/22/2021 | ND | 25.83 | 0.00 | 688.32 |
| MW-65D | 714.15 | 11/30/2021 | ND | 25.91 | 0.00 | 688.24 |
| MW-65D | 714.42 | 12/6/2021 | ND | 26.06 | 0.00 | 688.36 |
| MW-65D | 714.42 | 12/13/2021 | ND | 26.28 | 0.00 | 688.14 |
| MW-65D | 714.42 | 12/20/2021 | ND | 26.32 | 0.00 | 688.10 |
| MW-65D | 714.42 | 12/28/2021 | ND | 26.40 | 0.00 | 688.02 |
| MW-65D | 714.42 | 1/4/2022 | ND | 26.54 | 0.00 | 687.88 |
| MW-65D | 714.42 | 1/10/2022 | ND | 26.63 | 0.00 | 687.79 |
| MW-79D | 720.52 | 3/4/2021 | ND | 85.61 | 0.00 | 634.91 |
| MW-79D | 720.52 | 3/8/2021 | ND | 42.71 | 0.00 | 677.81 |
| MW-79D | 720.52 | 3/15/2021 | ND | 44.79 | 0.00 | 675.73 |
| MW-79D | 720.52 | 3/22/2021 | ND | 44.53 | 0.00 | 675.99 |
| MW-79D | 721.56 | 4/1/2021 | ND | 40.69 | 0.00 | 680.87 |
| MW-79D | 721.56 | 4/12/2021 | ND | 41.05 | 0.00 | 680.51 |
| MW-79D | 721.56 | 4/19/2021 | ND | 41.85 | 0.00 | 679.71 |
| MW-79D | 721.56 | 4/29/2021 | ND | 41.85 | 0.00 | 679.71 |
| MW-79D | 721.56 | 5/3/2021 | ND | 41.76 | 0.00 | 679.80 |
| MW-79D | 717.32 | 5/10/2021 | ND | 41.31 | 0.00 | 676.01 |
| MW-79D | 717.32 | 5/18/2021 | ND | 41.47 | 0.00 | 675.85 |
| MW-79D | 717.32 | 5/26/2021 | ND | 42.37 | 0.00 | 674.95 |
| MW-79D | 717.32 | 5/31/2021 | ND | 42.88 | 0.00 | 674.44 |
| MW-79D | 717.32 | 6/7/2021 | ND | 42.88 | 0.00 | 674.44 |
| MW-79D | 717.32 | 6/14/2021 | ND | 43.04 | 0.00 | 674.28 |
| MW-79D | 717.32 | 6/21/2021 | ND | 42.46 | 0.00 | 674.86 |
| MW-79D | 717.32 | 7/1/2021 | ND | 42.60 | 0.00 | 674.72 |
| MW-79D | 717.32 | 7/6/2021 | ND | 43.02 | 0.00 | 674.30 |
| MW-79D | 717.32 | 7/14/2021 | ND | 43.17 | 0.00 | 674.15 |
| MW-79D | 717.32 | 7/28/2021 | ND | 43.44 | 0.00 | 673.88 |
| MW-79D | 717.32 | 8/2/2021 | ND | 43.38 | 0.00 | 673.94 |
| MW-79D | 717.32 | 8/16/2021 | ND | 43.92 | 0.00 | 673.40 |
| MW-79D | 717.32 | 8/26/2021 | ND | 43.69 | 0.00 | 673.63 |
| MW-79D | 717.32 | 8/30/2021 | ND | 44.44 | 0.00 | 672.88 |
| MW-79D | 717.32 | 9/14/2021 | ND | 44.29 | 0.00 | 673.03 |
| MW-79D | 717.32 | 9/23/2021 | ND | 44.28 | 0.00 | 673.04 |
| MW-79D | 717.32 | 10/1/2021 | ND | 45.26 | 0.00 | 672.06 |
| MW-79D | 717.32 | 10/6/2021 | ND | 45.34 | 0.00 | 671.98 |

**Table 3**
**Summary of Monitoring Well Gauging Data**

Colonial Pipeline Company
2020-L1-SR2448
Huntersville, North Carolina

| Well ID | Top Of Casing Elevation[1] | Date | Depth to Free Product (ft btoc) | Depth to Groundwater (ft btoc) | Free Product Thickness (ft) | Groundwater Elevation[2] (ft btoc) |
|---|---|---|---|---|---|---|
| MW-79D | 717.32 | 10/12/2021 | ND | 47.16 | 0.00 | 670.16 |
| MW-79D | 717.32 | 10/18/2021 | ND | 45.97 | 0.00 | 671.35 |
| MW-79D | 717.32 | 10/27/2021 | ND | 45.10 | 0.00 | 672.22 |
| MW-79D | 717.32 | 11/1/2021 | ND | 44.99 | 0.00 | 672.33 |
| MW-79D | 717.32 | 11/15/2021 | ND | 45.50 | 0.00 | 671.82 |
| MW-79D | 717.32 | 11/22/2021 | ND | 45.32 | 0.00 | 672.00 |
| MW-79D | 717.32 | 11/30/2021 | ND | 45.34 | 0.00 | 671.98 |
| MW-79D | 717.51 | 12/6/2021 | ND | 45.70 | 0.00 | 671.81 |
| MW-79D | 717.51 | 12/13/2021 | ND | 45.56 | 0.00 | 671.95 |
| MW-79D | 717.51 | 12/20/2021 | ND | 45.00 | 0.00 | 672.51 |
| MW-79D | 717.51 | 12/28/2021 | ND | 45.34 | 0.00 | 672.17 |
| MW-79D | 717.51 | 1/4/2022 | ND | 45.78 | 0.00 | 671.73 |
| MW-79D | 717.51 | 1/10/2022 | ND | 45.95 | 0.00 | 671.56 |
| MW-81D | 720.45 | 6/21/2021 | ND | 45.24 | 0.00 | 675.21 |
| MW-81D | 720.45 | 7/1/2021 | ND | 45.38 | 0.00 | 675.07 |
| MW-81D | 720.45 | 7/6/2021 | ND | 45.87 | 0.00 | 674.58 |
| MW-81D | 720.45 | 7/14/2021 | ND | 45.97 | 0.00 | 674.48 |
| MW-81D | 720.45 | 7/28/2021 | ND | 46.16 | 0.00 | 674.29 |
| MW-81D | 720.45 | 8/2/2021 | ND | 46.24 | 0.00 | 674.21 |
| MW-81D | 720.45 | 8/16/2021 | ND | 46.74 | 0.00 | 673.71 |
| MW-81D | 720.45 | 8/26/2021 | ND | 46.60 | 0.00 | 673.85 |
| MW-81D | 720.45 | 8/30/2021 | ND | 47.30 | 0.00 | 673.15 |
| MW-81D | 720.45 | 9/14/2021 | ND | 47.07 | 0.00 | 673.38 |
| MW-81D | 720.45 | 9/23/2021 | ND | 47.20 | 0.00 | 673.25 |
| MW-81D | 720.45 | 10/1/2021 | ND | 47.33 | 0.00 | 673.12 |
| MW-81D | 720.45 | 10/6/2021 | ND | 48.09 | 0.00 | 672.36 |
| MW-81D | 720.45 | 10/12/2021 | ND | 49.47 | 0.00 | 670.98 |
| MW-81D | 720.45 | 10/18/2021 | ND | 48.76 | 0.00 | 671.69 |
| MW-81D | 720.45 | 10/27/2021 | ND | 48.18 | 0.00 | 672.27 |
| MW-81D | 720.45 | 11/1/2021 | ND | 47.86 | 0.00 | 672.59 |
| MW-81D | 720.45 | 11/15/2021 | ND | 48.32 | 0.00 | 672.13 |
| MW-81D | 720.45 | 11/22/2021 | ND | 48.20 | 0.00 | 672.25 |
| MW-81D | 720.45 | 11/30/2021 | ND | 48.24 | 0.00 | 672.21 |
| MW-81D | 720.45 | 12/6/2021 | ND | 48.55 | 0.00 | 671.90 |
| MW-81D | 720.45 | 12/13/2021 | ND | 48.23 | 0.00 | 672.22 |
| MW-81D | 720.45 | 12/20/2021 | ND | 48.03 | 0.00 | 672.42 |
| MW-81D | 720.45 | 12/28/2021 | ND | 48.43 | 0.00 | 672.02 |
| MW-81D | 720.45 | 1/4/2022 | ND | 48.54 | 0.00 | 671.91 |
| MW-81D | 720.45 | 1/10/2022 | ND | 49.03 | 0.00 | 671.42 |
| MW-89D | 731.52 | 8/30/2021 | ND | 47.35 | 0.00 | 684.17 |
| MW-89D | 731.52 | 9/14/2021 | ND | 49.07 | 0.00 | 682.45 |
| MW-89D | 731.52 | 9/23/2021 | ND | 49.29 | 0.00 | 682.23 |
| MW-89D | 731.52 | 10/1/2021 | ND | 49.51 | 0.00 | 682.01 |
| MW-89D | 731.52 | 10/6/2021 | ND | 49.50 | 0.00 | 682.02 |
| MW-89D | 731.52 | 10/12/2021 | ND | 49.65 | 0.00 | 681.87 |

**Table 3**
**Summary of Monitoring Well Gauging Data**

Colonial Pipeline Company
2020-L1-SR2448
Huntersville, North Carolina

| Well ID | Top Of Casing Elevation[1] | Date | Depth to Free Product (ft btoc) | Depth to Groundwater (ft btoc) | Free Product Thickness (ft) | Groundwater Elevation[2] (ft btoc) |
|---|---|---|---|---|---|---|
| MW-89D | 731.52 | 10/18/2021 | ND | 49.86 | 0.00 | 681.66 |
| MW-89D | 731.52 | 10/27/2021 | ND | 50.03 | 0.00 | 681.49 |
| MW-89D | 731.52 | 11/1/2021 | ND | 49.70 | 0.00 | 681.82 |
| MW-89D | 731.52 | 11/15/2021 | ND | 14.78 | 0.00 | 716.74 |
| MW-89D | 731.52 | 11/22/2021 | ND | 103.03 | 0.00 | 628.49 |
| MW-89D | 731.52 | 11/30/2021 | ND | 102.92 | 0.00 | 628.60 |
| MW-89D | 734.72 | 12/6/2021 | ND | 106.68 | 0.00 | 628.04 |
| MW-89D | 734.72 | 12/13/2021 | ND | 106.10 | 0.00 | 628.62 |
| MW-89D | 734.72 | 12/20/2021 | ND | 106.52 | 0.00 | 628.20 |
| MW-89D | 734.72 | 12/28/2021 | ND | 106.43 | 0.00 | 628.29 |
| MW-89D | 734.72 | 1/4/2022 | ND | 106.41 | 0.00 | 628.31 |
| MW-89D | 734.72 | 1/10/2022 | ND | 109.75 | 0.00 | 624.97 |
| MW-90D | 730.09 | 5/26/2021 | 35.13 | 45.41 | 10.28 | 692.21 |
| MW-90D | 730.09 | 5/31/2021 | ARP | ARP | ARP | ARP |
| MW-90D | 730.09 | 6/7/2021 | ARP | ARP | ARP | ARP |
| MW-90D | 730.09 | 6/14/2021 | ARP | ARP | ARP | ARP |
| MW-90D | 730.09 | 6/21/2021 | ARP | ARP | ARP | ARP |
| MW-90D | 730.09 | 7/1/2021 | 34.41 | 45.77 | 11.36 | 692.64 |
| MW-90D | 730.09 | 7/6/2021 | ARP | ARP | ARP | ARP |
| MW-90D | 730.09 | 7/14/2021 | 37.54 | 39.02 | 1.48 | 692.15 |
| MW-90D | 730.09 | 7/28/2021 | 38.20 | 39.42 | 1.22 | 691.56 |
| MW-90D | 730.09 | 8/16/2021 | ARP | ARP | ARP | ARP |
| MW-90D | 730.09 | 8/26/2021 | 48.95 | 50.70 | 1.75 | 680.67 |
| MW-90D | 730.09 | 8/30/2021 | ARP | ARP | ARP | ARP |
| MW-90D | 730.09 | 9/16/2021 | 40.58 | 40.74 | 0.16 | 689.47 |
| MW-90D | 730.09 | 9/23/2021 | 40.48 | 41.69 | 1.21 | 689.29 |
| MW-90D | 730.09 | 10/12/2021 | ARP | ARP | ARP | ARP |
| MW-90D | 730.09 | 10/18/2021 | ARP | ARP | ARP | ARP |
| MW-90D | 730.09 | 10/27/2021 | 41.60 | 42.66 | 1.06 | 688.21 |
| MW-90D | 730.09 | 11/1/2021 | ARP | ARP | ARP | ARP |
| MW-90D | 730.09 | 11/30/2021 | 42.50 | 43.79 | 1.29 | 687.24 |
| MW-90D | 730.09 | 12/6/2021 | ARP | ARP | ARP | ARP |
| MW-90D | 730.09 | 12/13/2021 | ARP | ARP | ARP | ARP |
| MW-90D | 730.09 | 12/20/2021 | ARP | ARP | ARP | ARP |
| MW-90D | 730.09 | 12/28/2021 | 43.53 | 45.06 | 1.53 | 686.15 |
| MW-90D | 730.09 | 1/4/2022 | ARP | ARP | ARP | ARP |
| MW-90D | 730.09 | 1/10/2022 | ARP | ARP | ARP | ARP |
| MW-90DD | 731.00 | 9/23/2021 | ND | 122.45 | 0.00 | 608.55 |
| MW-90DD | 731.00 | 10/1/2021 | ND | 98.93 | 0.00 | 632.07 |
| MW-90DD | 731.00 | 10/6/2021 | ND | 91.89 | 0.00 | 639.11 |
| MW-90DD | 731.00 | 10/12/2021 | ND | 78.43 | 0.00 | 652.57 |
| MW-90DD | 731.00 | 10/18/2021 | ND | 70.84 | 0.00 | 660.16 |
| MW-90DD | 731.00 | 10/27/2021 | ND | 63.45 | 0.00 | 667.55 |
| MW-90DD | 731.00 | 11/1/2021 | ND | 59.85 | 0.00 | 671.15 |
| MW-90DD | 731.00 | 11/15/2021 | ND | 55.78 | 0.00 | 675.22 |

**Table 3**
**Summary of Monitoring Well Gauging Data**

Colonial Pipeline Company
2020-L1-SR2448
Huntersville, North Carolina

| Well ID | Top Of Casing Elevation[1] | Date | Depth to Free Product (ft btoc) | Depth to Groundwater (ft btoc) | Free Product Thickness (ft) | Groundwater Elevation[2] (ft btoc) |
|---|---|---|---|---|---|---|
| MW-90DD | 731.00 | 11/22/2021 | ND | 57.29 | 0.00 | 673.71 |
| MW-90DD | 731.00 | 11/30/2021 | ND | 55.71 | 0.00 | 675.29 |
| MW-90DD | 731.00 | 12/6/2021 | ND | 44.11 | 0.00 | 686.89 |
| MW-90DD | 731.00 | 12/13/2021 | ND | 162.00 | 0.00 | 569.00 |
| MW-90DD | 731.00 | 12/20/2021 | ND | 185.62 | 0.00 | 545.38 |
| MW-90DD | 731.00 | 12/28/2021 | ND | 177.16 | 0.00 | 553.84 |
| MW-90DD | 731.00 | 1/4/2022 | ND | 170.45 | 0.00 | 560.55 |
| MW-90DD | 731.00 | 1/10/2022 | ND | 181.82 | 0.00 | 549.18 |
| MW-91D | 735.84 | 5/26/2021 | 38.46 | 53.25 | 14.79 | 693.42 |
| MW-91D | 735.84 | 5/31/2021 | ARP | ARP | ARP | ARP |
| MW-91D | 735.84 | 6/7/2021 | ARP | ARP | ARP | ARP |
| MW-91D | 735.84 | 6/14/2021 | ARP | ARP | ARP | ARP |
| MW-91D | 735.84 | 6/21/2021 | ARP | ARP | ARP | ARP |
| MW-91D | 735.84 | 7/1/2021 | 40.93 | 47.81 | 6.88 | 693.07 |
| MW-91D | 735.84 | 7/6/2021 | ARP | ARP | ARP | ARP |
| MW-91D | 735.84 | 7/14/2021 | 42.86 | 44.65 | 1.79 | 692.50 |
| MW-91D | 735.84 | 7/28/2021 | 43.45 | 45.05 | 1.60 | 691.96 |
| MW-91D | 735.84 | 8/16/2021 | ARP | ARP | ARP | ARP |
| MW-91D | 735.84 | 8/26/2021 | NP | 45.24 | 0.00 | 690.60 |
| MW-91D | 735.84 | 8/30/2021 | ARP | ARP | ARP | ARP |
| MW-91D | 735.84 | 9/16/2021 | 45.49 | 46.92 | 1.43 | 689.97 |
| MW-91D | 735.84 | 9/23/2021 | 45.43 | 47.05 | 1.62 | 689.98 |
| MW-91D | 735.84 | 10/12/2021 | ARP | ARP | ARP | ARP |
| MW-91D | 735.84 | 10/18/2021 | ARP | ARP | ARP | ARP |
| MW-91D | 735.84 | 10/27/2021 | 46.53 | 48.00 | 1.47 | 688.92 |
| MW-91D | 735.84 | 11/1/2021 | ARP | ARP | ARP | ARP |
| MW-91D | 735.84 | 11/30/2021 | 47.60 | 48.92 | 1.32 | 687.89 |
| MW-91D | 735.84 | 12/6/2021 | ARP | ARP | ARP | ARP |
| MW-91D | 735.84 | 12/13/2021 | ARP | ARP | ARP | ARP |
| MW-91D | 735.84 | 12/20/2021 | ARP | ARP | ARP | ARP |
| MW-91D | 735.84 | 12/28/2021 | 48.54 | 49.82 | 1.28 | 686.96 |
| MW-91D | 735.84 | 1/4/2022 | ARP | ARP | ARP | ARP |
| MW-91D | 735.84 | 1/10/2022 | ARP | ARP | ARP | ARP |
| MW-91DD | 735.19 | 9/23/2021 | ND | 196.36 | 0.00 | 538.83 |
| MW-91DD | 735.19 | 10/1/2021 | ND | 190.38 | 0.00 | 544.81 |
| MW-91DD | 735.19 | 10/6/2021 | ND | 193.16 | 0.00 | 542.03 |
| MW-91DD | 735.19 | 10/12/2021 | ND | 187.03 | 0.00 | 548.16 |
| MW-91DD | 735.19 | 10/18/2021 | ND | 182.15 | 0.00 | 553.04 |
| MW-91DD | 735.19 | 10/27/2021 | ND | 175.43 | 0.00 | 559.76 |
| MW-91DD | 735.19 | 11/1/2021 | ND | 171.59 | 0.00 | 563.60 |
| MW-91DD | 735.19 | 11/15/2021 | ND | 174.39 | 0.00 | 560.80 |
| MW-91DD | 735.19 | 11/22/2021 | ND | 169.57 | 0.00 | 565.62 |
| MW-91DD | 735.19 | 11/30/2021 | ND | 164.51 | 0.00 | 570.68 |
| MW-91DD | 735.19 | 12/6/2021 | ND | 159.75 | 0.00 | 575.44 |
| MW-91DD | 735.19 | 12/13/2021 | ND | 193.76 | 0.00 | 541.43 |

**Table 3**
**Summary of Monitoring Well Gauging Data**

Colonial Pipeline Company
2020-L1-SR2448
Huntersville, North Carolina

| Well ID | Top Of Casing Elevation[1] | Date | Depth to Free Product (ft btoc) | Depth to Groundwater (ft btoc) | Free Product Thickness (ft) | Groundwater Elevation[2] (ft btoc) |
|---|---|---|---|---|---|---|
| MW-91DD | 735.19 | 12/20/2021 | ND | 194.06 | 0.00 | 541.13 |
| MW-91DD | 735.19 | 12/28/2021 | ND | 192.97 | 0.00 | 542.22 |
| MW-91DD | 735.19 | 1/4/2022 | ND | 192.16 | 0.00 | 543.03 |
| MW-91DD | 735.19 | 1/10/2022 | ND | 192.09 | 0.00 | 543.10 |
| MW-97D | 699.32 | 10/18/2021 | ND | 23.42 | 0.00 | 675.90 |
| MW-97D | 699.32 | 10/27/2021 | ND | 23.35 | 0.00 | 675.97 |
| MW-97D | 699.32 | 11/1/2021 | ND | 23.63 | 0.00 | 675.69 |
| MW-97D | 699.32 | 11/15/2021 | ND | 27.44 | 0.00 | 671.88 |
| MW-97D | 699.32 | 11/22/2021 | ND | 26.64 | 0.00 | 672.68 |
| MW-97D | 699.32 | 11/30/2021 | ND | 26.69 | 0.00 | 672.63 |
| MW-97D | 699.32 | 12/6/2021 | ND | 27.09 | 0.00 | 672.23 |
| MW-97D | 699.32 | 12/13/2021 | ND | 27.29 | 0.00 | 672.03 |
| MW-97D | 699.32 | 12/20/2021 | ND | 27.50 | 0.00 | 671.82 |
| MW-97D | 699.32 | 12/28/2021 | ND | 27.17 | 0.00 | 672.15 |
| MW-97D | 699.32 | 1/4/2022 | ND | 27.87 | 0.00 | 671.45 |
| MW-97D | 699.32 | 1/10/2022 | ND | 28.01 | 0.00 | 671.31 |

**Notes:**

ft btoc = Feet Below Top of Casing

N/A = Not Applicable

MW = Monitoring Well

ND = Not Detected

ARP = Active Recovery Pump in Well

NM = Not Measured

[1] = Elevations surveyed in feet using the NAVD88 vertical datum

[2] = Corrected Groundwater Elevation = (Top of Casing - Depth to Water) + (Free Product Thickness x 0.7324)

**Table 4**
**Summary of Recovery Well Gauging Data**

Colonial Pipeline Company
2020-L1-SR2448
Huntersville, North Carolina

| Well ID | Top Of Casing Elevation[1] | Date | Depth to Free Product (ft btoc) | Depth to Groundwater (ft btoc) | Free Product Thickness (ft) | Groundwater Elevation[2] (ft btoc) |
|---|---|---|---|---|---|---|
| RW-01 | 733.43 | 9/1/2020 | 28.60 | 36.95 | 8.35 | 702.59 |
| RW-01 | 733.43 | 9/3/2020 | 30.60 | 35.95 | 5.35 | 701.39 |
| RW-01 | 733.43 | 9/5/2020 | 29.11 | 37.05 | 7.94 | 702.19 |
| RW-01 | 733.43 | 9/8/2020 | 29.40 | 36.95 | 7.55 | 702.00 |
| RW-01 | 733.43 | 9/9/2020 | 29.50 | 37.10 | 7.60 | 701.89 |
| RW-01 | 733.43 | 9/12/2020 | 30.00 | 36.95 | 6.95 | 701.57 |
| RW-01 | 733.43 | 9/14/2020 | 30.00 | 37.20 | 7.20 | 701.50 |
| RW-01 | 733.43 | 9/18/2020 | 30.80 | 37.00 | 6.20 | 700.97 |
| RW-01 | 733.43 | 9/28/2020 | 31.15 | 37.00 | 5.85 | 700.71 |
| RW-01 | 733.43 | 10/2/2020 | 31.30 | 37.15 | 5.85 | 700.56 |
| RW-01 | 733.43 | 10/7/2020 | 31.65 | 37.20 | 5.55 | 700.29 |
| RW-01 | 733.43 | 10/19/2020 | 32.12 | 37.00 | 4.88 | 700.00 |
| RW-01 | 733.43 | 11/9/2020 | 33.10 | 37.13 | 4.03 | 699.25 |
| RW-01 | 733.43 | 11/23/2020 | 33.45 | 37.18 | 3.73 | 698.98 |
| RW-01 | 733.43 | 12/26/2020 | 32.81 | 32.82 | 0.01 | 700.61 |
| RW-01 | 733.43 | 2/1/2021 | 33.57 | 35.48 | 1.91 | 699.34 |
| RW-01 | 732.08 | 3/4/2021 | 34.24 | 35.71 | 1.47 | 697.45 |
| RW-01 | 732.08 | 4/1/2021 | 35.21 | 35.72 | 0.51 | 696.74 |
| RW-01 | 732.08 | 4/29/2021 | 35.11 | 35.73 | 0.62 | 696.81 |
| RW-01 | 732.08 | 5/26/2021 | Dry | Dry | Dry | Dry |
| RW-01 | 732.08 | 5/31/2021 | Dry | Dry | Dry | Dry |
| RW-01 | 732.08 | 6/9/2021 | Dry | Dry | Dry | Dry |
| RW-01 | 732.08 | 7/1/2021 | Dry | Dry | Dry | Dry |
| RW-01 | 732.08 | 7/14/2021 | Dry | Dry | Dry | Dry |
| RW-01 | 732.08 | 7/28/2021 | Dry | Dry | Dry | Dry |
| RW-01 | 732.08 | 8/26/2021 | Dry | Dry | Dry | Dry |
| RW-01 | 732.08 | 9/16/2021 | Dry | Dry | Dry | Dry |
| RW-01 | 732.08 | 9/23/2021 | Dry | Dry | Dry | Dry |
| RW-01 | 732.08 | 10/27/2021 | Dry | Dry | Dry | Dry |
| RW-01 | 732.08 | 11/30/2021 | Dry | Dry | Dry | Dry |
| RW-01 | 732.08 | 12/28/2021 | Dry | Dry | Dry | Dry |
| RW-02 | 731.66 | 9/1/2020 | 27.30 | 39.60 | 12.30 | 701.07 |
| RW-02 | 731.66 | 9/5/2020 | 27.66 | 39.67 | 12.01 | 700.79 |
| RW-02 | 731.66 | 9/8/2020 | 27.90 | 39.65 | 11.75 | 700.62 |
| RW-02 | 731.66 | 9/9/2020 | 28.65 | 39.65 | 11.00 | 700.07 |
| RW-02 | 731.66 | 9/12/2020 | 28.43 | 38.95 | 10.52 | 700.41 |
| RW-02 | 731.66 | 9/14/2020 | 28.43 | 39.70 | 11.27 | 700.21 |
| RW-02 | 731.66 | 9/18/2020 | 29.10 | 38.60 | 9.50 | 700.02 |
| RW-02 | 731.66 | 9/28/2020 | 29.52 | 39.42 | 9.90 | 699.49 |
| RW-02 | 731.66 | 10/2/2020 | 29.70 | 39.70 | 10.00 | 699.28 |
| RW-02 | 731.66 | 10/7/2020 | 30.04 | 39.68 | 9.64 | 699.04 |
| RW-02 | 731.66 | 10/19/2020 | 30.45 | 39.65 | 9.20 | 698.75 |
| RW-02 | 731.66 | 11/9/2020 | 31.38 | 39.65 | 8.27 | 698.07 |
| RW-02 | 731.66 | 11/23/2020 | ND | 31.80 | 0.00 | 699.86 |
| RW-02 | 731.66 | 12/26/2020 | ND | 37.81 | 0.00 | 693.85 |

**Table 4**
**Summary of Recovery Well Gauging Data**

Colonial Pipeline Company
2020-L1-SR2448
Huntersville, North Carolina

| Well ID | Top Of Casing Elevation[1] | Date | Depth to Free Product (ft btoc) | Depth to Groundwater (ft btoc) | Free Product Thickness (ft) | Groundwater Elevation[2] (ft btoc) |
|---|---|---|---|---|---|---|
| RW-02 | 731.66 | 2/1/2021 | ND | 33.39 | 0.00 | 698.27 |
| RW-02 | 732.05 | 3/4/2021 | 33.97 | 38.32 | 4.35 | 696.92 |
| RW-02 | 732.05 | 4/1/2021 | 34.79 | 36.17 | 1.38 | 696.89 |
| RW-02 | 732.05 | 4/29/2021 | 34.82 | 35.40 | 0.58 | 697.07 |
| RW-02 | 732.05 | 5/26/2021 | 35.57 | 36.50 | 0.93 | 696.23 |
| RW-02 | 732.05 | 6/9/2021 | 36.00 | 36.92 | 0.92 | 695.80 |
| RW-02 | 732.05 | 7/1/2021 | 36.53 | 37.13 | 0.60 | 695.36 |
| RW-02 | 732.05 | 7/14/2021 | 36.98 | 37.73 | 0.75 | 694.86 |
| RW-02 | 732.05 | 7/28/2021 | 37.23 | 38.06 | 0.83 | 694.60 |
| RW-02 | 732.05 | 8/26/2021 | 37.65 | 38.83 | 1.18 | 694.09 |
| RW-02 | 732.05 | 9/16/2021 | ND | 37.82 | 0.00 | 694.23 |
| RW-02 | 732.05 | 9/23/2021 | 37.83 | 39.95 | 2.12 | 693.66 |
| RW-02 | 732.05 | 10/27/2021 | 38.53 | NW | | NW |
| RW-02 | 732.05 | 11/30/2021 | Dry | Dry | Dry | Dry |
| RW-02 | 732.05 | 12/28/2021 | 39.78 | 39.96 | 0.18 | 692.22 |
| RW-03 | 731.51 | 9/1/2020 | 34.15 | 37.55 | 3.40 | 696.45 |
| RW-03 | 731.51 | 9/3/2020 | 37.20 | 37.26 | 0.06 | 694.30 |
| RW-03 | 731.51 | 9/5/2020 | 35.50 | 37.44 | 1.94 | 695.49 |
| RW-03 | 731.51 | 9/8/2020 | 34.80 | 35.95 | 1.15 | 696.40 |
| RW-03 | 731.51 | 9/9/2020 | 33.95 | 38.80 | 4.85 | 696.26 |
| RW-03 | 731.51 | 9/11/2020 | 34.92 | 36.60 | 1.68 | 696.14 |
| RW-03 | 731.51 | 9/12/2020 | 34.85 | 36.35 | 1.50 | 696.26 |
| RW-03 | 731.51 | 9/14/2020 | 33.91 | 36.97 | 3.06 | 696.78 |
| RW-03 | 731.51 | 9/18/2020 | 34.20 | 37.10 | 2.90 | 696.54 |
| RW-03 | 731.51 | 9/28/2020 | 33.85 | 37.55 | 3.70 | 696.67 |
| RW-03 | 731.51 | 10/2/2020 | 34.72 | 38.17 | 3.45 | 695.87 |
| RW-03 | 731.51 | 10/6/2020 | 33.55 | 38.80 | 5.25 | 696.56 |
| RW-03 | 731.51 | 10/19/2020 | 33.00 | 38.89 | 5.89 | 696.94 |
| RW-03 | 731.51 | 11/9/2020 | 33.31 | 38.84 | 5.53 | 696.72 |
| RW-03 | 731.51 | 12/26/2020 | 31.85 | 36.45 | 4.60 | 698.43 |
| RW-03 | 731.51 | 2/1/2021 | 31.66 | 36.52 | 4.86 | 698.55 |
| RW-03 | 731.51 | 3/4/2021 | 32.01 | 36.53 | 4.52 | 698.29 |
| RW-03 | 731.51 | 4/1/2021 | ND | 32.31 | 0.00 | 699.20 |
| RW-03 | 731.51 | 4/29/2021 | 32.05 | 36.54 | 4.49 | 698.26 |
| RW-03 | 731.51 | 5/26/2021 | 32.51 | 38.00 | 5.49 | 697.53 |
| RW-03 | 731.51 | 6/9/2021 | 32.67 | 36.60 | 3.93 | 697.79 |
| RW-03 | 731.51 | 7/1/2021 | 33.08 | NW | >3.92 | NW |
| RW-03 | 731.51 | 7/14/2021 | 33.31 | 36.51 | 3.20 | 697.35 |
| RW-03 | 731.51 | 7/28/2021 | 33.75 | NW | >3.20 | NW |
| RW-03 | 731.51 | 8/26/2021 | 34.49 | 36.60 | 2.11 | 696.46 |
| RW-03 | 731.51 | 9/16/2021 | 35.08 | NW | >1.92 | NW |
| RW-03 | 731.51 | 9/23/2021 | 35.37 | 36.59 | 1.22 | 695.82 |
| RW-03 | 731.51 | 10/27/2021 | 36.48 | NW | >1.93 | NW |
| RW-03 | 731.51 | 11/30/2021 | Dry | Dry | Dry | Dry |
| RW-03 | 731.51 | 12/28/2021 | ND | 36.66 | 0.00 | 694.85 |

**Table 4**
**Summary of Recovery Well Gauging Data**

Colonial Pipeline Company
2020-L1-SR2448
Huntersville, North Carolina

| Well ID | Top Of Casing Elevation[1] | Date | Depth to Free Product (ft btoc) | Depth to Groundwater (ft btoc) | Free Product Thickness (ft) | Groundwater Elevation[2] (ft btoc) |
|---|---|---|---|---|---|---|
| RW-04 | 729.41 | 9/3/2020 | *36.10* | *37.60* | 1.50 | 692.91 |
| RW-04 | 729.41 | 9/5/2020 | *32.10* | *35.81* | 3.71 | 696.32 |
| RW-04 | 729.41 | 9/8/2020 | *31.35* | *36.20* | 4.85 | 696.76 |
| RW-04 | 729.41 | 9/11/2020 | *31.85* | *34.85* | 3.00 | 696.76 |
| RW-04 | 729.41 | 9/12/2020 | *32.60* | *35.15* | 2.55 | 696.13 |
| RW-04 | 729.41 | 9/14/2020 | *31.00* | *35.00* | 4.00 | 697.34 |
| RW-04 | 729.41 | 9/18/2020 | 30.60 | 33.80 | 3.20 | 697.95 |
| RW-04 | 729.41 | 9/28/2020 | 28.00 | 36.70 | 8.70 | 699.08 |
| RW-04 | 729.41 | 10/2/2020 | 27.93 | 37.00 | 9.07 | 699.05 |
| RW-04 | 729.41 | 10/5/2020 | 28.20 | 36.95 | 8.75 | 698.87 |
| RW-04 | 729.41 | 10/19/2020 | 28.60 | 37.00 | 8.40 | 698.56 |
| RW-04 | 729.41 | 11/9/2020 | 30.16 | 36.18 | 6.02 | 697.64 |
| RW-04 | 729.41 | 11/23/2020 | 30.00 | 36.54 | 6.54 | 697.66 |
| RW-04 | 729.41 | 12/26/2020 | 38.25 | 47.20 | 8.95 | 688.76 |
| RW-04 | 729.41 | 2/1/2021 | 30.99 | 33.05 | 2.06 | 697.87 |
| RW-04 | 729.41 | 3/4/2021 | 32.28 | 35.51 | 3.23 | 696.26 |
| RW-04 | 729.41 | 4/1/2021 | ND | 32.42 | 0.00 | 696.99 |
| RW-04 | 729.41 | 4/29/2021 | 32.43 | 35.74 | 3.31 | 696.09 |
| RW-04 | 729.41 | 5/26/2021 | 33.83 | 34.29 | 0.46 | 695.46 |
| RW-04 | 729.41 | 6/9/2021 | 34.28 | 34.69 | 0.41 | 695.02 |
| RW-04 | 729.41 | 7/1/2021 | 34.68 | 35.32 | 0.64 | 694.56 |
| RW-04 | 729.41 | 7/14/2021 | 35.14 | 35.52 | 0.38 | 694.17 |
| RW-04 | 729.41 | 7/28/2021 | 32.96 | 33.02 | 0.06 | 696.43 |
| RW-04 | 729.41 | 8/26/2021 | 35.17 | 36.04 | 0.87 | 694.01 |
| RW-04 | 729.41 | 9/16/2021 | 36.37 | 36.48 | 0.11 | 693.01 |
| RW-04 | 729.41 | 9/23/2021 | 36.32 | 36.54 | 0.22 | 693.03 |
| RW-04 | 729.41 | 10/27/2021 | Dry | Dry | Dry | Dry |
| RW-04 | 729.41 | 11/30/2021 | Dry | Dry | Dry | Dry |
| RW-04 | 729.41 | 12/28/2021 | Dry | Dry | Dry | Dry |
| RW-05 | 726.29 | 9/1/2020 | 27.00 | 32.55 | 5.55 | 697.81 |
| RW-05 | 726.29 | 9/3/2020 | *31.65* | *36.65* | 5.00 | 693.30 |
| RW-05 | 726.29 | 9/5/2020 | *26.75* | *33.31* | 6.56 | 697.79 |
| RW-05 | 726.29 | 9/8/2020 | 26.04 | 33.30 | 7.26 | 698.31 |
| RW-05 | 726.29 | 9/11/2020 | 26.60 | 31.60 | 5.00 | 698.35 |
| RW-05 | 726.29 | 9/12/2020 | 27.15 | 29.60 | 2.45 | 698.49 |
| RW-05 | 726.29 | 9/14/2020 | 26.80 | 29.92 | 3.12 | 698.66 |
| RW-05 | 726.29 | 9/18/2020 | 27.70 | 28.80 | 1.10 | 698.30 |
| RW-05 | 726.29 | 9/28/2020 | 27.60 | 29.35 | 1.75 | 698.22 |
| RW-05 | 726.29 | 10/2/2020 | 27.30 | 31.30 | 4.00 | 697.92 |
| RW-05 | 726.29 | 10/5/2020 | 27.13 | 32.00 | 4.87 | 697.86 |
| RW-05 | 726.29 | 10/19/2020 | 25.90 | 36.76 | 10.86 | 697.48 |
| RW-05 | 726.29 | 11/9/2020 | 26.95 | 35.93 | 8.98 | 696.94 |
| RW-05 | 726.29 | 11/23/2020 | 27.40 | 30.30 | 2.90 | 698.11 |
| RW-05 | 726.29 | 12/26/2020 | 29.70 | 32.30 | 2.60 | 695.90 |
| RW-05 | 726.29 | 2/1/2021 | 29.81 | 31.90 | 2.09 | 695.92 |

**Table 4**
**Summary of Recovery Well Gauging Data**

Colonial Pipeline Company
2020-L1-SR2448
Huntersville, North Carolina

| Well ID | Top Of Casing Elevation[1] | Date | Depth to Free Product (ft btoc) | Depth to Groundwater (ft btoc) | Free Product Thickness (ft) | Groundwater Elevation[2] (ft btoc) |
|---|---|---|---|---|---|---|
| RW-05 | 726.29 | 3/4/2021 | ND | 30.03 | 0.00 | 696.26 |
| RW-05 | 726.29 | 4/1/2021 | ND | 29.64 | 0.00 | 696.65 |
| RW-05 | 726.29 | 4/29/2021 | 29.85 | 29.87 | 0.02 | 696.44 |
| RW-05 | 726.29 | 5/26/2021 | 30.37 | 30.85 | 0.48 | 695.79 |
| RW-05 | 726.29 | 6/9/2021 | 30.70 | 31.05 | 0.35 | 695.50 |
| RW-05 | 726.29 | 7/1/2021 | 31.23 | 31.49 | 0.26 | 694.99 |
| RW-05 | 726.29 | 7/14/2021 | 31.59 | 31.83 | 0.24 | 694.64 |
| RW-05 | 726.29 | 7/28/2021 | 31.80 | 31.84 | 0.04 | 694.48 |
| RW-05 | 726.29 | 8/26/2021 | 32.31 | 32.40 | 0.09 | 693.96 |
| RW-05 | 726.29 | 9/16/2021 | 32.63 | 32.88 | 0.25 | 693.59 |
| RW-05 | 726.29 | 9/23/2021 | 32.73 | 32.93 | 0.20 | 693.51 |
| RW-05 | 726.29 | 10/27/2021 | 33.49 | 33.65 | 0.16 | 692.76 |
| RW-05 | 726.29 | 11/30/2021 | 34.08 | 34.49 | 0.41 | 692.10 |
| RW-05 | 726.29 | 12/28/2021 | 34.53 | 35.08 | 0.55 | 691.61 |
| RW-06 | 734.78 | 9/1/2020 | *37.65* | *43.85* | 6.20 | 695.47 |
| RW-06 | 734.78 | 9/3/2020 | *44.70* | *45.10* | 0.40 | 689.97 |
| RW-06 | 734.78 | 9/5/2020 | *38.33* | *43.73* | 5.40 | 695.00 |
| RW-06 | 734.78 | 9/8/2020 | 45.22 | 45.50 | 0.28 | 689.48 |
| RW-06 | 734.78 | 9/9/2020 | 37.42 | 43.32 | 5.90 | 695.78 |
| RW-06 | 734.78 | 9/11/2020 | 39.30 | 42.55 | 3.25 | 694.61 |
| RW-06 | 734.78 | 9/12/2020 | 38.35 | 41.70 | 3.35 | 695.53 |
| RW-06 | 734.78 | 9/14/2020 | 37.25 | 42.00 | 4.75 | 696.26 |
| RW-06 | 734.78 | 9/18/2020 | 38.90 | 43.15 | 4.25 | 694.74 |
| RW-06 | 734.78 | 9/28/2020 | 36.05 | 47.53 | 11.48 | 695.65 |
| RW-06 | 734.78 | 10/2/2020 | 37.00 | 43.50 | 6.50 | 696.04 |
| RW-06 | 734.78 | 10/5/2020 | 36.95 | 44.47 | 7.52 | 695.81 |
| RW-06 | 734.78 | 10/19/2020 | 36.76 | 47.73 | 10.97 | 695.08 |
| RW-06 | 734.78 | 11/9/2020 | 37.50 | 46.91 | 9.41 | 694.76 |
| RW-06 | 734.78 | 11/23/2020 | 37.80 | 46.80 | 9.00 | 694.57 |
| RW-06 | 734.78 | 12/26/2020 | 28.07 | 36.03 | 7.96 | 704.58 |
| RW-06 | 734.78 | 2/1/2021 | 39.36 | 45.89 | 6.53 | 693.67 |
| RW-06 | 734.78 | 3/4/2021 | 39.98 | 45.07 | 5.09 | 693.43 |
| RW-06 | 734.78 | 4/1/2021 | 40.50 | 45.39 | 4.89 | 692.97 |
| RW-06 | 734.78 | 4/29/2021 | 40.49 | 44.47 | 3.98 | 693.23 |
| RW-06 | 734.78 | 5/26/2021 | 41.39 | 44.19 | 2.80 | 692.64 |
| RW-06 | 734.78 | 6/9/2021 | 42.20 | 43.39 | 1.19 | 692.26 |
| RW-06 | 734.78 | 7/1/2021 | 42.67 | 44.06 | 1.39 | 691.74 |
| RW-06 | 734.78 | 7/14/2021 | 42.57 | 45.93 | 3.36 | 691.31 |
| RW-06 | 734.78 | 7/28/2021 | 42.73 | 45.93 | 3.20 | 691.19 |
| RW-06 | 734.78 | 8/26/2021 | 43.75 | 45.62 | 1.87 | 690.53 |
| RW-06 | 734.78 | 9/16/2021 | 44.73 | 45.14 | 0.41 | 689.94 |
| RW-06 | 734.78 | 9/23/2021 | 44.76 | 45.32 | 0.56 | 689.87 |
| RW-06 | 734.78 | 10/27/2021 | 45.43 | 46.59 | 1.16 | 689.04 |
| RW-06 | 734.78 | 11/30/2021 | 46.17 | 46.92 | 0.75 | 688.41 |
| RW-06 | 734.78 | 12/28/2021 | 46.80 | 47.31 | 0.51 | 687.84 |

**Table 4**
**Summary of Recovery Well Gauging Data**

Colonial Pipeline Company
2020-L1-SR2448
Huntersville, North Carolina

| Well ID | Top Of Casing Elevation[1] | Date | Depth to Free Product (ft btoc) | Depth to Groundwater (ft btoc) | Free Product Thickness (ft) | Groundwater Elevation[2] (ft btoc) |
|---|---|---|---|---|---|---|
| RW-07 | 726.92 | 9/5/2020 | 34.20 | 41.55 | 7.35 | 690.75 |
| RW-07 | 726.92 | 9/8/2020 | 33.70 | 46.00 | 12.30 | 689.92 |
| RW-07 | 726.92 | 9/9/2020 | 37.45 | 40.82 | 3.37 | 688.56 |
| RW-07 | 726.92 | 9/10/2020 | 36.40 | 39.90 | 3.50 | 689.58 |
| RW-07 | 726.92 | 9/12/2020 | 33.52 | 45.60 | 12.08 | 690.16 |
| RW-07 | 726.92 | 9/14/2020 | 34.01 | 40.09 | 6.08 | 691.28 |
| RW-07 | 726.92 | 9/18/2020 | 36.50 | 42.30 | 5.80 | 688.86 |
| RW-07 | 726.92 | 9/28/2020 | 32.50 | 45.30 | 12.80 | 690.99 |
| RW-07 | 726.92 | 10/2/2020 | 33.52 | 40.95 | 7.43 | 691.41 |
| RW-07 | 726.92 | 10/6/2020 | 33.50 | 42.83 | 9.33 | 690.92 |
| RW-07 | 726.92 | 10/19/2020 | 32.80 | 46.13 | 13.33 | 690.55 |
| RW-07 | 726.92 | 11/9/2020 | 33.30 | 46.20 | 12.90 | 690.16 |
| RW-07 | 726.92 | 11/23/2020 | 33.40 | 45.70 | 12.30 | 690.22 |
| RW-07 | 726.92 | 10/21/2020 | 32.80 | 46.13 | 13.33 | 690.55 |
| RW-07 | 726.92 | 12/26/2020 | 31.87 | 33.51 | 1.64 | 694.61 |
| RW-07 | 726.92 | 2/1/2021 | 33.56 | 39.93 | 6.37 | 691.65 |
| RW-07 | 726.92 | 3/4/2021 | 33.74 | 39.95 | 6.21 | 691.51 |
| RW-07 | 726.92 | 4/1/2021 | 33.91 | 39.98 | 6.07 | 691.38 |
| RW-07 | 726.92 | 4/29/2021 | 33.82 | 39.59 | 5.77 | 691.55 |
| RW-07 | 726.92 | 5/26/2021 | 34.20 | 39.67 | 5.47 | 691.25 |
| RW-07 | 726.92 | 6/9/2021 | 34.32 | 39.80 | 5.48 | 691.13 |
| RW-07 | 726.92 | 7/1/2021 | 34.40 | 41.42 | 7.02 | 690.64 |
| RW-07 | 726.92 | 7/14/2021 | 34.85 | 39.93 | 5.08 | 690.71 |
| RW-07 | 726.92 | 7/28/2021 | 35.17 | 40.92 | 5.75 | 690.21 |
| RW-07 | 726.92 | 8/26/2021 | 36.07 | 41.35 | 5.28 | 689.44 |
| RW-07 | 726.92 | 9/16/2021 | 36.81 | 41.44 | 4.63 | 688.87 |
| RW-07 | 726.92 | 9/23/2021 | 37.37 | 40.79 | 3.42 | 688.64 |
| RW-07 | 726.92 | 10/27/2021 | 38.71 | 40.35 | 1.64 | 687.77 |
| RW-07 | 726.92 | 11/30/2021 | 40.44 | 40.96 | 0.52 | 686.34 |
| RW-07 | 726.92 | 12/28/2021 | 41.32 | 41.70 | 0.38 | 685.50 |
| RW-08 | 730.40 | 9/6/2020 | ND | 38.36 | 0.00 | 692.04 |
| RW-08 | 730.40 | 9/8/2020 | ND | 38.32 | 0.00 | 692.08 |
| RW-08 | 730.40 | 9/14/2020 | ND | 31.89 | 0.00 | 698.51 |
| RW-08 | 730.40 | 10/9/2020 | ND | 31.66 | 0.00 | 698.74 |
| RW-08 | 730.40 | 10/19/2020 | 32.21 | 35.93 | 3.72 | 697.20 |
| RW-08 | 730.40 | 11/9/2020 | ND | 33.42 | 0.00 | 696.98 |
| RW-08 | 730.40 | 11/23/2020 | 33.56 | 35.98 | 2.42 | 696.20 |
| RW-08 | 730.40 | 12/26/2020 | ND | 33.75 | 0.00 | 696.65 |
| RW-08 | 730.40 | 1/19/2021 | 34.25 | 35.95 | 1.70 | 695.70 |
| RW-08 | 730.40 | 1/25/2021 | 34.44 | 36.01 | 1.57 | 695.54 |
| RW-08 | 730.40 | 2/1/2021 | Dry | Dry | Dry | Dry |
| RW-08 | 730.40 | 2/8/2021 | 35.19 | Dry | >0.92 | Dry |
| RW-08 | 730.40 | 2/16/2021 | 35.44 | 36.01 | 0.57 | 694.81 |
| RW-08 | 730.40 | 2/22/2021 | ND | 35.62 | 0.00 | 694.78 |
| RW-08 | 730.40 | 3/4/2021 | ND | 35.88 | 0.00 | 694.52 |

**Table 4**
**Summary of Recovery Well Gauging Data**

Colonial Pipeline Company
2020-L1-SR2448
Huntersville, North Carolina

| Well ID | Top Of Casing Elevation[1] | Date | Depth to Free Product (ft btoc) | Depth to Groundwater (ft btoc) | Free Product Thickness (ft) | Groundwater Elevation[2] (ft btoc) |
|---|---|---|---|---|---|---|
| RW-08 | 730.40 | 3/8/2021 | ND | 36.04 | 0.00 | 694.36 |
| RW-08 | 730.40 | 3/15/2021 | 36.01 | 36.05 | 0.04 | 694.38 |
| RW-08 | 730.40 | 4/1/2021 | Dry | Dry | Dry | Dry |
| RW-08 | 730.40 | 4/12/2021 | Dry | Dry | Dry | Dry |
| RW-08 | 730.40 | 4/19/2021 | Dry | Dry | Dry | Dry |
| RW-08 | 730.40 | 4/29/2021 | Dry | Dry | Dry | Dry |
| RW-08 | 730.40 | 5/3/2021 | Dry | Dry | Dry | Dry |
| RW-08 | 730.40 | 5/10/2021 | Dry | Dry | Dry | Dry |
| RW-08 | 730.40 | 5/18/2021 | Dry | Dry | Dry | Dry |
| RW-08 | 730.40 | 5/26/2021 | Dry | Dry | Dry | Dry |
| RW-08 | 730.40 | 5/31/2021 | Dry | Dry | Dry | Dry |
| RW-08 | 730.40 | 6/9/2021 | Dry | Dry | Dry | Dry |
| RW-08 | 730.40 | 6/14/2021 | Dry | Dry | Dry | Dry |
| RW-08 | 730.40 | 6/21/2021 | Dry | Dry | Dry | Dry |
| RW-08 | 730.40 | 7/1/2021 | Dry | Dry | Dry | Dry |
| RW-08 | 730.40 | 7/6/2021 | Dry | Dry | Dry | Dry |
| RW-08 | 730.40 | 7/14/2021 | Dry | Dry | Dry | Dry |
| RW-08 | 730.40 | 7/28/2021 | Dry | Dry | Dry | Dry |
| RW-08 | 730.40 | 8/16/2021 | Dry | Dry | Dry | Dry |
| RW-08 | 730.40 | 8/26/2021 | Dry | Dry | Dry | Dry |
| RW-08 | 730.40 | 8/30/2021 | Dry | Dry | Dry | Dry |
| RW-08 | 730.40 | 9/16/2021 | Dry | Dry | Dry | Dry |
| RW-08 | 730.40 | 9/23/2021 | Dry | Dry | Dry | Dry |
| RW-08 | 730.40 | 10/6/2021 | Dry | Dry | Dry | Dry |
| RW-08 | 730.40 | 10/12/2021 | Dry | Dry | Dry | Dry |
| RW-08 | 730.40 | 10/27/2021 | Dry | Dry | Dry | Dry |
| RW-08 | 730.40 | 11/1/2021 | Dry | Dry | Dry | Dry |
| RW-08 | 730.40 | 11/15/2021 | Dry | Dry | Dry | Dry |
| RW-08 | 730.40 | 11/22/2021 | ND | 34.14 | 0.00 | 696.26 |
| RW-08 | 728.58 | 11/30/2021 | Dry | Dry | Dry | Dry |
| RW-08 | 728.58 | 12/6/2021 | Dry | Dry | Dry | Dry |
| RW-08 | 728.58 | 12/13/2021 | Dry | Dry | Dry | Dry |
| RW-08 | 728.58 | 12/20/2021 | Dry | Dry | Dry | Dry |
| RW-08 | 728.58 | 12/28/2021 | Dry | Dry | Dry | Dry |
| RW-08 | 728.58 | 1/4/2021 | Dry | Dry | Dry | Dry |
| RW-08 | 728.58 | 1/10/2022 | Dry | Dry | Dry | Dry |
| RW-09 | 732.39 | 9/1/2020 | 29.95 | 39.55 | 9.60 | 699.87 |
| RW-09 | 732.39 | 9/3/2020 | 37.55 | 37.85 | 0.30 | 694.76 |
| RW-09 | 732.39 | 9/5/2020 | 29.88 | 41.42 | 11.54 | 699.42 |
| RW-09 | 732.39 | 9/8/2020 | 30.50 | 38.05 | 7.55 | 699.87 |
| RW-09 | 732.39 | 9/9/2020 | 30.20 | 40.10 | 9.90 | 699.54 |
| RW-09 | 732.39 | 9/12/2020 | 31.07 | 39.46 | 8.39 | 699.07 |
| RW-09 | 732.39 | 9/14/2020 | 30.15 | 37.85 | 7.70 | 700.18 |
| RW-09 | 732.39 | 9/18/2020 | 31.30 | 37.50 | 6.20 | 699.43 |
| RW-09 | 732.39 | 9/28/2020 | 37.70 | 38.53 | 0.83 | 694.46 |

**Table 4**
**Summary of Recovery Well Gauging Data**

Colonial Pipeline Company
2020-L1-SR2448
Huntersville, North Carolina

| Well ID | Top Of Casing Elevation[1] | Date | Depth to Free Product (ft btoc) | Depth to Groundwater (ft btoc) | Free Product Thickness (ft) | Groundwater Elevation[2] (ft btoc) |
|---|---|---|---|---|---|---|
| RW-09 | 732.39 | 10/2/2020 | 30.10 | 42.80 | 12.70 | 698.89 |
| RW-09 | 732.39 | 10/7/2020 | 31.10 | 40.20 | 9.10 | 698.85 |
| RW-09 | 732.39 | 10/19/2020 | 31.13 | 42.88 | 11.75 | 698.11 |
| RW-09 | 732.39 | 11/9/2020 | 32.05 | 42.90 | 10.85 | 697.43 |
| RW-09 | 732.39 | 11/23/2020 | 32.31 | 42.93 | 10.62 | 697.24 |
| RW-09 | 732.39 | 12/26/2020 | 31.02 | 39.58 | 8.56 | 699.08 |
| RW-09 | 732.39 | 2/1/2021 | 31.21 | 37.90 | 6.69 | 699.39 |
| RW-09 | 730.09 | 3/4/2021 | 31.61 | 36.26 | 4.65 | 697.24 |
| RW-09 | 730.09 | 4/1/2021 | 32.33 | 34.98 | 2.65 | 697.05 |
| RW-09 | 730.09 | 4/29/2021 | 32.09 | 34.78 | 2.69 | 697.28 |
| RW-09 | 730.09 | 5/26/2021 | 32.77 | 35.35 | 2.58 | 696.63 |
| RW-09 | 730.09 | 6/9/2021 | 33.29 | 34.77 | 1.48 | 696.40 |
| RW-09 | 730.09 | 7/1/2021 | 33.78 | 36.00 | 2.22 | 695.72 |
| RW-09 | 730.09 | 7/14/2021 | 33.94 | 36.63 | 2.69 | 695.43 |
| RW-09 | 730.09 | 7/28/2021 | 34.29 | 36.55 | 2.26 | 695.20 |
| RW-09 | 730.09 | 8/26/2021 | 34.87 | 37.13 | 2.26 | 694.62 |
| RW-09 | 730.09 | 9/16/2021 | 35.69 | 39.89 | 4.20 | 693.28 |
| RW-09 | 730.09 | 9/23/2021 | 36.05 | 36.58 | 0.53 | 693.90 |
| RW-09 | 730.09 | 10/27/2021 | 36.98 | 37.34 | 0.36 | 693.01 |
| RW-09 | 730.09 | 11/30/2021 | 34.42 | 38.53 | 4.11 | 694.57 |
| RW-09 | 730.09 | 12/28/2021 | 37.92 | 39.31 | 1.39 | 691.80 |
| RW-10 | 734.38 | 9/1/2020 | 19.95 | 33.10 | 13.15 | 710.91 |
| RW-10 | 734.38 | 9/3/2020 | 25.85 | 33.40 | 7.55 | 706.51 |
| RW-10 | 734.38 | 9/5/2020 | 29.20 | 33.60 | 4.40 | 704.00 |
| RW-10 | 734.38 | 9/8/2020 | 29.60 | 34.00 | 4.40 | 703.60 |
| RW-10 | 734.38 | 9/9/2020 | 29.85 | 34.53 | 4.68 | 703.28 |
| RW-10 | 734.38 | 9/12/2020 | 30.50 | 33.50 | 3.00 | 703.08 |
| RW-10 | 734.38 | 9/14/2020 | 30.20 | 33.40 | 3.20 | 703.32 |
| RW-10 | 734.38 | 9/18/2020 | 31.60 | 33.40 | 1.80 | 702.30 |
| RW-10 | 734.38 | 9/28/2020 | 31.45 | 33.00 | 1.55 | 702.51 |
| RW-10 | 734.38 | 10/2/2020 | 31.73 | 33.43 | 1.70 | 702.19 |
| RW-10 | 734.38 | 10/7/2020 | 32.10 | 33.40 | 1.30 | 701.93 |
| RW-10 | 734.38 | 10/19/2020 | 32.72 | 33.31 | 0.59 | 701.50 |
| RW-10 | 734.38 | 10/21/2020 | 32.72 | 33.31 | 0.59 | 701.50 |
| RW-10 | 734.38 | 11/9/2020 | ND | 33.20 | 0.00 | 701.18 |
| RW-10 | 734.38 | 11/23/2020 | 33.21 | 33.60 | 0.39 | 701.06 |
| RW-10 | 734.38 | 12/26/2020 | ND | 30.56 | 0.00 | 703.82 |
| RW-10 | 734.38 | 2/1/2021 | ND | 30.57 | 0.00 | 703.81 |
| RW-10 | 731.87 | 3/4/2021 | ND | 30.57 | 0.00 | 701.30 |
| RW-10 | 731.87 | 4/1/2021 | ND | 30.57 | 0.00 | 701.30 |
| RW-10 | 731.87 | 4/29/2021 | ND | 30.80 | 0.00 | 701.07 |
| RW-10 | 731.87 | 5/26/2021 | Dry | Dry | Dry | Dry |
| RW-10 | 731.87 | 5/31/2021 | Dry | Dry | Dry | Dry |
| RW-10 | 731.87 | 6/9/2021 | Dry | Dry | Dry | Dry |
| RW-10 | 731.87 | 7/1/2021 | Dry | Dry | Dry | Dry |

**Table 4**
**Summary of Recovery Well Gauging Data**

Colonial Pipeline Company
2020-L1-SR2448
Huntersville, North Carolina

| Well ID | Top Of Casing Elevation[1] | Date | Depth to Free Product (ft btoc) | Depth to Groundwater (ft btoc) | Free Product Thickness (ft) | Groundwater Elevation[2] (ft btoc) |
|---|---|---|---|---|---|---|
| RW-10 | 731.87 | 7/14/2021 | Dry | Dry | Dry | Dry |
| RW-10 | 731.87 | 7/28/2021 | ND | 30.93 | 0.00 | 700.94 |
| RW-10 | 731.87 | 8/26/2021 | ND | 30.81 | 0.00 | 701.06 |
| RW-10 | 731.87 | 9/16/2021 | ND | 30.76 | 0.00 | 701.11 |
| RW-10 | 731.87 | 9/23/2021 | ND | 30.68 | 0.00 | 701.19 |
| RW-10 | 731.87 | 10/27/2021 | ND | 30.82 | 0.00 | 701.05 |
| RW-10 | 731.87 | 11/30/2021 | Dry | Dry | Dry | Dry |
| RW-10 | 731.87 | 12/28/2021 | ND | 30.77 | 0.00 | 701.10 |
| RW-11 | 725.94 | 9/6/2020 | 32.23 | 34.39 | 2.16 | 693.13 |
| RW-11 | 725.94 | 9/8/2020 | 31.60 | 32.80 | 1.20 | 694.02 |
| RW-11 | 725.94 | 9/14/2020 | 28.85 | 31.62 | 2.77 | 696.35 |
| RW-11 | 725.94 | 9/18/2020 | ND | 34.00 | 0.00 | 691.94 |
| RW-11 | 725.94 | 9/28/2020 | 29.90 | 31.90 | 2.00 | 695.50 |
| RW-11 | 725.94 | 10/2/2020 | 32.30 | 32.60 | 0.30 | 693.56 |
| RW-11 | 725.94 | 10/5/2020 | 27.70 | 34.10 | 6.40 | 696.53 |
| RW-11 | 725.94 | 10/19/2020 | 27.70 | 31.27 | 3.57 | 697.28 |
| RW-11 | 725.94 | 11/9/2020 | 28.33 | 31.14 | 2.81 | 696.86 |
| RW-11 | 725.94 | 11/23/2020 | 28.61 | 29.80 | 1.19 | 697.01 |
| RW-11 | 725.94 | 10/21/2020 | 27.70 | 31.27 | 3.57 | 697.28 |
| RW-11 | 725.94 | 12/26/2020 | 29.05 | 32.58 | 3.53 | 695.94 |
| RW-11 | 725.94 | 2/1/2021 | 29.16 | 32.30 | 3.14 | 695.94 |
| RW-11 | 725.94 | 3/4/2021 | 29.31 | 31.97 | 2.66 | 695.92 |
| RW-11 | 725.94 | 4/1/2021 | ND | 29.30 | 0.00 | 696.64 |
| RW-11 | 725.94 | 4/29/2021 | 29.10 | 35.46 | 6.36 | 695.14 |
| RW-11 | 725.94 | 5/26/2021 | 30.41 | 32.23 | 1.82 | 695.04 |
| RW-11 | 725.94 | 6/9/2021 | 30.57 | 31.25 | 0.68 | 695.19 |
| RW-11 | 725.94 | 7/1/2021 | 30.88 | 31.55 | 0.67 | 694.88 |
| RW-11 | 725.94 | 7/14/2021 | 31.51 | 32.36 | 0.85 | 694.20 |
| RW-11 | 725.94 | 7/28/2021 | 29.29 | 29.33 | 0.04 | 696.64 |
| RW-11 | 725.94 | 8/26/2021 | 32.72 | 33.23 | 0.51 | 693.08 |
| RW-11 | 725.94 | 9/16/2021 | 33.32 | 34.03 | 0.71 | 692.43 |
| RW-11 | 725.94 | 9/23/2021 | 33.30 | 34.09 | 0.79 | 692.43 |
| RW-11 | 725.94 | 10/27/2021 | 33.87 | 34.54 | 0.67 | 691.89 |
| RW-11 | 725.94 | 11/30/2021 | 34.24 | 34.97 | 0.73 | 691.50 |
| RW-11 | 725.94 | 12/28/2021 | 34.55 | 35.40 | 0.85 | 691.16 |
| RW-12 | 726.61 | 9/5/2020 | 31.45 | 33.82 | 2.37 | 694.53 |
| RW-12 | 726.61 | 9/6/2020 | 34.95 | 35.14 | 0.19 | 691.61 |
| RW-12 | 726.61 | 9/8/2020 | 34.20 | 36.10 | 1.90 | 691.90 |
| RW-12 | 726.61 | 9/9/2020 | 34.24 | 36.65 | 2.41 | 691.73 |
| RW-12 | 726.61 | 9/10/2020 | 34.70 | 35.83 | 1.13 | 691.61 |
| RW-12 | 726.61 | 9/12/2020 | 32.89 | 34.35 | 1.46 | 693.33 |
| RW-12 | 726.61 | 9/14/2020 | 31.81 | 36.18 | 4.37 | 693.63 |
| RW-12 | 726.61 | 9/18/2020 | 32.35 | 34.60 | 2.25 | 693.66 |
| RW-12 | 726.61 | 9/28/2020 | 29.43 | 36.91 | 7.48 | 695.18 |
| RW-12 | 726.61 | 10/2/2020 | 31.10 | 36.40 | 5.30 | 694.09 |

**Table 4**
**Summary of Recovery Well Gauging Data**

Colonial Pipeline Company
2020-L1-SR2448
Huntersville, North Carolina

| Well ID | Top Of Casing Elevation[1] | Date | Depth to Free Product (ft btoc) | Depth to Groundwater (ft btoc) | Free Product Thickness (ft) | Groundwater Elevation[2] (ft btoc) |
|---|---|---|---|---|---|---|
| RW-12 | 726.61 | 10/6/2020 | 29.78 | 37.75 | 7.97 | 694.70 |
| RW-12 | 726.61 | 10/19/2020 | 30.35 | 37.04 | 6.69 | 694.47 |
| RW-12 | 726.61 | 11/9/2020 | 31.21 | 37.08 | 5.87 | 693.83 |
| RW-12 | 726.61 | 11/23/2020 | 31.53 | 37.08 | 5.55 | 693.60 |
| RW-12 | 726.61 | 12/26/2020 | 31.00 | 35.51 | 4.51 | 694.40 |
| RW-12 | 726.61 | 2/1/2021 | 32.01 | 35.51 | 3.50 | 693.66 |
| RW-12 | 726.61 | 3/4/2021 | 32.52 | 35.51 | 2.99 | 693.29 |
| RW-12 | 726.61 | 4/1/2021 | 32.79 | 35.48 | 2.69 | 693.10 |
| RW-12 | 726.61 | 4/29/2021 | 32.77 | 35.46 | 2.69 | 693.12 |
| RW-12 | 726.61 | 5/26/2021 | 33.34 | 35.48 | 2.14 | 692.70 |
| RW-12 | 726.61 | 6/9/2021 | 33.63 | 35.54 | 1.91 | 692.47 |
| RW-12 | 726.61 | 7/1/2021 | 34.08 | 35.48 | 1.40 | 692.16 |
| RW-12 | 726.61 | 7/14/2021 | 34.37 | 35.41 | 1.04 | 691.96 |
| RW-12 | 726.61 | 7/28/2021 | 34.84 | 35.45 | 0.61 | 691.61 |
| RW-12 | 726.61 | 8/26/2021 | 35.48 | 35.53 | 0.05 | 691.12 |
| RW-12 | 726.61 | 9/16/2021 | Dry | Dry | Dry | Dry |
| RW-12 | 726.61 | 9/23/2021 | Dry | Dry | Dry | Dry |
| RW-12 | 726.61 | 10/27/2021 | Dry | Dry | Dry | Dry |
| RW-12 | 726.61 | 11/30/2021 | Dry | Dry | Dry | Dry |
| RW-12 | 726.61 | 12/28/2021 | 35.50 | 35.56 | 0.06 | 691.09 |
| RW-13 | 732.30 | 9/5/2020 | ND | 24.90 | 0.00 | 707.40 |
| RW-13 | 732.30 | 9/6/2020 | ND | 26.54 | 0.00 | 705.76 |
| RW-13 | 732.30 | 9/8/2020 | ND | 27.05 | 0.00 | 705.25 |
| RW-13 | 732.30 | 9/14/2020 | ND | 27.93 | 0.00 | 704.37 |
| RW-13 | 732.30 | 10/9/2020 | ND | 28.34 | 0.00 | 703.96 |
| RW-13 | 732.30 | 10/19/2020 | 33.87 | 34.11 | 0.24 | 698.36 |
| RW-13 | 732.30 | 11/9/2020 | ND | 31.09 | 0.00 | 701.21 |
| RW-13 | 732.30 | 11/23/2020 | 31.10 | 31.23 | 0.13 | 701.16 |
| RW-13 | 732.30 | 12/26/2020 | ND | 31.85 | 0.00 | 700.45 |
| RW-13 | 732.30 | 1/25/2021 | 32.53 | 32.79 | 0.26 | 699.70 |
| RW-13 | 732.30 | 2/1/2021 | 32.67 | 32.92 | 0.25 | 699.56 |
| RW-13 | 732.30 | 2/8/2021 | 32.82 | 33.09 | 0.27 | 699.41 |
| RW-13 | 732.30 | 2/16/2021 | 32.86 | 33.18 | 0.32 | 699.35 |
| RW-13 | 732.30 | 3/4/2021 | 33.10 | 33.39 | 0.29 | 699.12 |
| RW-13 | 732.30 | 4/1/2021 | 33.13 | 33.42 | 0.29 | 699.09 |
| RW-13 | 732.30 | 4/12/2021 | 33.22 | 33.53 | 0.31 | 699.00 |
| RW-13 | 732.30 | 4/19/2021 | ND | 33.13 | 0.00 | 699.17 |
| RW-13 | 732.30 | 4/29/2021 | 33.08 | 33.36 | 0.28 | 699.15 |
| RW-13 | 732.30 | 5/3/2021 | 35.07 | 35.33 | 0.26 | 697.16 |
| RW-13 | 732.30 | 5/10/2021 | 33.06 | 33.35 | 0.29 | 699.16 |
| RW-13 | 732.30 | 5/18/2021 | 33.19 | 33.46 | 0.27 | 699.04 |
| RW-13 | 732.30 | 5/26/2021 | 33.76 | 34.10 | 0.34 | 698.45 |
| RW-13 | 732.30 | 5/31/2021 | ND | 33.96 | 0.00 | 698.34 |
| RW-13 | 732.30 | 6/7/2021 | ND | 34.04 | 0.00 | 698.26 |
| RW-13 | 732.30 | 6/14/2021 | ND | 34.04 | 0.00 | 698.26 |

**Table 4**
**Summary of Recovery Well Gauging Data**

Colonial Pipeline Company
2020-L1-SR2448
Huntersville, North Carolina

| Well ID | Top Of Casing Elevation[1] | Date | Depth to Free Product (ft btoc) | Depth to Groundwater (ft btoc) | Free Product Thickness (ft) | Groundwater Elevation[2] (ft btoc) |
|---|---|---|---|---|---|---|
| RW-13 | 732.30 | 6/21/2021 | 31.11 | 31.43 | 0.32 | 701.10 |
| RW-13 | 732.30 | 7/1/2021 | 31.49 | 31.83 | 0.34 | 700.72 |
| RW-13 | 732.30 | 7/6/2021 | 31.68 | 32.04 | 0.36 | 700.52 |
| RW-13 | 732.30 | 7/14/2021 | 32.16 | 32.53 | 0.37 | 700.04 |
| RW-13 | 732.30 | 7/28/2021 | 29.62 | 29.65 | 0.03 | 702.67 |
| RW-13 | 732.30 | 8/16/2021 | 31.42 | 32.79 | 1.37 | 700.51 |
| RW-13 | 732.30 | 8/26/2021 | 32.70 | 33.14 | 0.44 | 699.48 |
| RW-13 | 732.30 | 8/30/2021 | 32.77 | 33.19 | 0.42 | 699.42 |
| RW-13 | 732.30 | 9/16/2021 | 33.92 | 34.21 | 0.29 | 698.30 |
| RW-13 | 732.30 | 9/23/2021 | 33.91 | 33.92 | 0.01 | 698.39 |
| RW-13 | 732.30 | 10/27/2021 | 34.13 | 34.34 | 0.21 | 698.11 |
| RW-13 | 730.51 | 11/30/2021 | 34.25 | 34.41 | 0.16 | 696.22 |
| RW-13 | 730.51 | 12/28/2021 | 34.32 | 34.55 | 0.23 | 696.13 |
| RW-14 | 732.14 | 9/6/2020 | 27.12 | 39.68 | 12.56 | 701.65 |
| RW-14 | 732.14 | 9/8/2020 | 27.15 | 36.25 | 9.10 | 702.55 |
| RW-14 | 732.14 | 9/10/2020 | 27.95 | 35.05 | 7.10 | 702.29 |
| RW-14 | 732.14 | 9/12/2020 | 27.40 | 38.95 | 11.55 | 701.65 |
| RW-14 | 732.14 | 9/14/2020 | 27.68 | 39.15 | 11.47 | 701.39 |
| RW-14 | 732.14 | 9/18/2020 | 29.15 | 39.20 | 10.05 | 700.30 |
| RW-14 | 732.14 | 9/28/2020 | 29.30 | 39.93 | 10.63 | 699.99 |
| RW-14 | 732.14 | 10/2/2020 | 29.63 | 39.95 | 10.32 | 699.74 |
| RW-14 | 732.14 | 10/6/2020 | 29.90 | 40.00 | 10.10 | 699.53 |
| RW-14 | 732.14 | 10/19/2020 | 30.60 | 39.94 | 9.34 | 699.04 |
| RW-14 | 732.14 | 11/9/2020 | 31.69 | 40.10 | 8.41 | 698.20 |
| RW-14 | 732.14 | 11/23/2020 | 32.09 | 40.05 | 7.96 | 697.92 |
| RW-14 | 732.14 | 12/26/2020 | 33.11 | 38.57 | 5.46 | 697.56 |
| RW-14 | 732.14 | 2/1/2021 | 33.65 | 37.77 | 4.12 | 697.38 |
| RW-14 | 732.14 | 3/4/2021 | 33.92 | 37.62 | 3.70 | 697.23 |
| RW-14 | 732.14 | 4/1/2021 | 34.07 | 38.02 | 3.95 | 697.01 |
| RW-14 | 732.14 | 4/29/2021 | 33.80 | 37.56 | 3.76 | 697.33 |
| RW-14 | 732.14 | 5/26/2021 | 34.06 | 37.04 | 2.98 | 697.28 |
| RW-14 | 732.14 | 6/9/2021 | 34.29 | 36.91 | 2.62 | 697.14 |
| RW-14 | 732.14 | 7/1/2021 | 34.58 | 36.75 | 2.17 | 696.98 |
| RW-14 | 732.14 | 7/14/2021 | 34.86 | 36.84 | 1.98 | 696.75 |
| RW-14 | 732.14 | 7/28/2021 | 35.33 | 36.67 | 1.34 | 696.45 |
| RW-14 | 732.14 | 8/26/2021 | 36.04 | 37.48 | 1.44 | 695.71 |
| RW-14 | 732.14 | 9/16/2021 | 36.94 | 37.53 | 0.59 | 695.04 |
| RW-14 | 732.14 | 9/23/2021 | 37.27 | 37.91 | 0.64 | 694.69 |
| RW-14 | 732.14 | 10/27/2021 | 37.89 | 39.81 | 1.92 | 693.73 |
| RW-14 | 732.14 | 11/30/2021 | Dry | Dry | Dry | Dry |
| RW-14 | 732.14 | 12/28/2021 | ND | 39.16 | 0.00 | 692.98 |
| RW-15 | 723.99 | 9/6/2020 | 34.07 | 34.10 | 0.03 | 689.91 |
| RW-15 | 723.99 | 9/8/2020 | 34.15 | 34.17 | 0.02 | 689.83 |
| RW-15 | 723.99 | 9/14/2020 | 34.25 | 34.29 | 0.04 | 689.73 |
| RW-15 | 723.99 | 9/28/2020 | 34.62 | 34.68 | 0.06 | 689.35 |

**Table 4**
**Summary of Recovery Well Gauging Data**

Colonial Pipeline Company
2020-L1-SR2448
Huntersville, North Carolina

| Well ID | Top Of Casing Elevation[1] | Date | Depth to Free Product (ft btoc) | Depth to Groundwater (ft btoc) | Free Product Thickness (ft) | Groundwater Elevation[2] (ft btoc) |
|---|---|---|---|---|---|---|
| RW-15 | 723.99 | 10/9/2020 | ND | 34.98 | 0.00 | 689.01 |
| RW-15 | 723.99 | 10/19/2020 | 35.02 | 35.12 | 0.10 | 688.94 |
| RW-15 | 723.99 | 11/9/2020 | 35.09 | 35.29 | 0.20 | 688.85 |
| RW-15 | 723.99 | 11/9/2020 | 34.94 | 35.03 | 0.09 | 689.03 |
| RW-15 | 723.99 | 11/23/2020 | ND | 45.23 | 0.00 | 678.76 |
| RW-15 | 723.99 | 12/26/2020 | 35.01 | 35.25 | 0.24 | 688.92 |
| RW-15 | 723.99 | 1/19/2021 | 34.99 | 35.35 | 0.36 | 688.90 |
| RW-15 | 723.99 | 1/25/2021 | 34.84 | 35.21 | 0.37 | 689.05 |
| RW-15 | 723.99 | 2/1/2021 | 34.73 | 35.11 | 0.38 | 689.16 |
| RW-15 | 723.99 | 2/8/2021 | 35.15 | 35.60 | 0.45 | 688.72 |
| RW-15 | 723.99 | 2/16/2021 | 34.78 | 35.21 | 0.43 | 689.09 |
| RW-15 | 723.99 | 2/22/2021 | 34.60 | 35.50 | 0.90 | 689.15 |
| RW-15 | 723.99 | 3/4/2021 | 34.45 | 34.90 | 0.45 | 689.42 |
| RW-15 | 723.99 | 3/8/2021 | 34.63 | 35.13 | 0.50 | 689.23 |
| RW-15 | 723.99 | 3/15/2021 | 34.49 | 34.98 | 0.49 | 689.37 |
| RW-15 | 723.99 | 3/22/2021 | 34.36 | 34.82 | 0.46 | 689.51 |
| RW-15 | 723.99 | 4/1/2021 | 34.16 | 34.59 | 0.43 | 689.71 |
| RW-15 | 723.99 | 4/12/2021 | 34.09 | 34.50 | 0.41 | 689.79 |
| RW-15 | 723.99 | 4/19/2021 | 34.02 | 34.43 | 0.41 | 689.86 |
| RW-15 | 723.99 | 4/29/2021 | 33.96 | 34.36 | 0.40 | 689.92 |
| RW-15 | 723.99 | 5/3/2021 | 34.07 | 34.51 | 0.44 | 689.80 |
| RW-15 | 723.99 | 5/10/2021 | 34.12 | 34.55 | 0.43 | 689.75 |
| RW-15 | 723.99 | 5/18/2021 | 34.18 | 34.65 | 0.47 | 689.68 |
| RW-15 | 723.99 | 5/26/2021 | 34.10 | 34.55 | 0.45 | 689.77 |
| RW-15 | 723.99 | 5/31/2021 | 34.38 | 34.88 | 0.50 | 689.48 |
| RW-15 | 723.99 | 6/7/2021 | 34.45 | 34.96 | 0.51 | 689.40 |
| RW-15 | 723.99 | 6/14/2021 | 34.48 | 35.01 | 0.53 | 689.37 |
| RW-15 | 723.99 | 6/21/2021 | 34.64 | 35.18 | 0.54 | 689.21 |
| RW-15 | 723.99 | 7/1/2021 | 34.76 | 35.34 | 0.58 | 689.07 |
| RW-15 | 723.99 | 7/6/2021 | 35.00 | 35.59 | 0.59 | 688.83 |
| RW-15 | 723.99 | 7/14/2021 | 32.90 | 33.50 | 0.60 | 690.93 |
| RW-15 | 723.99 | 7/28/2021 | 33.52 | 33.85 | 0.33 | 690.38 |
| RW-15 | 723.99 | 8/26/2021 | 34.59 | 35.10 | 0.51 | 689.26 |
| RW-15 | 723.99 | 9/16/2021 | 35.35 | 35.93 | 0.58 | 688.48 |
| RW-15 | 723.99 | 9/23/2021 | 35.57 | 36.03 | 0.46 | 688.30 |
| RW-15 | 723.99 | 10/27/2021 | 36.66 | 37.10 | 0.44 | 687.21 |
| RW-15 | 723.99 | 11/30/2021 | 37.66 | 38.42 | 0.76 | 686.13 |
| RW-15 | 723.99 | 12/28/2021 | 38.58 | 39.34 | 0.76 | 685.21 |
| RW-16 | 732.10 | 9/5/2020 | 30.80 | 37.71 | 6.91 | 699.45 |
| RW-16 | 732.10 | 9/6/2020 | 30.14 | 36.39 | 6.25 | 700.28 |
| RW-16 | 732.10 | 9/8/2020 | 30.60 | 35.70 | 5.10 | 700.13 |
| RW-16 | 732.10 | 9/9/2020 | 29.80 | 39.92 | 10.12 | 699.59 |
| RW-16 | 732.10 | 9/10/2020 | 35.95 | 39.70 | 3.75 | 695.14 |
| RW-16 | 732.10 | 9/12/2020 | 34.65 | 38.60 | 3.95 | 696.39 |
| RW-16 | 732.10 | 9/14/2020 | 30.85 | 36.70 | 5.85 | 699.68 |

**Table 4**
**Summary of Recovery Well Gauging Data**

Colonial Pipeline Company
2020-L1-SR2448
Huntersville, North Carolina

| Well ID | Top Of Casing Elevation[1] | Date | Depth to Free Product (ft btoc) | Depth to Groundwater (ft btoc) | Free Product Thickness (ft) | Groundwater Elevation[2] (ft btoc) |
|---|---|---|---|---|---|---|
| RW-16 | 732.10 | 9/18/2020 | 32.15 | 36.30 | 4.15 | 698.83 |
| RW-16 | 732.10 | 9/28/2020 | 31.55 | 37.40 | 5.85 | 698.98 |
| RW-16 | 732.10 | 10/2/2020 | 31.47 | 37.82 | 6.35 | 698.93 |
| RW-16 | 732.10 | 10/6/2020 | 30.90 | 40.50 | 9.60 | 698.63 |
| RW-16 | 732.10 | 10/19/2020 | 31.00 | 43.12 | 12.12 | 697.85 |
| RW-16 | 732.10 | 11/9/2020 | 32.05 | 42.12 | 10.07 | 697.35 |
| RW-16 | 732.10 | 11/23/2020 | 32.43 | 42.34 | 9.91 | 697.01 |
| RW-16 | 732.10 | 12/26/2020 | 31.37 | 39.10 | 7.73 | 698.66 |
| RW-16 | 732.10 | 2/1/2021 | 31.84 | 38.08 | 6.24 | 698.59 |
| RW-16 | 732.10 | 3/4/2021 | 32.49 | 36.72 | 4.23 | 698.47 |
| RW-16 | 732.10 | 4/1/2021 | 33.10 | 35.82 | 2.72 | 698.27 |
| RW-16 | 732.10 | 4/29/2021 | 32.56 | 35.85 | 3.29 | 698.65 |
| RW-16 | 732.10 | 5/26/2021 | 33.32 | 34.98 | 1.66 | 698.33 |
| RW-16 | 732.10 | 6/9/2021 | 33.51 | 35.02 | 1.51 | 698.18 |
| RW-16 | 732.10 | 7/1/2021 | 33.70 | 35.49 | 1.79 | 697.92 |
| RW-16 | 732.10 | 7/14/2021 | 34.26 | 34.98 | 0.72 | 697.64 |
| RW-16 | 732.10 | 7/28/2021 | 34.58 | 35.79 | 1.21 | 697.19 |
| RW-16 | 732.10 | 8/26/2021 | 35.45 | 36.38 | 0.93 | 696.40 |
| RW-16 | 732.10 | 9/16/2021 | 36.29 | 37.54 | 1.25 | 695.47 |
| RW-16 | 732.10 | 9/23/2021 | 36.79 | 37.41 | 0.62 | 695.14 |
| RW-16 | 732.10 | 10/27/2021 | 37.82 | 38.29 | 0.47 | 694.15 |
| RW-16 | 732.10 | 11/30/2021 | 39.75 | 39.91 | 0.16 | 692.30 |
| RW-16 | 732.10 | 12/28/2021 | 39.01 | 39.07 | 0.06 | 693.07 |
| RW-17 | 729.57 | 9/6/2020 | ND | 19.94 | 0.00 | 709.63 |
| RW-17 | 729.57 | 9/8/2020 | ND | 20.05 | 0.00 | 709.52 |
| RW-17 | 729.57 | 9/14/2020 | ND | 20.05 | 0.00 | 709.52 |
| RW-17 | 729.57 | 9/28/2020 | ND | 20.04 | 0.00 | 709.53 |
| RW-17 | 729.57 | 10/9/2020 | ND | 20.06 | 0.00 | 709.51 |
| RW-17 | 729.57 | 10/19/2020 | ND | 20.06 | 0.00 | 709.51 |
| RW-17 | 729.57 | 11/9/2020 | ND | 20.09 | 0.00 | 709.48 |
| RW-17 | 729.57 | 11/23/2020 | ND | 20.09 | 0.00 | 709.48 |
| RW-17 | 729.57 | 12/26/2020 | ND | 20.11 | 0.00 | 709.46 |
| RW-17 | 729.57 | 1/25/2021 | ND | 20.08 | 0.00 | 709.49 |
| RW-17 | 729.57 | 2/1/2021 | ND | Dry | Dry | Dry |
| RW-17 | 729.57 | 2/8/2021 | ND | 20.08 | 0.00 | 709.49 |
| RW-17 | 729.57 | 2/16/2021 | ND | 20.08 | 0.00 | 709.49 |
| RW-17 | 729.57 | 2/22/2021 | Dry | Dry | Dry | Dry |
| RW-17 | 729.57 | 3/4/2021 | Dry | Dry | Dry | Dry |
| RW-17 | 729.57 | 3/8/2021 | ND | 21.08 | 0.00 | 708.49 |
| RW-17 | 729.57 | 3/15/2021 | ND | 20.11 | 0.00 | 709.46 |
| RW-17 | 729.57 | 3/22/2021 | ND | 20.08 | 0.00 | 709.49 |
| RW-17 | 729.57 | 4/1/2021 | ND | 20.08 | 0.00 | 709.49 |
| RW-17 | 729.57 | 4/12/2021 | ND | 20.11 | 0.00 | 709.46 |
| RW-17 | 729.57 | 4/19/2021 | Dry | Dry | Dry | Dry |
| RW-17 | 729.57 | 4/29/2021 | Dry | Dry | Dry | Dry |

**Table 4**
**Summary of Recovery Well Gauging Data**

Colonial Pipeline Company
2020-L1-SR2448
Huntersville, North Carolina

| Well ID | Top Of Casing Elevation[1] | Date | Depth to Free Product (ft btoc) | Depth to Groundwater (ft btoc) | Free Product Thickness (ft) | Groundwater Elevation[2] (ft btoc) |
|---|---|---|---|---|---|---|
| RW-17 | 729.57 | 5/3/2021 | Dry | Dry | Dry | Dry |
| RW-17 | 729.57 | 5/10/2021 | Dry | Dry | Dry | Dry |
| RW-17 | 729.57 | 5/18/2021 | 17.74 | 17.76 | 0.02 | 711.82 |
| RW-17 | 729.57 | 5/26/2021 | ND | 18.58 | 0.00 | 710.99 |
| RW-17 | 729.57 | 6/7/2021 | ND | 18.72 | 0.00 | 710.85 |
| RW-17 | 729.57 | 7/1/2021 | Dry | Dry | Dry | Dry |
| RW-17 | 729.57 | 7/6/2021 | Dry | Dry | Dry | Dry |
| RW-17 | 729.57 | 7/14/2021 | Dry | Dry | Dry | Dry |
| RW-17 | 729.57 | 7/28/2021 | 18.58 | 18.58 | 0.00 | 710.99 |
| RW-17 | 729.57 | 8/16/2021 | ND | 18.72 | 0.00 | 710.85 |
| RW-17 | 729.57 | 8/26/2021 | Dry | Dry | Dry | Dry |
| RW-17 | 729.57 | 8/30/2021 | 17.98 | 18.02 | 0.04 | 711.58 |
| RW-17 | 729.57 | 9/16/2021 | Dry | Dry | Dry | Dry |
| RW-17 | 729.57 | 9/23/2021 | ND | 18.75 | 0.00 | 710.82 |
| RW-17 | 729.57 | 10/6/2021 | ND | 17.85 | 0.00 | 711.72 |
| RW-17 | 729.57 | 10/27/2021 | ND | 18.73 | 0.00 | 710.84 |
| RW-17 | 729.57 | 11/1/2021 | Dry | Dry | Dry | Dry |
| RW-17 | 729.57 | 11/15/2021 | 17.74 | 18.66 | 0.92 | 711.58 |
| RW-17 | 729.57 | 11/22/2021 | ND | 17.95 | 0.00 | 711.62 |
| RW-17 | 729.57 | 11/30/2021 | Dry | Dry | Dry | Dry |
| RW-17 | 729.57 | 12/6/2021 | ND | 17.77 | 0.00 | 711.80 |
| RW-17 | 729.57 | 12/13/2021 | 17.60 | 18.71 | 1.11 | 711.67 |
| RW-17 | 729.57 | 12/20/2021 | 17.65 | 18.75 | 1.10 | 711.63 |
| RW-17 | 729.57 | 12/28/2021 | 18.55 | 18.72 | 0.17 | 710.97 |
| RW-17 | 729.57 | 1/4/2021 | 17.82 | 18.31 | 0.49 | 711.62 |
| RW-17 | 729.57 | 1/10/2022 | 17.79 | 18.56 | 0.77 | 711.57 |
| RW-18 | 737.66 | 9/8/2020 | 36.15 | 40.20 | 4.05 | 700.42 |
| RW-18 | 737.66 | 9/9/2020 | 36.40 | 41.35 | 4.95 | 699.93 |
| RW-18 | 737.66 | 9/12/2020 | 36.50 | 40.00 | 3.50 | 700.22 |
| RW-18 | 737.66 | 9/14/2020 | 34.95 | 42.00 | 7.05 | 700.82 |
| RW-18 | 737.66 | 9/18/2020 | 36.55 | 42.00 | 5.45 | 699.65 |
| RW-18 | 737.66 | 9/28/2020 | 35.42 | 45.45 | 10.03 | 699.55 |
| RW-18 | 737.66 | 10/2/2020 | 35.20 | 47.65 | 12.45 | 699.12 |
| RW-18 | 737.66 | 10/7/2020 | 35.70 | 47.48 | 11.78 | 698.80 |
| RW-18 | 737.66 | 10/19/2020 | 36.54 | 47.75 | 11.21 | 698.12 |
| RW-18 | 737.66 | 11/9/2020 | 37.73 | 47.71 | 9.98 | 697.26 |
| RW-18 | 737.66 | 11/23/2020 | 37.86 | 47.57 | 9.71 | 697.20 |
| RW-18 | 737.66 | 12/26/2020 | 36.91 | 45.38 | 8.47 | 698.48 |
| RW-18 | 737.66 | 2/1/2021 | 38.19 | 43.31 | 5.12 | 698.10 |
| RW-18 | 737.66 | 3/4/2021 | 38.30 | 42.78 | 4.48 | 698.16 |
| RW-18 | 735.96 | 4/1/2021 | 39.05 | 41.76 | 2.71 | 696.18 |
| RW-18 | 735.96 | 4/29/2021 | 39.67 | 40.76 | 1.09 | 696.00 |
| RW-18 | 735.96 | 5/26/2021 | 39.51 | 41.28 | 1.77 | 695.98 |
| RW-18 | 735.96 | 6/9/2021 | 39.68 | 41.45 | 1.77 | 695.81 |
| RW-18 | 735.96 | 7/1/2021 | 39.60 | 42.39 | 2.79 | 695.61 |

**Table 4**
**Summary of Recovery Well Gauging Data**

Colonial Pipeline Company
2020-L1-SR2448
Huntersville, North Carolina

| Well ID | Top Of Casing Elevation[1] | Date | Depth to Free Product (ft btoc) | Depth to Groundwater (ft btoc) | Free Product Thickness (ft) | Groundwater Elevation[2] (ft btoc) |
|---|---|---|---|---|---|---|
| RW-18 | 735.96 | 7/14/2021 | 40.08 | 41.97 | 1.89 | 695.37 |
| RW-18 | 735.96 | 7/28/2021 | 40.32 | 42.42 | 2.10 | 695.08 |
| RW-18 | 735.96 | 8/26/2021 | ND | 40.98 | 0.00 | 694.98 |
| RW-18 | 735.96 | 9/16/2021 | 41.36 | 43.25 | 1.89 | 694.09 |
| RW-18 | 735.96 | 9/23/2021 | 41.56 | 43.17 | 1.61 | 693.97 |
| RW-18 | 735.96 | 10/27/2021 | 42.26 | 43.52 | 1.26 | 693.36 |
| RW-18 | 735.96 | 11/30/2021 | 43.15 | 43.61 | 0.46 | 692.69 |
| RW-18 | 735.96 | 12/28/2021 | 43.54 | 44.08 | 0.54 | 692.28 |
| RW-19 | 722.02 | 9/8/2020 | ND | 32.80 | 0.00 | 689.22 |
| RW-19 | 722.02 | 9/14/2020 | ND | 32.74 | 0.00 | 689.28 |
| RW-19 | 722.02 | 9/28/2020 | ND | 32.92 | 0.00 | 689.10 |
| RW-19 | 722.02 | 10/9/2020 | ND | 33.23 | 0.00 | 688.79 |
| RW-19 | 722.02 | 10/19/2020 | ND | 33.28 | 0.00 | 688.74 |
| RW-19 | 722.02 | 11/9/2020 | 33.28 | 33.30 | 0.02 | 688.73 |
| RW-19 | 722.02 | 11/9/2020 | 33.06 | 33.16 | 0.10 | 688.93 |
| RW-19 | 722.02 | 11/23/2020 | ND | 33.22 | 0.00 | 688.80 |
| RW-19 | 722.02 | 12/26/2020 | 33.09 | 33.29 | 0.20 | 688.88 |
| RW-19 | 722.02 | 1/19/2021 | 33.07 | 33.57 | 0.50 | 688.82 |
| RW-19 | 722.02 | 1/25/2021 | 32.94 | 33.48 | 0.54 | 688.94 |
| RW-19 | 722.02 | 2/1/2021 | 32.89 | 33.42 | 0.53 | 688.99 |
| RW-19 | 722.02 | 2/8/2021 | 33.18 | 33.93 | 0.75 | 688.64 |
| RW-19 | 722.02 | 2/16/2021 | 32.82 | 33.64 | 0.82 | 688.98 |
| RW-19 | 722.02 | 2/22/2021 | 32.67 | 33.51 | 0.84 | 689.13 |
| RW-19 | 722.02 | 3/4/2021 | 32.44 | 33.59 | 1.15 | 689.27 |
| RW-19 | 722.02 | 3/8/2021 | 32.57 | 33.93 | 1.36 | 689.09 |
| RW-19 | 722.02 | 3/15/2021 | 32.37 | 33.92 | 1.55 | 689.24 |
| RW-19 | 722.02 | 3/22/2021 | 32.2 | 33.89 | 1.69 | 689.37 |
| RW-19 | 722.02 | 4/1/2021 | 31.89 | 33.89 | 2.00 | 689.59 |
| RW-19 | 722.02 | 4/12/2021 | 32.7 | 34 | 1.30 | 688.97 |
| RW-19 | 722.02 | 4/19/2021 | 31.59 | 34.1 | 2.51 | 689.76 |
| RW-19 | 722.02 | 4/29/2021 | 31.48 | 34.21 | 2.73 | 689.81 |
| RW-19 | 722.02 | 5/3/2021 | 31.5 | 34.41 | 2.91 | 689.74 |
| RW-19 | 722.02 | 5/10/2021 | 31.55 | 34.63 | 3.08 | 689.65 |
| RW-19 | 722.02 | 5/18/2021 | 31.53 | 34.9 | 3.37 | 689.59 |
| RW-19 | 722.02 | 5/26/2021 | 31.43 | 35.08 | 3.65 | 689.61 |
| RW-19 | 722.02 | 5/31/2021 | 31.61 | 35.41 | 3.80 | 689.39 |
| RW-19 | 722.02 | 6/7/2021 | 31.65 | 35.70 | 4.05 | 689.29 |
| RW-19 | 722.02 | 6/14/2021 | 31.62 | 35.94 | 4.32 | 689.24 |
| RW-19 | 722.02 | 6/21/2021 | 31.73 | 36.29 | 4.56 | 689.07 |
| RW-19 | 722.02 | 7/1/2021 | 31.77 | 36.69 | 4.92 | 688.93 |
| RW-19 | 722.02 | 7/6/2021 | 31.95 | 37.09 | 5.14 | 688.69 |
| RW-19 | 722.02 | 7/14/2021 | 28.93 | 34.33 | 5.40 | 691.64 |
| RW-19 | 722.02 | 7/28/2021 | 30.7 | 31.41 | 0.71 | 691.13 |
| RW-19 | 722.02 | 10/27/2021 | 33.86 | 34.21 | 0.35 | 688.07 |
| RW-19 | 722.02 | 8/26/2021 | 31.76 | 32.57 | 0.81 | 690.04 |

**Table 4**
**Summary of Recovery Well Gauging Data**

Colonial Pipeline Company
2020-L1-SR2448
Huntersville, North Carolina

| Well ID | Top Of Casing Elevation[1] | Date | Depth to Free Product (ft btoc) | Depth to Groundwater (ft btoc) | Free Product Thickness (ft) | Groundwater Elevation[2] (ft btoc) |
|---|---|---|---|---|---|---|
| RW-19 | 722.02 | 9/16/2021 | 32.60 | 33.09 | 0.49 | 689.29 |
| RW-19 | 722.02 | 9/23/2021 | 32.84 | 33.23 | 0.39 | 689.08 |
| RW-19 | 722.02 | 11/30/2021 | 34.87 | 35.32 | 0.45 | 687.03 |
| RW-19 | 722.02 | 12/28/2021 | 35.71 | 36.23 | 0.52 | 686.17 |
| RW-20 | 731.69 | 9/8/2020 | ND | 28.75 | 0.00 | 702.94 |
| RW-20 | 731.69 | 9/14/2020 | 26.90 | 36.20 | 9.30 | 702.30 |
| RW-20 | 731.69 | 9/28/2020 | 31.55 | 33.20 | 1.65 | 699.69 |
| RW-20 | 731.69 | 10/2/2020 | 30.60 | 31.65 | 1.05 | 700.81 |
| RW-20 | 731.69 | 10/6/2020 | 30.50 | 31.90 | 1.40 | 700.81 |
| RW-20 | 731.69 | 10/19/2020 | 30.29 | 32.90 | 2.61 | 700.70 |
| RW-20 | 731.69 | 10/21/2020 | 30.29 | 32.90 | 2.61 | 700.70 |
| RW-20 | 731.69 | 11/9/2020 | 30.62 | 35.09 | 4.47 | 699.87 |
| RW-20 | 731.69 | 11/23/2020 | 30.96 | 35.84 | 4.88 | 699.42 |
| RW-20 | 731.69 | 12/26/2020 | 31.84 | 36.35 | 4.51 | 698.64 |
| RW-20 | 731.69 | 2/1/2021 | 32.15 | 36.50 | 4.35 | 698.37 |
| RW-20 | 731.69 | 3/4/2021 | 32.29 | 36.48 | 4.19 | 698.27 |
| RW-20 | 731.69 | 4/1/2021 | 33.31 | 35.79 | 2.48 | 697.71 |
| RW-20 | 731.69 | 4/29/2021 | 33.39 | 35.10 | 1.71 | 697.84 |
| RW-20 | 731.69 | 5/26/2021 | 33.87 | 34.37 | 0.50 | 697.68 |
| RW-20 | 731.69 | 6/9/2021 | 34.06 | 34.29 | 0.23 | 697.56 |
| RW-20 | 731.69 | 7/1/2021 | 34.18 | 34.42 | 0.24 | 697.44 |
| RW-20 | 731.69 | 7/14/2021 | 34.41 | 34.49 | 0.08 | 697.25 |
| RW-20 | 731.69 | 7/28/2021 | 35.11 | 35.43 | 0.32 | 696.49 |
| RW-20 | 731.69 | 8/26/2021 | 35.48 | 36.04 | 0.56 | 696.06 |
| RW-20 | 731.69 | 9/16/2021 | 36.63 | 37.11 | 0.48 | 694.93 |
| RW-20 | 731.69 | 9/23/2021 | 36.75 | 36.95 | 0.20 | 694.88 |
| RW-20 | 731.69 | 10/27/2021 | 36.63 | 36.85 | 0.22 | 695.00 |
| RW-20 | 731.69 | 11/30/2021 | 36.25 | 36.51 | 0.26 | 695.37 |
| RW-20 | 731.69 | 12/28/2021 | 36.70 | 36.96 | 0.26 | 694.92 |
| RW-21 | 731.68 | 9/13/2020 | 28.50 | 42.55 | 14.05 | 699.42 |
| RW-21 | 731.68 | 9/14/2020 | 30.72 | 36.55 | 5.83 | 699.40 |
| RW-21 | 731.68 | 9/18/2020 | 31.30 | 38.00 | 6.70 | 698.59 |
| RW-21 | 731.68 | 9/28/2020 | 30.08 | 41.40 | 11.32 | 698.57 |
| RW-21 | 731.68 | 10/2/2020 | 30.28 | 41.15 | 10.87 | 698.49 |
| RW-21 | 731.68 | 10/6/2020 | 30.40 | 41.55 | 11.15 | 698.30 |
| RW-21 | 731.68 | 10/19/2020 | 30.13 | 45.10 | 14.97 | 697.55 |
| RW-21 | 731.68 | 11/9/2020 | 31.09 | 44.70 | 13.61 | 696.95 |
| RW-21 | 731.68 | 11/23/2020 | 31.50 | 42.64 | 11.14 | 697.20 |
| RW-21 | 731.68 | 12/26/2020 | 32.40 | 40.56 | 8.16 | 697.10 |
| RW-21 | 731.68 | 2/1/2021 | 32.81 | 39.59 | 6.78 | 697.06 |
| RW-21 | 731.68 | 3/4/2021 | 33.36 | 38.60 | 5.24 | 696.92 |
| RW-21 | 731.68 | 4/1/2021 | 35.58 | 38.86 | 3.28 | 695.23 |
| RW-21 | 731.68 | 4/29/2021 | 33.22 | 38.34 | 5.12 | 697.09 |
| RW-21 | 731.68 | 5/26/2021 | 33.64 | 38.27 | 4.63 | 696.80 |
| RW-21 | 731.68 | 6/9/2021 | 33.82 | 38.34 | 4.52 | 696.65 |

**Table 4**
**Summary of Recovery Well Gauging Data**

Colonial Pipeline Company
2020-L1-SR2448
Huntersville, North Carolina

| Well ID | Top Of Casing Elevation[1] | Date | Depth to Free Product (ft btoc) | Depth to Groundwater (ft btoc) | Free Product Thickness (ft) | Groundwater Elevation[2] (ft btoc) |
|---|---|---|---|---|---|---|
| RW-21 | 731.68 | 7/1/2021 | 34.10 | 38.18 | 4.08 | 696.49 |
| RW-21 | 731.68 | 7/14/2021 | 34.36 | 38.47 | 4.11 | 696.22 |
| RW-21 | 731.68 | 7/28/2021 | 34.94 | 38.05 | 3.11 | 695.91 |
| RW-21 | 731.68 | 8/26/2021 | 35.71 | 38.91 | 3.20 | 695.12 |
| RW-21 | 731.68 | 9/16/2021 | 36.74 | 39.48 | 2.74 | 694.21 |
| RW-21 | 731.68 | 9/23/2021 | 36.82 | 40.65 | 3.83 | 693.84 |
| RW-21 | 731.68 | 10/27/2021 | 37.76 | 41.98 | 4.22 | 692.79 |
| RW-21 | 731.68 | 11/30/2021 | 38.98 | 40.17 | 1.19 | 692.38 |
| RW-21 | 731.68 | 12/28/2021 | 39.87 | 40.54 | 0.67 | 691.63 |
| RW-22 | 726.60 | 9/10/2020 | 25.62 | 39.00 | 13.38 | 697.40 |
| RW-22 | 726.60 | 9/12/2020 | 26.70 | 31.62 | 4.92 | 698.58 |
| RW-22 | 726.60 | 9/14/2020 | 25.55 | 30.85 | 5.30 | 699.63 |
| RW-22 | 726.60 | 9/18/2020 | 26.10 | 32.10 | 6.00 | 698.89 |
| RW-22 | 726.60 | 9/28/2020 | 26.20 | 30.75 | 4.55 | 699.18 |
| RW-22 | 726.60 | 10/2/2020 | 25.55 | 33.00 | 7.45 | 699.06 |
| RW-22 | 726.60 | 10/5/2020 | 25.53 | 34.50 | 8.97 | 698.67 |
| RW-22 | 726.60 | 10/19/2020 | 25.93 | 37.32 | 11.39 | 697.62 |
| RW-22 | 726.60 | 11/9/2020 | 26.89 | 36.99 | 10.10 | 697.01 |
| RW-22 | 726.60 | 11/23/2020 | 27.29 | 36.70 | 9.41 | 696.79 |
| RW-22 | 726.60 | 12/26/2020 | 26.43 | 27.75 | 1.32 | 699.82 |
| RW-22 | 726.60 | 2/1/2021 | 26.68 | 34.43 | 7.75 | 697.85 |
| RW-22 | 727.54 | 3/4/2021 | 29.80 | 31.73 | 1.93 | 697.22 |
| RW-22 | 727.54 | 4/1/2021 | 30.31 | 30.73 | 0.42 | 697.12 |
| RW-22 | 727.54 | 4/29/2021 | 30.21 | 30.39 | 0.18 | 697.28 |
| RW-22 | 727.54 | 5/26/2021 | 30.95 | 31.11 | 0.16 | 696.55 |
| RW-22 | 727.54 | 6/9/2021 | 31.28 | 31.52 | 0.24 | 696.20 |
| RW-22 | 727.54 | 7/1/2021 | 31.85 | 32.06 | 0.21 | 695.63 |
| RW-22 | 727.54 | 7/14/2021 | 32.24 | 32.44 | 0.20 | 695.25 |
| RW-22 | 727.54 | 7/28/2021 | 32.42 | 32.48 | 0.06 | 695.10 |
| RW-22 | 727.54 | 8/26/2021 | 32.98 | 33.17 | 0.19 | 694.51 |
| RW-22 | 727.54 | 9/16/2021 | 33.40 | 33.56 | 0.16 | 694.10 |
| RW-22 | 727.54 | 9/23/2021 | 33.49 | 33.72 | 0.23 | 693.99 |
| RW-22 | 727.54 | 10/27/2021 | 34.22 | 34.52 | 0.30 | 693.24 |
| RW-22 | 727.54 | 11/30/2021 | 34.85 | 35.25 | 0.40 | 692.58 |
| RW-22 | 727.54 | 12/28/2021 | ND | 35.39 | 0.00 | 692.15 |
| RW-23 | 724.85 | 9/13/2020 | 31.80 | 41.73 | 9.93 | 690.39 |
| RW-23 | 724.85 | 9/14/2020 | 31.79 | 41.68 | 9.89 | 690.41 |
| RW-23 | 724.85 | 9/18/2020 | 32.95 | 39.35 | 6.40 | 690.18 |
| RW-23 | 724.85 | 9/28/2020 | 32.91 | 39.45 | 6.54 | 690.19 |
| RW-23 | 724.85 | 10/2/2020 | 33.39 | 39.31 | 5.92 | 689.87 |
| RW-23 | 724.85 | 10/6/2020 | 33.25 | 39.25 | 6.00 | 689.99 |
| RW-23 | 724.85 | 10/19/2020 | 33.30 | 39.26 | 5.96 | 689.95 |
| RW-23 | 724.85 | 11/9/2020 | 33.39 | 39.03 | 5.64 | 689.95 |
| RW-23 | 724.85 | 11/23/2020 | 33.35 | 38.97 | 5.62 | 689.99 |
| RW-23 | 724.85 | 12/26/2020 | 31.75 | 36.77 | 5.02 | 691.75 |

**Table 4**
**Summary of Recovery Well Gauging Data**

Colonial Pipeline Company
2020-L1-SR2448
Huntersville, North Carolina

| Well ID | Top Of Casing Elevation[1] | Date | Depth to Free Product (ft btoc) | Depth to Groundwater (ft btoc) | Free Product Thickness (ft) | Groundwater Elevation[2] (ft btoc) |
|---|---|---|---|---|---|---|
| RW-23 | 724.85 | 2/1/2021 | 32.32 | 36.29 | 3.97 | 691.46 |
| RW-23 | 724.85 | 3/4/2021 | 32.49 | 35.38 | 2.89 | 691.58 |
| RW-23 | 724.85 | 4/1/2021 | 32.51 | 34.93 | 2.42 | 691.69 |
| RW-23 | 724.85 | 4/29/2021 | 32.37 | 34.54 | 2.17 | 691.90 |
| RW-23 | 724.85 | 5/26/2021 | 32.33 | 34.19 | 1.86 | 692.02 |
| RW-23 | 724.85 | 6/9/2021 | 32.46 | 34.27 | 1.81 | 691.90 |
| RW-23 | 724.85 | 7/1/2021 | 32.83 | 34.69 | 1.86 | 691.52 |
| RW-23 | 724.85 | 7/14/2021 | 33.26 | 35.02 | 1.76 | 691.12 |
| RW-23 | 724.85 | 7/28/2021 | 33.90 | 34.92 | 1.02 | 690.67 |
| RW-23 | 724.85 | 8/26/2021 | 34.68 | 35.26 | 0.58 | 690.01 |
| RW-23 | 724.85 | 9/16/2021 | 35.16 | 36.2 | 1.04 | 689.41 |
| RW-23 | 724.85 | 9/23/2021 | 35.44 | 35.98 | 0.54 | 689.26 |
| RW-23 | 724.85 | 10/27/2021 | 36.19 | 36.62 | 0.43 | 688.54 |
| RW-23 | 724.85 | 11/30/2021 | 36.64 | 37.35 | 0.71 | 688.02 |
| RW-23 | 724.85 | 12/28/2021 | 37.32 | 38.02 | 0.70 | 687.34 |
| RW-24 | 734.33 | 9/11/2020 | 35.83 | 35.85 | 0.02 | 698.49 |
| RW-24 | 734.33 | 9/12/2020 | ND | 36.00 | 0.00 | 698.33 |
| RW-24 | 734.33 | 9/14/2020 | 35.75 | 36.25 | 0.50 | 698.44 |
| RW-24 | 734.33 | 9/18/2020 | ND | 36.10 | 0.00 | 698.23 |
| RW-24 | 734.33 | 9/28/2020 | 33.80 | 33.91 | 0.11 | 700.50 |
| RW-24 | 734.33 | 10/2/2020 | 33.15 | 35.20 | 2.05 | 700.63 |
| RW-24 | 734.33 | 10/5/2020 | 33.84 | 34.10 | 0.26 | 700.42 |
| RW-24 | 734.33 | 10/19/2020 | 32.84 | 37.15 | 4.31 | 700.33 |
| RW-24 | 734.33 | 11/9/2020 | 32.83 | 39.30 | 6.47 | 699.76 |
| RW-24 | 734.33 | 11/23/2020 | 34.61 | 35.53 | 0.92 | 699.47 |
| RW-24 | 734.33 | 12/26/2020 | 34.85 | 36.16 | 1.31 | 699.13 |
| RW-24 | 734.33 | 2/1/2021 | 35.12 | 35.94 | 0.82 | 698.99 |
| RW-24 | 731.18 | 3/4/2021 | 35.46 | 36.12 | 0.66 | 695.54 |
| RW-24 | 731.18 | 4/1/2021 | 35.63 | 36.20 | 0.57 | 695.40 |
| RW-24 | 731.18 | 4/29/2021 | ND | 35.48 | 0.00 | 695.70 |
| RW-24 | 731.18 | 5/26/2021 | 36.16 | 36.66 | 0.50 | 694.89 |
| RW-24 | 731.18 | 6/9/2021 | 36.61 | 36.93 | 0.32 | 694.48 |
| RW-24 | 731.18 | 7/1/2021 | 37.19 | 37.36 | 0.17 | 693.94 |
| RW-24 | 731.18 | 7/14/2021 | 37.64 | 37.81 | 0.17 | 693.49 |
| RW-24 | 731.18 | 7/28/2021 | 37.33 | 37.44 | 0.11 | 693.82 |
| RW-24 | 731.18 | 8/26/2021 | 38.13 | 39.09 | 0.96 | 692.79 |
| RW-24 | 731.18 | 9/16/2021 | 38.76 | 39.03 | 0.27 | 692.35 |
| RW-24 | 731.18 | 9/23/2021 | 38.82 | 39.03 | 0.21 | 692.30 |
| RW-24 | 731.18 | 10/27/2021 | 39.54 | 39.85 | 0.31 | 691.56 |
| RW-24 | 731.18 | 11/30/2021 | Dry | Dry | Dry | Dry |
| RW-24 | 731.18 | 12/28/2021 | ND | 40.77 | 0.00 | 690.41 |
| RW-25 | 724.92 | 9/13/2020 | 33.75 | 37.21 | 3.46 | 690.24 |
| RW-25 | 724.92 | 9/14/2020 | 33.08 | 38.85 | 5.77 | 690.29 |
| RW-25 | 724.92 | 9/18/2020 | 34.88 | 35.80 | 0.92 | 689.79 |
| RW-25 | 724.92 | 9/28/2020 | 34.86 | 35.90 | 1.04 | 689.78 |

**Table 4**
**Summary of Recovery Well Gauging Data**

Colonial Pipeline Company
2020-L1-SR2448
Huntersville, North Carolina

| Well ID | Top Of Casing Elevation[1] | Date | Depth to Free Product (ft btoc) | Depth to Groundwater (ft btoc) | Free Product Thickness (ft) | Groundwater Elevation[2] (ft btoc) |
|---|---|---|---|---|---|---|
| RW-25 | 724.92 | 10/2/2020 | 34.90 | 36.55 | 1.65 | 689.57 |
| RW-25 | 724.92 | 10/6/2020 | 34.90 | 36.40 | 1.50 | 689.61 |
| RW-25 | 724.92 | 10/19/2020 | 33.83 | 39.91 | 6.08 | 689.46 |
| RW-25 | 724.92 | 11/9/2020 | 34.45 | 38.55 | 4.10 | 689.37 |
| RW-25 | 724.92 | 11/23/2020 | 34.58 | 38.10 | 3.52 | 689.39 |
| RW-25 | 724.92 | 12/26/2020 | 31.30 | 36.50 | 5.20 | 692.22 |
| RW-25 | 724.92 | 2/1/2021 | 31.70 | 35.11 | 3.41 | 692.30 |
| RW-25 | 724.92 | 3/4/2021 | 31.85 | 33.82 | 1.97 | 692.54 |
| RW-25 | 724.92 | 4/1/2021 | 31.79 | 33.34 | 1.55 | 692.71 |
| RW-25 | 724.92 | 4/29/2021 | 31.56 | 33.01 | 1.45 | 692.97 |
| RW-25 | 724.92 | 5/26/2021 | 31.7 | 32.98 | 1.28 | 692.87 |
| RW-25 | 724.92 | 6/9/2021 | 31.94 | 33.19 | 1.25 | 692.64 |
| RW-25 | 724.92 | 7/1/2021 | 31.90 | 34.63 | 2.73 | 692.29 |
| RW-25 | 724.92 | 7/14/2021 | 32.71 | 33.93 | 1.22 | 691.88 |
| RW-25 | 724.92 | 7/28/2021 | 33.24 | 34.39 | 1.15 | 691.37 |
| RW-25 | 724.92 | 8/26/2021 | 34.09 | 35.54 | 1.45 | 690.44 |
| RW-25 | 724.92 | 9/16/2021 | 34.91 | 36.10 | 1.19 | 689.69 |
| RW-25 | 724.92 | 9/23/2021 | 35.13 | 36.15 | 1.02 | 689.51 |
| RW-25 | 724.92 | 10/27/2021 | 35.78 | 37.92 | 2.14 | 688.56 |
| RW-25 | 724.92 | 11/30/2021 | 37.11 | 37.35 | 0.24 | 687.74 |
| RW-25 | 724.92 | 12/28/2021 | 37.95 | 38.20 | 0.25 | 686.90 |
| RW-26 | 729.28 | 9/11/2020 | 29.80 | 30.35 | 0.55 | 699.34 |
| RW-26 | 729.28 | 9/12/2020 | 29.85 | 30.42 | 0.57 | 699.28 |
| RW-26 | 729.28 | 9/14/2020 | 29.79 | 30.41 | 0.62 | 699.33 |
| RW-26 | 729.28 | 9/18/2020 | 30.31 | 32.20 | 1.89 | 698.47 |
| RW-26 | 729.28 | 9/28/2020 | 27.60 | 29.25 | 1.65 | 701.24 |
| RW-26 | 729.28 | 10/2/2020 | 27.17 | 28.35 | 1.18 | 701.80 |
| RW-26 | 729.28 | 10/5/2020 | 27.01 | 29.15 | 2.14 | 701.70 |
| RW-26 | 729.28 | 10/19/2020 | 26.39 | 29.02 | 2.63 | 702.19 |
| RW-26 | 729.28 | 11/9/2020 | 26.82 | 29.60 | 2.78 | 701.72 |
| RW-26 | 729.28 | 11/23/2020 | 27.20 | 29.49 | 2.29 | 701.47 |
| RW-26 | 729.28 | 12/26/2020 | 27.62 | 28.53 | 0.91 | 701.42 |
| RW-26 | 729.28 | 2/1/2021 | 28.30 | 28.66 | 0.36 | 700.89 |
| RW-26 | 725.72 | 3/4/2021 | 29.81 | 29.96 | 0.15 | 695.87 |
| RW-26 | 725.72 | 4/1/2021 | 26.33 | 26.34 | 0.01 | 699.39 |
| RW-26 | 725.72 | 4/29/2021 | 29.14 | 29.29 | 0.15 | 696.54 |
| RW-26 | 725.72 | 5/26/2021 | 30.00 | 30.37 | 0.37 | 695.62 |
| RW-26 | 725.72 | 6/9/2021 | 31.15 | 31.43 | 0.28 | 694.50 |
| RW-26 | 725.72 | 7/1/2021 | 31.28 | 31.62 | 0.34 | 694.35 |
| RW-26 | 725.72 | 7/14/2021 | 30.87 | 31.22 | 0.35 | 694.76 |
| RW-26 | 725.72 | 7/28/2021 | 29.24 | 29.33 | 0.09 | 696.46 |
| RW-26 | 725.72 | 8/26/2021 | 30.72 | 31.11 | 0.39 | 694.90 |
| RW-26 | 725.72 | 9/16/2021 | 31.3 | 31.52 | 0.22 | 694.36 |
| RW-26 | 725.72 | 9/23/2021 | 31.36 | 31.40 | 0.04 | 694.35 |
| RW-26 | 725.72 | 10/27/2021 | 31.40 | 31.45 | 0.05 | 694.31 |

**Table 4**
**Summary of Recovery Well Gauging Data**

Colonial Pipeline Company
2020-L1-SR2448
Huntersville, North Carolina

| Well ID | Top Of Casing Elevation[1] | Date | Depth to Free Product (ft btoc) | Depth to Groundwater (ft btoc) | Free Product Thickness (ft) | Groundwater Elevation[2] (ft btoc) |
|---|---|---|---|---|---|---|
| RW-26 | 725.72 | 11/30/2021 | 31.05 | 31.07 | 0.02 | 694.66 |
| RW-26 | 725.72 | 12/28/2021 | ND | 31.42 | 0.00 | 694.30 |
| RW-27 | 722.46 | 9/13/2020 | ND | 35.08 | 0.00 | 687.38 |
| RW-27 | 722.46 | 9/14/2020 | ND | 35.09 | 0.00 | 687.37 |
| RW-27 | 722.46 | 9/18/2020 | ND | 35.20 | 0.00 | 687.26 |
| RW-27 | 722.46 | 10/9/2020 | ND | 35.23 | 0.00 | 687.23 |
| RW-27 | 722.46 | 10/19/2020 | 35.23 | 35.43 | 0.20 | 687.18 |
| RW-27 | 722.46 | 11/9/2020 | 34.36 | 39.20 | 4.84 | 686.80 |
| RW-27 | 722.46 | 11/23/2020 | 31.27 | 40.65 | 9.38 | 688.68 |
| RW-27 | 722.46 | 12/26/2020 | 29.90 | 44.02 | 14.12 | 688.78 |
| RW-27 | 722.46 | 2/1/2021 | 32.68 | 44.18 | 11.50 | 686.70 |
| RW-27 | 722.46 | 3/4/2021 | 32.70 | 41.71 | 9.01 | 687.35 |
| RW-27 | 722.46 | 4/1/2021 | 33.23 | 40.77 | 7.54 | 687.21 |
| RW-27 | 722.46 | 4/29/2021 | 33.81 | 39.72 | 5.91 | 687.07 |
| RW-27 | 722.46 | 5/26/2021 | 34.17 | 38.54 | 4.37 | 687.12 |
| RW-27 | 722.46 | 6/9/2021 | 34.46 | 38.38 | 3.92 | 686.95 |
| RW-27 | 722.46 | 7/1/2021 | 35.22 | 37.68 | 2.46 | 686.58 |
| RW-27 | 722.46 | 7/14/2021 | 34.99 | 38.35 | 3.36 | 686.57 |
| RW-27 | 722.46 | 7/28/2021 | 35.35 | 39.03 | 3.68 | 686.12 |
| RW-27 | 722.46 | 8/26/2021 | 36.84 | 39.87 | 3.03 | 684.81 |
| RW-27 | 722.46 | 9/16/2021 | 39.48 | 39.51 | 0.03 | 682.97 |
| RW-27 | 722.46 | 9/23/2021 | 39.86 | 40.05 | 0.19 | 682.55 |
| RW-27 | 722.46 | 10/27/2021 | 39.42 | 42.77 | 3.35 | 682.14 |
| RW-27 | 722.46 | 11/30/2021 | 42.47 | 46.57 | 4.10 | 678.89 |
| RW-27 | 722.46 | 12/28/2021 | 43.68 | 45.09 | 1.41 | 678.40 |
| RW-28 | 733.88 | 9/11/2020 | 38.13 | 39.31 | 1.18 | 695.43 |
| RW-28 | 733.88 | 9/12/2020 | ND | 37.12 | 0.00 | 696.76 |
| RW-28 | 733.88 | 9/13/2020 | 35.84 | 45.27 | 9.43 | 695.51 |
| RW-28 | 733.88 | 9/14/2020 | 34.45 | 48.33 | 13.88 | 695.71 |
| RW-28 | 733.88 | 9/18/2020 | 35.70 | 36.25 | 0.55 | 698.03 |
| RW-28 | 733.88 | 9/28/2020 | 33.95 | 35.85 | 1.90 | 699.42 |
| RW-28 | 733.88 | 10/2/2020 | 34.05 | 35.47 | 1.42 | 699.45 |
| RW-28 | 733.88 | 10/5/2020 | 34.15 | 35.50 | 1.35 | 699.36 |
| RW-28 | 733.88 | 10/19/2020 | 31.30 | 42.74 | 11.44 | 699.51 |
| RW-28 | 733.88 | 11/9/2020 | 32.60 | 40.70 | 8.10 | 699.11 |
| RW-28 | 733.88 | 11/23/2020 | 33.00 | 40.10 | 7.10 | 698.98 |
| RW-28 | 733.88 | 12/26/2020 | 38.17 | 45.08 | 6.91 | 693.86 |
| RW-28 | 733.88 | 2/1/2021 | 34.12 | 39.01 | 4.89 | 698.45 |
| RW-28 | 729.51 | 3/4/2021 | 36.16 | 36.23 | 0.07 | 693.33 |
| RW-28 | 729.51 | 4/1/2021 | ND | 35.98 | 0.00 | 693.53 |
| RW-28 | 729.51 | 4/29/2021 | 35.98 | 36.40 | 0.42 | 693.42 |
| RW-28 | 729.51 | 5/26/2021 | 37.14 | 37.56 | 0.42 | 692.26 |
| RW-28 | 729.51 | 6/9/2021 | ND | 37.66 | 0.00 | 691.85 |
| RW-28 | 729.51 | 7/1/2021 | 38.33 | 38.56 | 0.23 | 691.12 |
| RW-28 | 729.51 | 7/14/2021 | 38.92 | 39.28 | 0.36 | 690.49 |

**Table 4**
**Summary of Recovery Well Gauging Data**

Colonial Pipeline Company
2020-L1-SR2448
Huntersville, North Carolina

| Well ID | Top Of Casing Elevation[1] | Date | Depth to Free Product (ft btoc) | Depth to Groundwater (ft btoc) | Free Product Thickness (ft) | Groundwater Elevation[2] (ft btoc) |
|---|---|---|---|---|---|---|
| RW-28 | 729.51 | 7/28/2021 | 39.09 | 39.11 | 0.02 | 690.41 |
| RW-28 | 729.51 | 8/26/2021 | 39.65 | 39.76 | 0.11 | 689.83 |
| RW-28 | 729.51 | 9/16/2021 | 40.05 | 40.33 | 0.28 | 689.39 |
| RW-28 | 729.51 | 9/23/2021 | 40.12 | 40.35 | 0.23 | 689.33 |
| RW-28 | 729.51 | 10/27/2021 | 40.89 | 40.98 | 0.09 | 688.60 |
| RW-28 | 729.51 | 11/30/2021 | 41.34 | 41.46 | 0.12 | 688.14 |
| RW-28 | 729.51 | 12/28/2021 | ND | 41.75 | 0.00 | 687.76 |
| RW-29 | 721.84 | 9/13/2020 | 26.80 | 45.11 | 18.31 | 690.14 |
| RW-29 | 721.84 | 9/14/2020 | 28.36 | 38.80 | 10.44 | 690.69 |
| RW-29 | 721.84 | 9/18/2020 | 29.00 | 43.00 | 14.00 | 689.09 |
| RW-29 | 721.84 | 9/28/2020 | 26.95 | 35.85 | 8.90 | 692.51 |
| RW-29 | 721.84 | 10/2/2020 | 27.10 | 47.00 | 19.90 | 689.42 |
| RW-29 | 721.84 | 10/6/2020 | 27.32 | 45.90 | 18.58 | 689.55 |
| RW-29 | 721.84 | 10/19/2020 | 27.68 | 47.65 | 19.97 | 688.82 |
| RW-29 | 721.84 | 11/9/2020 | 28.35 | 47.89 | 19.54 | 688.26 |
| RW-29 | 721.84 | 11/23/2020 | 28.65 | 48.30 | 19.65 | 687.93 |
| RW-29 | 721.84 | 12/26/2020 | 27.56 | 44.11 | 16.55 | 689.85 |
| RW-29 | 721.84 | 2/1/2021 | Dry | Dry | Dry | Dry |
| RW-29 | 721.84 | 3/4/2021 | 30.18 | 39.65 | 9.47 | 689.13 |
| RW-29 | 719.80 | 4/1/2021 | 30.96 | 37.82 | 6.86 | 687.00 |
| RW-29 | 719.80 | 4/29/2021 | 31.49 | 36.20 | 4.71 | 687.05 |
| RW-29 | 719.80 | 5/26/2021 | 32.97 | 34.00 | 1.03 | 686.55 |
| RW-29 | 719.80 | 6/9/2021 | 33.26 | 34.09 | 0.83 | 686.32 |
| RW-29 | 719.80 | 7/1/2021 | 33.82 | 34.57 | 0.75 | 685.78 |
| RW-29 | 719.80 | 7/14/2021 | 34.02 | 34.73 | 0.71 | 685.59 |
| RW-29 | 719.80 | 7/28/2021 | 34.58 | 35.21 | 0.63 | 685.05 |
| RW-29 | 719.80 | 8/26/2021 | 35.61 | 36.68 | 1.07 | 683.90 |
| RW-29 | 719.80 | 9/16/2021 | 35.87 | 39.51 | 3.64 | 682.96 |
| RW-29 | 719.80 | 9/23/2021 | 36.19 | 36.74 | 0.55 | 683.46 |
| RW-29 | 719.80 | 10/27/2021 | 37.74 | 39.48 | 1.74 | 681.59 |
| RW-29 | 719.80 | 11/30/2021 | 40.18 | 42.41 | 2.23 | 679.02 |
| RW-29 | 719.80 | 12/28/2021 | 40.44 | 44.35 | 3.91 | 678.31 |
| RW-30 | 719.60 | 9/14/2020 | 23.60 | 26.95 | 3.35 | 695.10 |
| RW-30 | 719.60 | 9/28/2020 | 22.33 | 37.10 | 14.77 | 693.32 |
| RW-30 | 719.60 | 10/2/2020 | 24.30 | 31.40 | 7.10 | 693.40 |
| RW-30 | 719.60 | 10/6/2020 | 24.92 | 33.15 | 8.23 | 692.48 |
| RW-30 | 719.60 | 10/19/2020 | 22.26 | 41.10 | 18.84 | 692.30 |
| RW-30 | 719.60 | 11/9/2020 | 22.74 | 41.49 | 18.75 | 691.84 |
| RW-30 | 719.60 | 11/23/2020 | 23.15 | 41.50 | 18.35 | 691.54 |
| RW-30 | 719.60 | 12/26/2020 | 21.67 | 39.21 | 17.54 | 693.24 |
| RW-30 | 719.60 | 2/1/2021 | 22.84 | 35.00 | 12.16 | 693.51 |
| RW-30 | 719.60 | 3/4/2021 | 22.33 | 31.71 | 9.38 | 694.76 |
| RW-30 | 717.30 | 4/1/2021 | 22.89 | 28.80 | 5.91 | 692.83 |
| RW-30 | 717.30 | 4/29/2021 | 23.52 | 27.15 | 3.63 | 692.81 |
| RW-30 | 717.30 | 5/26/2021 | 24.88 | 26.95 | 2.07 | 691.87 |

**Table 4**
**Summary of Recovery Well Gauging Data**

Colonial Pipeline Company
2020-L1-SR2448
Huntersville, North Carolina

| Well ID | Top Of Casing Elevation[1] | Date | Depth to Free Product (ft btoc) | Depth to Groundwater (ft btoc) | Free Product Thickness (ft) | Groundwater Elevation[2] (ft btoc) |
|---|---|---|---|---|---|---|
| RW-30 | 717.30 | 6/9/2021 | 25.43 | 26.96 | 1.53 | 691.46 |
| RW-30 | 717.30 | 7/1/2021 | 26.25 | 27.04 | 0.79 | 690.84 |
| RW-30 | 717.30 | 7/14/2021 | 26.81 | 27.44 | 0.63 | 690.32 |
| RW-30 | 717.30 | 7/28/2021 | 27.58 | 28.09 | 0.51 | 689.58 |
| RW-30 | 717.30 | 8/26/2021 | 29.1 | 30.09 | 0.99 | 687.94 |
| RW-30 | 717.30 | 9/16/2021 | 30.51 | 30.62 | 0.11 | 686.76 |
| RW-30 | 717.30 | 9/23/2021 | 30.75 | 31.03 | 0.28 | 686.48 |
| RW-30 | 717.30 | 10/27/2021 | 31.49 | 35.52 | 4.03 | 684.73 |
| RW-30 | 717.30 | 11/30/2021 | 31.43 | NW | 7.87 | N/A |
| RW-30 | 717.30 | 12/28/2021 | 33.54 | NW | 5.76 | N/A |
| RW-31 | 716.23 | 9/14/2020 | 27.38 | 28.66 | 1.28 | 688.51 |
| RW-31 | 716.23 | 9/28/2020 | 23.25 | 43.45 | 20.20 | 687.57 |
| RW-31 | 716.23 | 10/2/2020 | 26.30 | 35.40 | 9.10 | 687.49 |
| RW-31 | 716.23 | 10/6/2020 | 24.99 | 36.40 | 11.41 | 688.18 |
| RW-31 | 716.23 | 10/19/2020 | 22.55 | 46.14 | 23.59 | 687.37 |
| RW-31 | 716.23 | 11/9/2020 | 22.74 | 48.18 | 25.44 | 686.68 |
| RW-31 | 716.23 | 11/23/2020 | 22.91 | NW | >25.16 | N/A |
| RW-31 | 716.23 | 12/26/2020 | 21.08 | 46.13 | 25.05 | 688.44 |
| RW-31 | 716.23 | 2/1/2021 | 22.42 | 46.16 | 23.74 | 687.46 |
| RW-31 | 716.23 | 3/4/2021 | 22.31 | NW | >23.69 | N/A |
| RW-31 | 714.14 | 4/1/2021 | 25.65 | 43.79 | 18.14 | 683.64 |
| RW-31 | 714.14 | 4/29/2021 | 27.16 | 36.59 | 9.43 | 684.46 |
| RW-31 | 714.14 | 5/26/2021 | 28.82 | 31.90 | 3.08 | 684.50 |
| RW-31 | 714.14 | 6/9/2021 | 29.12 | 31.72 | 2.60 | 684.32 |
| RW-31 | 714.14 | 7/1/2021 | 29.72 | 31.67 | 1.95 | 683.90 |
| RW-31 | 714.14 | 7/14/2021 | 29.74 | 32.31 | 2.57 | 683.71 |
| RW-31 | 714.14 | 7/28/2021 | 30.48 | 34.25 | 3.77 | 682.65 |
| RW-31 | 714.14 | 8/26/2021 | 32.30 | 37.94 | 5.64 | 680.33 |
| RW-31 | 714.14 | 9/16/2021 | 33.37 | 39.17 | 5.80 | 679.22 |
| RW-31 | 714.14 | 9/23/2021 | 33.94 | 39.37 | 5.43 | 678.75 |
| RW-31 | 714.14 | 10/27/2021 | 36.72 | 39.49 | 2.77 | 676.68 |
| RW-31 | 714.14 | 11/30/2021 | 40.33 | 41.39 | 1.06 | 673.53 |
| RW-31 | 714.14 | 12/28/2021 | 41.19 | 42.35 | 1.16 | 672.64 |
| RW-32 | 716.45 | 9/28/2020 | 26.65 | 38.78 | 12.13 | 686.55 |
| RW-32 | 716.45 | 10/2/2020 | 27.50 | 36.95 | 9.45 | 686.42 |
| RW-32 | 716.45 | 10/6/2020 | 27.31 | 33.30 | 5.99 | 687.53 |
| RW-32 | 716.45 | 10/8/2020 | 27.31 | 33.30 | 5.99 | 687.53 |
| RW-32 | 716.45 | 10/19/2020 | 26.89 | 39.24 | 12.35 | 686.25 |
| RW-32 | 716.45 | 11/9/2020 | 27.04 | 40.14 | 13.10 | 685.90 |
| RW-32 | 716.45 | 11/23/2020 | 27.15 | 40.37 | 13.22 | 685.76 |
| RW-32 | 716.45 | 12/26/2020 | 25.31 | 39.55 | 14.24 | 687.32 |
| RW-32 | 716.45 | 2/1/2021 | 28.39 | 40.42 | 12.03 | 684.84 |
| RW-32 | 716.45 | 3/4/2021 | 28.18 | 38.28 | 10.10 | 685.56 |
| RW-32 | 716.45 | 4/1/2021 | 29.62 | 36.99 | 7.37 | 684.85 |
| RW-32 | 716.45 | 4/29/2021 | 30.59 | 35.51 | 4.92 | 684.54 |

**Table 4**
**Summary of Recovery Well Gauging Data**

Colonial Pipeline Company
2020-L1-SR2448
Huntersville, North Carolina

| Well ID | Top Of Casing Elevation[1] | Date | Depth to Free Product (ft btoc) | Depth to Groundwater (ft btoc) | Free Product Thickness (ft) | Groundwater Elevation[2] (ft btoc) |
|---|---|---|---|---|---|---|
| RW-32 | 716.45 | 5/26/2021 | 30.65 | 34.23 | 3.58 | 684.84 |
| RW-32 | 716.45 | 6/9/2021 | 31.06 | 34.11 | 3.05 | 684.57 |
| RW-32 | 716.45 | 7/1/2021 | 31.33 | 34.24 | 2.91 | 684.34 |
| RW-32 | 716.45 | 7/14/2021 | 31.21 | 34.27 | 3.06 | 684.42 |
| RW-32 | 716.45 | 7/28/2021 | 32.17 | 34.48 | 2.31 | 683.66 |
| RW-32 | 716.45 | 8/26/2021 | 34.00 | 36.36 | 2.36 | 681.81 |
| RW-32 | 716.45 | 9/16/2021 | 34.77 | 37.83 | 3.06 | 680.86 |
| RW-32 | 716.45 | 9/23/2021 | 35.40 | 38.36 | 2.96 | 680.25 |
| RW-32 | 716.45 | 10/27/2021 | 36.76 | 39.66 | 2.90 | 678.91 |
| RW-32 | 716.45 | 11/30/2021 | 40.75 | 41.58 | 0.83 | 675.47 |
| RW-32 | 716.45 | 12/28/2021 | 41.02 | 42.66 | 1.64 | 674.99 |
| RW-33 | 716.59 | 9/28/2020 | ND | 31.60 | 0.00 | 684.99 |
| RW-33 | 716.59 | 10/9/2020 | ND | 30.88 | 0.00 | 685.71 |
| RW-33 | 716.59 | 10/19/2020 | ND | 30.90 | 0.00 | 685.69 |
| RW-33 | 716.59 | 11/9/2020 | ND | 31.24 | 0.00 | 685.35 |
| RW-33 | 716.59 | 11/23/2020 | 31.25 | 31.31 | 0.06 | 685.32 |
| RW-33 | 716.59 | 12/26/2020 | 31.33 | 32.34 | 1.01 | 684.99 |
| RW-33 | 716.59 | 2/1/2021 | 29.70 | 38.67 | 8.97 | 684.49 |
| RW-33 | 716.59 | 3/4/2021 | 29.94 | 35.54 | 5.60 | 685.15 |
| RW-33 | 716.59 | 4/1/2021 | 29.92 | 37.13 | 7.21 | 684.74 |
| RW-33 | 716.59 | 4/29/2021 | 30.58 | 37.00 | 6.42 | 684.29 |
| RW-33 | 716.59 | 5/26/2021 | 30.50 | 36.46 | 5.96 | 684.50 |
| RW-33 | 716.59 | 6/9/2021 | 30.77 | 36.74 | 5.97 | 684.22 |
| RW-33 | 716.59 | 7/1/2021 | 31.20 | 36.72 | 5.52 | 683.91 |
| RW-33 | 716.59 | 7/14/2021 | 31.27 | 36.38 | 5.11 | 683.95 |
| RW-33 | 716.59 | 7/28/2021 | 31.82 | 37.49 | 5.67 | 683.25 |
| RW-33 | 716.59 | 8/26/2021 | 33.83 | 38.43 | 4.60 | 681.53 |
| RW-33 | 716.59 | 9/16/2021 | 36.13 | 36.26 | 0.13 | 680.43 |
| RW-33 | 716.59 | 9/23/2021 | 36.71 | 37.04 | 0.33 | 679.79 |
| RW-33 | 716.59 | 10/27/2021 | 38.09 | 38.45 | 0.36 | 678.40 |
| RW-33 | 716.59 | 11/30/2021 | 41.30 | 41.51 | 0.21 | 675.23 |
| RW-33 | 716.59 | 12/28/2021 | 41.70 | 41.93 | 0.23 | 674.83 |
| RW-34 | 735.92 | 9/28/2020 | 33.95 | 43.25 | 9.30 | 699.48 |
| RW-34 | 735.92 | 10/2/2020 | 42.78 | 43.50 | 0.72 | 692.94 |
| RW-34 | 735.92 | 10/7/2020 | 42.59 | 43.31 | 0.72 | 693.13 |
| RW-34 | 735.92 | 10/19/2020 | 42.64 | 43.73 | 1.09 | 692.98 |
| RW-34 | 735.92 | 11/9/2020 | 42.21 | 45.75 | 3.54 | 692.76 |
| RW-34 | 735.92 | 11/23/2020 | 41.91 | 46.26 | 4.35 | 692.84 |
| RW-34 | 735.92 | 12/26/2020 | 39.03 | 48.84 | 9.81 | 694.26 |
| RW-34 | 735.92 | 2/1/2021 | 40.58 | 48.31 | 7.73 | 693.27 |
| RW-34 | 735.92 | 3/4/2021 | 40.61 | NW | >7.89 | N/A |
| RW-34 | 735.92 | 4/1/2021 | 41.63 | 48.65 | 7.02 | 692.41 |
| RW-34 | 735.92 | 4/29/2021 | 42.06 | 48.24 | 6.18 | 692.20 |
| RW-34 | 735.92 | 5/26/2021 | 42.64 | 47.52 | 4.88 | 691.97 |
| RW-34 | 735.92 | 6/9/2021 | 42.69 | 48.14 | 5.45 | 691.77 |

**Table 4**
**Summary of Recovery Well Gauging Data**

Colonial Pipeline Company
2020-L1-SR2448
Huntersville, North Carolina

| Well ID | Top Of Casing Elevation[1] | Date | Depth to Free Product (ft btoc) | Depth to Groundwater (ft btoc) | Free Product Thickness (ft) | Groundwater Elevation[2] (ft btoc) |
|---|---|---|---|---|---|---|
| RW-34 | 735.92 | 7/1/2021 | 42.65 | 48.18 | 5.53 | 691.79 |
| RW-34 | 735.92 | 7/14/2021 | 43.62 | 47.11 | 3.49 | 691.36 |
| RW-34 | 735.92 | 7/28/2021 | 43.88 | 47.05 | 3.17 | 691.19 |
| RW-34 | 735.92 | 8/26/2021 | 44.40 | 47.35 | 2.95 | 690.73 |
| RW-34 | 735.92 | 9/16/2021 | 45.70 | 47.34 | 1.64 | 689.78 |
| RW-34 | 735.92 | 9/23/2021 | 45.96 | 47.22 | 1.26 | 689.62 |
| RW-34 | 735.92 | 10/27/2021 | 46.31 | 47.58 | 1.27 | 689.27 |
| RW-34 | 735.92 | 11/30/2021 | 47.12 | 48.52 | 1.40 | 688.42 |
| RW-34 | 735.92 | 12/28/2021 | 47.75 | 49.00 | 1.25 | 687.83 |
| RW-35 | 740.16 | 10/2/2020 | 41.25 | 53.80 | 12.55 | 695.55 |
| RW-35 | 740.16 | 10/7/2020 | 42.31 | 47.66 | 5.35 | 696.42 |
| RW-35 | 740.16 | 10/19/2020 | 40.44 | 53.16 | 12.72 | 696.32 |
| RW-35 | 740.16 | 11/9/2020 | 40.87 | 53.48 | 12.61 | 695.92 |
| RW-35 | 740.16 | 11/23/2020 | 41.56 | 53.07 | 11.51 | 695.52 |
| RW-35 | 740.16 | 12/26/2020 | 41.96 | 54.60 | 12.64 | 694.82 |
| RW-35 | 740.16 | 2/1/2021 | 43.28 | 52.67 | 9.39 | 694.37 |
| RW-35 | 740.16 | 3/4/2021 | 43.72 | 53.11 | 9.39 | 693.93 |
| RW-35 | 740.16 | 4/1/2021 | ND | 44.67 | 0.00 | 695.49 |
| RW-35 | 740.16 | 4/29/2021 | 44.91 | 53.92 | 9.01 | 692.84 |
| RW-35 | 740.16 | 5/26/2021 | 46.31 | 49.48 | 3.17 | 693.00 |
| RW-35 | 740.16 | 6/9/2021 | 46.84 | 49.43 | 2.59 | 692.63 |
| RW-35 | 740.16 | 7/1/2021 | 48.05 | 49.70 | 1.65 | 691.67 |
| RW-35 | 740.16 | 7/14/2021 | 48.56 | 49.75 | 1.19 | 691.28 |
| RW-35 | 740.16 | 7/28/2021 | 48.78 | 50.12 | 1.34 | 691.02 |
| RW-35 | 740.16 | 8/26/2021 | 49.33 | 51.09 | 1.76 | 690.36 |
| RW-35 | 740.16 | 9/16/2021 | 49.96 | 52.05 | 2.09 | 689.64 |
| RW-35 | 740.16 | 9/23/2021 | 50.16 | 52.02 | 1.86 | 689.50 |
| RW-35 | 740.16 | 10/27/2021 | 50.94 | 53.48 | 2.54 | 688.54 |
| RW-35 | 740.16 | 11/30/2021 | 51.67 | 54.62 | 2.95 | 687.70 |
| RW-35 | 740.16 | 12/28/2021 | 52.00 | 55.18 | 3.18 | 687.31 |
| RW-36 | 743.69 | 10/2/2020 | 45.00 | 58.63 | 13.63 | 695.04 |
| RW-36 | 743.69 | 10/7/2020 | 45.22 | 56.81 | 11.59 | 695.37 |
| RW-36 | 743.69 | 10/19/2020 | 45.39 | 59.40 | 14.01 | 694.55 |
| RW-36 | 743.69 | 11/9/2020 | 45.84 | 58.68 | 12.84 | 694.42 |
| RW-36 | 743.69 | 11/23/2020 | 46.10 | 59.50 | 13.40 | 694.01 |
| RW-36 | 743.69 | 12/26/2020 | 44.45 | 56.67 | 12.22 | 695.97 |
| RW-36 | 743.69 | 2/1/2021 | 46.24 | 55.27 | 9.03 | 695.03 |
| RW-36 | 741.45 | 3/4/2021 | 46.87 | 54.63 | 7.76 | 692.50 |
| RW-36 | 741.45 | 4/1/2021 | ND | 47.92 | 0.00 | 693.53 |
| RW-36 | 741.45 | 4/29/2021 | 48.28 | 53.36 | 5.08 | 691.81 |
| RW-36 | 741.45 | 5/26/2021 | 48.44 | 52.34 | 3.90 | 691.97 |
| RW-36 | 741.45 | 6/9/2021 | 48.99 | 52.77 | 3.78 | 691.45 |
| RW-36 | 741.45 | 7/1/2021 | 49.68 | 54.21 | 4.53 | 690.56 |
| RW-36 | 741.45 | 7/14/2021 | 49.85 | 54.65 | 4.80 | 690.32 |
| RW-36 | 741.45 | 7/28/2021 | 50.02 | 54.97 | 4.95 | 690.11 |

**Table 4**
**Summary of Recovery Well Gauging Data**

Colonial Pipeline Company
2020-L1-SR2448
Huntersville, North Carolina

| Well ID | Top Of Casing Elevation[1] | Date | Depth to Free Product (ft btoc) | Depth to Groundwater (ft btoc) | Free Product Thickness (ft) | Groundwater Elevation[2] (ft btoc) |
|---|---|---|---|---|---|---|
| RW-36 | 741.45 | 8/26/2021 | 50.65 | 55.55 | 4.90 | 689.49 |
| RW-36 | 741.45 | 9/16/2021 | 51.94 | 55.12 | 3.18 | 688.66 |
| RW-36 | 741.45 | 9/23/2021 | 52.35 | 54.61 | 2.26 | 688.50 |
| RW-36 | 741.45 | 10/27/2021 | 54.08 | 54.34 | 0.26 | 687.30 |
| RW-36 | 741.45 | 11/30/2021 | 55.22 | 55.58 | 0.36 | 686.13 |
| RW-36 | 741.45 | 12/28/2021 | 55.61 | 55.95 | 0.34 | 685.75 |
| RW-37 | 744.77 | 10/8/2020 | 51.74 | 53.64 | 1.90 | 692.52 |
| RW-37 | 744.77 | 10/19/2020 | 52.15 | 52.87 | 0.72 | 692.43 |
| RW-37 | 744.77 | 11/9/2020 | 51.95 | 53.65 | 1.70 | 692.37 |
| RW-37 | 744.77 | 11/23/2020 | 52.16 | 53.30 | 1.14 | 692.31 |
| RW-37 | 744.77 | 12/26/2020 | 49.85 | 52.54 | 2.69 | 694.20 |
| RW-37 | 744.77 | 2/1/2021 | 49.83 | 53.88 | 4.05 | 693.86 |
| RW-37 | 742.78 | 3/4/2021 | 50.10 | 53.06 | 2.96 | 691.89 |
| RW-37 | 742.78 | 4/1/2021 | 50.51 | 50.96 | 0.45 | 692.15 |
| RW-37 | 742.78 | 4/29/2021 | 50.79 | 51.94 | 1.15 | 691.68 |
| RW-37 | 742.78 | 5/26/2021 | 50.74 | 52.13 | 1.39 | 691.67 |
| RW-37 | 742.78 | 6/9/2021 | 51.11 | 51.81 | 0.70 | 691.48 |
| RW-37 | 742.78 | 7/1/2021 | 51.53 | 52.05 | 0.52 | 691.11 |
| RW-37 | 742.78 | 7/14/2021 | 51.65 | 52.16 | 0.51 | 690.99 |
| RW-37 | 742.78 | 7/28/2021 | 51.90 | 52.38 | 0.48 | 690.75 |
| RW-37 | 742.78 | 8/26/2021 | 52.45 | 52.86 | 0.41 | 690.22 |
| RW-37 | 742.78 | 9/16/2021 | 52.99 | 53.33 | 0.34 | 689.70 |
| RW-37 | 742.78 | 9/23/2021 | 53.10 | 53.62 | 0.52 | 689.54 |
| RW-37 | 742.78 | 10/27/2021 | 53.82 | 54.61 | 0.79 | 688.75 |
| RW-37 | 742.78 | 11/30/2021 | 54.81 | 55.41 | 0.60 | 687.81 |
| RW-37 | 742.78 | 12/28/2021 | 55.40 | 56.07 | 0.67 | 687.20 |
| RW-38 | 739.72 | 10/2/2020 | 38.70 | 49.00 | 10.30 | 698.27 |
| RW-38 | 739.72 | 10/7/2020 | 39.38 | 45.53 | 6.15 | 698.70 |
| RW-38 | 739.72 | 10/19/2020 | 38.15 | 49.55 | 11.40 | 698.52 |
| RW-38 | 739.72 | 11/9/2020 | 39.17 | 49.60 | 10.43 | 697.76 |
| RW-38 | 739.72 | 11/23/2020 | 39.71 | NW | >9.97 | N/A |
| RW-38 | 739.72 | 12/26/2020 | 38.12 | 47.70 | 9.58 | 699.04 |
| RW-38 | 739.72 | 2/1/2021 | 39.17 | 46.70 | 7.53 | 698.54 |
| RW-38 | 737.33 | 3/4/2021 | 39.92 | 47.00 | 7.08 | 695.52 |
| RW-38 | 737.33 | 4/1/2021 | ND | 41.29 | 0.00 | 696.04 |
| RW-38 | 737.33 | 4/29/2021 | 42.14 | 43.90 | 1.76 | 694.72 |
| RW-38 | 737.33 | 5/26/2021 | 42.53 | 42.95 | 0.42 | 694.69 |
| RW-38 | 737.33 | 6/9/2021 | 42.92 | 43.08 | 0.16 | 694.37 |
| RW-38 | 737.33 | 7/1/2021 | 43.38 | 43.60 | 0.22 | 693.89 |
| RW-38 | 737.33 | 7/14/2021 | 43.77 | 43.91 | 0.14 | 693.52 |
| RW-38 | 737.33 | 7/28/2021 | 44.14 | 44.36 | 0.22 | 693.13 |
| RW-38 | 737.33 | 8/26/2021 | 44.80 | 44.95 | 0.15 | 692.49 |
| RW-38 | 737.33 | 9/16/2021 | 45.23 | 45.93 | 0.70 | 691.91 |
| RW-38 | 737.33 | 9/23/2021 | 45.35 | 46.09 | 0.74 | 691.78 |
| RW-38 | 737.33 | 10/27/2021 | 45.77 | 47.04 | 1.27 | 691.22 |

**Table 4**
**Summary of Recovery Well Gauging Data**

Colonial Pipeline Company
2020-L1-SR2448
Huntersville, North Carolina

| Well ID | Top Of Casing Elevation[1] | Date | Depth to Free Product (ft btoc) | Depth to Groundwater (ft btoc) | Free Product Thickness (ft) | Groundwater Elevation[2] (ft btoc) |
|---|---|---|---|---|---|---|
| RW-38 | 737.33 | 11/30/2021 | Dry | Dry | Dry | Dry |
| RW-38 | 737.33 | 12/28/2021 | Dry | Dry | Dry | Dry |
| RW-39 | 721.77 | 10/8/2020 | ND | 32.44 | 0.00 | 689.33 |
| RW-39 | 721.77 | 10/19/2020 | 32.49 | 32.66 | 0.17 | 689.24 |
| RW-39 | 721.77 | 11/9/2020 | 32.47 | 32.64 | 0.17 | 689.26 |
| RW-39 | 721.77 | 11/23/2020 | ND | 32.41 | 0.00 | 689.36 |
| RW-39 | 721.77 | 12/26/2020 | 32.34 | 32.49 | 0.15 | 689.39 |
| RW-39 | 721.77 | 1/19/2021 | 32.70 | 32.81 | 0.11 | 689.04 |
| RW-39 | 721.77 | 1/25/2021 | 32.63 | 32.79 | 0.16 | 689.10 |
| RW-39 | 721.77 | 2/1/2021 | 32.45 | 32.60 | 0.15 | 689.28 |
| RW-39 | 721.77 | 2/8/2021 | 33.05 | 33.14 | 0.09 | 688.70 |
| RW-39 | 721.77 | 2/16/2021 | 32.68 | 32.75 | 0.07 | 689.07 |
| RW-39 | 721.77 | 2/22/2021 | 32.51 | 32.56 | 0.05 | 689.25 |
| RW-39 | 721.77 | 3/4/2021 | 32.22 | 32.40 | 0.18 | 689.50 |
| RW-39 | 721.77 | 3/8/2021 | 32.60 | 32.65 | 0.05 | 689.16 |
| RW-39 | 721.77 | 3/15/2021 | 32.55 | 32.60 | 0.05 | 689.21 |
| RW-39 | 721.77 | 3/22/2021 | 32.43 | 32.46 | 0.03 | 689.33 |
| RW-39 | 721.77 | 4/1/2021 | 32.12 | 32.15 | 0.03 | 689.64 |
| RW-39 | 721.77 | 4/12/2021 | 32.20 | 32.24 | 0.04 | 689.56 |
| RW-39 | 721.77 | 4/19/2021 | 32.20 | 32.22 | 0.02 | 689.56 |
| RW-39 | 721.77 | 4/29/2021 | 31.88 | 31.89 | 0.01 | 689.89 |
| RW-39 | 721.77 | 5/3/2021 | 32.06 | 32.09 | 0.03 | 689.70 |
| RW-39 | 721.77 | 5/10/2021 | 33.00 | 33.03 | 0.03 | 688.76 |
| RW-39 | 721.77 | 5/18/2021 | 31.99 | 32.02 | 0.03 | 689.77 |
| RW-39 | 721.77 | 5/26/2021 | 31.88 | 31.90 | 0.02 | 689.88 |
| RW-39 | 721.77 | 5/31/2021 | 32.17 | 32.20 | 0.03 | 689.59 |
| RW-39 | 721.77 | 6/7/2021 | 32.25 | 32.29 | 0.04 | 689.51 |
| RW-39 | 721.77 | 6/14/2021 | 32.28 | 32.31 | 0.03 | 689.48 |
| RW-39 | 721.77 | 6/21/2021 | 32.46 | 32.49 | 0.03 | 689.30 |
| RW-39 | 721.77 | 7/1/2021 | 32.46 | 32.54 | 0.08 | 689.29 |
| RW-39 | 721.77 | 7/6/2021 | 33.88 | 33.92 | 0.04 | 687.88 |
| RW-39 | 721.77 | 7/14/2021 | 32.81 | 32.89 | 0.08 | 688.94 |
| RW-39 | 721.77 | 7/28/2021 | 33.29 | 33.38 | 0.09 | 688.46 |
| RW-39 | 721.77 | 8/2/2021 | 33.82 | 33.91 | 0.09 | 687.93 |
| RW-39 | 721.77 | 8/16/2021 | 33.88 | 34.72 | 0.84 | 687.67 |
| RW-39 | 721.77 | 8/26/2021 | 33.58 | 35.58 | 2.00 | 687.65 |
| RW-39 | 721.77 | 8/30/2021 | 33.80 | 36.07 | 2.27 | 687.36 |
| RW-39 | 721.77 | 9/16/2021 | 32.02 | 33.03 | 1.01 | 689.48 |
| RW-39 | 721.77 | 9/23/2021 | 32.21 | 33.09 | 0.88 | 689.32 |
| RW-39 | 721.77 | 10/27/2021 | 32.94 | 34.11 | 1.17 | 688.52 |
| RW-39 | 719.36 | 11/30/2021 | 33.52 | 35.10 | 1.58 | 685.42 |
| RW-39 | 719.36 | 12/28/2021 | 34.51 | 35.23 | 0.72 | 684.66 |
| RW-40 | 722.94 | 10/8/2020 | ND | 33.34 | 0.00 | 689.60 |
| RW-40 | 722.94 | 10/19/2020 | ND | 33.50 | 0.00 | 689.44 |
| RW-40 | 722.94 | 11/9/2020 | ND | 33.42 | 0.00 | 689.52 |

**Table 4**
**Summary of Recovery Well Gauging Data**

Colonial Pipeline Company
2020-L1-SR2448
Huntersville, North Carolina

| Well ID | Top Of Casing Elevation[1] | Date | Depth to Free Product (ft btoc) | Depth to Groundwater (ft btoc) | Free Product Thickness (ft) | Groundwater Elevation[2] (ft btoc) |
|---|---|---|---|---|---|---|
| RW-40 | 722.94 | 11/23/2020 | ND | 32.57 | 0.00 | 690.37 |
| RW-40 | 722.94 | 12/26/2020 | ND | 33.30 | 0.00 | 689.64 |
| RW-40 | 722.94 | 1/19/2021 | ND | 33.76 | 0.00 | 689.18 |
| RW-40 | 722.94 | 1/25/2021 | ND | 33.69 | 0.00 | 689.25 |
| RW-40 | 722.94 | 2/1/2021 | ND | 33.47 | 0.00 | 689.47 |
| RW-40 | 722.94 | 2/8/2021 | ND | 34.11 | 0.00 | 688.83 |
| RW-40 | 722.94 | 2/16/2021 | ND | 33.72 | 0.00 | 689.22 |
| RW-40 | 722.94 | 2/22/2021 | ND | 33.57 | 0.00 | 689.37 |
| RW-40 | 722.94 | 3/4/2021 | ND | 33.38 | 0.00 | 689.56 |
| RW-40 | 722.94 | 3/8/2021 | ND | 33.64 | 0.00 | 689.30 |
| RW-40 | 722.94 | 3/16/2021 | ND | 33.67 | 0.00 | 689.27 |
| RW-40 | 722.94 | 3/22/2021 | ND | 33.50 | 0.00 | 689.44 |
| RW-40 | 722.94 | 4/1/2021 | ND | 33.15 | 0.00 | 689.79 |
| RW-40 | 722.94 | 4/12/2021 | ND | 33.28 | 0.00 | 689.66 |
| RW-40 | 722.94 | 4/19/2021 | ND | 33.26 | 0.00 | 689.68 |
| RW-40 | 722.94 | 4/29/2021 | ND | 32.91 | 0.00 | 690.03 |
| RW-40 | 722.94 | 5/3/2021 | ND | 33.08 | 0.00 | 689.86 |
| RW-40 | 722.94 | 5/18/2021 | ND | 32.95 | 0.00 | 689.99 |
| RW-40 | 722.94 | 5/26/2021 | ND | 32.82 | 0.00 | 690.12 |
| RW-40 | 722.94 | 5/31/2021 | ND | 33.15 | 0.00 | 689.79 |
| RW-40 | 722.94 | 6/7/2021 | ND | 33.21 | 0.00 | 689.73 |
| RW-40 | 722.94 | 6/14/2021 | ND | 33.25 | 0.00 | 689.69 |
| RW-40 | 722.94 | 6/21/2021 | ND | 33.38 | 0.00 | 689.56 |
| RW-40 | 722.94 | 7/1/2021 | ND | 33.34 | 0.00 | 689.60 |
| RW-40 | 722.94 | 7/6/2021 | ND | 33.84 | 0.00 | 689.10 |
| RW-40 | 722.94 | 7/14/2021 | ND | 33.77 | 0.00 | 689.17 |
| RW-40 | 722.94 | 7/28/2021 | ND | 34.17 | 0.00 | 688.77 |
| RW-40 | 722.94 | 8/2/2021 | ND | 34.64 | 0.00 | 688.30 |
| RW-40 | 722.94 | 8/16/2021 | ND | 34.93 | 0.00 | 688.01 |
| RW-40 | 722.94 | 8/26/2021 | ND | 34.87 | 0.00 | 688.07 |
| RW-40 | 722.94 | 8/30/2021 | ND | 35.23 | 0.00 | 687.71 |
| RW-40 | 722.94 | 9/23/2021 | ND | 35.66 | 0.00 | 687.28 |
| RW-40 | 722.94 | 10/6/2021 | ND | 36.21 | 0.00 | 686.73 |
| RW-40 | 722.94 | 10/12/2021 | ND | 36.43 | 0.00 | 686.51 |
| RW-40 | 722.94 | 10/18/2021 | ND | 36.54 | 0.00 | 686.40 |
| RW-40 | 722.94 | 10/27/2021 | ND | 36.39 | 0.00 | 686.55 |
| RW-40 | 722.94 | 11/1/2021 | ND | 36.56 | 0.00 | 686.38 |
| RW-40 | 722.94 | 11/15/2021 | ND | 36.77 | 0.00 | 686.17 |
| RW-40 | 722.94 | 11/22/2021 | ND | 36.95 | 0.00 | 685.99 |
| RW-40 | 722.94 | 11/30/2021 | ND | 37.15 | 0.00 | 685.79 |
| RW-40 | 722.94 | 12/6/2021 | ND | 37.20 | 0.00 | 685.74 |
| RW-40 | 722.94 | 12/13/2021 | ND | 37.47 | 0.00 | 685.47 |
| RW-40 | 722.94 | 12/20/2021 | ND | 37.65 | 0.00 | 685.29 |
| RW-40 | 722.94 | 12/28/2021 | ND | 37.72 | 0.00 | 685.22 |
| RW-40 | 722.94 | 1/4/2021 | ND | 38.22 | 0.00 | 684.72 |

**Table 4**
**Summary of Recovery Well Gauging Data**

Colonial Pipeline Company
2020-L1-SR2448
Huntersville, North Carolina

| Well ID | Top Of Casing Elevation[1] | Date | Depth to Free Product (ft btoc) | Depth to Groundwater (ft btoc) | Free Product Thickness (ft) | Groundwater Elevation[2] (ft btoc) |
|---|---|---|---|---|---|---|
| RW-40 | 722.94 | 1/10/2022 | ND | 38.40 | 0.00 | 684.54 |
| RW-41 | 735.51 | 11/23/2020 | Dry | Dry | Dry | Dry |
| RW-41 | 735.51 | 12/26/2020 | Dry | Dry | Dry | Dry |
| RW-41 | 735.51 | 2/1/2021 | Dry | Dry | Dry | Dry |
| RW-41 | 735.51 | 3/4/2021 | Dry | Dry | Dry | Dry |
| RW-41 | 735.51 | 4/1/2021 | Dry | Dry | Dry | Dry |
| RW-41 | 735.51 | 4/12/2021 | Dry | Dry | Dry | Dry |
| RW-41 | 735.51 | 4/19/2021 | Dry | Dry | Dry | Dry |
| RW-41 | 735.51 | 4/29/2021 | Dry | Dry | Dry | Dry |
| RW-41 | 735.51 | 5/3/2021 | Dry | Dry | Dry | Dry |
| RW-41 | 735.51 | 5/10/2021 | Dry | Dry | Dry | Dry |
| RW-41 | 735.51 | 5/18/2021 | Dry | Dry | Dry | Dry |
| RW-41 | 735.51 | 5/26/2021 | Dry | Dry | Dry | Dry |
| RW-41 | 735.51 | 5/31/2021 | Dry | Dry | Dry | Dry |
| RW-41 | 735.51 | 6/9/2021 | Dry | Dry | Dry | Dry |
| RW-41 | 735.51 | 6/14/2021 | Dry | Dry | Dry | Dry |
| RW-41 | 735.51 | 6/21/2021 | Dry | Dry | Dry | Dry |
| RW-41 | 735.51 | 7/1/2021 | Dry | Dry | Dry | Dry |
| RW-41 | 735.51 | 7/6/2021 | Dry | Dry | Dry | Dry |
| RW-41 | 735.51 | 7/14/2021 | Dry | Dry | Dry | Dry |
| RW-41 | 735.51 | 7/28/2021 | Dry | Dry | Dry | Dry |
| RW-41 | 735.51 | 8/2/2021 | Dry | Dry | Dry | Dry |
| RW-41 | 735.51 | 8/16/2021 | Dry | Dry | Dry | Dry |
| RW-41 | 735.51 | 8/26/2021 | Dry | Dry | Dry | Dry |
| RW-41 | 735.51 | 8/30/2021 | Dry | Dry | Dry | Dry |
| RW-41 | 735.51 | 9/16/2021 | Dry | Dry | Dry | Dry |
| RW-41 | 735.51 | 9/23/2021 | Dry | Dry | Dry | Dry |
| RW-41 | 735.51 | 10/6/2021 | Dry | Dry | Dry | Dry |
| RW-41 | 735.51 | 10/12/2021 | Dry | Dry | Dry | Dry |
| RW-41 | 735.51 | 10/27/2021 | Dry | Dry | Dry | Dry |
| RW-41 | 735.51 | 11/1/2021 | Dry | Dry | Dry | Dry |
| RW-41 | 735.51 | 11/15/2021 | Dry | Dry | Dry | Dry |
| RW-41 | 735.51 | 11/22/2021 | Dry | Dry | Dry | Dry |
| RW-41 | 735.51 | 11/30/2021 | Dry | Dry | Dry | Dry |
| RW-41 | 735.51 | 12/6/2021 | Dry | Dry | Dry | Dry |
| RW-41 | 735.51 | 12/13/2021 | Dry | Dry | Dry | Dry |
| RW-41 | 735.51 | 12/20/2021 | Dry | Dry | Dry | Dry |
| RW-41 | 735.51 | 12/28/2021 | Dry | Dry | Dry | Dry |
| RW-41 | 735.51 | 1/4/2021 | Dry | Dry | Dry | Dry |
| RW-41 | 735.51 | 1/10/2022 | Dry | Dry | Dry | Dry |
| RW-42 | 733.80 | 11/23/2020 | Dry | Dry | Dry | Dry |
| RW-42 | 733.80 | 12/26/2020 | Dry | Dry | Dry | Dry |
| RW-42 | 733.80 | 1/25/2021 | Dry | Dry | Dry | Dry |
| RW-42 | 733.80 | 2/1/2021 | Dry | Dry | Dry | Dry |
| RW-42 | 733.80 | 2/8/2021 | Dry | Dry | Dry | Dry |

**Table 4**
**Summary of Recovery Well Gauging Data**

Colonial Pipeline Company
2020-L1-SR2448
Huntersville, North Carolina

| Well ID | Top Of Casing Elevation[1] | Date | Depth to Free Product (ft btoc) | Depth to Groundwater (ft btoc) | Free Product Thickness (ft) | Groundwater Elevation[2] (ft btoc) |
|---|---|---|---|---|---|---|
| RW-42 | 733.80 | 3/4/2021 | Dry | Dry | Dry | Dry |
| RW-42 | 733.80 | 4/1/2021 | ND | 31.29 | 0.00 | 702.51 |
| RW-42 | 733.80 | 4/12/2021 | ND | 31.32 | 0.00 | 702.48 |
| RW-42 | 733.80 | 4/19/2021 | Dry | Dry | Dry | Dry |
| RW-42 | 733.80 | 4/29/2021 | Dry | Dry | Dry | Dry |
| RW-42 | 733.80 | 5/3/2021 | Dry | Dry | Dry | Dry |
| RW-42 | 733.80 | 5/10/2021 | Dry | Dry | Dry | Dry |
| RW-42 | 733.80 | 5/18/2021 | Dry | Dry | Dry | Dry |
| RW-42 | 733.80 | 5/26/2021 | Dry | Dry | Dry | Dry |
| RW-42 | 733.80 | 5/31/2021 | Dry | Dry | Dry | Dry |
| RW-42 | 733.80 | 6/9/2021 | Dry | Dry | Dry | Dry |
| RW-42 | 733.80 | 6/14/2021 | Dry | Dry | Dry | Dry |
| RW-42 | 733.80 | 6/21/2021 | Dry | Dry | Dry | Dry |
| RW-42 | 733.80 | 7/1/2021 | Dry | Dry | Dry | Dry |
| RW-42 | 733.80 | 7/6/2021 | Dry | Dry | Dry | Dry |
| RW-42 | 733.80 | 7/14/2021 | Dry | Dry | Dry | Dry |
| RW-42 | 734.80 | 7/28/2021 | Dry | Dry | Dry | Dry |
| RW-42 | 734.80 | 8/2/2021 | Dry | Dry | Dry | Dry |
| RW-42 | 734.80 | 8/16/2021 | Dry | Dry | Dry | Dry |
| RW-42 | 734.80 | 8/26/2021 | Dry | Dry | Dry | Dry |
| RW-42 | 734.80 | 8/30/2021 | Dry | Dry | Dry | Dry |
| RW-42 | 734.80 | 9/16/2021 | Dry | Dry | Dry | Dry |
| RW-42 | 734.80 | 9/23/2021 | Dry | Dry | Dry | Dry |
| RW-42 | 734.80 | 10/6/2021 | Dry | Dry | Dry | Dry |
| RW-42 | 734.80 | 10/12/2021 | Dry | Dry | Dry | Dry |
| RW-42 | 734.80 | 10/27/2021 | Dry | Dry | Dry | Dry |
| RW-42 | 734.80 | 11/1/2021 | Dry | Dry | Dry | Dry |
| RW-42 | 734.80 | 11/15/2021 | Dry | Dry | Dry | Dry |
| RW-42 | 734.80 | 11/22/2021 | ND | 28.55 | 0.00 | 706.25 |
| RW-42 | 732.71 | 11/30/2021 | Dry | Dry | Dry | Dry |
| RW-42 | 732.71 | 12/6/2021 | ND | 28.49 | 0.00 | 704.22 |
| RW-42 | 732.71 | 12/13/2021 | Dry | Dry | Dry | Dry |
| RW-42 | 732.71 | 12/20/2021 | ND | 27.99 | 0.00 | 704.72 |
| RW-42 | 732.71 | 12/28/2021 | Dry | Dry | Dry | Dry |
| RW-42 | 732.71 | 1/4/2021 | ND | 28.84 | 0.00 | 703.87 |
| RW-42 | 732.71 | 1/10/2022 | 28.59 | 28.70 | 0.11 | 704.09 |
| RW-43 | 737.70 | 11/23/2020 | 37.26 | 41.71 | 4.45 | 699.25 |
| RW-43 | 737.70 | 12/26/2020 | ND | 38.56 | 0.00 | 699.14 |
| RW-43 | 737.70 | 2/1/2021 | 39.02 | 41.50 | 2.48 | 698.02 |
| RW-43 | 737.70 | 3/4/2021 | 39.60 | 40.78 | 1.18 | 697.78 |
| RW-43 | 737.70 | 4/1/2021 | ND | 40.05 | 0.00 | 697.65 |
| RW-43 | 737.70 | 4/29/2021 | 39.69 | 39.83 | 0.14 | 697.97 |
| RW-43 | 737.70 | 5/26/2021 | 39.72 | 39.75 | 0.03 | 697.97 |
| RW-43 | 737.70 | 6/9/2021 | ND | 39.94 | 0.00 | 697.76 |
| RW-43 | 737.70 | 7/1/2021 | 40.19 | 40.43 | 0.24 | 697.45 |

**Table 4**
**Summary of Recovery Well Gauging Data**

Colonial Pipeline Company
2020-L1-SR2448
Huntersville, North Carolina

| Well ID | Top Of Casing Elevation[1] | Date | Depth to Free Product (ft btoc) | Depth to Groundwater (ft btoc) | Free Product Thickness (ft) | Groundwater Elevation[2] (ft btoc) |
|---|---|---|---|---|---|---|
| RW-43 | 737.70 | 7/14/2021 | 40.41 | 40.44 | 0.03 | 697.28 |
| RW-43 | 737.70 | 7/28/2021 | 40.65 | 40.90 | 0.25 | 696.98 |
| RW-43 | 737.70 | 8/26/2021 | ND | 41.36 | 0.00 | 696.34 |
| RW-43 | 737.70 | 9/16/2021 | 41.47 | 42.74 | 1.27 | 695.89 |
| RW-43 | 737.70 | 9/23/2021 | ND | 41.57 | 0.00 | 696.13 |
| RW-43 | 737.70 | 10/27/2021 | 41.98 | 42.90 | 0.92 | 695.47 |
| RW-43 | 737.70 | 11/30/2021 | 42.64 | 42.90 | 0.26 | 694.99 |
| RW-43 | 737.70 | 12/28/2021 | 42.56 | 42.94 | 0.38 | 695.04 |
| RW-44 | 738.21 | 11/23/2020 | Dry | Dry | Dry | Dry |
| RW-44 | 738.21 | 12/26/2020 | Dry | Dry | Dry | Dry |
| RW-44 | 738.21 | 1/19/2021 | Dry | Dry | Dry | Dry |
| RW-44 | 738.21 | 1/25/2021 | Dry | Dry | Dry | Dry |
| RW-44 | 738.21 | 2/1/2021 | Dry | Dry | Dry | Dry |
| RW-44 | 738.21 | 2/8/2021 | Dry | Dry | Dry | Dry |
| RW-44 | 738.21 | 2/22/2021 | Dry | Dry | Dry | Dry |
| RW-44 | 738.21 | 3/4/2021 | Dry | Dry | Dry | Dry |
| RW-44 | 738.21 | 4/1/2021 | Dry | Dry | Dry | Dry |
| RW-44 | 738.21 | 4/12/2021 | Dry | Dry | Dry | Dry |
| RW-44 | 738.21 | 4/19/2021 | Dry | Dry | Dry | Dry |
| RW-44 | 738.21 | 4/29/2021 | Dry | Dry | Dry | Dry |
| RW-44 | 738.21 | 5/3/2021 | Dry | Dry | Dry | Dry |
| RW-44 | 738.21 | 5/10/2021 | Dry | Dry | Dry | Dry |
| RW-44 | 738.21 | 5/18/2021 | Dry | Dry | Dry | Dry |
| RW-44 | 738.21 | 5/26/2021 | Dry | Dry | Dry | Dry |
| RW-44 | 738.21 | 5/31/2021 | Dry | Dry | Dry | Dry |
| RW-44 | 738.21 | 6/9/2021 | Dry | Dry | Dry | Dry |
| RW-44 | 738.21 | 6/14/2021 | Dry | Dry | Dry | Dry |
| RW-44 | 738.21 | 6/21/2021 | Dry | Dry | Dry | Dry |
| RW-44 | 738.21 | 7/1/2021 | Dry | Dry | Dry | Dry |
| RW-44 | 738.21 | 7/6/2021 | Dry | Dry | Dry | Dry |
| RW-44 | 738.21 | 7/14/2021 | Dry | Dry | Dry | Dry |
| RW-44 | 738.21 | 7/28/2021 | Dry | Dry | Dry | Dry |
| RW-44 | 738.21 | 8/2/2021 | Dry | Dry | Dry | Dry |
| RW-44 | 738.21 | 8/16/2021 | Dry | Dry | Dry | Dry |
| RW-44 | 738.21 | 8/26/2021 | Dry | Dry | Dry | Dry |
| RW-44 | 738.21 | 8/30/2021 | Dry | Dry | Dry | Dry |
| RW-44 | 738.21 | 9/16/2021 | Dry | Dry | Dry | Dry |
| RW-44 | 738.21 | 9/23/2021 | Dry | Dry | Dry | Dry |
| RW-44 | 738.21 | 10/6/2021 | Dry | Dry | Dry | Dry |
| RW-44 | 738.21 | 10/12/2021 | Dry | Dry | Dry | Dry |
| RW-44 | 738.21 | 10/27/2021 | Dry | Dry | Dry | Dry |
| RW-44 | 738.21 | 11/1/2021 | Dry | Dry | Dry | Dry |
| RW-44 | 738.21 | 11/15/2021 | Dry | Dry | Dry | Dry |
| RW-44 | 738.21 | 11/22/2021 | Dry | Dry | Dry | Dry |
| RW-44 | 737.60 | 11/30/2021 | Dry | Dry | Dry | Dry |

**Table 4**
**Summary of Recovery Well Gauging Data**

Colonial Pipeline Company
2020-L1-SR2448
Huntersville, North Carolina

| Well ID | Top Of Casing Elevation[1] | Date | Depth to Free Product (ft btoc) | Depth to Groundwater (ft btoc) | Free Product Thickness (ft) | Groundwater Elevation[2] (ft btoc) |
|---|---|---|---|---|---|---|
| RW-44 | 737.60 | 12/6/2021 | Dry | Dry | Dry | Dry |
| RW-44 | 737.60 | 12/13/2021 | Dry | Dry | Dry | Dry |
| RW-44 | 737.60 | 12/20/2021 | Dry | Dry | Dry | Dry |
| RW-44 | 737.60 | 12/28/2021 | Dry | Dry | Dry | Dry |
| RW-44 | 737.60 | 1/4/2021 | Dry | Dry | Dry | Dry |
| RW-44 | 737.60 | 1/10/2022 | Dry | Dry | Dry | Dry |
| RW-45 | 722.04 | 11/23/2020 | 31.05 | 32.01 | 0.96 | 690.73 |
| RW-45 | 722.04 | 12/26/2020 | 31.04 | 31.48 | 0.44 | 690.88 |
| RW-45 | 722.04 | 2/1/2021 | 31.18 | 32.69 | 1.51 | 690.46 |
| RW-45 | 722.04 | 3/4/2021 | 31.44 | 31.58 | 0.14 | 690.56 |
| RW-45 | 722.04 | 4/1/2021 | 31.63 | 31.64 | 0.01 | 690.41 |
| RW-45 | 722.04 | 4/29/2021 | 31.49 | 31.58 | 0.09 | 690.53 |
| RW-45 | 722.04 | 5/26/2021 | 32.16 | 32.18 | 0.02 | 689.87 |
| RW-45 | 722.04 | 6/9/2021 | 32.49 | 32.52 | 0.03 | 689.54 |
| RW-45 | 722.04 | 7/1/2021 | 32.94 | 32.98 | 0.04 | 689.09 |
| RW-45 | 722.04 | 7/14/2021 | ND | 33.34 | 0.00 | 688.70 |
| RW-45 | 722.04 | 7/28/2021 | 33.82 | 33.88 | 0.06 | 688.20 |
| RW-45 | 722.04 | 8/26/2021 | ND | 34.64 | 0.00 | 687.40 |
| RW-45 | 722.04 | 9/16/2021 | ND | 35.26 | 0.00 | 686.78 |
| RW-45 | 722.04 | 9/23/2021 | 35.42 | 35.47 | 0.05 | 686.61 |
| RW-45 | 722.04 | 10/27/2021 | 36.30 | 36.31 | 0.01 | 685.74 |
| RW-45 | 722.04 | 11/30/2021 | ND | 37.55 | 0.00 | 684.49 |
| RW-45 | 722.04 | 12/28/2021 | 38.36 | 38.40 | 0.04 | 683.67 |
| RW-46 | 716.92 | 11/23/2020 | 23.02 | NW | >20.99 | N/A |
| RW-46 | 716.92 | 12/26/2020 | 24.10 | 43.70 | 19.60 | 687.58 |
| RW-46 | 716.92 | 1/25/2021 | Dry | Dry | Dry | Dry |
| RW-46 | 716.92 | 2/1/2021 | 26.60 | 43.43 | 16.83 | 685.82 |
| RW-46 | 716.92 | 2/8/2021 | ARP | ARP | ARP | ARP |
| RW-46 | 716.92 | 3/4/2021 | 26.46 | 41.42 | 14.96 | 686.46 |
| RW-46 | 716.66 | 4/1/2021 | 28.38 | 36.76 | 8.38 | 686.03 |
| RW-46 | 716.66 | 4/29/2021 | 28.61 | 35.09 | 6.48 | 686.32 |
| RW-46 | 716.66 | 5/26/2021 | 30.14 | 33.76 | 3.62 | 685.55 |
| RW-46 | 716.66 | 6/9/2021 | 30.85 | 33.04 | 2.19 | 685.23 |
| RW-46 | 716.66 | 7/1/2021 | 31.10 | 34.19 | 3.09 | 684.74 |
| RW-46 | 716.66 | 7/14/2021 | 31.89 | 33.02 | 1.13 | 684.47 |
| RW-46 | 716.66 | 7/28/2021 | 32.42 | 35.08 | 2.66 | 683.53 |
| RW-46 | 716.66 | 8/26/2021 | 33.96 | 37.30 | 3.34 | 681.81 |
| RW-46 | 716.66 | 9/16/2021 | 35.45 | 37.56 | 2.11 | 680.65 |
| RW-46 | 716.66 | 9/23/2021 | 35.94 | 38.17 | 2.23 | 680.13 |
| RW-46 | 716.66 | 10/27/2021 | 35.92 | 43.25 | 7.33 | 678.78 |
| RW-46 | 716.66 | 11/30/2021 | 39.26 | NW | 4.44 | N/A |
| RW-46 | 716.66 | 12/28/2021 | 40.26 | NW | 3.44 | N/A |
| RW-47 | 726.60 | 12/26/2020 | 27.60 | 40.80 | 13.20 | 695.47 |
| RW-47 | 726.60 | 2/1/2021 | 29.94 | 35.94 | 6.00 | 695.05 |
| RW-47 | 726.60 | 3/4/2021 | 30.01 | 33.49 | 3.48 | 695.66 |

**Table 4**
**Summary of Recovery Well Gauging Data**

Colonial Pipeline Company
2020-L1-SR2448
Huntersville, North Carolina

| Well ID | Top Of Casing Elevation[1] | Date | Depth to Free Product (ft btoc) | Depth to Groundwater (ft btoc) | Free Product Thickness (ft) | Groundwater Elevation[2] (ft btoc) |
|---|---|---|---|---|---|---|
| RW-47 | 725.40 | 4/1/2021 | 29.50 | 34.45 | 4.95 | 694.58 |
| RW-47 | 725.40 | 4/29/2021 | 28.83 | 34.58 | 5.75 | 695.03 |
| RW-47 | 725.40 | 5/26/2021 | 30.37 | 32.90 | 2.53 | 694.35 |
| RW-47 | 725.40 | 6/9/2021 | 30.58 | 31.90 | 1.32 | 694.47 |
| RW-47 | 725.40 | 7/1/2021 | 30.58 | 32.93 | 2.35 | 694.19 |
| RW-47 | 725.40 | 7/14/2021 | 30.91 | 33.39 | 2.48 | 693.83 |
| RW-47 | 725.40 | 7/28/2021 | 32.07 | 33.01 | 0.94 | 693.08 |
| RW-47 | 725.40 | 8/26/2021 | 50.64 | 51.16 | 0.52 | 674.62 |
| RW-47 | 725.40 | 9/16/2021 | 34.05 | 34.61 | 0.56 | 691.20 |
| RW-47 | 725.40 | 9/23/2021 | 34.30 | 34.95 | 0.65 | 690.93 |
| RW-47 | 725.40 | 10/27/2021 | 35.45 | 35.93 | 0.48 | 689.82 |
| RW-47 | 725.40 | 11/30/2021 | 36.06 | 36.37 | 0.31 | 689.26 |
| RW-47 | 725.40 | 12/28/2021 | 36.95 | 37.16 | 0.21 | 688.39 |
| RW-48 | 741.03 | 12/26/2020 | 33.82 | 34.54 | 0.72 | 707.02 |
| RW-48 | 741.03 | 2/1/2021 | 48.55 | 51.58 | 3.03 | 691.67 |
| RW-48 | 741.03 | 3/4/2021 | 48.48 | 51.78 | 3.30 | 691.67 |
| RW-48 | 741.03 | 4/1/2021 | 48.82 | 51.21 | 2.39 | 691.57 |
| RW-48 | 741.03 | 4/29/2021 | 48.90 | 50.73 | 1.83 | 691.64 |
| RW-48 | 741.03 | 5/26/2021 | 49.14 | 50.36 | 1.22 | 691.56 |
| RW-48 | 741.03 | 6/9/2021 | 33.73 | 33.85 | 0.12 | 707.27 |
| RW-48 | 741.03 | 7/1/2021 | 49.74 | 50.17 | 0.43 | 691.17 |
| RW-48 | 741.03 | 7/14/2021 | 49.96 | 50.32 | 0.36 | 690.97 |
| RW-48 | 741.03 | 7/28/2021 | 50.14 | 50.41 | 0.27 | 690.82 |
| RW-48 | 741.03 | 8/26/2021 | 33.18 | 33.85 | 0.67 | 707.67 |
| RW-48 | 741.03 | 9/16/2021 | 51.22 | 51.48 | 0.26 | 689.74 |
| RW-48 | 741.03 | 9/23/2021 | 51.28 | 51.75 | 0.47 | 689.62 |
| RW-48 | 741.03 | 10/27/2021 | 52.00 | 52.53 | 0.53 | 688.89 |
| RW-48 | 741.03 | 11/30/2021 | 52.90 | 53.34 | 0.44 | 688.01 |
| RW-48 | 741.03 | 12/28/2021 | 53.54 | 53.83 | 0.29 | 687.41 |
| RW-49 | 730.47 | 2/1/2021 | 36.13 | 37.90 | 1.77 | 693.87 |
| RW-49 | 730.47 | 3/4/2021 | 36.87 | 37.68 | 0.81 | 693.38 |
| RW-49 | 730.47 | 4/1/2021 | 37.31 | 37.44 | 0.13 | 693.13 |
| RW-49 | 730.47 | 4/29/2021 | ND | 37.13 | 0.00 | 693.34 |
| RW-49 | 730.47 | 5/26/2021 | 38.05 | 38.49 | 0.44 | 692.30 |
| RW-49 | 730.47 | 6/9/2021 | 38.49 | 38.98 | 0.49 | 691.85 |
| RW-49 | 730.47 | 7/1/2021 | 39.04 | 39.80 | 0.76 | 691.23 |
| RW-49 | 730.47 | 7/14/2021 | 39.57 | 40.72 | 1.15 | 690.59 |
| RW-49 | 730.47 | 7/28/2021 | 39.86 | 39.94 | 0.08 | 690.59 |
| RW-49 | 730.47 | 8/26/2021 | 40.33 | 40.76 | 0.43 | 690.03 |
| RW-49 | 730.47 | 9/16/2021 | 40.76 | 41.33 | 0.57 | 689.56 |
| RW-49 | 730.47 | 9/23/2021 | 40.83 | 40.86 | 0.03 | 689.63 |
| RW-49 | 730.47 | 10/27/2021 | 41.52 | 42.12 | 0.60 | 688.79 |
| RW-49 | 730.47 | 11/30/2021 | 41.98 | 42.71 | 0.73 | 688.30 |
| RW-49 | 730.47 | 12/28/2021 | 42.43 | 43.24 | 0.81 | 687.82 |
| RW-50 | 733.87 | 2/1/2021 | 40.40 | 40.89 | 0.49 | 693.34 |

**Table 4**
**Summary of Recovery Well Gauging Data**

Colonial Pipeline Company
2020-L1-SR2448
Huntersville, North Carolina

| Well ID | Top Of Casing Elevation[1] | Date | Depth to Free Product (ft btoc) | Depth to Groundwater (ft btoc) | Free Product Thickness (ft) | Groundwater Elevation[2] (ft btoc) |
|---|---|---|---|---|---|---|
| RW-50 | 733.87 | 3/4/2021 | 40.31 | 41.26 | 0.95 | 693.30 |
| RW-50 | 733.87 | 4/1/2021 | 40.81 | 41.27 | 0.46 | 692.93 |
| RW-50 | 733.87 | 4/29/2021 | 40.21 | 41.56 | 1.35 | 693.30 |
| RW-50 | 733.87 | 5/26/2021 | ND | 41.42 | 0.00 | 692.45 |
| RW-50 | 733.87 | 6/9/2021 | ND | 41.76 | 0.00 | 692.11 |
| RW-50 | 733.87 | 7/1/2021 | ND | 42.29 | 0.00 | 691.58 |
| RW-50 | 733.87 | 7/14/2021 | ND | 42.58 | 0.00 | 691.29 |
| RW-50 | 733.87 | 7/28/2021 | 42.67 | 42.69 | 0.02 | 691.19 |
| RW-50 | 733.87 | 8/26/2021 | 43.28 | 43.32 | 0.04 | 690.58 |
| RW-50 | 733.87 | 9/16/2021 | ND | 43.82 | 0.00 | 690.05 |
| RW-50 | 733.87 | 9/23/2021 | ND | 43.88 | 0.00 | 689.99 |
| RW-50 | 733.87 | 10/27/2021 | ND | 42.66 | 0.00 | 691.21 |
| RW-50 | 733.87 | 11/30/2021 | 45.18 | 45.21 | 0.03 | 688.68 |
| RW-50 | 733.87 | 12/28/2021 | 45.75 | 45.76 | 0.01 | 688.12 |
| RW-51 | 734.12 | 2/1/2021 | 40.18 | 42.23 | 2.05 | 693.39 |
| RW-51 | 734.12 | 3/4/2021 | 40.17 | 42.64 | 2.47 | 693.29 |
| RW-51 | 734.12 | 4/1/2021 | ND | 40.85 | 0.00 | 693.27 |
| RW-51 | 734.12 | 4/29/2021 | 40.64 | 41.60 | 0.96 | 693.22 |
| RW-51 | 734.12 | 5/26/2021 | 41.51 | 42.31 | 0.80 | 692.40 |
| RW-51 | 734.12 | 6/9/2021 | 41.81 | 42.57 | 0.76 | 692.11 |
| RW-51 | 734.12 | 7/1/2021 | 42.34 | 43.29 | 0.95 | 691.53 |
| RW-51 | 734.12 | 7/14/2021 | 42.91 | 43.64 | 0.73 | 691.01 |
| RW-51 | 734.12 | 7/28/2021 | 43.18 | 42.89 | -0.29 | 691.02 |
| RW-51 | 734.12 | 8/26/2021 | 43.40 | 44.10 | 0.70 | 690.53 |
| RW-51 | 734.12 | 9/16/2021 | 43.98 | 44.67 | 0.69 | 689.95 |
| RW-51 | 734.12 | 9/23/2021 | 44.05 | 44.79 | 0.74 | 689.87 |
| RW-51 | 734.12 | 10/27/2021 | 44.92 | 45.26 | 0.34 | 689.11 |
| RW-51 | 734.12 | 11/30/2021 | 45.34 | 46.13 | 0.79 | 688.57 |
| RW-51 | 734.12 | 12/28/2021 | 45.90 | 46.78 | 0.88 | 687.98 |
| RW-52 | 726.96 | 2/1/2021 | 28.96 | 35.10 | 6.14 | 696.36 |
| RW-52 | 726.96 | 3/4/2021 | 30.08 | 33.98 | 3.90 | 695.84 |
| RW-52 | 726.96 | 4/1/2021 | ND | 30.56 | 0.00 | 696.40 |
| RW-52 | 726.96 | 4/29/2021 | 30.20 | 32.94 | 2.74 | 696.03 |
| RW-52 | 726.96 | 5/26/2021 | 31.26 | 33.02 | 1.76 | 695.23 |
| RW-52 | 726.96 | 6/9/2021 | 31.65 | 33.25 | 1.60 | 694.88 |
| RW-52 | 726.96 | 7/1/2021 | 32.29 | 33.35 | 1.06 | 694.39 |
| RW-52 | 726.96 | 7/14/2021 | 32.77 | 33.52 | 0.75 | 693.99 |
| RW-52 | 726.96 | 7/28/2021 | 32.78 | 33.02 | 0.24 | 694.11 |
| RW-52 | 726.96 | 8/26/2021 | 33.45 | 33.83 | 0.38 | 693.41 |
| RW-52 | 726.96 | 9/16/2021 | 33.63 | 34.44 | 0.81 | 693.11 |
| RW-52 | 726.96 | 9/23/2021 | 33.80 | 34.04 | 0.24 | 693.09 |
| RW-52 | 726.96 | 10/27/2021 | 34.34 | 35.02 | 0.68 | 692.44 |
| RW-52 | 726.96 | 11/30/2021 | 34.94 | 35.59 | 0.65 | 691.85 |
| RW-52 | 726.96 | 12/28/2021 | 35.38 | 36.14 | 0.76 | 691.38 |
| RW-53 | 725.48 | 2/1/2021 | 27.42 | 30.00 | 2.58 | 697.37 |

**Table 4**
**Summary of Recovery Well Gauging Data**

Colonial Pipeline Company
2020-L1-SR2448
Huntersville, North Carolina

| Well ID | Top Of Casing Elevation[1] | Date | Depth to Free Product (ft btoc) | Depth to Groundwater (ft btoc) | Free Product Thickness (ft) | Groundwater Elevation[2] (ft btoc) |
|---|---|---|---|---|---|---|
| RW-53 | 725.48 | 3/4/2021 | 28.02 | 30.80 | 2.78 | 696.72 |
| RW-53 | 725.48 | 4/1/2021 | 28.51 | 29.36 | 0.85 | 696.75 |
| RW-53 | 725.48 | 4/29/2021 | 28.19 | 30.15 | 1.96 | 696.77 |
| RW-53 | 725.48 | 5/26/2021 | 29.15 | 30.20 | 1.05 | 696.05 |
| RW-53 | 725.48 | 6/9/2021 | 29.63 | 30.35 | 0.72 | 695.66 |
| RW-53 | 725.48 | 7/1/2021 | 30.14 | 31.02 | 0.88 | 695.11 |
| RW-53 | 725.48 | 7/14/2021 | 30.44 | 31.46 | 1.02 | 694.77 |
| RW-53 | 725.48 | 7/28/2021 | 30.45 | 31.00 | 0.55 | 694.89 |
| RW-53 | 725.48 | 8/26/2021 | 30.98 | 31.73 | 0.75 | 694.30 |
| RW-53 | 725.48 | 9/16/2021 | 31.31 | 31.72 | 0.41 | 694.06 |
| RW-53 | 725.48 | 9/23/2021 | 31.37 | 31.74 | 0.37 | 694.01 |
| RW-53 | 725.48 | 10/27/2021 | ND | 31.74 | 0.00 | 693.74 |
| RW-53 | 725.48 | 11/30/2021 | Dry | Dry | Dry | Dry |
| RW-53 | 725.48 | 12/28/2021 | 31.79 | 31.80 | 0.01 | 693.69 |
| RW-54 | 727.86 | 2/1/2021 | 29.96 | 43.34 | 13.38 | 694.32 |
| RW-54 | 727.86 | 3/4/2021 | 32.95 | 38.43 | 5.48 | 693.44 |
| RW-54 | 727.86 | 4/1/2021 | ND | 31.34 | 0.00 | 696.52 |
| RW-54 | 727.86 | 4/29/2021 | 32.34 | 38.30 | 5.96 | 693.92 |
| RW-54 | 727.86 | 5/26/2021 | 34.15 | 37.99 | 3.84 | 692.68 |
| RW-54 | 727.86 | 6/9/2021 | 34.90 | 37.82 | 2.92 | 692.18 |
| RW-54 | 727.86 | 7/1/2021 | 35.77 | 38.08 | 2.31 | 691.47 |
| RW-54 | 727.86 | 7/14/2021 | 36.50 | 38.61 | 2.11 | 690.79 |
| RW-54 | 727.86 | 7/28/2021 | 36.73 | 38.17 | 1.44 | 690.74 |
| RW-54 | 727.86 | 8/26/2021 | 37.46 | 38.77 | 1.31 | 690.05 |
| RW-54 | 727.86 | 9/16/2021 | 37.98 | 39.05 | 1.07 | 689.59 |
| RW-54 | 727.86 | 9/23/2021 | 38.04 | 39.16 | 1.12 | 689.52 |
| RW-54 | 727.86 | 10/27/2021 | 38.98 | 40.11 | 1.13 | 688.58 |
| RW-54 | 727.86 | 11/30/2021 | 39.65 | 40.58 | 0.93 | 687.96 |
| RW-54 | 727.86 | 12/28/2021 | 40.16 | 41.11 | 0.95 | 687.44 |
| RW-55 | 723.05 | 1/25/2021 | 27.15 | 35.11 | 7.96 | 693.77 |
| RW-55 | 723.05 | 2/1/2021 | 26.91 | 35.48 | 8.57 | 693.85 |
| RW-55 | 723.05 | 2/8/2021 | ARP | ARP | ARP | ARP |
| RW-55 | 723.05 | 3/4/2021 | 27.12 | 31.21 | 4.09 | 694.84 |
| RW-55 | 723.05 | 4/1/2021 | 27.55 | 29.92 | 2.37 | 694.87 |
| RW-55 | 723.05 | 4/29/2021 | 27.24 | 28.98 | 1.74 | 695.35 |
| RW-55 | 723.05 | 5/26/2021 | 28.82 | 29.91 | 1.09 | 693.94 |
| RW-55 | 723.05 | 6/9/2021 | 29.29 | 29.99 | 0.70 | 693.57 |
| RW-55 | 723.05 | 7/1/2021 | 30.04 | 30.39 | 0.35 | 692.92 |
| RW-55 | 723.05 | 7/14/2021 | 29.89 | 30.05 | 0.16 | 693.12 |
| RW-55 | 723.05 | 7/28/2021 | 29.83 | 30.13 | 0.30 | 693.14 |
| RW-55 | 723.05 | 8/26/2021 | 31.08 | 31.28 | 0.20 | 691.92 |
| RW-55 | 723.05 | 9/16/2021 | 31.53 | 31.79 | 0.26 | 691.45 |
| RW-55 | 723.05 | 9/23/2021 | 30.50 | 32.00 | 1.50 | 692.15 |
| RW-55 | 723.05 | 10/27/2021 | 32.30 | 32.42 | 0.12 | 690.72 |
| RW-55 | 723.05 | 11/30/2021 | ND | 32.77 | 0.00 | 690.28 |

**Table 4**
**Summary of Recovery Well Gauging Data**

Colonial Pipeline Company
2020-L1-SR2448
Huntersville, North Carolina

| Well ID | Top Of Casing Elevation[1] | Date | Depth to Free Product (ft btoc) | Depth to Groundwater (ft btoc) | Free Product Thickness (ft) | Groundwater Elevation[2] (ft btoc) |
|---|---|---|---|---|---|---|
| RW-55 | 723.05 | 12/28/2021 | ND | 33.11 | 0.00 | 689.94 |
| RW-56 | 723.99 | 1/25/2021 | 31.85 | 31.86 | 0.01 | 692.14 |
| RW-56 | 723.99 | 2/1/2021 | 31.76 | 31.91 | 0.15 | 692.19 |
| RW-56 | 723.99 | 2/8/2021 | ARP | ARP | ARP | ARP |
| RW-56 | 723.99 | 3/4/2021 | 29.18 | 30.17 | 0.99 | 694.55 |
| RW-56 | 723.99 | 4/1/2021 | 29.71 | 29.92 | 0.21 | 694.23 |
| RW-56 | 723.99 | 4/29/2021 | 28.93 | 29.91 | 0.98 | 694.80 |
| RW-56 | 723.99 | 5/26/2021 | 30.04 | 31.23 | 1.19 | 693.63 |
| RW-56 | 723.99 | 6/9/2021 | 30.88 | 31.44 | 0.56 | 692.96 |
| RW-56 | 723.99 | 7/1/2021 | 31.88 | 31.98 | 0.10 | 692.09 |
| RW-56 | 723.99 | 7/14/2021 | 32.10 | 32.35 | 0.25 | 691.83 |
| RW-56 | 723.99 | 7/28/2021 | ND | 32.06 | 0.00 | 691.93 |
| RW-56 | 723.99 | 8/26/2021 | ND | 32.89 | 0.00 | 691.10 |
| RW-56 | 723.99 | 9/16/2021 | 33.22 | 33.28 | 0.06 | 690.76 |
| RW-56 | 723.99 | 9/23/2021 | ND | 33.25 | 0.00 | 690.74 |
| RW-56 | 723.99 | 10/27/2021 | 33.84 | 33.86 | 0.02 | 690.15 |
| RW-56 | 723.99 | 11/30/2021 | 34.44 | 34.46 | 0.02 | 689.55 |
| RW-56 | 723.99 | 12/28/2021 | ND | 34.68 | 0.00 | 689.31 |
| RW-57 | 713.57 | 3/15/2021 | ARP | ARP | ARP | ARP |
| RW-57 | 713.57 | 3/22/2021 | ARP | ARP | ARP | ARP |
| RW-57 | 713.57 | 4/1/2021 | 25.42 | 41.45 | 16.03 | 683.86 |
| RW-57 | 713.57 | 4/29/2021 | 26.78 | 36.98 | 10.20 | 684.06 |
| RW-57 | 713.57 | 5/26/2021 | 27.43 | 35.36 | 7.93 | 684.02 |
| RW-57 | 713.57 | 6/9/2021 | 27.75 | 35.08 | 7.33 | 683.86 |
| RW-57 | 713.57 | 7/1/2021 | 28.38 | 34.86 | 6.48 | 683.46 |
| RW-57 | 713.57 | 7/14/2021 | 28.56 | 34.89 | 6.33 | 683.32 |
| RW-57 | 713.57 | 7/28/2021 | 29.16 | 36.88 | 7.72 | 682.35 |
| RW-57 | 713.57 | 8/26/2021 | 30.35 | 43.04 | 12.69 | 679.83 |
| RW-57 | 713.57 | 9/16/2021 | 31.58 | 44.84 | 13.26 | 678.45 |
| RW-57 | 713.57 | 9/23/2021 | 31.63 | 45.69 | 14.06 | 678.18 |
| RW-57 | 713.57 | 10/27/2021 | 34.55 | 45.75 | 11.20 | 676.03 |
| RW-57 | 713.57 | 11/30/2021 | 38.55 | 44.49 | 5.94 | 673.43 |
| RW-57 | 713.57 | 12/28/2021 | 39.48 | 39.72 | 0.24 | 674.03 |
| RW-58 | 714.85 | 3/15/2021 | 27.92 | 50.10 | 22.18 | 681.00 |
| RW-58 | 714.85 | 3/22/2021 | ARP | ARP | ARP | ARP |
| RW-58 | 714.85 | 4/1/2021 | 28.34 | 31.02 | 2.68 | 685.79 |
| RW-58 | 714.85 | 4/29/2021 | 29.50 | 36.43 | 6.93 | 683.50 |
| RW-58 | 714.85 | 5/26/2021 | 30.26 | 33.28 | 3.02 | 683.78 |
| RW-58 | 714.85 | 6/9/2021 | 30.83 | 32.43 | 1.60 | 683.59 |
| RW-58 | 714.85 | 7/1/2021 | 31.34 | 32.25 | 0.91 | 683.27 |
| RW-58 | 714.85 | 7/14/2021 | 31.40 | 32.38 | 0.98 | 683.19 |
| RW-58 | 714.85 | 7/28/2021 | 32.37 | 33.51 | 1.14 | 682.18 |
| RW-58 | 714.85 | 8/26/2021 | 34.02 | 36.61 | 2.59 | 680.14 |
| RW-58 | 714.85 | 9/16/2021 | 34.57 | 39.06 | 4.49 | 679.08 |
| RW-58 | 714.85 | 9/23/2021 | 34.98 | 39.86 | 4.88 | 678.57 |

**Table 4**
**Summary of Recovery Well Gauging Data**

Colonial Pipeline Company
2020-L1-SR2448
Huntersville, North Carolina

| Well ID | Top Of Casing Elevation[1] | Date | Depth to Free Product (ft btoc) | Depth to Groundwater (ft btoc) | Free Product Thickness (ft) | Groundwater Elevation[2] (ft btoc) |
|---|---|---|---|---|---|---|
| RW-58 | 714.85 | 10/27/2021 | 37.12 | 40.72 | 3.60 | 676.77 |
| RW-58 | 714.85 | 11/30/2021 | 40.45 | 44.28 | 3.83 | 673.38 |
| RW-58 | 714.85 | 12/28/2021 | 41.42 | 44.76 | 3.34 | 672.54 |
| RW-59 | 714.75 | 3/15/2021 | 29.39 | 45.84 | 16.45 | 680.96 |
| RW-59 | 714.75 | 3/22/2021 | ARP | ARP | ARP | ARP |
| RW-59 | 714.75 | 4/1/2021 | 29.75 | 37.94 | 8.19 | 682.81 |
| RW-59 | 714.75 | 4/29/2021 | 30.39 | 36.15 | 5.76 | 682.82 |
| RW-59 | 714.75 | 5/26/2021 | 31.18 | 32.80 | 1.62 | 683.13 |
| RW-59 | 714.75 | 6/9/2021 | 31.18 | 33.55 | 2.37 | 682.93 |
| RW-59 | 714.75 | 7/1/2021 | 31.78 | 32.75 | 0.97 | 682.71 |
| RW-59 | 714.75 | 7/14/2021 | 31.74 | 32.73 | 0.99 | 682.74 |
| RW-59 | 714.75 | 7/28/2021 | 32.45 | 34.05 | 1.60 | 681.87 |
| RW-59 | 714.75 | 8/26/2021 | 33.60 | 37.88 | 4.28 | 680.00 |
| RW-59 | 714.75 | 9/16/2021 | 34.56 | 38.97 | 4.41 | 679.01 |
| RW-59 | 714.75 | 9/23/2021 | 34.82 | 40.37 | 5.55 | 678.44 |
| RW-59 | 714.75 | 10/27/2021 | 36.87 | 40.14 | 3.27 | 677.00 |
| RW-59 | 714.75 | 11/30/2021 | 40.59 | 43.48 | 2.89 | 673.38 |
| RW-59 | 714.75 | 12/28/2021 | 41.51 | 43.31 | 1.80 | 672.76 |
| RW-60 | 714.09 | 3/15/2021 | 27.04 | 43.89 | 16.85 | 682.54 |
| RW-60 | 714.09 | 3/22/2021 | ARP | ARP | ARP | ARP |
| RW-60 | 714.09 | 4/1/2021 | 29.45 | 37.42 | 7.97 | 682.51 |
| RW-60 | 714.09 | 4/29/2021 | 30.48 | 34.46 | 3.98 | 682.55 |
| RW-60 | 714.09 | 5/26/2021 | 29.65 | 35.60 | 5.95 | 682.85 |
| RW-60 | 714.09 | 6/9/2021 | 31.19 | 32.41 | 1.22 | 682.57 |
| RW-60 | 714.09 | 7/1/2021 | 31.28 | 33.15 | 1.87 | 682.31 |
| RW-60 | 714.09 | 7/14/2021 | 30.54 | 34.86 | 4.32 | 682.39 |
| RW-60 | 714.09 | 7/28/2021 | 32.37 | 33.50 | 1.13 | 681.42 |
| RW-60 | 714.09 | 8/26/2021 | 33.96 | 36.56 | 2.60 | 679.44 |
| RW-60 | 714.09 | 9/16/2021 | 34.57 | 38.36 | 3.79 | 678.51 |
| RW-60 | 714.09 | 9/23/2021 | 35.14 | 39.00 | 3.86 | 677.92 |
| RW-60 | 714.09 | 10/27/2021 | 36.05 | 42.66 | 6.61 | 676.27 |
| RW-60 | 714.09 | 11/30/2021 | 39.63 | 44.86 | 5.23 | 673.06 |
| RW-60 | 714.09 | 12/28/2021 | 40.53 | 44.73 | 4.20 | 672.44 |
| RW-61 | 713.59 | 4/1/2021 | 29.36 | 35.81 | 6.45 | 682.50 |
| RW-61 | 713.59 | 4/29/2021 | 30.68 | 33.97 | 3.29 | 682.03 |
| RW-61 | 713.59 | 5/26/2021 | 30.38 | 33.47 | 3.09 | 682.39 |
| RW-61 | 713.59 | 6/9/2021 | 30.68 | 33.76 | 3.08 | 682.09 |
| RW-61 | 713.59 | 7/1/2021 | 30.98 | 33.79 | 2.81 | 681.86 |
| RW-61 | 713.59 | 7/14/2021 | 30.87 | 33.84 | 2.97 | 681.93 |
| RW-61 | 713.59 | 7/28/2021 | 31.71 | 34.65 | 2.94 | 681.10 |
| RW-61 | 713.59 | 8/26/2021 | 33.00 | 38.14 | 5.14 | 679.22 |
| RW-61 | 713.59 | 9/16/2021 | 34.34 | 37.92 | 3.58 | 678.29 |
| RW-61 | 713.59 | 9/23/2021 | 35.30 | 37.79 | 2.49 | 677.63 |
| RW-61 | 713.59 | 10/27/2021 | 37.16 | 38.18 | 1.02 | 676.16 |
| RW-61 | 713.59 | 11/30/2021 | 40.32 | 41.52 | 1.20 | 672.95 |

**Table 4**
**Summary of Recovery Well Gauging Data**

Colonial Pipeline Company
2020-L1-SR2448
Huntersville, North Carolina

| Well ID | Top Of Casing Elevation[1] | Date | Depth to Free Product (ft btoc) | Depth to Groundwater (ft btoc) | Free Product Thickness (ft) | Groundwater Elevation[2] (ft btoc) |
|---|---|---|---|---|---|---|
| RW-61 | 713.59 | 12/28/2021 | 40.97 | 41.59 | 0.62 | 672.46 |
| RW-62 | 716.21 | 4/1/2021 | 30.95 | 38.66 | 7.71 | 683.20 |
| RW-62 | 716.21 | 4/29/2021 | 32.20 | 36.18 | 3.98 | 682.94 |
| RW-62 | 716.21 | 5/26/2021 | 31.94 | 36.23 | 4.29 | 683.12 |
| RW-62 | 716.21 | 6/9/2021 | 32.33 | 35.78 | 3.45 | 682.96 |
| RW-62 | 716.21 | 7/1/2021 | 32.80 | 35.69 | 2.89 | 682.64 |
| RW-62 | 716.21 | 7/14/2021 | 32.65 | 35.50 | 2.85 | 682.80 |
| RW-62 | 716.21 | 7/28/2021 | 33.33 | 36.47 | 3.14 | 682.04 |
| RW-62 | 716.21 | 8/26/2021 | 35.09 | 38.14 | 3.05 | 680.30 |
| RW-62 | 716.21 | 9/16/2021 | 35.88 | 39.98 | 4.10 | 679.23 |
| RW-62 | 716.21 | 9/23/2021 | 36.30 | 40.94 | 4.64 | 678.67 |
| RW-62 | 716.21 | 10/27/2021 | 37.72 | 41.90 | 4.18 | 677.37 |
| RW-62 | 716.21 | 11/30/2021 | 41.76 | 44.03 | 2.27 | 673.84 |
| RW-62 | 716.21 | 12/28/2021 | 42.46 | 43.87 | 1.41 | 673.37 |
| RW-63 | 716.42 | 5/26/2021 | 30.22 | 34.10 | 3.88 | 685.16 |
| RW-63 | 716.42 | 6/9/2021 | 30.78 | 33.41 | 2.63 | 684.94 |
| RW-63 | 716.42 | 7/1/2021 | 30.96 | 34.97 | 4.01 | 684.39 |
| RW-63 | 716.42 | 7/14/2021 | 31.67 | 33.71 | 2.04 | 684.20 |
| RW-63 | 716.42 | 7/28/2021 | 32.21 | 35.72 | 3.51 | 683.27 |
| RW-63 | 716.42 | 8/26/2021 | 33.11 | 40.00 | 6.89 | 681.47 |
| RW-63 | 716.42 | 9/16/2021 | 34.47 | 40.68 | 6.21 | 680.29 |
| RW-63 | 716.42 | 9/23/2021 | 34.97 | 41.22 | 6.25 | 679.78 |
| RW-63 | 716.42 | 10/27/2021 | 36.81 | 42.20 | 5.39 | 678.17 |
| RW-63 | 716.42 | 11/30/2021 | 39.64 | 42.29 | 2.65 | 676.07 |
| RW-63 | 716.42 | 12/28/2021 | 40.66 | 42.40 | 1.74 | 675.29 |
| RW-64 | 716.89 | 5/26/2021 | 26.70 | 30.65 | 3.95 | 689.13 |
| RW-64 | 716.89 | 6/9/2021 | 27.04 | 30.46 | 3.42 | 688.94 |
| RW-64 | 716.89 | 7/1/2021 | 27.54 | 30.37 | 2.83 | 688.59 |
| RW-64 | 716.89 | 7/14/2021 | 27.78 | 30.41 | 2.63 | 688.41 |
| RW-64 | 716.89 | 7/28/2021 | 28.39 | 30.46 | 2.07 | 687.95 |
| RW-64 | 716.89 | 8/26/2021 | 30.52 | 32.52 | 2.00 | 685.84 |
| RW-64 | 716.89 | 9/16/2021 | Dry | Dry | Dry | Dry |
| RW-64 | 716.89 | 9/23/2021 | ND | 30.58 | 0.00 | 686.31 |
| RW-64 | 716.89 | 10/27/2021 | DRY | DRY | DRY | DRY |
| RW-64 | 716.89 | 11/30/2021 | Dry | Dry | Dry | Dry |
| RW-64 | 716.89 | 12/28/2021 | ND | 30.60 | 0.00 | 686.29 |
| RW-65 | 718.07 | 5/26/2021 | 31.08 | 34.65 | 3.57 | 686.03 |
| RW-65 | 718.07 | 6/9/2021 | 31.21 | 35.19 | 3.98 | 685.79 |
| RW-65 | 718.07 | 7/1/2021 | 31.79 | 35.48 | 3.69 | 685.29 |
| RW-65 | 718.07 | 7/14/2021 | 32.08 | 35.65 | 3.57 | 685.03 |
| RW-65 | 718.07 | 7/28/2021 | 32.75 | 36.80 | 4.05 | 684.23 |
| RW-65 | 718.07 | 8/26/2021 | 33.94 | 39.02 | 5.08 | 682.77 |
| RW-65 | 718.07 | 9/16/2021 | 34.76 | 41.40 | 6.64 | 681.53 |
| RW-65 | 718.07 | 9/23/2021 | 35.11 | 41.15 | 6.04 | 681.34 |
| RW-65 | 718.07 | 10/27/2021 | 36.62 | 41.32 | 4.70 | 680.19 |

**Table 4**
**Summary of Recovery Well Gauging Data**

Colonial Pipeline Company
2020-L1-SR2448
Huntersville, North Carolina

| Well ID | Top Of Casing Elevation[1] | Date | Depth to Free Product (ft btoc) | Depth to Groundwater (ft btoc) | Free Product Thickness (ft) | Groundwater Elevation[2] (ft btoc) |
|---|---|---|---|---|---|---|
| RW-65 | 718.07 | 11/30/2021 | 40.53 | NW | 0.23 | N/A |
| RW-65 | 718.07 | 12/28/2021 | 40.98 | 41.32 | 0.34 | 677.00 |
| RW-66 | 718.01 | 5/26/2021 | 32.71 | 35.36 | 2.65 | 684.59 |
| RW-66 | 718.01 | 6/9/2021 | 33.02 | 35.21 | 2.19 | 684.40 |
| RW-66 | 718.01 | 7/1/2021 | 33.66 | 35.07 | 1.41 | 683.97 |
| RW-66 | 718.01 | 7/14/2021 | 33.58 | 35.00 | 1.42 | 684.05 |
| RW-66 | 718.01 | 7/28/2021 | 34.22 | 35.19 | 0.97 | 683.53 |
| RW-66 | 718.01 | 8/26/2021 | 35.31 | 37.08 | 1.77 | 682.23 |
| RW-66 | 718.01 | 9/16/2021 | 36.64 | 39.21 | 2.57 | 680.68 |
| RW-66 | 718.01 | 9/23/2021 | 36.47 | 39.43 | 2.96 | 680.75 |
| RW-66 | 718.01 | 10/27/2021 | 37.56 | 40.69 | 3.13 | 679.61 |
| RW-66 | 718.01 | 11/30/2021 | 40.35 | NW | 5.53 | N/A |
| RW-66 | 718.01 | 12/28/2021 | 41.09 | NW | 4.79 | N/A |
| RW-67 | 716.58 | 6/9/2021 | 31.49 | 32.62 | 1.13 | 684.79 |
| RW-67 | 716.58 | 7/1/2021 | 31.74 | 32.84 | 1.10 | 684.54 |
| RW-67 | 716.58 | 7/14/2021 | 31.46 | 33.51 | 2.05 | 684.57 |
| RW-67 | 716.58 | 7/28/2021 | 32.58 | 33.24 | 0.66 | 683.82 |
| RW-67 | 716.58 | 8/26/2021 | 34.19 | 35.24 | 1.05 | 682.11 |
| RW-67 | 716.58 | 9/16/2021 | 34.94 | 36.88 | 1.94 | 681.12 |
| RW-67 | 716.58 | 9/23/2021 | 35.33 | 37.62 | 2.29 | 680.63 |
| RW-67 | 716.58 | 10/27/2021 | 36.35 | 39.11 | 2.76 | 679.49 |
| RW-67 | 716.58 | 11/30/2021 | 39.75 | 44.72 | 4.97 | 675.50 |
| RW-67 | 716.58 | 12/28/2021 | 40.29 | 44.52 | 4.23 | 675.16 |
| RW-68 | 716.02 | 6/9/2021 | 30.20 | 33.46 | 3.26 | 684.95 |
| RW-68 | 716.02 | 7/1/2021 | 30.60 | 34.10 | 3.50 | 684.48 |
| RW-68 | 716.02 | 7/14/2021 | 30.55 | 35.15 | 4.60 | 684.24 |
| RW-68 | 716.02 | 7/28/2021 | 31.04 | 36.71 | 5.67 | 683.46 |
| RW-68 | 716.02 | 8/26/2021 | 31.41 | 41.56 | 10.15 | 681.89 |
| RW-68 | 716.02 | 9/16/2021 | 32.94 | 42.02 | 9.08 | 680.65 |
| RW-68 | 716.02 | 9/23/2021 | 33.57 | 42.54 | 8.97 | 680.05 |
| RW-68 | 716.02 | 10/27/2021 | 36.53 | 41.36 | 4.83 | 678.20 |
| RW-68 | 716.02 | 11/30/2021 | 39.19 | 44.60 | 5.41 | 675.38 |
| RW-68 | 716.02 | 12/28/2021 | 40.18 | NW | 4.92 | N/A |
| RW-69 | 717.51 | 6/9/2021 | 30.98 | 32.39 | 1.41 | 686.15 |
| RW-69 | 717.51 | 7/1/2021 | 30.65 | 35.53 | 4.88 | 685.55 |
| RW-69 | 717.51 | 7/14/2021 | 31.29 | 34.95 | 3.66 | 685.24 |
| RW-69 | 717.51 | 7/28/2021 | 32.16 | 35.67 | 3.51 | 684.41 |
| RW-69 | 717.51 | 8/26/2021 | 33.96 | 36.09 | 2.13 | 682.98 |
| RW-69 | 717.51 | 9/16/2021 | 35.21 | 35.84 | 0.63 | 682.13 |
| RW-69 | 717.51 | 9/23/2021 | 35.78 | 35.83 | 0.05 | 681.72 |
| RW-69 | 717.51 | 10/27/2021 | Dry | Dry | Dry | Dry |
| RW-69 | 717.51 | 11/30/2021 | Dry | Dry | Dry | Dry |
| RW-69 | 717.51 | 12/28/2021 | Dry | Dry | Dry | Dry |
| RW-70 | 735.43 | 8/16/2021 | 42.31 | 47.40 | 5.09 | 691.75 |
| RW-70 | 735.43 | 8/26/2021 | 42.46 | 47.43 | 4.97 | 691.64 |

**Table 4**
**Summary of Recovery Well Gauging Data**

Colonial Pipeline Company
2020-L1-SR2448
Huntersville, North Carolina

| Well ID | Top Of Casing Elevation[1] | Date | Depth to Free Product (ft btoc) | Depth to Groundwater (ft btoc) | Free Product Thickness (ft) | Groundwater Elevation[2] (ft btoc) |
|---|---|---|---|---|---|---|
| RW-70 | 735.43 | 8/30/2021 | 43.08 | 47.04 | 3.96 | 691.29 |
| RW-70 | 735.43 | 9/16/2021 | 44.54 | 46.42 | 1.88 | 690.38 |
| RW-70 | 735.43 | 9/23/2021 | 44.79 | 46.40 | 1.61 | 690.21 |
| RW-70 | 735.43 | 10/27/2021 | 45.20 | 46.83 | 1.63 | 689.79 |
| RW-70 | 735.43 | 11/30/2021 | 46.22 | 46.97 | 0.75 | 689.01 |
| RW-70 | 735.43 | 12/28/2021 | 47.14 | 47.30 | 0.16 | 688.24 |
| RW-71 | 714.52 | 8/2/2021 | 33.65 | 36.48 | 2.83 | 680.11 |
| RW-71 | 714.52 | 8/16/2021 | 32.93 | 33.93 | 1.00 | 681.32 |
| RW-71 | 714.52 | 8/26/2021 | 34.61 | 37.48 | 2.87 | 679.14 |
| RW-71 | 714.52 | 9/16/2021 | 35.96 | 37.68 | 1.72 | 678.10 |
| RW-71 | 714.97 | 9/23/2021 | 36.72 | 37.94 | 1.22 | 677.92 |
| RW-71 | 714.97 | 10/27/2021 | 38.35 | 38.69 | 0.34 | 676.53 |
| RW-71 | 714.97 | 11/30/2021 | ND | 41.42 | 0.00 | 673.55 |
| RW-71 | 714.97 | 12/28/2021 | ND | 41.86 | 0.00 | 673.11 |
| RW-72 | 711.57 | 8/2/2021 | 31.23 | 32.55 | 1.32 | 679.99 |
| RW-72 | 711.57 | 8/16/2021 | 31.68 | 33.93 | 2.25 | 679.29 |
| RW-72 | 711.57 | 8/26/2021 | 32.78 | 32.98 | 0.20 | 678.74 |
| RW-72 | 711.57 | 9/16/2021 | 33.19 | 35.43 | 2.24 | 677.78 |
| RW-72 | 711.93 | 9/23/2021 | 33.66 | 36.22 | 2.56 | 677.58 |
| RW-72 | 711.93 | 10/27/2021 | 35.63 | 36.57 | 0.94 | 676.05 |
| RW-72 | 711.93 | 11/30/2021 | 38.55 | 38.58 | 0.03 | 673.37 |
| RW-72 | 711.93 | 12/28/2021 | ND | 39.11 | 0.00 | 672.82 |
| RW-73 | 709.82 | 8/2/2021 | 29.18 | 32.85 | 3.67 | 679.66 |
| RW-73 | 709.82 | 8/26/2021 | 30.67 | 33.24 | 2.57 | 678.46 |
| RW-73 | 709.82 | 9/16/2021 | 31.44 | 34.31 | 2.87 | 677.61 |
| RW-73 | 710.22 | 9/23/2021 | 32.38 | 33.91 | 1.53 | 677.43 |
| RW-73 | 710.22 | 10/27/2021 | 33.41 | 37.03 | 3.62 | 675.84 |
| RW-73 | 710.22 | 11/30/2021 | 37.15 | 37.25 | 0.10 | 673.04 |
| RW-73 | 710.22 | 12/28/2021 | ND | 37.79 | 0.00 | 672.43 |
| RW-74 | 707.44 | 8/26/2021 | 25.41 | 34.28 | 8.87 | 679.66 |
| RW-74 | 707.44 | 9/16/2021 | 26.04 | 37.27 | 11.23 | 678.39 |
| RW-74 | 707.80 | 9/23/2021 | 26.41 | 37.97 | 11.56 | 678.30 |
| RW-74 | 707.80 | 10/27/2021 | 30.08 | 35.91 | 5.83 | 676.16 |
| RW-74 | 707.80 | 11/30/2021 | 33.22 | 35.28 | 2.06 | 674.03 |
| RW-74 | 707.80 | 12/28/2021 | 34.17 | 35.45 | 1.28 | 673.29 |
| RW-75 | 708.82 | 8/16/2021 | 23.23 | 28.40 | 5.17 | 684.20 |
| RW-75 | 708.82 | 8/26/2021 | 25.05 | 26.72 | 1.67 | 683.32 |
| RW-75 | 708.82 | 9/16/2021 | 26.02 | 28.64 | 2.62 | 682.09 |
| RW-75 | 708.82 | 9/23/2021 | 26.26 | 29.07 | 2.81 | 681.80 |
| RW-75 | 708.82 | 10/27/2021 | 27.47 | 32.08 | 4.61 | 680.11 |
| RW-75 | 708.82 | 11/30/2021 | 29.36 | 32.90 | 3.54 | 678.51 |
| RW-75 | 708.82 | 12/28/2021 | 30.04 | 33.17 | 3.13 | 677.94 |
| RW-76 | 710.89 | 8/16/2021 | 22.66 | 31.72 | 9.06 | 685.80 |
| RW-76 | 710.89 | 8/26/2021 | 24.90 | 30.32 | 5.42 | 684.54 |
| RW-76 | 710.89 | 9/16/2021 | 25.79 | 32.36 | 6.57 | 683.34 |

**Table 4**
**Summary of Recovery Well Gauging Data**

Colonial Pipeline Company
2020-L1-SR2448
Huntersville, North Carolina

| Well ID | Top Of Casing Elevation[1] | Date | Depth to Free Product (ft btoc) | Depth to Groundwater (ft btoc) | Free Product Thickness (ft) | Groundwater Elevation[2] (ft btoc) |
|---|---|---|---|---|---|---|
| RW-76 | 710.89 | 9/23/2021 | 26.06 | 32.53 | 6.47 | 683.09 |
| RW-76 | 710.89 | 10/27/2021 | 27.51 | 34.44 | 6.93 | 681.52 |
| RW-76 | 710.89 | 11/30/2021 | 29.41 | 35.27 | 5.86 | 679.91 |
| RW-76 | 710.89 | 12/28/2021 | 30.15 | 35.93 | 5.78 | 679.19 |
| RW-77 | 739.77 | 8/16/2021 | 47.35 | 54.44 | 7.09 | 690.52 |
| RW-77 | 739.77 | 8/26/2021 | 47.60 | 54.43 | 6.83 | 690.34 |
| RW-77 | 739.77 | 8/30/2021 | 47.66 | 54.83 | 7.17 | 690.19 |
| RW-77 | 739.77 | 9/16/2021 | 49.07 | 52.97 | 3.90 | 689.65 |
| RW-77 | 739.77 | 9/23/2021 | 49.32 | 52.86 | 3.54 | 689.50 |
| RW-77 | 739.77 | 10/27/2021 | 50.38 | 52.95 | 2.57 | 688.70 |
| RW-77 | 739.77 | 11/30/2021 | 51.40 | 53.19 | 1.79 | 687.89 |
| RW-77 | 739.77 | 12/28/2021 | 52.33 | 53.66 | 1.33 | 687.08 |
| RW-78 | 739.00 | 8/16/2021 | ND | 49.38 | 0.00 | 689.62 |
| RW-78 | 739.00 | 8/26/2021 | ND | 49.49 | 0.00 | 689.51 |
| RW-78 | 739.00 | 8/30/2021 | ND | 50.09 | 0.00 | 688.91 |
| RW-78 | 739.00 | 9/23/2021 | ND | 50.36 | 0.00 | 688.64 |
| RW-78 | 739.00 | 10/6/2021 | ND | 50.58 | 0.00 | 688.42 |
| RW-78 | 739.00 | 10/12/2021 | ND | 50.70 | 0.00 | 688.30 |
| RW-78 | 739.00 | 10/18/2021 | ND | 50.81 | 0.00 | 688.19 |
| RW-78 | 739.00 | 10/27/2021 | 50.87 | 50.90 | 0.03 | 688.12 |
| RW-78 | 739.00 | 11/1/2021 | 51.12 | 51.17 | 0.05 | 687.87 |
| RW-78 | 739.00 | 11/15/2021 | 51.74 | 51.84 | 0.10 | 687.23 |
| RW-78 | 739.46 | 11/30/2021 | 52.04 | 52.86 | 0.82 | 687.20 |
| RW-78 | 739.46 | 12/28/2021 | 53.23 | 54.02 | 0.79 | 686.02 |
| RW-79 | 727.67 | 8/26/2021 | 33.33 | 38.25 | 4.92 | 693.02 |
| RW-79 | 727.67 | 8/30/2021 | 33.35 | 38.28 | 4.93 | 693.00 |
| RW-79 | 727.67 | 9/16/2021 | 33.64 | 34.84 | 1.20 | 693.71 |
| RW-79 | 727.67 | 9/23/2021 | 33.94 | 35.28 | 1.34 | 693.37 |
| RW-79 | 727.67 | 10/27/2021 | 34.53 | 37.43 | 2.90 | 692.36 |
| RW-79 | 727.67 | 11/30/2021 | 35.00 | 37.69 | 2.69 | 691.95 |
| RW-79 | 727.67 | 12/28/2021 | 35.64 | 38.55 | 2.91 | 691.25 |
| RW-80 | 730.09 | 8/30/2021 | 35.24 | 39.15 | 3.91 | 693.80 |
| RW-80 | 730.09 | 9/16/2021 | 36.02 | 39.40 | 3.38 | 693.16 |
| RW-80 | 730.09 | 9/23/2021 | 39.38 | --- | --- | --- |
| RW-80 | 730.09 | 10/27/2021 | 37.45 | 39.26 | 1.81 | 692.15 |
| RW-80 | 730.09 | 11/30/2021 | 37.80 | 39.12 | 1.32 | 691.93 |
| RW-80 | 730.09 | 12/28/2021 | 38.38 | 39.15 | 0.77 | 691.50 |
| RW-81 | 728.83 | 8/30/2021 | 35.35 | 40.86 | 5.51 | 692.00 |
| RW-81 | 728.83 | 9/16/2021 | 35.01 | 38.76 | 3.75 | 692.81 |
| RW-81 | 728.83 | 9/23/2021 | 35.23 | 38.45 | 3.22 | 692.74 |
| RW-81 | 728.83 | 10/27/2021 | 36.11 | 38.95 | 2.84 | 691.96 |
| RW-81 | 728.83 | 11/30/2021 | 36.62 | 39.10 | 2.48 | 691.54 |
| RW-81 | 728.83 | 12/28/2021 | 37.27 | 39.10 | 1.83 | 691.07 |
| RW-82 | 726.16 | 9/23/2021 | ND | 37.84 | 0.00 | 688.32 |
| RW-82 | 726.16 | 10/6/2021 | ND | 38.50 | 0.00 | 687.66 |

**Table 4**
**Summary of Recovery Well Gauging Data**

Colonial Pipeline Company
2020-L1-SR2448
Huntersville, North Carolina

| Well ID | Top Of Casing Elevation[1] | Date | Depth to Free Product (ft btoc) | Depth to Groundwater (ft btoc) | Free Product Thickness (ft) | Groundwater Elevation[2] (ft btoc) |
|---|---|---|---|---|---|---|
| RW-82 | 726.16 | 10/12/2021 | ND | 38.69 | 0.00 | 687.47 |
| RW-82 | 726.16 | 10/18/2021 | ND | 38.75 | 0.00 | 687.41 |
| RW-82 | 726.16 | 10/27/2021 | ND | 38.47 | 0.00 | 687.69 |
| RW-82 | 726.16 | 11/1/2021 | ND | 38.67 | 0.00 | 687.49 |
| RW-82 | 726.16 | 11/15/2021 | ND | 39.81 | 0.00 | 686.35 |
| RW-82 | 726.16 | 11/22/2021 | ND | 38.90 | 0.00 | 687.26 |
| RW-82 | 726.16 | 11/30/2021 | ND | 39.10 | 0.00 | 687.06 |
| RW-82 | 726.16 | 12/6/2021 | ND | 39.09 | 0.00 | 687.07 |
| RW-82 | 726.16 | 12/13/2021 | ND | 39.25 | 0.00 | 686.91 |
| RW-82 | 726.16 | 12/20/2021 | ND | 39.50 | 0.00 | 686.66 |
| RW-82 | 726.16 | 12/28/2021 | ND | 39.55 | 0.00 | 686.61 |
| RW-82 | 726.16 | 1/4/2021 | ND | 40.02 | 0.00 | 686.14 |
| RW-82 | 726.16 | 1/10/2022 | ND | 40.19 | 0.00 | 685.97 |
| RW-83 | 713.05 | 9/16/2021 | ND | 34.75 | 0.00 | 678.30 |
| RW-83 | 713.05 | 9/23/2021 | 35.29 | 35.34 | 0.05 | 677.75 |
| RW-83 | 713.05 | 10/6/2021 | ARP | ARP | ARP | ARP |
| RW-83 | 713.05 | 10/27/2021 | ND | 37.02 | 0.00 | 676.03 |
| RW-83 | 713.40 | 11/30/2021 | ND | 39.88 | 0.00 | 673.52 |
| RW-83 | 713.40 | 12/28/2021 | ND | 40.38 | 0.00 | 673.02 |
| RW-84 | 711.47 | 10/27/2021 | 32.32 | 44.02 | 11.70 | 676.02 |
| RW-84 | 711.47 | 11/30/2021 | 36.11 | 42.04 | 5.93 | 673.77 |
| RW-84 | 711.47 | 12/28/2021 | 36.95 | 42.45 | 5.50 | 673.05 |
| RW-85 | 713.08 | 10/18/2021 | 29.83 | 40.68 | 10.85 | 680.34 |
| RW-85 | 713.08 | 10/27/2021 | 29.78 | 37.38 | 7.60 | 681.26 |
| RW-85 | 713.08 | 11/1/2021 | 30.09 | 37.62 | 7.53 | 680.97 |
| RW-85 | 712.10 | 11/30/2021 | 32.24 | 33.73 | 1.49 | 679.46 |
| RW-85 | 712.10 | 12/28/2021 | 32.96 | 34.66 | 1.70 | 678.68 |
| RW-86 | 705.46 | 10/18/2021 | 26.60 | 30.29 | 3.69 | 677.88 |
| RW-86 | 705.46 | 10/27/2021 | 25.00 | 33.54 | 8.54 | 678.18 |
| RW-86 | 705.46 | 11/1/2021 | 25.29 | 33.91 | 8.62 | 677.87 |
| RW-86 | 705.90 | 11/30/2021 | 28.92 | 30.32 | 1.40 | 676.60 |
| RW-86 | 705.90 | 12/28/2021 | 29.28 | 30.65 | 1.37 | 676.25 |
| RW-87 | 710.28 | 10/18/2021 | 30.20 | 46.71 | 16.51 | 675.66 |
| RW-87 | 710.28 | 10/27/2021 | 29.46 | 42.98 | 13.52 | 677.20 |
| RW-87 | 710.28 | 11/1/2021 | 30.25 | 43.21 | 12.96 | 676.56 |
| RW-87 | 711.10 | 11/30/2021 | 34.47 | 40.71 | 6.24 | 674.96 |
| RW-87 | 711.10 | 12/28/2021 | 35.33 | 41.29 | 5.96 | 674.18 |
| RW-88 | 713.53 | 10/27/2021 | 31.77 | 37.10 | 5.33 | 680.34 |
| RW-88 | 713.53 | 11/1/2021 | 32.29 | 37.06 | 4.77 | 679.97 |
| RW-88 | 713.82 | 11/30/2021 | 35.05 | 38.57 | 3.52 | 677.83 |
| RW-88 | 713.82 | 12/28/2021 | 36.12 | 38.53 | 2.41 | 677.05 |
| RW-89 | 716.12 | 10/27/2021 | 32.11 | 38.57 | 6.46 | 682.28 |
| RW-89 | 716.12 | 11/1/2021 | 32.16 | 39.39 | 7.23 | 682.03 |
| RW-89 | 716.12 | 11/30/2021 | 34.87 | 39.09 | 4.22 | 680.12 |
| RW-89 | 716.12 | 12/28/2021 | 36.17 | 39.81 | 3.64 | 678.98 |

**Table 4**
**Summary of Recovery Well Gauging Data**

Colonial Pipeline Company
2020-L1-SR2448
Huntersville, North Carolina

| Well ID | Top Of Casing Elevation[1] | Date | Depth to Free Product (ft btoc) | Depth to Groundwater (ft btoc) | Free Product Thickness (ft) | Groundwater Elevation[2] (ft btoc) |
|---|---|---|---|---|---|---|
| RW-90 | 713.70 | 10/27/2021 | 29.12 | 38.55 | 9.43 | 682.06 |
| RW-90 | 713.70 | 11/1/2021 | 29.36 | 38.82 | 9.46 | 681.81 |
| RW-90 | 714.17 | 11/30/2021 | 31.96 | 38.15 | 6.19 | 680.55 |
| RW-90 | 714.17 | 12/28/2021 | 32.89 | 38.70 | 5.81 | 679.73 |
| RW-91 | 715.54 | 10/27/2021 | 28.78 | 38.74 | 9.96 | 684.09 |
| RW-91 | 715.54 | 11/1/2021 | 28.94 | 39.11 | 10.17 | 683.88 |
| RW-91 | 715.54 | 11/30/2021 | 31.60 | 38.46 | 6.86 | 682.10 |
| RW-91 | 715.54 | 12/28/2021 | 32.53 | 38.95 | 6.42 | 681.29 |
| RW-92 | 708.81 | 10/27/2021 | ND | 34.84 | 0.00 | 673.97 |
| RW-92 | 708.81 | 11/1/2021 | 34.52 | 37.48 | 2.96 | 673.50 |
| RW-92 | 708.81 | 11/30/2021 | 35.00 | 35.70 | 0.70 | 673.62 |
| RW-92 | 708.81 | 12/28/2021 | 35.69 | 36.43 | 0.74 | 672.92 |
| RW-93 | 711.48 | 11/22/2021 | 34.05 | 39.11 | 5.06 | 676.08 |
| RW-93 | 711.48 | 11/30/2021 | 38.36 | 38.56 | 0.20 | 673.07 |
| RW-93 | 711.48 | 12/28/2021 | 38.98 | 38.99 | 0.01 | 672.50 |
| RW-94 | 716.88 | 11/30/2021 | ND | 42.56 | 0.00 | 674.32 |
| RW-94 | 716.88 | 12/6/2021 | 44.80 | 45.02 | 0.22 | 672.02 |
| RW-94 | 716.88 | 12/13/2021 | 44.90 | 45.21 | 0.31 | 671.90 |
| RW-94 | 716.88 | 12/20/2021 | 45.20 | 45.63 | 0.43 | 671.56 |
| RW-94 | 716.88 | 12/28/2021 | ND | 43.00 | 0.00 | 673.88 |
| RW-94 | 716.88 | 1/4/2021 | 45.21 | 45.45 | 0.24 | 671.61 |
| RW-95 | 723.61 | 11/30/2021 | 42.74 | 42.92 | 0.18 | 680.82 |
| RW-95 | 723.61 | 12/6/2021 | 43.26 | 44.32 | 1.06 | 680.07 |
| RW-95 | 723.61 | 12/13/2021 | 43.42 | 44.93 | 1.51 | 679.79 |
| RW-95 | 723.61 | 12/20/2021 | 43.40 | 46.04 | 2.64 | 679.50 |
| RW-95 | 723.61 | 12/28/2021 | 42.67 | 45.71 | 3.04 | 680.13 |
| RW-95 | 723.61 | 1/4/2021 | 43.50 | 47.26 | 3.76 | 679.10 |
| RW-96 | 723.09 | 11/13/2021 | 46.84 | 47.86 | 1.02 | 675.98 |
| RW-96 | 723.09 | 12/6/2021 | 45.43 | 44.56 | -0.87 | 677.89 |
| RW-96 | 723.09 | 12/20/2021 | 47.25 | 47.30 | 0.05 | 675.83 |
| RW-96 | 723.09 | 12/28/2021 | 45.67 | 45.70 | 0.03 | 677.41 |
| RW-96 | 723.09 | 1/4/2021 | 47.61 | 47.63 | 0.02 | 675.47 |
| RW-96 | 723.09 | 1/10/2022 | 46.00 | 46.09 | 0.09 | 677.07 |
| RW-97 | 729.73 | 12/13/2021 | 44.78 | 50.00 | 5.22 | 683.55 |
| RW-97 | 729.73 | 12/6/2021 | 44.71 | 49.19 | 4.48 | 683.82 |
| RW-97 | 729.73 | 12/20/2021 | 44.81 | 50.49 | 5.68 | 683.40 |
| RW-97 | 729.73 | 12/28/2021 | 44.62 | 46.87 | 2.25 | 684.51 |
| RW-98 | 724.82 | 12/13/2021 | 43.99 | 47.82 | 3.83 | 679.81 |
| RW-98 | 724.82 | 12/20/2021 | 44.39 | 47.53 | 3.14 | 679.59 |
| RW-98 | 724.82 | 12/28/2021 | 44.40 | 45.43 | 1.03 | 680.14 |
| RW-99 | 731.55 | 12/13/2021 | 48.51 | 48.89 | 0.38 | 682.94 |
| RW-99 | 731.55 | 12/20/2021 | 45.25 | 45.63 | 0.38 | 686.20 |
| RW-99 | 731.55 | 12/28/2021 | 45.35 | 45.73 | 0.38 | 686.10 |
| RW-99 | 731.55 | 1/4/2021 | 45.65 | 45.98 | 0.33 | 685.81 |
| RW-99 | 731.55 | 1/10/2022 | 46.04 | 46.38 | 0.34 | 685.42 |

**Table 4**
**Summary of Recovery Well Gauging Data**

Colonial Pipeline Company
2020-L1-SR2448
Huntersville, North Carolina

| Well ID | Top Of Casing Elevation[1] | Date | Depth to Free Product (ft btoc) | Depth to Groundwater (ft btoc) | Free Product Thickness (ft) | Groundwater Elevation[2] (ft btoc) |
|---|---|---|---|---|---|---|
| RW-100 | 719.14 | 12/13/2021 | 31.15 | 45.18 | 14.03 | 684.24 |
| RW-100 | 719.14 | 12/20/2021 | 31.45 | 45.15 | 13.70 | 684.02 |
| RW-100 | 719.14 | 12/28/2021 | 33.51 | 41.96 | 8.45 | 683.37 |
| RW-101 | 716.95 | 12/20/2021 | 32.90 | 41.34 | 8.44 | 681.79 |
| RW-101 | 716.95 | 12/28/2021 | 32.87 | 40.46 | 7.59 | 682.05 |
| RW-101 | 716.95 | 1/4/2021 | 34.60 | 41.57 | 6.97 | 680.48 |
| RW-102 | 717.77 | 12/20/2021 | 33.73 | 42.16 | 8.43 | 681.78 |
| RW-102 | 717.77 | 12/28/2021 | 33.92 | 41.17 | 7.25 | 681.91 |
| RW-103 | 731.95 | 12/20/2021 | 46.30 | 47.05 | 0.75 | 685.45 |
| RW-103 | 731.95 | 12/28/2021 | 46.22 | 47.53 | 1.31 | 685.38 |
| RW-103 | 731.95 | 1/4/2021 | 46.49 | 48.30 | 1.81 | 684.98 |
| RW-103 | 731.95 | 1/10/2022 | 46.87 | 48.52 | 1.65 | 684.64 |
| RW-104 | 715.94 | 12/28/2021 | 32.10 | 39.70 | 7.60 | 681.81 |
| RW-104 | 715.94 | 1/4/2021 | 31.69 | 39.11 | 7.42 | 682.26 |
| RW-105 | | 12/28/2021 | 34.02 | 38.12 | 4.10 | -- |
| RW-105 | | 1/4/2021 | 34.35 | 40.31 | 5.96 | -- |
| Hydraulic Control Wells | | | | | | |
| HCW-01 | 742.48 | 1/19/2021 | ND | 50.90 | 0.00 | 691.58 |
| HCW-01 | 742.48 | 1/25/2021 | ND | 50.86 | 0.00 | 691.62 |
| HCW-01 | 742.48 | 2/1/2021 | 50.14 | 52.59 | 2.45 | 691.69 |
| HCW-01 | 742.48 | 2/8/2021 | 50.35 | 53.38 | 3.03 | 691.32 |
| HCW-01 | 742.48 | 2/16/2021 | 50.02 | 53.08 | 3.06 | 691.64 |
| HCW-01 | 742.48 | 2/22/2021 | 50.00 | 53.09 | 3.09 | 691.65 |
| HCW-01 | 742.48 | 3/4/2021 | 49.90 | 53.14 | 3.24 | 691.71 |
| HCW-01 | 742.48 | 3/8/2021 | 50.16 | 53.45 | 3.29 | 691.44 |
| HCW-01 | 742.48 | 3/11/2021 | 50.10 | 53.34 | 3.24 | 691.51 |
| HCW-01 | 742.48 | 3/15/2021 | 50.08 | 53.38 | 3.30 | 691.52 |
| HCW-01 | 742.48 | 3/22/2021 | 50.09 | 53.19 | 3.10 | 691.56 |
| HCW-01 | 742.48 | 4/1/2021 | 50.05 | 53.10 | 3.05 | 691.61 |
| HCW-01 | 742.48 | 4/12/2021 | ARP | ARP | ARP | ARP |
| HCW-01 | 742.48 | 4/19/2021 | ARP | ARP | ARP | ARP |
| HCW-01 | 742.48 | 4/29/2021 | 50.81 | 51.58 | 0.77 | 691.46 |
| HCW-01 | 742.48 | 5/3/2021 | ARP | ARP | ARP | ARP |
| HCW-01 | 742.48 | 5/10/2021 | ARP | ARP | ARP | ARP |
| HCW-01 | 742.48 | 5/26/2021 | 50.86 | 51.37 | 0.51 | 691.48 |
| HCW-01 | 742.48 | 6/9/2021 | 50.90 | 51.66 | 0.76 | 691.38 |
| HCW-01 | 742.48 | 7/1/2021 | 51.17 | 51.40 | 0.23 | 691.25 |
| HCW-01 | 742.48 | 7/14/2021 | 51.32 | 51.44 | 0.12 | 691.13 |
| HCW-01 | 742.48 | 7/28/2021 | 51.55 | 51.88 | 0.33 | 690.84 |
| HCW-01 | 742.48 | 8/26/2021 | 52.10 | 52.50 | 0.40 | 690.27 |
| HCW-01 | 742.48 | 9/16/2021 | 52.63 | 52.76 | 0.13 | 689.82 |
| HCW-01 | 742.48 | 9/23/2021 | 52.75 | 52.82 | 0.07 | 689.71 |
| HCW-01 | 742.48 | 10/12/2021 | ARP | ARP | ARP | ARP |
| HCW-01 | 742.48 | 10/27/2021 | 53.42 | 53.68 | 0.26 | 688.99 |
| HCW-01 | 742.48 | 11/30/2021 | 54.18 | 54.77 | 0.59 | 688.14 |

**Table 4**
**Summary of Recovery Well Gauging Data**

Colonial Pipeline Company
2020-L1-SR2448
Huntersville, North Carolina

| Well ID | Top Of Casing Elevation[1] | Date | Depth to Free Product (ft btoc) | Depth to Groundwater (ft btoc) | Free Product Thickness (ft) | Groundwater Elevation[2] (ft btoc) |
|---|---|---|---|---|---|---|
| HCW-01 | 742.48 | 12/6/2021 | ARP | ARP | ARP | ARP |
| HCW-01 | 742.48 | 12/13/2021 | ARP | ARP | ARP | ARP |
| HCW-01 | 742.48 | 12/20/2021 | ARP | ARP | ARP | ARP |
| HCW-01 | 742.48 | 12/28/2021 | 54.84 | 55.21 | 0.37 | 687.54 |
| HCW-01 | 742.48 | 1/4/2022 | ARP | ARP | ARP | ARP |
| HCW-01 | 742.48 | 1/10/2021 | ARP | ARP | ARP | ARP |
| HCW-02 | 744.96 | 1/19/2021 | ND | 53.12 | 0.00 | 691.84 |
| HCW-02 | 744.96 | 1/25/2021 | ND | 53.12 | 0.00 | 691.84 |
| HCW-02 | 744.96 | 2/1/2021 | ND | 53.03 | 0.00 | 691.93 |
| HCW-02 | 744.96 | 2/8/2021 | ND | 53.39 | 0.00 | 691.57 |
| HCW-02 | 744.96 | 2/16/2021 | ND | 53.09 | 0.00 | 691.87 |
| HCW-02 | 744.96 | 2/22/2021 | ND | 53.11 | 0.00 | 691.85 |
| HCW-02 | 744.96 | 3/4/2021 | ND | 53.10 | 0.00 | 691.86 |
| HCW-02 | 744.96 | 3/8/2021 | ND | 53.15 | 0.00 | 691.81 |
| HCW-02 | 744.96 | 3/15/2021 | ND | 53.26 | 0.00 | 691.70 |
| HCW-02 | 744.96 | 3/22/2021 | ND | 53.15 | 0.00 | 691.81 |
| HCW-02 | 744.96 | 4/1/2021 | ND | 53.17 | 0.00 | 691.79 |
| HCW-02 | 744.96 | 4/12/2021 | ND | 53.28 | 0.00 | 691.68 |
| HCW-02 | 744.96 | 4/19/2021 | ND | 53.35 | 0.00 | 691.61 |
| HCW-02 | 744.96 | 4/29/2021 | ND | 53.14 | 0.00 | 691.82 |
| HCW-02 | 744.96 | 5/3/2021 | ND | 53.23 | 0.00 | 691.73 |
| HCW-02 | 744.96 | 5/10/2021 | ND | 53.41 | 0.00 | 691.55 |
| HCW-02 | 744.96 | 5/18/2021 | ND | 53.33 | 0.00 | 691.63 |
| HCW-02 | 744.96 | 5/26/2021 | ND | 53.14 | 0.00 | 691.82 |
| HCW-02 | 744.96 | 5/31/2021 | ND | 53.27 | 0.00 | 691.69 |
| HCW-02 | 744.96 | 6/7/2021 | ND | 53.32 | 0.00 | 691.64 |
| HCW-02 | 744.96 | 6/14/2021 | ND | 53.16 | 0.00 | 691.80 |
| HCW-02 | 744.96 | 6/21/2021 | ND | 53.44 | 0.00 | 691.52 |
| HCW-02 | 744.96 | 7/1/2021 | ND | 53.37 | 0.00 | 691.59 |
| HCW-02 | 744.96 | 7/6/2021 | ND | 53.57 | 0.00 | 691.39 |
| HCW-02 | 744.96 | 7/14/2021 | ND | 43.56 | 0.00 | 701.40 |
| HCW-02 | 744.96 | 7/28/2021 | ND | 53.73 | 0.00 | 691.23 |
| HCW-02 | 744.96 | 8/2/2021 | ND | 54.09 | 0.00 | 690.87 |
| HCW-02 | 744.96 | 8/16/2021 | ND | 54.16 | 0.00 | 690.80 |
| HCW-02 | 744.96 | 8/26/2021 | ND | 54.27 | 0.00 | 690.69 |
| HCW-02 | 744.96 | 8/30/2021 | ND | 54.76 | 0.00 | 690.20 |
| HCW-02 | 744.96 | 9/14/2021 | ND | 55.04 | 0.00 | 689.92 |
| HCW-02 | 744.96 | 9/23/2021 | ND | 54.94 | 0.00 | 690.02 |
| HCW-02 | 744.96 | 10/6/2021 | ND | 55.59 | 0.00 | 689.37 |
| HCW-02 | 744.96 | 10/12/2021 | ND | 55.57 | 0.00 | 689.39 |
| HCW-02 | 744.96 | 10/18/2021 | ND | 55.73 | 0.00 | 689.23 |
| HCW-02 | 744.96 | 10/27/2021 | ND | 55.67 | 0.00 | 689.29 |
| HCW-02 | 744.96 | 11/1/2021 | ND | 55.92 | 0.00 | 689.04 |
| HCW-02 | 744.96 | 11/15/2021 | ND | 56.46 | 0.00 | 688.50 |
| HCW-02 | 744.96 | 11/22/2021 | ND | 56.62 | 0.00 | 688.34 |

**Table 4**
**Summary of Recovery Well Gauging Data**

Colonial Pipeline Company
2020-L1-SR2448
Huntersville, North Carolina

| Well ID | Top Of Casing Elevation[1] | Date | Depth to Free Product (ft btoc) | Depth to Groundwater (ft btoc) | Free Product Thickness (ft) | Groundwater Elevation[2] (ft btoc) |
|---|---|---|---|---|---|---|
| HCW-02 | 744.96 | 11/30/2021 | ND | 56.59 | 0.00 | 688.37 |
| HCW-02 | 744.96 | 12/6/2021 | ND | 56.75 | 0.00 | 688.21 |
| HCW-02 | 744.96 | 12/13/2021 | ND | 57.08 | 0.00 | 687.88 |
| HCW-02 | 744.96 | 12/20/2021 | ND | 57.30 | 0.00 | 687.66 |
| HCW-02 | 744.96 | 12/28/2021 | ND | 57.09 | 0.00 | 687.87 |
| HCW-02 | 744.96 | 1/4/2022 | ND | 57.70 | 0.00 | 687.26 |
| HCW-02 | 744.96 | 1/10/2021 | ND | 58.49 | 0.00 | 686.47 |
| HCW-03 | 745.48 | 1/19/2021 | ND | 53.85 | 0.00 | 691.63 |
| HCW-03 | 745.48 | 1/25/2021 | ND | 53.78 | 0.00 | 691.70 |
| HCW-03 | 745.48 | 2/1/2021 | ND | 53.72 | 0.00 | 691.76 |
| HCW-03 | 745.48 | 2/8/2021 | ND | 54.08 | 0.00 | 691.40 |
| HCW-03 | 745.48 | 2/16/2021 | ND | 53.29 | 0.00 | 692.19 |
| HCW-03 | 745.48 | 2/22/2021 | ND | 53.78 | 0.00 | 691.70 |
| HCW-03 | 745.48 | 3/4/2021 | ND | 53.78 | 0.00 | 691.70 |
| HCW-03 | 745.48 | 3/8/2021 | ND | 53.94 | 0.00 | 691.54 |
| HCW-03 | 745.48 | 3/15/2021 | 53.89 | 53.92 | 0.03 | 691.58 |
| HCW-03 | 745.48 | 3/22/2021 | 53.84 | 53.91 | 0.07 | 691.62 |
| HCW-03 | 745.48 | 4/1/2021 | 53.78 | 53.86 | 0.08 | 691.68 |
| HCW-03 | 745.48 | 4/12/2021 | 53.92 | 54.01 | 0.09 | 691.54 |
| HCW-03 | 745.48 | 4/19/2021 | 53.94 | 54.04 | 0.10 | 691.51 |
| HCW-03 | 745.48 | 4/29/2021 | 53.75 | 53.79 | 0.04 | 691.72 |
| HCW-03 | 745.48 | 5/3/2021 | 53.88 | 53.91 | 0.03 | 691.59 |
| HCW-03 | 745.48 | 5/10/2021 | 54.00 | 54.02 | 0.02 | 691.47 |
| HCW-03 | 745.48 | 5/18/2021 | 54.00 | 54.03 | 0.03 | 691.47 |
| HCW-03 | 745.48 | 5/26/2021 | ND | 53.77 | 0.00 | 691.71 |
| HCW-03 | 745.48 | 5/31/2021 | ND | 54.02 | 0.00 | 691.46 |
| HCW-03 | 745.48 | 6/7/2021 | 54.08 | 54.11 | 0.03 | 691.39 |
| HCW-03 | 745.48 | 6/14/2021 | ND | 53.79 | 0.00 | 691.69 |
| HCW-03 | 745.48 | 6/21/2021 | 54.05 | 54.08 | 0.03 | 691.42 |
| HCW-03 | 745.48 | 7/1/2021 | 54.08 | 54.12 | 0.04 | 691.39 |
| HCW-03 | 745.48 | 7/6/2021 | 54.26 | 54.29 | 0.03 | 691.21 |
| HCW-03 | 745.48 | 7/14/2021 | 54.21 | 54.29 | 0.08 | 691.25 |
| HCW-03 | 745.48 | 7/28/2021 | 54.44 | 54.48 | 0.04 | 691.03 |
| HCW-03 | 745.48 | 8/2/2021 | 54.81 | 54.84 | 0.03 | 690.66 |
| HCW-03 | 745.48 | 8/16/2021 | 54.89 | 54.92 | 0.03 | 690.58 |
| HCW-03 | 745.48 | 8/26/2021 | ND | 53.70 | 0.00 | 691.78 |
| HCW-03 | 745.48 | 9/16/2021 | ND | 54.18 | 0.00 | 691.30 |
| HCW-03 | 745.48 | 9/23/2021 | ND | 54.30 | 0.00 | 691.18 |
| HCW-03 | 745.48 | 10/12/2021 | ARP | ARP | ARP | ARP |
| HCW-03 | 745.48 | 10/27/2021 | ND | 55.01 | 0.00 | 690.47 |
| HCW-03 | 744.22 | 11/30/2021 | ND | 55.85 | 0.00 | 688.37 |
| HCW-03 | 744.22 | 12/6/2021 | ARP | ARP | ARP | ARP |
| HCW-03 | 744.22 | 12/13/2021 | ARP | ARP | ARP | ARP |
| HCW-03 | 744.22 | 12/20/2021 | ARP | ARP | ARP | ARP |
| HCW-03 | 744.22 | 12/28/2021 | ND | 56.36 | 0.00 | 687.86 |

**Table 4**
**Summary of Recovery Well Gauging Data**

Colonial Pipeline Company
2020-L1-SR2448
Huntersville, North Carolina

| Well ID | Top Of Casing Elevation[1] | Date | Depth to Free Product (ft btoc) | Depth to Groundwater (ft btoc) | Free Product Thickness (ft) | Groundwater Elevation[2] (ft btoc) |
|---|---|---|---|---|---|---|
| HCW-03 | 744.22 | 1/4/2022 | ARP | ARP | ARP | ARP |
| HCW-03 | 744.22 | 1/10/2021 | ARP | ARP | ARP | ARP |
| HCW-04 | 746.00 | 1/19/2021 | ND | 54.43 | 0.00 | 691.57 |
| HCW-04 | 746.00 | 1/25/2021 | ND | 54.39 | 0.00 | 691.61 |
| HCW-04 | 746.00 | 2/1/2021 | ND | 54.29 | 0.00 | 691.71 |
| HCW-04 | 746.00 | 2/8/2021 | ND | 54.64 | 0.00 | 691.36 |
| HCW-04 | 746.00 | 2/16/2021 | ND | 54.34 | 0.00 | 691.66 |
| HCW-04 | 746.00 | 2/22/2021 | ND | 54.34 | 0.00 | 691.66 |
| HCW-04 | 746.00 | 3/4/2021 | ND | 54.33 | 0.00 | 691.67 |
| HCW-04 | 746.00 | 3/8/2021 | ND | 52.43 | 0.00 | 693.57 |
| HCW-04 | 746.00 | 3/15/2021 | ND | 54.56 | 0.00 | 691.44 |
| HCW-04 | 746.00 | 3/22/2021 | ND | 54.43 | 0.00 | 691.57 |
| HCW-04 | 746.00 | 4/1/2021 | ND | 54.43 | 0.00 | 691.57 |
| HCW-04 | 746.00 | 4/12/2021 | ND | 54.51 | 0.00 | 691.49 |
| HCW-04 | 746.00 | 4/19/2021 | ND | 54.61 | 0.00 | 691.39 |
| HCW-04 | 746.00 | 4/29/2021 | ND | 54.42 | 0.00 | 691.58 |
| HCW-04 | 746.00 | 5/3/2021 | ND | 54.51 | 0.00 | 691.49 |
| HCW-04 | 746.00 | 5/10/2021 | ND | 54.60 | 0.00 | 691.40 |
| HCW-04 | 746.00 | 5/18/2021 | ND | 54.60 | 0.00 | 691.40 |
| HCW-04 | 746.00 | 5/26/2021 | ND | 54.43 | 0.00 | 691.57 |
| HCW-04 | 746.00 | 5/31/2021 | ND | 54.63 | 0.00 | 691.37 |
| HCW-04 | 746.00 | 6/7/2021 | ND | 54.70 | 0.00 | 691.30 |
| HCW-04 | 746.00 | 6/14/2021 | ND | 54.47 | 0.00 | 691.53 |
| HCW-04 | 746.00 | 6/21/2021 | ND | 54.74 | 0.00 | 691.26 |
| HCW-04 | 746.00 | 7/1/2021 | ND | 54.77 | 0.00 | 691.23 |
| HCW-04 | 746.00 | 7/6/2021 | ND | 55.01 | 0.00 | 690.99 |
| HCW-04 | 746.00 | 7/14/2021 | ND | 54.93 | 0.00 | 691.07 |
| HCW-04 | 746.00 | 7/28/2021 | ND | 55.10 | 0.00 | 690.90 |
| HCW-04 | 746.00 | 8/2/2021 | ND | 55.42 | 0.00 | 690.58 |
| HCW-04 | 746.00 | 8/16/2021 | ND | 55.50 | 0.00 | 690.50 |
| HCW-04 | 746.00 | 8/26/2021 | ND | 55.63 | 0.00 | 690.37 |
| HCW-04 | 746.00 | 8/30/2021 | ND | 55.12 | 0.00 | 690.88 |
| HCW-04 | 746.00 | 9/14/2021 | ND | 56.40 | 0.00 | 689.60 |
| HCW-04 | 746.00 | 9/23/2021 | ND | 56.31 | 0.00 | 689.69 |
| HCW-04 | 746.00 | 10/6/2021 | ND | 56.96 | 0.00 | 689.04 |
| HCW-04 | 746.00 | 10/12/2021 | ND | 56.97 | 0.00 | 689.03 |
| HCW-04 | 746.00 | 10/18/2021 | ND | 57.09 | 0.00 | 688.91 |
| HCW-04 | 746.00 | 10/27/2021 | ND | 57.06 | 0.00 | 688.94 |
| HCW-04 | 746.00 | 11/1/2021 | ND | 57.28 | 0.00 | 688.72 |
| HCW-04 | 746.00 | 11/15/2021 | ND | 57.96 | 0.00 | 688.04 |
| HCW-04 | 746.00 | 11/22/2021 | ND | 58.01 | 0.00 | 687.99 |
| HCW-04 | 746.00 | 11/30/2021 | ND | 58.02 | 0.00 | 687.98 |
| HCW-04 | 746.00 | 12/6/2021 | ND | 58.21 | 0.00 | 687.79 |
| HCW-04 | 746.00 | 12/13/2021 | ND | 58.54 | 0.00 | 687.46 |
| HCW-04 | 746.00 | 12/20/2021 | ND | 58.70 | 0.00 | 687.30 |

**Table 4**
**Summary of Recovery Well Gauging Data**

Colonial Pipeline Company
2020-L1-SR2448
Huntersville, North Carolina

| Well ID | Top Of Casing Elevation[1] | Date | Depth to Free Product (ft btoc) | Depth to Groundwater (ft btoc) | Free Product Thickness (ft) | Groundwater Elevation[2] (ft btoc) |
|---|---|---|---|---|---|---|
| HCW-04 | 746.00 | 12/28/2021 | ND | 58.50 | 0.00 | 687.50 |
| HCW-04 | 746.00 | 1/4/2022 | ND | 59.15 | 0.00 | 686.85 |
| HCW-04 | 746.00 | 1/10/2021 | ND | 58.95 | 0.00 | 687.05 |
| HCW-05 | 743.82 | 1/19/2021 | ND | 52.22 | 0.00 | 691.60 |
| HCW-05 | 743.82 | 1/25/2021 | ND | 52.18 | 0.00 | 691.64 |
| HCW-05 | 743.82 | 2/1/2021 | ND | 52.07 | 0.00 | 691.75 |
| HCW-05 | 743.82 | 2/8/2021 | ND | 52.44 | 0.00 | 691.38 |
| HCW-05 | 743.82 | 2/16/2021 | ND | 52.12 | 0.00 | 691.70 |
| HCW-05 | 743.82 | 2/2/2021 | ND | 52.13 | 0.00 | 691.69 |
| HCW-05 | 743.82 | 3/4/2021 | ND | 52.11 | 0.00 | 691.71 |
| HCW-05 | 743.82 | 3/8/2021 | ND | 52.22 | 0.00 | 691.60 |
| HCW-05 | 743.82 | 3/15/2021 | ND | 52.36 | 0.00 | 691.46 |
| HCW-05 | 743.82 | 3/22/2021 | ND | 52.24 | 0.00 | 691.58 |
| HCW-05 | 743.82 | 4/1/2021 | ND | 52.24 | 0.00 | 691.58 |
| HCW-05 | 743.82 | 4/12/2021 | ND | 52.30 | 0.00 | 691.52 |
| HCW-05 | 743.82 | 4/19/2021 | ND | 52.42 | 0.00 | 691.40 |
| HCW-05 | 743.82 | 4/29/2021 | ND | 52.24 | 0.00 | 691.58 |
| HCW-05 | 743.82 | 5/3/2021 | ND | 52.31 | 0.00 | 691.51 |
| HCW-05 | 743.82 | 5/10/2021 | ND | 52.41 | 0.00 | 691.41 |
| HCW-05 | 743.82 | 5/18/2021 | ND | 52.41 | 0.00 | 691.41 |
| HCW-05 | 743.82 | 5/26/2021 | ND | 52.23 | 0.00 | 691.59 |
| HCW-05 | 743.82 | 5/31/2021 | ND | 52.45 | 0.00 | 691.37 |
| HCW-05 | 743.82 | 6/7/2021 | ND | 52.51 | 0.00 | 691.31 |
| HCW-05 | 743.82 | 6/14/2021 | ND | 52.28 | 0.00 | 691.54 |
| HCW-05 | 743.82 | 6/21/2021 | ND | 57.60 | 0.00 | 686.22 |
| HCW-05 | 743.82 | 7/1/2021 | ND | 52.57 | 0.00 | 691.25 |
| HCW-05 | 743.82 | 7/6/2021 | ND | 52.88 | 0.00 | 690.94 |
| HCW-05 | 743.82 | 7/14/2021 | ND | 52.76 | 0.00 | 691.06 |
| HCW-05 | 743.82 | 7/28/2021 | ND | 52.44 | 0.00 | 691.38 |
| HCW-05 | 743.82 | 8/2/2021 | ND | 53.29 | 0.00 | 690.53 |
| HCW-05 | 743.82 | 8/16/2021 | ND | 53.74 | 0.00 | 690.08 |
| HCW-05 | 743.82 | 8/26/2021 | 53.45 | 53.46 | 0.01 | 690.37 |
| HCW-05 | 743.82 | 8/30/2021 | 53.93 | 53.93 | 0.00 | 689.89 |
| HCW-05 | 743.82 | 9/14/2021 | 29.05 | 30.45 | 1.40 | 714.40 |
| HCW-05 | 743.82 | 9/23/2021 | ND | 54.08 | 0.00 | 689.74 |
| HCW-05 | 743.82 | 10/6/2021 | ND | 54.72 | 0.00 | 689.10 |
| HCW-05 | 743.82 | 10/12/2021 | ND | 54.81 | 0.00 | 689.01 |
| HCW-05 | 743.82 | 10/18/2021 | ND | 54.89 | 0.00 | 688.93 |
| HCW-05 | 743.82 | 10/27/2021 | ND | 54.82 | 0.00 | 689.00 |
| HCW-05 | 743.82 | 11/1/2021 | ND | 55.06 | 0.00 | 688.76 |
| HCW-05 | 743.82 | 11/15/2021 | ND | 55.62 | 0.00 | 688.20 |
| HCW-05 | 743.82 | 11/22/2021 | ND | 55.91 | 0.00 | 687.91 |
| HCW-05 | 743.82 | 11/30/2021 | ND | 55.88 | 0.00 | 687.94 |
| HCW-05 | 743.82 | 12/6/2021 | 56.12 | 56.13 | 0.01 | 687.70 |
| HCW-05 | 743.82 | 12/13/2021 | ND | 57.42 | 0.00 | 686.40 |

**Table 4**
**Summary of Recovery Well Gauging Data**

Colonial Pipeline Company
2020-L1-SR2448
Huntersville, North Carolina

| Well ID | Top Of Casing Elevation[1] | Date | Depth to Free Product (ft btoc) | Depth to Groundwater (ft btoc) | Free Product Thickness (ft) | Groundwater Elevation[2] (ft btoc) |
|---|---|---|---|---|---|---|
| HCW-05 | 743.82 | 12/20/2021 | ND | 56.60 | 0.00 | 687.22 |
| HCW-05 | 743.82 | 12/28/2021 | ND | 56.35 | 0.00 | 687.47 |
| HCW-05 | 743.82 | 1/4/2022 | ND | 57.01 | 0.00 | 686.81 |
| HCW-05 | 743.82 | 1/10/2021 | ND | 56.81 | 0.00 | 687.01 |
| HCW-06 | 743.70 | 1/19/2021 | ND | 52.10 | 0.00 | 691.60 |
| HCW-06 | 743.70 | 1/25/2021 | 51.34 | 52.15 | 0.81 | 692.14 |
| HCW-06 | 743.70 | 2/1/2021 | 51.81 | 52.19 | 0.38 | 691.79 |
| HCW-06 | 743.70 | 2/8/2021 | 51.94 | 53.38 | 1.44 | 691.37 |
| HCW-06 | 743.70 | 2/16/2021 | 51.59 | 52.88 | 1.29 | 691.76 |
| HCW-06 | 743.70 | 2/22/2021 | 51.58 | 52.79 | 1.21 | 691.80 |
| HCW-06 | 743.70 | 3/4/2021 | 51.53 | 52.71 | 1.18 | 691.85 |
| HCW-06 | 743.70 | 3/8/2021 | 51.84 | 53.22 | 1.38 | 691.49 |
| HCW-06 | 743.70 | 3/15/2021 | 51.91 | 53.25 | 1.34 | 691.43 |
| HCW-06 | 743.70 | 3/22/2021 | 51.80 | 53.03 | 1.23 | 691.57 |
| HCW-06 | 743.70 | 4/1/2021 | 51.72 | 52.96 | 1.24 | 691.65 |
| HCW-06 | 743.70 | 4/12/2021 | 51.87 | 53.14 | 1.27 | 691.49 |
| HCW-06 | 743.70 | 4/19/2021 | 51.91 | 53.24 | 1.33 | 691.43 |
| HCW-06 | 743.70 | 4/29/2021 | 51.73 | 52.90 | 1.17 | 691.66 |
| HCW-06 | 743.70 | 5/3/2021 | 51.85 | 53.09 | 1.24 | 691.52 |
| HCW-06 | 743.70 | 5/10/2021 | 51.91 | 53.22 | 1.31 | 691.44 |
| HCW-06 | 743.70 | 5/18/2021 | 51.98 | 53.28 | 1.30 | 691.37 |
| HCW-06 | 743.70 | 5/26/2021 | 52.26 | 54.69 | 2.43 | 690.79 |
| HCW-06 | 743.70 | 6/9/2021 | 52.63 | 54.29 | 1.66 | 690.63 |
| HCW-06 | 743.70 | 7/1/2021 | 53.04 | 54.02 | 0.98 | 690.40 |
| HCW-06 | 743.70 | 7/14/2021 | 53.13 | 54.28 | 1.15 | 690.26 |
| HCW-06 | 743.70 | 7/28/2021 | 53.59 | 53.87 | 0.28 | 690.04 |
| HCW-06 | 743.70 | 8/26/2021 | 54.19 | 54.23 | 0.04 | 689.50 |
| HCW-06 | 743.70 | 9/16/2021 | ND | 54.71 | 0.00 | 688.99 |
| HCW-06 | 743.70 | 9/23/2021 | ND | 54.84 | 0.00 | 688.86 |
| HCW-06 | 743.70 | 10/12/2021 | ARP | ARP | ARP | ARP |
| HCW-06 | 743.70 | 10/27/2021 | ND | 55.57 | 0.00 | 688.13 |
| HCW-06 | 743.70 | 11/30/2021 | ND | 56.47 | 0.00 | 687.23 |
| HCW-06 | 743.70 | 12/6/2021 | ARP | ARP | ARP | ARP |
| HCW-06 | 743.70 | 12/13/2021 | ARP | ARP | ARP | ARP |
| HCW-06 | 743.70 | 12/20/2021 | ARP | ARP | ARP | ARP |
| HCW-06 | 743.70 | 12/28/2021 | ND | 57.09 | 0.00 | 686.61 |
| HCW-06 | 743.70 | 1/4/2022 | ARP | ARP | ARP | ARP |
| HCW-06 | 743.70 | 1/10/2021 | ARP | ARP | ARP | ARP |
| HCW-07 | 742.86 | 1/19/2021 | ND | 51.23 | 0.00 | 691.63 |
| HCW-07 | 742.86 | 1/25/2021 | ND | 51.13 | 0.00 | 691.73 |
| HCW-07 | 742.86 | 2/1/2021 | ND | 51.00 | 0.00 | 691.86 |
| HCW-07 | 742.86 | 2/8/2021 | 50.59 | 53.80 | 3.21 | 691.41 |
| HCW-07 | 742.86 | 2/16/2021 | 49.92 | 53.99 | 4.07 | 691.85 |
| HCW-07 | 742.86 | 2/22/2021 | 49.94 | 53.92 | 3.98 | 691.85 |
| HCW-07 | 742.86 | 3/4/2021 | 49.86 | 53.84 | 3.98 | 691.93 |

**Table 4**
**Summary of Recovery Well Gauging Data**

Colonial Pipeline Company
2020-L1-SR2448
Huntersville, North Carolina

| Well ID | Top Of Casing Elevation[1] | Date | Depth to Free Product (ft btoc) | Depth to Groundwater (ft btoc) | Free Product Thickness (ft) | Groundwater Elevation[2] (ft btoc) |
|---|---|---|---|---|---|---|
| HCW-07 | 742.86 | 3/8/2021 | 50.18 | 54.24 | 4.06 | 691.59 |
| HCW-07 | 742.86 | 3/15/2021 | 50.32 | 54.43 | 4.11 | 691.44 |
| HCW-07 | 742.86 | 3/22/2021 | 50.22 | 54.12 | 3.90 | 691.60 |
| HCW-07 | 742.86 | 4/1/2021 | 50.19 | 53.82 | 3.63 | 691.70 |
| HCW-07 | 742.86 | 4/12/2021 | 50.45 | 53.93 | 3.48 | 691.48 |
| HCW-07 | 742.86 | 4/19/2021 | 50.55 | 53.76 | 3.21 | 691.45 |
| HCW-07 | 742.86 | 4/29/2021 | 50.38 | 53.24 | 2.86 | 691.71 |
| HCW-07 | 742.86 | 5/3/2021 | 50.54 | 53.37 | 2.83 | 691.56 |
| HCW-07 | 742.86 | 5/10/2021 | 50.68 | 53.35 | 2.67 | 691.47 |
| HCW-07 | 742.86 | 5/18/2021 | 50.79 | 53.32 | 2.53 | 691.39 |
| HCW-07 | 742.86 | 5/26/2021 | 51.41 | 53.67 | 2.26 | 690.85 |
| HCW-07 | 742.86 | 6/9/2021 | 51.91 | 52.98 | 1.07 | 690.66 |
| HCW-07 | 742.86 | 7/1/2021 | 52.31 | 53.06 | 0.75 | 690.35 |
| HCW-07 | 742.86 | 7/14/2021 | 52.43 | 53.14 | 0.71 | 690.24 |
| HCW-07 | 742.86 | 7/28/2021 | 52.64 | 53.47 | 0.83 | 690.00 |
| HCW-07 | 742.86 | 8/26/2021 | 53.15 | 54.15 | 1.00 | 689.44 |
| HCW-07 | 742.86 | 9/16/2021 | 53.82 | 54.19 | 0.37 | 688.94 |
| HCW-07 | 742.86 | 9/23/2021 | 53.95 | 54.30 | 0.35 | 688.82 |
| HCW-07 | 742.86 | 10/12/2021 | ARP | ARP | ARP | ARP |
| HCW-07 | 742.86 | 10/27/2021 | 54.51 | 55.60 | 1.09 | 688.06 |
| HCW-07 | 742.86 | 11/30/2021 | 55.53 | 56.30 | 0.77 | 687.12 |
| HCW-07 | 742.86 | 12/6/2021 | ARP | ARP | ARP | ARP |
| HCW-07 | 742.86 | 12/13/2021 | ARP | ARP | ARP | ARP |
| HCW-07 | 742.86 | 12/20/2021 | ARP | ARP | ARP | ARP |
| HCW-07 | 742.86 | 12/28/2021 | 56.31 | 56.39 | 0.08 | 686.53 |
| HCW-07 | 742.86 | 1/4/2022 | ARP | ARP | ARP | ARP |
| HCW-07 | 742.86 | 1/10/2021 | ARP | ARP | ARP | ARP |
| HCW-08 | 742.96 | 1/19/2021 | ND | 51.42 | 0.00 | 691.54 |
| HCW-08 | 742.96 | 1/25/2021 | ND | 51.20 | 0.00 | 691.76 |
| HCW-08 | 742.96 | 2/1/2021 | ND | 51.07 | 0.00 | 691.89 |
| HCW-08 | 742.96 | 2/8/2021 | ND | 51.54 | 0.00 | 691.42 |
| HCW-08 | 742.96 | 2/16/2021 | ND | 51.16 | 0.00 | 691.80 |
| HCW-08 | 742.96 | 2/22/2021 | ND | 51.16 | 0.00 | 691.80 |
| HCW-08 | 742.96 | 3/4/2021 | ND | 51.12 | 0.00 | 691.84 |
| HCW-08 | 742.96 | 3/8/2021 | ND | 51.28 | 0.00 | 691.68 |
| HCW-08 | 742.96 | 3/15/2021 | ND | 51.63 | 0.00 | 691.33 |
| HCW-08 | 742.96 | 3/22/2021 | ND | 51.40 | 0.00 | 691.56 |
| HCW-08 | 742.96 | 4/1/2021 | ND | 51.33 | 0.00 | 691.63 |
| HCW-08 | 742.96 | 4/12/2021 | ND | 51.55 | 0.00 | 691.41 |
| HCW-08 | 742.96 | 4/19/2021 | ND | 51.67 | 0.00 | 691.29 |
| HCW-08 | 742.96 | 4/29/2021 | ND | 51.34 | 0.00 | 691.62 |
| HCW-08 | 742.96 | 5/3/2021 | ND | 51.48 | 0.00 | 691.48 |
| HCW-08 | 742.96 | 5/10/2021 | ND | 51.54 | 0.00 | 691.42 |
| HCW-08 | 742.96 | 5/18/2021 | ND | 51.61 | 0.00 | 691.35 |
| HCW-08 | 742.96 | 5/26/2021 | ND | 51.38 | 0.00 | 691.58 |

**Table 4**
**Summary of Recovery Well Gauging Data**

Colonial Pipeline Company
2020-L1-SR2448
Huntersville, North Carolina

| Well ID | Top Of Casing Elevation[1] | Date | Depth to Free Product (ft btoc) | Depth to Groundwater (ft btoc) | Free Product Thickness (ft) | Groundwater Elevation[2] (ft btoc) |
|---|---|---|---|---|---|---|
| HCW-08 | 742.96 | 6/7/2021 | ND | 51.85 | 0.00 | 691.11 |
| HCW-08 | 742.96 | 6/14/2021 | ND | 51.47 | 0.00 | 691.49 |
| HCW-08 | 742.96 | 6/21/2021 | ND | 52.03 | 0.00 | 690.93 |
| HCW-08 | 742.96 | 7/1/2021 | ND | 51.83 | 0.00 | 691.13 |
| HCW-08 | 742.96 | 7/6/2021 | ND | 52.37 | 0.00 | 690.59 |
| HCW-08 | 742.96 | 7/14/2021 | ND | 52.01 | 0.00 | 690.95 |
| HCW-08 | 742.96 | 7/28/2021 | ND | 52.19 | 0.00 | 690.77 |
| HCW-08 | 742.96 | 8/2/2021 | ND | 52.72 | 0.00 | 690.24 |
| HCW-08 | 742.96 | 8/16/2021 | ND | 52.76 | 0.00 | 690.20 |
| HCW-08 | 742.96 | 8/26/2021 | ND | 52.70 | 0.00 | 690.26 |
| HCW-08 | 742.96 | 8/30/2021 | ND | 53.23 | 0.00 | 689.73 |
| HCW-08 | 742.96 | 9/14/2021 | ND | 53.61 | 0.00 | 689.35 |
| HCW-08 | 742.96 | 9/23/2021 | ND | 53.91 | 0.00 | 689.05 |
| HCW-08 | 742.96 | 10/6/2021 | ND | 54.38 | 0.00 | 688.58 |
| HCW-08 | 742.96 | 10/12/2021 | ND | 54.25 | 0.00 | 688.71 |
| HCW-08 | 742.96 | 10/18/2021 | ND | 54.45 | 0.00 | 688.51 |
| HCW-08 | 742.96 | 10/27/2021 | ND | 54.18 | 0.00 | 688.78 |
| HCW-08 | 742.96 | 11/1/2021 | 54.63 | 54.69 | 0.06 | 688.31 |
| HCW-08 | 743.65 | 11/30/2021 | ND | 55.72 | 0.00 | 687.93 |
| HCW-08 | 743.65 | 12/6/2021 | ARP | ARP | ARP | ARP |
| HCW-08 | 743.65 | 12/13/2021 | ARP | ARP | ARP | ARP |
| HCW-08 | 743.65 | 12/20/2021 | ARP | ARP | ARP | ARP |
| HCW-08 | 743.65 | 12/28/2021 | ND | 56.33 | 0.00 | 687.32 |
| HCW-08 | 743.65 | 1/4/2022 | ARP | ARP | ARP | ARP |
| HCW-08 | 743.65 | 1/10/2021 | ARP | ARP | ARP | ARP |
| HCW-09 | 744.49 | 1/19/2021 | ND | 52.70 | 0.00 | 691.79 |
| HCW-09 | 744.49 | 1/25/2021 | ND | 52.50 | 0.00 | 691.99 |
| HCW-09 | 744.49 | 2/1/2021 | ND | 52.36 | 0.00 | 692.13 |
| HCW-09 | 744.49 | 2/8/2021 | ND | 53.03 | 0.00 | 691.46 |
| HCW-09 | 744.49 | 2/16/2021 | ND | 52.66 | 0.00 | 691.83 |
| HCW-09 | 744.49 | 2/22/2021 | ND | 52.65 | 0.00 | 691.84 |
| HCW-09 | 744.49 | 3/4/2021 | ND | 52.57 | 0.00 | 691.92 |
| HCW-09 | 744.49 | 3/8/2021 | ND | 52.82 | 0.00 | 691.67 |
| HCW-09 | 744.49 | 3/15/2021 | ND | 53.20 | 0.00 | 691.29 |
| HCW-09 | 744.49 | 3/22/2021 | ND | 53.02 | 0.00 | 691.47 |
| HCW-09 | 744.49 | 4/1/2021 | ND | 52.89 | 0.00 | 691.60 |
| HCW-09 | 744.49 | 4/12/2021 | ND | 53.21 | 0.00 | 691.28 |
| HCW-09 | 744.49 | 4/19/2021 | ND | 53.32 | 0.00 | 691.17 |
| HCW-09 | 744.49 | 4/29/2021 | ND | 52.91 | 0.00 | 691.58 |
| HCW-09 | 744.49 | 5/3/2021 | ND | 52.89 | 0.00 | 691.60 |
| HCW-09 | 744.49 | 5/10/2021 | ND | 52.97 | 0.00 | 691.52 |
| HCW-09 | 744.49 | 5/18/2021 | ND | 53.14 | 0.00 | 691.35 |
| HCW-09 | 744.49 | 5/26/2021 | ND | 52.89 | 0.00 | 691.60 |
| HCW-09 | 744.49 | 6/7/2021 | ND | 53.60 | 0.00 | 690.89 |
| HCW-09 | 744.49 | 6/14/2021 | ND | 53.00 | 0.00 | 691.49 |

**Table 4**
**Summary of Recovery Well Gauging Data**

Colonial Pipeline Company
2020-L1-SR2448
Huntersville, North Carolina

| Well ID | Top Of Casing Elevation[1] | Date | Depth to Free Product (ft btoc) | Depth to Groundwater (ft btoc) | Free Product Thickness (ft) | Groundwater Elevation[2] (ft btoc) |
|---|---|---|---|---|---|---|
| HCW-09 | 744.49 | 6/21/2021 | ND | 53.79 | 0.00 | 690.70 |
| HCW-09 | 744.49 | 7/1/2021 | ND | 53.53 | 0.00 | 690.96 |
| HCW-09 | 744.49 | 7/6/2021 | ND | 54.23 | 0.00 | 690.26 |
| HCW-09 | 744.49 | 7/14/2021 | ND | 53.69 | 0.00 | 690.80 |
| HCW-09 | 744.49 | 7/28/2021 | ND | 53.98 | 0.00 | 690.51 |
| HCW-09 | 744.49 | 8/2/2021 | ND | 54.60 | 0.00 | 689.89 |
| HCW-09 | 744.49 | 8/16/2021 | ND | 54.61 | 0.00 | 689.88 |
| HCW-09 | 744.49 | 8/26/2021 | ND | 54.36 | 0.00 | 690.13 |
| HCW-09 | 744.49 | 8/30/2021 | ND | 55.15 | 0.00 | 689.34 |
| HCW-09 | 744.49 | 9/14/2021 | ND | 55.56 | 0.00 | 688.93 |
| HCW-09 | 744.49 | 9/23/2021 | ND | 55.14 | 0.00 | 689.35 |
| HCW-09 | 744.49 | 10/6/2021 | ND | 56.46 | 0.00 | 688.03 |
| HCW-09 | 744.49 | 10/12/2021 | ND | 56.32 | 0.00 | 688.17 |
| HCW-09 | 744.49 | 10/18/2021 | ND | 56.53 | 0.00 | 687.96 |
| HCW-09 | 744.49 | 10/27/2021 | ND | 55.98 | 0.00 | 688.51 |
| HCW-09 | 744.49 | 11/1/2021 | ND | 56.65 | 0.00 | 687.84 |
| HCW-09 | 744.49 | 11/15/2021 | ND | 57.84 | 0.00 | 686.65 |
| HCW-09 | 744.49 | 11/22/2021 | ND | 58.00 | 0.00 | 686.49 |
| HCW-09 | 744.49 | 11/30/2021 | ND | 57.08 | 0.00 | 687.41 |
| HCW-09 | 744.49 | 12/6/2021 | ND | 58.11 | 0.00 | 686.38 |
| HCW-09 | 744.49 | 12/13/2021 | ND | 58.49 | 0.00 | 686.00 |
| HCW-09 | 744.49 | 12/20/2021 | ND | 58.59 | 0.00 | 685.90 |
| HCW-09 | 744.49 | 12/28/2021 | ND | 57.51 | 0.00 | 686.98 |
| HCW-09 | 744.49 | 1/4/2022 | ND | 59.05 | 0.00 | 685.44 |
| HCW-09 | 744.49 | 1/10/2021 | ND | 58.01 | 0.00 | 686.48 |
| HCW-10 | 743.90 | 1/19/2021 | 50.52 | 50.62 | 0.10 | 693.36 |
| HCW-10 | 743.90 | 1/25/2021 | 50.98 | 52.25 | 1.27 | 692.58 |
| HCW-10 | 743.90 | 2/1/2021 | 50.39 | 50.40 | 0.01 | 693.51 |
| HCW-10 | 743.90 | 2/8/2021 | 52.04 | 52.91 | 0.87 | 691.63 |
| HCW-10 | 743.90 | 2/16/2021 | 51.79 | 53.03 | 1.24 | 691.78 |
| HCW-10 | 743.90 | 2/22/2021 | 51.73 | 53.04 | 1.31 | 691.82 |
| HCW-10 | 743.90 | 3/4/2021 | 51.14 | 52.68 | 1.54 | 692.35 |
| HCW-10 | 743.90 | 3/8/2021 | 52.14 | 54.00 | 1.86 | 691.26 |
| HCW-10 | 743.90 | 3/15/2021 | 52.46 | 54.48 | 2.02 | 690.90 |
| HCW-10 | 743.90 | 3/22/2021 | 52.64 | 54.59 | 1.95 | 690.74 |
| HCW-10 | 743.90 | 4/1/2021 | 51.84 | 53.73 | 1.89 | 691.55 |
| HCW-10 | 743.90 | 4/12/2021 | 52.89 | 54.90 | 2.01 | 690.47 |
| HCW-10 | 743.90 | 4/19/2021 | 52.74 | 54.92 | 2.18 | 690.58 |
| HCW-10 | 743.90 | 4/29/2021 | 51.84 | 53.79 | 1.95 | 691.54 |
| HCW-10 | 743.90 | 5/3/2021 | 51.12 | 53.13 | 2.01 | 692.24 |
| HCW-10 | 743.90 | 5/10/2021 | 51.30 | 53.49 | 2.19 | 692.01 |
| HCW-10 | 743.90 | 5/18/2021 | 52.16 | 54.43 | 2.27 | 691.13 |
| HCW-10 | 743.90 | 5/26/2021 | 50.44 | 51.20 | 0.76 | 693.26 |
| HCW-10 | 743.90 | 6/9/2021 | 50.88 | 52.00 | 1.12 | 692.72 |
| HCW-10 | 743.90 | 7/1/2021 | 51.74 | 53.51 | 1.77 | 691.69 |

**Table 4**
**Summary of Recovery Well Gauging Data**

Colonial Pipeline Company
2020-L1-SR2448
Huntersville, North Carolina

| Well ID | Top Of Casing Elevation[1] | Date | Depth to Free Product (ft btoc) | Depth to Groundwater (ft btoc) | Free Product Thickness (ft) | Groundwater Elevation[2] (ft btoc) |
|---|---|---|---|---|---|---|
| HCW-10 | 743.90 | 7/14/2021 | 51.98 | 53.17 | 1.19 | 691.60 |
| HCW-10 | 743.90 | 7/28/2021 | 52.20 | 53.48 | 1.28 | 691.36 |
| HCW-10 | 743.90 | 8/26/2021 | 52.81 | 54.08 | 1.27 | 690.75 |
| HCW-10 | 743.90 | 9/16/2021 | 53.64 | 55.25 | 1.61 | 689.83 |
| HCW-10 | 743.90 | 9/23/2021 | 53.79 | 55.52 | 1.73 | 689.65 |
| HCW-10 | 743.90 | 10/12/2021 | ARP | ARP | ARP | ARP |
| HCW-10 | 743.90 | 10/27/2021 | 55.42 | 55.94 | 0.52 | 688.34 |
| HCW-10 | 743.90 | 11/30/2021 | 56.70 | 56.98 | 0.28 | 687.13 |
| HCW-10 | 743.90 | 12/6/2021 | ARP | ARP | ARP | ARP |
| HCW-10 | 743.90 | 12/13/2021 | ARP | ARP | ARP | ARP |
| HCW-10 | 743.90 | 12/20/2021 | ARP | ARP | ARP | ARP |
| HCW-10 | 743.90 | 12/28/2021 | 57.11 | 57.50 | 0.39 | 686.69 |
| HCW-10 | 743.90 | 1/4/2022 | ARP | ARP | ARP | ARP |
| HCW-10 | 743.90 | 1/10/2021 | ARP | ARP | ARP | ARP |
| HCW-11 | 741.26 | 1/19/2021 | ND | 49.32 | 0.00 | 691.94 |
| HCW-11 | 741.26 | 1/25/2021 | ND | 48.45 | 0.00 | 692.81 |
| HCW-11 | 741.26 | 2/1/2021 | ND | 48.30 | 0.00 | 692.96 |
| HCW-11 | 741.26 | 2/8/2021 | ND | 49.65 | 0.00 | 691.61 |
| HCW-11 | 741.26 | 2/16/2021 | ND | 49.43 | 0.00 | 691.83 |
| HCW-11 | 741.26 | 2/22/2021 | ND | 49.42 | 0.00 | 691.84 |
| HCW-11 | 741.26 | 3/4/2021 | ND | 48.65 | 0.00 | 692.61 |
| HCW-11 | 741.26 | 3/8/2021 | ND | 49.92 | 0.00 | 691.34 |
| HCW-11 | 741.26 | 3/15/2021 | ND | 14.51 | 0.00 | 726.75 |
| HCW-11 | 741.26 | 3/22/2021 | ND | 50.73 | 0.00 | 690.53 |
| HCW-11 | 741.26 | 4/1/2021 | ND | 49.49 | 0.00 | 691.77 |
| HCW-11 | 741.26 | 4/12/2021 | ND | 50.96 | 0.00 | 690.30 |
| HCW-11 | 741.26 | 4/19/2021 | ND | 50.72 | 0.00 | 690.54 |
| HCW-11 | 741.26 | 4/29/2021 | ND | 49.29 | 0.00 | 691.97 |
| HCW-11 | 741.26 | 5/3/2021 | ND | 48.56 | 0.00 | 692.70 |
| HCW-11 | 741.26 | 5/10/2021 | ND | 48.96 | 0.00 | 692.30 |
| HCW-11 | 741.26 | 5/18/2021 | ND | 50.18 | 0.00 | 691.08 |
| HCW-11 | 741.26 | 5/26/2021 | ND | 49.04 | 0.00 | 692.22 |
| HCW-11 | 741.26 | 5/31/2021 | ND | 50.49 | 0.00 | 690.77 |
| HCW-11 | 741.26 | 6/7/2021 | ND | 51.12 | 0.00 | 690.14 |
| HCW-11 | 741.26 | 6/14/2021 | ND | 49.29 | 0.00 | 691.97 |
| HCW-11 | 741.26 | 6/21/2021 | ND | 50.16 | 0.00 | 691.10 |
| HCW-11 | 741.26 | 7/1/2021 | ND | 50.28 | 0.00 | 690.98 |
| HCW-11 | 741.26 | 7/6/2021 | ND | 53.26 | 0.00 | 688.00 |
| HCW-11 | 741.26 | 7/14/2021 | ND | 50.64 | 0.00 | 690.62 |
| HCW-11 | 741.26 | 7/28/2021 | ND | 50.84 | 0.00 | 690.42 |
| HCW-11 | 741.26 | 8/2/2021 | ND | 53.29 | 0.00 | 687.97 |
| HCW-11 | 741.26 | 8/16/2021 | ND | 53.40 | 0.00 | 687.86 |
| HCW-11 | 741.26 | 8/26/2021 | ND | 51.39 | 0.00 | 689.87 |
| HCW-11 | 741.26 | 8/30/2021 | ND | 54.04 | 0.00 | 687.22 |
| HCW-11 | 741.26 | 9/14/2021 | ND | 54.82 | 0.00 | 686.44 |

**Table 4**
**Summary of Recovery Well Gauging Data**

Colonial Pipeline Company
2020-L1-SR2448
Huntersville, North Carolina

| Well ID | Top Of Casing Elevation[1] | Date | Depth to Free Product (ft btoc) | Depth to Groundwater (ft btoc) | Free Product Thickness (ft) | Groundwater Elevation[2] (ft btoc) |
|---|---|---|---|---|---|---|
| HCW-11 | 741.26 | 9/23/2021 | ND | 52.42 | 0.00 | 688.84 |
| HCW-11 | 741.26 | 10/6/2021 | ND | 55.41 | 0.00 | 685.85 |
| HCW-11 | 741.26 | 10/12/2021 | ND | 55.24 | 0.00 | 686.02 |
| HCW-11 | 741.26 | 10/18/2021 | ND | 55.44 | 0.00 | 685.82 |
| HCW-11 | 741.26 | 10/27/2021 | ND | 53.55 | 0.00 | 687.71 |
| HCW-11 | 741.26 | 11/1/2021 | ND | 54.73 | 0.00 | 686.53 |
| HCW-11 | 741.26 | 11/15/2021 | ND | 56.98 | 0.00 | 684.28 |
| HCW-11 | 741.26 | 11/22/2021 | ND | 56.98 | 0.00 | 684.28 |
| HCW-11 | 741.26 | 11/30/2021 | ND | 54.77 | 0.00 | 686.49 |
| HCW-11 | 741.26 | 12/6/2021 | ND | 56.80 | 0.00 | 684.46 |
| HCW-11 | 741.26 | 12/13/2021 | ND | 57.09 | 0.00 | 684.17 |
| HCW-11 | 741.26 | 12/20/2021 | ND | 57.05 | 0.00 | 684.21 |
| HCW-11 | 741.26 | 12/28/2021 | ND | 55.02 | 0.00 | 686.24 |
| HCW-11 | 741.26 | 1/4/2022 | ND | 57.29 | 0.00 | 683.97 |
| HCW-11 | 741.26 | 1/10/2021 | ND | 55.65 | 0.00 | 685.61 |
| HCW-12 | 740.75 | 1/19/2021 | ND | 23.93 | 0.00 | 716.82 |
| HCW-12 | 740.75 | 1/25/2021 | ND | 43.24 | 0.00 | 697.51 |
| HCW-12 | 740.75 | 2/1/2021 | Dry | Dry | Dry | Dry |
| HCW-12 | 740.75 | 2/8/2021 | Dry | Dry | Dry | Dry |
| HCW-12 | 740.75 | 2/16/2021 | ND | 47.86 | 0.00 | 692.89 |
| HCW-12 | 740.75 | 2/22/2021 | ND | 48.06 | 0.00 | 692.69 |
| HCW-12 | 740.75 | 3/4/2021 | ND | 48.04 | 0.00 | 692.71 |
| HCW-12 | 740.75 | 3/8/2021 | ND | 48.28 | 0.00 | 692.47 |
| HCW-12 | 740.75 | 3/15/2021 | ND | 48.44 | 0.00 | 692.31 |
| HCW-12 | 740.75 | 3/22/2021 | ND | 48.71 | 0.00 | 692.04 |
| HCW-12 | 740.75 | 4/1/2021 | ND | 48.87 | 0.00 | 691.88 |
| HCW-12 | 740.75 | 4/12/2021 | 49.03 | 49.04 | 0.01 | 691.72 |
| HCW-12 | 740.75 | 4/19/2021 | ND | 49.94 | 0.00 | 690.81 |
| HCW-12 | 740.75 | 4/29/2021 | 48.67 | 48.68 | 0.01 | 692.08 |
| HCW-12 | 740.75 | 5/3/2021 | ND | 47.94 | 0.00 | 692.81 |
| HCW-12 | 740.75 | 5/10/2021 | ND | 47.58 | 0.00 | 693.17 |
| HCW-12 | 740.75 | 5/18/2021 | ND | 47.68 | 0.00 | 693.07 |
| HCW-12 | 740.75 | 5/26/2021 | ND | 47.69 | 0.00 | 693.06 |
| HCW-12 | 740.75 | 5/31/2021 | ND | 48.02 | 0.00 | 692.73 |
| HCW-12 | 740.75 | 6/7/2021 | ND | 48.35 | 0.00 | 692.40 |
| HCW-12 | 740.75 | 6/14/2021 | ND | 47.94 | 0.00 | 692.81 |
| HCW-12 | 740.75 | 6/21/2021 | ND | 48.16 | 0.00 | 692.59 |
| HCW-12 | 740.75 | 7/1/2021 | ND | 48.79 | 0.00 | 691.96 |
| HCW-12 | 740.75 | 7/6/2021 | ND | 49.34 | 0.00 | 691.41 |
| HCW-12 | 740.75 | 7/14/2021 | ND | 49.26 | 0.00 | 691.49 |
| HCW-12 | 740.75 | 7/28/2021 | ND | 49.48 | 0.00 | 691.27 |
| HCW-12 | 740.75 | 8/2/2021 | ND | 50.00 | 0.00 | 690.75 |
| HCW-12 | 740.75 | 8/16/2021 | Dry | Dry | Dry | Dry |
| HCW-12 | 740.75 | 8/26/2021 | ND | 50.13 | 0.00 | 690.62 |
| HCW-12 | 740.75 | 8/30/2021 | Dry | Dry | Dry | Dry |

**Table 4**
**Summary of Recovery Well Gauging Data**

Colonial Pipeline Company
2020-L1-SR2448
Huntersville, North Carolina

| Well ID | Top Of Casing Elevation[1] | Date | Depth to Free Product (ft btoc) | Depth to Groundwater (ft btoc) | Free Product Thickness (ft) | Groundwater Elevation[2] (ft btoc) |
|---|---|---|---|---|---|---|
| HCW-12 | 740.75 | 9/14/2021 | ND | 51.24 | 0.00 | 689.51 |
| HCW-12 | 740.75 | 9/23/2021 | ND | 51.05 | 0.00 | 689.70 |
| HCW-12 | 740.75 | 10/6/2021 | Dry | Dry | Dry | Dry |
| HCW-12 | 740.75 | 10/12/2021 | ND | 52.00 | 0.00 | 688.75 |
| HCW-12 | 740.75 | 10/18/2021 | Dry | Dry | Dry | Dry |
| HCW-12 | 740.75 | 10/27/2021 | ND | 51.94 | 0.00 | 688.81 |
| HCW-12 | 740.75 | 11/1/2021 | Dry | Dry | Dry | Dry |
| HCW-12 | 740.75 | 11/15/2021 | Dry | Dry | Dry | Dry |
| HCW-12 | 740.75 | 11/22/2021 | ND | Dry | Dry | Dry |
| HCW-12 | 740.75 | 11/30/2021 | Dry | Dry | Dry | Dry |
| HCW-12 | 740.75 | 12/6/2021 | Dry | Dry | Dry | Dry |
| HCW-12 | 740.75 | 12/13/2021 | Dry | Dry | Dry | Dry |
| HCW-12 | 740.75 | 12/20/2021 | Dry | Dry | Dry | Dry |
| HCW-12 | 740.75 | 12/28/2021 | Dry | Dry | Dry | Dry |
| HCW-12 | 740.75 | 1/4/2022 | Dry | Dry | Dry | Dry |
| HCW-12 | 740.75 | 1/10/2021 | Dry | Dry | Dry | Dry |
| HCW-13 | 741.53 | 1/25/2021 | ND | 46.81 | 0.00 | 694.72 |
| HCW-13 | 741.53 | 2/1/2021 | 46.33 | 48.32 | 1.99 | 694.67 |
| HCW-13 | 741.53 | 2/8/2021 | ARP | ARP | ARP | ARP |
| HCW-13 | 741.53 | 2/16/2021 | 44.21 | 51.43 | 7.22 | 695.39 |
| HCW-13 | 741.53 | 2/22/2021 | 44.31 | 51.43 | 7.12 | 695.31 |
| HCW-13 | 741.53 | 3/4/2021 | 44.51 | 51.52 | 7.01 | 695.14 |
| HCW-13 | 741.53 | 3/8/2021 | 44.74 | 51.56 | 6.82 | 694.96 |
| HCW-13 | 741.53 | 3/15/2021 | 44.98 | 51.48 | 6.50 | 694.81 |
| HCW-13 | 741.53 | 3/22/2021 | 45.31 | 51.43 | 6.12 | 694.58 |
| HCW-13 | 740.79 | 4/1/2021 | ND | 44.73 | 0.00 | 696.06 |
| HCW-13 | 740.79 | 4/12/2021 | ARP | ARP | ARP | ARP |
| HCW-13 | 740.79 | 4/19/2021 | ARP | ARP | ARP | ARP |
| HCW-13 | 740.79 | 4/29/2021 | 43.34 | 50.31 | 6.97 | 695.58 |
| HCW-13 | 740.79 | 5/3/2021 | ARP | ARP | ARP | ARP |
| HCW-13 | 740.79 | 5/10/2021 | ARP | ARP | ARP | ARP |
| HCW-13 | 740.79 | 5/26/2021 | 45.86 | 49.20 | 3.34 | 694.04 |
| HCW-13 | 740.79 | 6/9/2021 | 46.34 | 48.98 | 2.64 | 693.74 |
| HCW-13 | 740.79 | 7/1/2021 | 47.16 | 48.96 | 1.80 | 693.15 |
| HCW-13 | 740.79 | 7/14/2021 | 47.49 | 49.29 | 1.80 | 692.82 |
| HCW-13 | 740.79 | 7/28/2021 | 48.03 | 50.18 | 2.15 | 692.18 |
| HCW-13 | 740.79 | 8/26/2021 | 48.90 | 50.41 | 1.51 | 691.49 |
| HCW-13 | 740.79 | 9/16/2021 | 49.34 | 50.75 | 1.41 | 691.07 |
| HCW-13 | 740.79 | 9/23/2021 | 49.39 | 50.31 | 0.92 | 691.15 |
| HCW-13 | 740.79 | 10/12/2021 | ARP | ARP | ARP | ARP |
| HCW-13 | 740.79 | 10/27/2021 | 50.01 | 50.75 | 0.74 | 690.58 |
| HCW-13 | 740.79 | 11/30/2021 | 50.04 | 50.42 | 0.38 | 690.65 |
| HCW-13 | 740.79 | 12/6/2021 | ARP | ARP | ARP | ARP |
| HCW-13 | 740.79 | 12/13/2021 | ARP | ARP | ARP | ARP |
| HCW-13 | 740.79 | 12/20/2021 | ARP | ARP | ARP | ARP |

**Table 4**
**Summary of Recovery Well Gauging Data**

Colonial Pipeline Company
2020-L1-SR2448
Huntersville, North Carolina

| Well ID | Top Of Casing Elevation[1] | Date | Depth to Free Product (ft btoc) | Depth to Groundwater (ft btoc) | Free Product Thickness (ft) | Groundwater Elevation[2] (ft btoc) |
|---|---|---|---|---|---|---|
| HCW-13 | 740.79 | 12/28/2021 | 50.07 | 50.50 | 0.43 | 690.60 |
| HCW-13 | 740.79 | 1/4/2022 | ARP | ARP | ARP | ARP |
| HCW-13 | 740.79 | 1/10/2021 | ARP | ARP | ARP | ARP |
| HCW-14 | 738.67 | 1/25/2021 | ND | 43.07 | 0.00 | 695.60 |
| HCW-14 | 738.67 | 2/1/2021 | ND | 43.83 | 0.00 | 694.84 |
| HCW-14 | 738.67 | 2/8/2021 | 44.25 | 44.44 | 0.19 | 694.37 |
| HCW-14 | 738.67 | 2/16/2021 | 41.56 | 46.24 | 4.68 | 695.86 |
| HCW-14 | 738.67 | 2/22/2021 | 41.29 | NW | >8.71 | N/A |
| HCW-14 | 738.67 | 3/4/2021 | 41.35 | 50.00 | 8.65 | 695.01 |
| HCW-14 | 738.67 | 3/8/2021 | 41.68 | NW | >8.32 | N/A |
| HCW-14 | 738.67 | 3/15/2021 | 41.89 | NW | >8.11 | N/A |
| HCW-14 | 738.67 | 3/22/2021 | 42.22 | NW | >7.78 | N/A |
| HCW-14 | 739.18 | 4/1/2021 | ND | 43.11 | 0.00 | 696.07 |
| HCW-14 | 739.18 | 4/12/2021 | ARP | ARP | ARP | ARP |
| HCW-14 | 739.18 | 4/19/2021 | ARP | ARP | ARP | ARP |
| HCW-14 | 739.18 | 4/29/2021 | 43.71 | 46.93 | 3.22 | 694.61 |
| HCW-14 | 739.18 | 5/3/2021 | ARP | ARP | ARP | ARP |
| HCW-14 | 739.18 | 5/10/2021 | ARP | ARP | ARP | ARP |
| HCW-14 | 739.18 | 5/26/2021 | 44.31 | 45.06 | 0.75 | 694.67 |
| HCW-14 | 739.18 | 6/9/2021 | 44.58 | 45.38 | 0.80 | 694.39 |
| HCW-14 | 739.18 | 7/1/2021 | 45.06 | 45.88 | 0.82 | 693.90 |
| HCW-14 | 739.18 | 7/14/2021 | 45.50 | 46.21 | 0.71 | 693.49 |
| HCW-14 | 739.18 | 7/28/2021 | 45.81 | 46.86 | 1.05 | 693.09 |
| HCW-14 | 739.18 | 8/26/2021 | 46.60 | 47.52 | 0.92 | 692.33 |
| HCW-14 | 739.18 | 9/16/2021 | 47.13 | 48.00 | 0.87 | 691.82 |
| HCW-14 | 739.18 | 9/23/2021 | 47.28 | 48.00 | 0.72 | 691.71 |
| HCW-14 | 739.18 | 10/12/2021 | ARP | ARP | ARP | ARP |
| HCW-14 | 739.18 | 10/27/2021 | 47.75 | 48.05 | 0.30 | 691.35 |
| HCW-14 | 739.18 | 11/30/2021 | Dry | Dry | Dry | Dry |
| HCW-14 | 739.18 | 12/6/2021 | ARP | ARP | ARP | ARP |
| HCW-14 | 739.18 | 12/13/2021 | ARP | ARP | ARP | ARP |
| HCW-14 | 739.18 | 12/20/2021 | ARP | ARP | ARP | ARP |
| HCW-14 | 739.18 | 12/28/2021 | Dry | Dry | Dry | Dry |
| HCW-14 | 739.18 | 1/4/2022 | ARP | ARP | ARP | ARP |
| HCW-14 | 739.18 | 1/10/2021 | ARP | ARP | ARP | ARP |
| HCW-15 | 736.71 | 1/25/2021 | ND | 40.88 | 0.00 | 695.83 |
| HCW-15 | 736.71 | 2/1/2021 | ND | 41.62 | 0.00 | 695.09 |
| HCW-15 | 736.71 | 2/8/2021 | 42.15 | 42.25 | 0.10 | 694.53 |
| HCW-15 | 736.71 | 2/16/2021 | 39.13 | 51.43 | 12.30 | 694.28 |
| HCW-15 | 736.71 | 2/22/2021 | 39.27 | 46.04 | 6.77 | 695.62 |
| HCW-15 | 736.71 | 3/4/2021 | 39.21 | 46.10 | 6.89 | 695.65 |
| HCW-15 | 736.71 | 3/8/2021 | 39.65 | 46.22 | 6.57 | 695.30 |
| HCW-15 | 736.71 | 3/15/2021 | 39.95 | 46.11 | 6.16 | 695.11 |
| HCW-15 | 736.71 | 3/22/2021 | 40.24 | 46.03 | 5.79 | 694.92 |
| HCW-15 | 737.19 | 4/1/2021 | ND | 41.07 | 0.00 | 696.12 |

**Table 4**
**Summary of Recovery Well Gauging Data**

Colonial Pipeline Company
2020-L1-SR2448
Huntersville, North Carolina

| Well ID | Top Of Casing Elevation[1] | Date | Depth to Free Product (ft btoc) | Depth to Groundwater (ft btoc) | Free Product Thickness (ft) | Groundwater Elevation[2] (ft btoc) |
|---|---|---|---|---|---|---|
| HCW-15 | 737.19 | 4/12/2021 | ARP | ARP | ARP | ARP |
| HCW-15 | 737.19 | 4/19/2021 | ARP | ARP | ARP | ARP |
| HCW-15 | 737.19 | 4/29/2021 | 41.72 | 44.58 | 2.86 | 694.70 |
| HCW-15 | 737.19 | 5/3/2021 | ARP | ARP | ARP | ARP |
| HCW-15 | 737.19 | 5/10/2021 | ARP | ARP | ARP | ARP |
| HCW-15 | 737.19 | 5/26/2021 | 42.04 | 43.82 | 1.78 | 694.67 |
| HCW-15 | 737.19 | 6/9/2021 | 42.49 | 43.83 | 1.34 | 694.34 |
| HCW-15 | 737.19 | 7/1/2021 | 43.09 | 43.95 | 0.86 | 693.87 |
| HCW-15 | 737.19 | 7/14/2021 | 43.46 | 44.48 | 1.02 | 693.46 |
| HCW-15 | 737.19 | 7/28/2021 | 43.85 | 45.06 | 1.21 | 693.02 |
| HCW-15 | 737.19 | 8/26/2021 | 44.41 | 45.70 | 1.29 | 692.43 |
| HCW-15 | 737.19 | 9/16/2021 | 45.37 | 46.10 | 0.73 | 691.62 |
| HCW-15 | 737.19 | 9/23/2021 | 45.24 | 46.24 | 1.00 | 691.68 |
| HCW-15 | 737.19 | 10/12/2021 | ARP | ARP | ARP | ARP |
| HCW-15 | 737.19 | 10/27/2021 | 45.17 | 45.89 | 0.72 | 691.83 |
| HCW-15 | 737.19 | 11/30/2021 | 45.08 | 45.82 | 0.74 | 691.91 |
| HCW-15 | 737.19 | 12/6/2021 | ARP | ARP | ARP | ARP |
| HCW-15 | 737.19 | 12/13/2021 | ARP | ARP | ARP | ARP |
| HCW-15 | 737.19 | 12/20/2021 | ARP | ARP | ARP | ARP |
| HCW-15 | 737.19 | 12/28/2021 | 44.36 | 44.52 | 0.16 | 692.79 |
| HCW-15 | 737.19 | 1/4/2022 | ARP | ARP | ARP | ARP |
| HCW-15 | 737.19 | 1/10/2021 | ARP | ARP | ARP | ARP |
| HCW-16 | 736.35 | 1/25/2021 | 39.28 | 39.77 | 0.49 | 696.94 |
| HCW-16 | 736.35 | 2/1/2021 | 39.38 | 40.96 | 1.58 | 696.55 |
| HCW-16 | 736.35 | 2/8/2021 | 38.85 | 41.05 | 2.20 | 696.91 |
| HCW-16 | 736.35 | 2/16/2021 | 38.69 | 41.09 | 2.40 | 697.02 |
| HCW-16 | 736.35 | 2/22/2021 | 38.79 | 41.28 | 2.49 | 696.90 |
| HCW-16 | 736.35 | 3/4/2021 | 38.80 | 41.70 | 2.90 | 696.78 |
| HCW-16 | 736.35 | 3/8/2021 | 39.09 | 41.84 | 2.75 | 696.53 |
| HCW-16 | 736.35 | 3/15/2021 | 39.33 | 41.87 | 2.54 | 696.34 |
| HCW-16 | 736.35 | 3/22/2021 | 39.69 | 41.83 | 2.14 | 696.09 |
| HCW-16 | 736.35 | 4/1/2021 | 40.08 | 41.72 | 1.64 | 695.83 |
| HCW-16 | 736.35 | 4/12/2021 | 40.34 | 40.35 | 0.01 | 696.01 |
| HCW-16 | 736.35 | 4/19/2021 | 40.22 | 40.70 | 0.48 | 696.00 |
| HCW-16 | 736.35 | 4/29/2021 | 40.24 | 40.91 | 0.67 | 695.93 |
| HCW-16 | 736.35 | 5/3/2021 | 40.27 | 40.86 | 0.59 | 695.92 |
| HCW-16 | 736.35 | 5/10/2021 | 40.35 | 41.10 | 0.75 | 695.80 |
| HCW-16 | 736.35 | 5/18/2021 | 40.36 | 41.18 | 0.82 | 695.77 |
| HCW-16 | 736.35 | 5/26/2021 | 40.30 | 41.23 | 0.93 | 695.80 |
| HCW-16 | 736.35 | 5/31/2021 | ARP | ARP | ARP | ARP |
| HCW-16 | 736.35 | 6/9/2021 | 39.96 | 40.96 | 1.00 | 696.12 |
| HCW-16 | 736.35 | 7/1/2021 | 40.42 | 41.14 | 0.72 | 695.74 |
| HCW-16 | 736.35 | 7/14/2021 | 40.40 | 41.22 | 0.82 | 695.73 |
| HCW-16 | 736.35 | 7/28/2021 | 40.71 | 41.38 | 0.67 | 695.46 |

**Table 4**
**Summary of Recovery Well Gauging Data**

Colonial Pipeline Company
2020-L1-SR2448
Huntersville, North Carolina

| Well ID | Top Of Casing Elevation[1] | Date | Depth to Free Product (ft btoc) | Depth to Groundwater (ft btoc) | Free Product Thickness (ft) | Groundwater Elevation[2] (ft btoc) |
|---|---|---|---|---|---|---|
| HCW-16 | 736.35 | 8/26/2021 | 40.72 | 41.44 | 0.72 | 695.44 |
| HCW-16 | 736.35 | 9/16/2021 | 40.72 | 41.60 | 0.88 | 695.40 |
| HCW-16 | 736.35 | 9/23/2021 | 40.43 | 41.34 | 0.91 | 695.68 |
| HCW-16 | 736.35 | 10/12/2021 | ARP | ARP | ARP | ARP |
| HCW-16 | 736.35 | 10/27/2021 | 40.48 | 41.35 | 0.87 | 695.64 |
| HCW-16 | 736.35 | 11/30/2021 | 40.32 | 41.14 | 0.82 | 695.81 |
| HCW-16 | 736.35 | 12/6/2021 | ARP | ARP | ARP | ARP |
| HCW-16 | 736.35 | 12/13/2021 | ARP | ARP | ARP | ARP |
| HCW-16 | 736.35 | 12/20/2021 | ARP | ARP | ARP | ARP |
| HCW-16 | 736.35 | 12/28/2021 | 40.10 | 41.21 | 1.11 | 695.95 |
| HCW-16 | 736.35 | 1/4/2022 | ARP | ARP | ARP | ARP |
| HCW-16 | 736.35 | 1/10/2021 | ARP | ARP | ARP | ARP |
| HCW-17 | 733.19 | 1/25/2021 | ND | 34.90 | 0.00 | 698.29 |
| HCW-17 | 733.19 | 2/1/2021 | ND | 36.49 | 0.00 | 696.70 |
| HCW-17 | 733.19 | 2/8/2021 | ND | 36.49 | 0.00 | 696.70 |
| HCW-17 | 733.19 | 2/16/2021 | ND | 36.48 | 0.00 | 696.71 |
| HCW-17 | 733.19 | 2/22/2021 | ND | 35.76 | 0.00 | 697.43 |
| HCW-17 | 733.19 | 3/4/2021 | ND | 35.78 | 0.00 | 697.41 |
| HCW-17 | 733.19 | 3/8/2021 | ND | 35.88 | 0.00 | 697.31 |
| HCW-17 | 733.19 | 3/15/2021 | ND | 35.80 | 0.00 | 697.39 |
| HCW-17 | 733.19 | 3/22/2021 | ND | 35.74 | 0.00 | 697.45 |
| HCW-17 | 733.19 | 4/1/2021 | ND | 35.78 | 0.00 | 697.41 |
| HCW-17 | 733.19 | 4/12/2021 | ND | 35.80 | 0.00 | 697.39 |
| HCW-17 | 733.19 | 4/19/2021 | ND | 35.75 | 0.00 | 697.44 |
| HCW-17 | 733.19 | 4/29/2021 | ND | 35.75 | 0.00 | 697.44 |
| HCW-17 | 733.19 | 5/3/2021 | ND | 35.70 | 0.00 | 697.49 |
| HCW-17 | 733.19 | 5/10/2021 | ND | 35.76 | 0.00 | 697.43 |
| HCW-17 | 733.19 | 5/18/2021 | ND | 35.78 | 0.00 | 697.41 |
| HCW-17 | 733.19 | 5/26/2021 | ND | 35.74 | 0.00 | 697.45 |
| HCW-17 | 733.19 | 5/31/2021 | ND | 35.73 | 0.00 | 697.46 |
| HCW-17 | 733.19 | 6/7/2021 | ND | 35.78 | 0.00 | 697.41 |
| HCW-17 | 733.19 | 6/14/2021 | ND | 35.76 | 0.00 | 697.43 |
| HCW-17 | 733.19 | 6/21/2021 | ND | 35.70 | 0.00 | 697.49 |
| HCW-17 | 733.19 | 7/1/2021 | ND | 35.70 | 0.00 | 697.49 |
| HCW-17 | 733.19 | 7/6/2021 | ND | 35.72 | 0.00 | 697.47 |
| HCW-17 | 733.19 | 7/14/2021 | ND | 35.72 | 0.00 | 697.47 |
| HCW-17 | 733.19 | 7/28/2021 | ND | 35.70 | 0.00 | 697.49 |
| HCW-17 | 733.19 | 8/2/2021 | ND | 35.72 | 0.00 | 697.47 |
| HCW-17 | 733.19 | 8/16/2021 | ND | 35.62 | 0.00 | 697.57 |
| HCW-17 | 733.19 | 8/26/2021 | ND | 35.67 | 0.00 | 697.52 |
| HCW-17 | 733.19 | 8/30/2021 | ND | 35.68 | 0.00 | 697.51 |
| HCW-17 | 733.19 | 9/14/2021 | ND | 35.79 | 0.00 | 697.40 |
| HCW-17 | 733.19 | 9/23/2021 | ND | 35.76 | 0.00 | 697.43 |
| HCW-17 | 733.19 | 10/6/2021 | ND | 35.76 | 0.00 | 697.43 |

**Table 4**
**Summary of Recovery Well Gauging Data**

Colonial Pipeline Company
2020-L1-SR2448
Huntersville, North Carolina

| Well ID | Top Of Casing Elevation[1] | Date | Depth to Free Product (ft btoc) | Depth to Groundwater (ft btoc) | Free Product Thickness (ft) | Groundwater Elevation[2] (ft btoc) |
|---|---|---|---|---|---|---|
| HCW-17 | 733.19 | 10/12/2021 | ND | 35.77 | 0.00 | 697.42 |
| HCW-17 | 733.19 | 10/18/2021 | ND | 35.72 | 0.00 | 697.47 |
| HCW-17 | 733.19 | 10/27/2021 | ND | 35.84 | 0.00 | 697.35 |
| HCW-17 | 733.19 | 11/1/2021 | ND | 35.79 | 0.00 | 697.40 |
| HCW-17 | 733.19 | 11/15/2021 | ND | 35.88 | 0.00 | 697.31 |
| HCW-17 | 733.19 | 11/22/2021 | ND | 35.88 | 0.00 | 697.31 |
| HCW-17 | 733.19 | 11/30/2021 | ND | 35.88 | 0.00 | 697.31 |
| HCW-17 | 733.19 | 12/6/2021 | ND | 35.78 | 0.00 | 697.41 |
| HCW-17 | 733.19 | 12/13/2021 | ND | 35.88 | 0.00 | 697.31 |
| HCW-17 | 733.19 | 12/20/2021 | ND | 35.91 | 0.00 | 697.28 |
| HCW-17 | 733.19 | 12/28/2021 | ND | 35.85 | 0.00 | 697.34 |
| HCW-17 | 733.19 | 1/4/2022 | ND | 35.85 | 0.00 | 697.34 |
| HCW-17 | 733.19 | 1/10/2021 | ND | 35.79 | 0.00 | 697.40 |
| HCW-18 | 731.12 | 1/25/2021 | ND | 34.58 | 0.00 | 696.54 |
| HCW-18 | 731.12 | 2/1/2021 | ND | 31.97 | 0.00 | 699.15 |
| HCW-18 | 731.12 | 2/8/2021 | ND | 31.98 | 0.00 | 699.14 |
| HCW-18 | 731.12 | 2/16/2021 | ND | 31.99 | 0.00 | 699.13 |
| HCW-18 | 731.12 | 2/22/2021 | ND | 32.05 | 0.00 | 699.07 |
| HCW-18 | 731.12 | 3/4/2021 | ND | 32.02 | 0.00 | 699.10 |
| HCW-18 | 731.12 | 3/8/2021 | 31.99 | 32.00 | 0.01 | 699.13 |
| HCW-18 | 731.12 | 3/15/2021 | 31.96 | 31.99 | 0.03 | 699.15 |
| HCW-18 | 731.12 | 3/22/2021 | ND | 31.93 | 0.00 | 699.19 |
| HCW-18 | 731.12 | 4/1/2021 | ND | 32.01 | 0.00 | 699.11 |
| HCW-18 | 731.12 | 4/12/2021 | 31.86 | 32.00 | 0.14 | 699.22 |
| HCW-18 | 731.12 | 4/19/2021 | ND | 31.87 | 0.00 | 699.25 |
| HCW-18 | 731.12 | 4/29/2021 | Dry | Dry | Dry | Dry |
| HCW-18 | 731.12 | 5/3/2021 | Dry | Dry | Dry | Dry |
| HCW-18 | 731.12 | 5/10/2021 | Dry | Dry | Dry | Dry |
| HCW-18 | 731.12 | 5/18/2021 | 32.04 | 32.05 | 0.01 | 699.08 |
| HCW-18 | 731.12 | 5/26/2021 | 31.97 | 31.98 | 0.01 | 699.15 |
| HCW-18 | 731.12 | 5/31/2021 | ND | 32.02 | 0.00 | 699.10 |
| HCW-18 | 731.12 | 6/7/2021 | ND | 32.04 | 0.00 | 699.08 |
| HCW-18 | 731.12 | 6/14/2021 | ND | 32.06 | 0.00 | 699.06 |
| HCW-18 | 731.12 | 6/21/2021 | ND | 32.03 | 0.00 | 699.09 |
| HCW-18 | 731.12 | 7/1/2021 | ND | 32.03 | 0.00 | 699.09 |
| HCW-18 | 731.12 | 7/6/2021 | ND | 32.04 | 0.00 | 699.08 |
| HCW-18 | 731.12 | 7/14/2021 | ND | 31.96 | 0.00 | 699.16 |
| HCW-18 | 731.12 | 7/28/2021 | ND | 32.01 | 0.00 | 699.11 |
| HCW-18 | 731.12 | 8/2/2021 | ND | 32.04 | 0.00 | 699.08 |
| HCW-18 | 731.12 | 8/16/2021 | ND | 31.93 | 0.00 | 699.19 |
| HCW-18 | 731.12 | 8/26/2021 | Dry | Dry | Dry | Dry |
| HCW-18 | 731.12 | 8/30/2021 | ND | 31.97 | 0.00 | 699.15 |
| HCW-18 | 731.12 | 9/14/2021 | ND | 32.00 | 0.00 | 699.12 |
| HCW-18 | 731.12 | 9/23/2021 | ND | 32.04 | 0.00 | 699.08 |

**Table 4**
**Summary of Recovery Well Gauging Data**

Colonial Pipeline Company
2020-L1-SR2448
Huntersville, North Carolina

| Well ID | Top Of Casing Elevation[1] | Date | Depth to Free Product (ft btoc) | Depth to Groundwater (ft btoc) | Free Product Thickness (ft) | Groundwater Elevation[2] (ft btoc) |
|---|---|---|---|---|---|---|
| HCW-18 | 731.12 | 10/6/2021 | ND | 31.99 | 0.00 | 699.13 |
| HCW-18 | 731.12 | 10/12/2021 | ND | 32.03 | 0.00 | 699.09 |
| HCW-18 | 731.12 | 10/18/2021 | ND | 31.97 | 0.00 | 699.15 |
| HCW-18 | 731.12 | 10/27/2021 | ND | 32.00 | 0.00 | 699.12 |
| HCW-18 | 731.12 | 11/1/2021 | ND | 31.97 | 0.00 | 699.15 |
| HCW-18 | 731.12 | 11/15/2021 | ND | 32.09 | 0.00 | 699.03 |
| HCW-18 | 731.12 | 11/22/2021 | ND | 32.09 | 0.00 | 699.03 |
| HCW-18 | 731.12 | 11/30/2021 | ND | 32.10 | 0.00 | 699.02 |
| HCW-18 | 731.12 | 12/6/2021 | ND | 31.03 | 0.00 | 700.09 |
| HCW-18 | 731.12 | 12/13/2021 | ND | 32.10 | 0.00 | 699.02 |
| HCW-18 | 731.12 | 12/20/2021 | ND | 32.12 | 0.00 | 699.00 |
| HCW-18 | 731.12 | 12/28/2021 | ND | 32.09 | 0.00 | 699.03 |
| HCW-18 | 731.12 | 1/4/2022 | ND | 32.05 | 0.00 | 699.07 |
| HCW-18 | 731.12 | 1/10/2021 | ND | 32.80 | 0.00 | 698.32 |
| HCW-19 | 732.00 | 1/25/2021 | ND | 34.10 | 0.00 | 697.90 |
| HCW-19 | 732.00 | 2/1/2021 | ND | 34.22 | 0.00 | 697.78 |
| HCW-19 | 732.00 | 2/8/2021 | 34.60 | 34.61 | 0.01 | 697.40 |
| HCW-19 | 732.00 | 2/16/2021 | 34.43 | 34.44 | 0.01 | 697.57 |
| HCW-19 | 732.00 | 2/22/2021 | 34.11 | 34.12 | 0.01 | 697.89 |
| HCW-19 | 732.00 | 3/4/2021 | NM | NM | NM | NM |
| HCW-19 | 732.00 | 3/8/2021 | 31.08 | 31.11 | 0.03 | 700.91 |
| HCW-19 | 732.00 | 3/15/2021 | 34.20 | 34.22 | 0.02 | 697.79 |
| HCW-19 | 732.00 | 3/22/2021 | 34.35 | 34.36 | 0.01 | 697.65 |
| HCW-19 | 732.00 | 4/1/2021 | 34.13 | 34.16 | 0.03 | 697.86 |
| HCW-19 | 732.00 | 4/12/2021 | 34.71 | 34.72 | 0.01 | 697.29 |
| HCW-19 | 732.00 | 4/19/2021 | 33.84 | 33.86 | 0.02 | 698.15 |
| HCW-19 | 732.00 | 4/29/2021 | 34.15 | 34.17 | 0.02 | 697.84 |
| HCW-19 | 732.00 | 5/3/2021 | 34.27 | 34.29 | 0.02 | 697.72 |
| HCW-19 | 732.00 | 5/18/2021 | 34.99 | 35.01 | 0.02 | 697.00 |
| HCW-19 | 732.00 | 5/10/2021 | 34.59 | 34.60 | 0.01 | 697.41 |
| HCW-19 | 732.00 | 5/26/2021 | 35.08 | 35.10 | 0.02 | 696.91 |
| HCW-19 | 732.00 | 5/31/2021 | 35.35 | 35.37 | 0.02 | 696.64 |
| HCW-19 | 732.00 | 6/7/2021 | 35.59 | 35.61 | 0.02 | 696.40 |
| HCW-19 | 732.00 | 6/14/2021 | 35.68 | 35.70 | 0.02 | 696.31 |
| HCW-19 | 732.00 | 6/21/2021 | 35.91 | 35.94 | 0.03 | 696.08 |
| HCW-19 | 732.00 | 7/1/2021 | 36.04 | 36.11 | 0.07 | 695.94 |
| HCW-19 | 732.00 | 7/6/2021 | 36.30 | 36.36 | 0.06 | 695.68 |
| HCW-19 | 732.00 | 7/14/2021 | 36.43 | 36.50 | 0.07 | 695.55 |
| HCW-19 | 732.00 | 7/28/2021 | 36.74 | 36.78 | 0.04 | 695.25 |
| HCW-19 | 732.00 | 8/2/2021 | 37.02 | 37.08 | 0.06 | 694.96 |
| HCW-19 | 732.00 | 8/16/2021 | ND | 37.18 | 0.00 | 694.82 |
| HCW-19 | 732.00 | 8/26/2021 | 37.27 | 37.33 | 0.06 | 694.71 |
| HCW-19 | 732.00 | 8/30/2021 | 37.45 | 37.51 | 0.06 | 694.53 |
| HCW-19 | 732.00 | 9/14/2021 | 36.77 | 36.83 | 0.06 | 695.21 |

**Table 4**
**Summary of Recovery Well Gauging Data**

Colonial Pipeline Company
2020-L1-SR2448
Huntersville, North Carolina

| Well ID | Top Of Casing Elevation[1] | Date | Depth to Free Product (ft btoc) | Depth to Groundwater (ft btoc) | Free Product Thickness (ft) | Groundwater Elevation[2] (ft btoc) |
|---|---|---|---|---|---|---|
| HCW-19 | 732.00 | 9/16/2021 | 36.72 | 36.77 | 0.05 | 695.26 |
| HCW-19 | 732.00 | 9/23/2021 | 36.72 | 37.52 | 0.80 | 695.06 |
| HCW-19 | 732.00 | 10/12/2021 | ARP | ARP | ARP | ARP |
| HCW-19 | 732.00 | 10/27/2021 | 37.57 | 38.73 | 1.16 | 694.12 |
| HCW-19 | 732.00 | 11/30/2021 | 38.42 | 39.20 | 0.78 | 693.37 |
| HCW-19 | 732.00 | 12/6/2021 | ARP | ARP | ARP | ARP |
| HCW-19 | 732.00 | 12/13/2021 | ARP | ARP | ARP | ARP |
| HCW-19 | 732.00 | 12/20/2021 | ARP | ARP | ARP | ARP |
| HCW-19 | 732.00 | 12/28/2021 | 39.05 | 39.97 | 0.92 | 692.70 |
| HCW-19 | 732.00 | 1/4/2022 | ARP | ARP | ARP | ARP |
| HCW-19 | 732.00 | 1/10/2021 | ARP | ARP | ARP | ARP |
| HCW-20 | 731.69 | 1/25/2021 | ND | 34.34 | 0.00 | 697.35 |
| HCW-20 | 731.69 | 2/1/2021 | ND | 34.33 | 0.00 | 697.36 |
| HCW-20 | 731.69 | 2/8/2021 | ND | 34.82 | 0.00 | 696.87 |
| HCW-20 | 731.69 | 2/16/2021 | ND | 34.59 | 0.00 | 697.10 |
| HCW-20 | 731.69 | 2/22/2021 | ND | 34.44 | 0.00 | 697.25 |
| HCW-20 | 731.69 | 3/4/2021 | ND | 34.09 | 0.00 | 697.60 |
| HCW-20 | 731.69 | 3/8/2021 | ND | 34.37 | 0.00 | 697.32 |
| HCW-20 | 731.69 | 3/15/2021 | ND | 34.35 | 0.00 | 697.34 |
| HCW-20 | 731.69 | 3/22/2021 | ND | 34.46 | 0.00 | 697.23 |
| HCW-20 | 731.69 | 4/1/2021 | ND | 34.37 | 0.00 | 697.32 |
| HCW-20 | 731.69 | 4/12/2021 | ND | 33.98 | 0.00 | 697.71 |
| HCW-20 | 731.69 | 4/19/2021 | ND | 34.09 | 0.00 | 697.60 |
| HCW-20 | 731.69 | 4/29/2021 | ND | 34.26 | 0.00 | 697.43 |
| HCW-20 | 731.69 | 5/3/2021 | ND | 34.30 | 0.00 | 697.39 |
| HCW-20 | 731.69 | 5/10/2021 | ND | 34.61 | 0.00 | 697.08 |
| HCW-20 | 731.69 | 5/18/2021 | ND | 34.97 | 0.00 | 696.72 |
| HCW-20 | 731.69 | 5/26/2021 | ND | 35.02 | 0.00 | 696.67 |
| HCW-20 | 731.69 | 5/31/2021 | ND | 35.33 | 0.00 | 696.36 |
| HCW-20 | 731.69 | 6/7/2021 | ND | 35.54 | 0.00 | 696.15 |
| HCW-20 | 731.69 | 6/14/2021 | ND | 35.68 | 0.00 | 696.01 |
| HCW-20 | 731.69 | 6/21/2021 | ND | 35.87 | 0.00 | 695.82 |
| HCW-20 | 731.69 | 7/1/2021 | ND | 35.93 | 0.00 | 695.76 |
| HCW-20 | 731.69 | 7/6/2021 | ND | 36.32 | 0.00 | 695.37 |
| HCW-20 | 731.69 | 7/14/2021 | ND | 36.36 | 0.00 | 695.33 |
| HCW-20 | 731.69 | 7/28/2021 | ND | 36.62 | 0.00 | 695.07 |
| HCW-20 | 731.69 | 8/2/2021 | ND | 36.97 | 0.00 | 694.72 |
| HCW-20 | 731.69 | 8/16/2021 | ND | 37.13 | 0.00 | 694.56 |
| HCW-20 | 731.69 | 8/26/2021 | ND | 37.16 | 0.00 | 694.53 |
| HCW-20 | 731.69 | 8/30/2021 | ND | 37.41 | 0.00 | 694.28 |
| HCW-20 | 731.69 | 9/14/2021 | ND | 37.82 | 0.00 | 693.87 |
| HCW-20 | 731.69 | 9/23/2021 | ND | 37.86 | 0.00 | 693.83 |
| HCW-20 | 731.69 | 10/6/2021 | ND | 38.49 | 0.00 | 693.20 |
| HCW-20 | 731.69 | 10/12/2021 | ND | 38.52 | 0.00 | 693.17 |

**Table 4**
**Summary of Recovery Well Gauging Data**

Colonial Pipeline Company
2020-L1-SR2448
Huntersville, North Carolina

| Well ID | Top Of Casing Elevation[1] | Date | Depth to Free Product (ft btoc) | Depth to Groundwater (ft btoc) | Free Product Thickness (ft) | Groundwater Elevation[2] (ft btoc) |
|---|---|---|---|---|---|---|
| HCW-20 | 731.69 | 10/18/2021 | ND | 38.69 | 0.00 | 693.00 |
| HCW-20 | 731.69 | 10/27/2021 | ND | 38.70 | 0.00 | 692.99 |
| HCW-20 | 731.69 | 11/1/2021 | ND | 38.98 | 0.00 | 692.71 |
| HCW-20 | 731.69 | 11/15/2021 | ND | 39.43 | 0.00 | 692.26 |
| HCW-20 | 731.69 | 11/22/2021 | ND | 39.56 | 0.00 | 692.13 |
| HCW-20 | 731.69 | 11/30/2021 | ND | 39.51 | 0.00 | 692.18 |
| HCW-20 | 731.69 | 12/6/2021 | ND | 39.72 | 0.00 | 691.97 |
| HCW-20 | 731.69 | 12/13/2021 | ND | 40.09 | 0.00 | 691.60 |
| HCW-20 | 731.69 | 12/20/2021 | ND | 40.22 | 0.00 | 691.47 |
| HCW-20 | 731.69 | 12/28/2021 | ND | 40.00 | 0.00 | 691.69 |
| HCW-20 | 731.69 | 1/4/2022 | ND | 40.51 | 0.00 | 691.18 |
| HCW-20 | 731.69 | 1/10/2021 | ND | 40.20 | 0.00 | 691.49 |
| HCW-21 | 730.02 | 1/19/2021 | 34.72 | 35.26 | 0.54 | 695.15 |
| HCW-21 | 730.02 | 2/1/2021 | ND | 33.80 | 0.00 | 696.22 |
| HCW-21 | 730.02 | 2/22/2021 | ARP | ARP | ARP | ARP |
| HCW-21 | 730.02 | 3/4/2021 | 33.42 | 40.02 | 6.60 | 694.83 |
| HCW-21 | 730.02 | 3/8/2021 | ARP | ARP | ARP | ARP |
| HCW-21 | 730.02 | 3/15/2021 | ARP | ARP | ARP | ARP |
| HCW-21 | 730.02 | 3/22/2021 | ARP | ARP | ARP | ARP |
| HCW-21 | 730.02 | 4/1/2021 | ND | 33.62 | 0.00 | 696.40 |
| HCW-21 | 730.02 | 4/12/2021 | ARP | ARP | ARP | ARP |
| HCW-21 | 730.02 | 4/19/2021 | ARP | ARP | ARP | ARP |
| HCW-21 | 730.02 | 4/29/2021 | 33.35 | 38.40 | 5.05 | 695.32 |
| HCW-21 | 730.02 | 5/3/2021 | ARP | ARP | ARP | ARP |
| HCW-21 | 730.02 | 5/10/2021 | ARP | ARP | ARP | ARP |
| HCW-21 | 730.02 | 5/26/2021 | 33.31 | 39.63 | 6.32 | 695.02 |
| HCW-21 | 730.02 | 6/9/2021 | 33.46 | 39.52 | 6.06 | 694.93 |
| HCW-21 | 730.02 | 7/1/2021 | 34.39 | 38.70 | 4.31 | 694.47 |
| HCW-21 | 730.02 | 7/14/2021 | 34.59 | 38.84 | 4.25 | 694.29 |
| HCW-21 | 730.02 | 7/28/2021 | 34.88 | 40.27 | 5.39 | 693.69 |
| HCW-21 | 730.02 | 8/26/2021 | 35.40 | 41.02 | 5.62 | 693.11 |
| HCW-21 | 730.02 | 9/16/2021 | 36.06 | 41.23 | 5.17 | 692.57 |
| HCW-21 | 730.02 | 9/23/2021 | 36.22 | 41.00 | 4.78 | 692.52 |
| HCW-21 | 730.02 | 10/12/2021 | ARP | ARP | ARP | ARP |
| HCW-21 | 730.02 | 10/27/2021 | 37.33 | 41.08 | 3.75 | 691.68 |
| HCW-21 | 730.02 | 11/30/2021 | 37.78 | 41.31 | 3.53 | 691.29 |
| HCW-21 | 730.02 | 12/6/2021 | ARP | ARP | ARP | ARP |
| HCW-21 | 730.02 | 12/13/2021 | ARP | ARP | ARP | ARP |
| HCW-21 | 730.02 | 12/20/2021 | ARP | ARP | ARP | ARP |
| HCW-21 | 730.02 | 12/28/2021 | 38.38 | 41.35 | 2.97 | 690.84 |
| HCW-21 | 730.02 | 1/4/2022 | ARP | ARP | ARP | ARP |
| HCW-21 | 730.02 | 1/10/2021 | ARP | ARP | ARP | ARP |
| HCW-22 | 731.67 | 1/19/2021 | ND | 36.66 | 0.00 | 695.01 |
| HCW-22 | 731.67 | 1/25/2021 | ND | 36.78 | 0.00 | 694.89 |

**Table 4**
**Summary of Recovery Well Gauging Data**

Colonial Pipeline Company
2020-L1-SR2448
Huntersville, North Carolina

| Well ID | Top Of Casing Elevation[1] | Date | Depth to Free Product (ft btoc) | Depth to Groundwater (ft btoc) | Free Product Thickness (ft) | Groundwater Elevation[2] (ft btoc) |
|---|---|---|---|---|---|---|
| HCW-22 | 731.67 | 2/1/2021 | ND | 36.78 | 0.00 | 694.89 |
| HCW-22 | 731.67 | 2/8/2021 | ND | 37.08 | 0.00 | 694.59 |
| HCW-22 | 731.67 | 2/16/2021 | ND | 37.25 | 0.00 | 694.42 |
| HCW-22 | 731.67 | 2/22/2021 | ND | 37.28 | 0.00 | 694.39 |
| HCW-22 | 731.67 | 3/4/2021 | ND | 37.01 | 0.00 | 694.66 |
| HCW-22 | 731.67 | 3/8/2021 | ND | 37.48 | 0.00 | 694.19 |
| HCW-22 | 731.67 | 3/15/2021 | ND | 37.66 | 0.00 | 694.01 |
| HCW-22 | 731.67 | 3/22/2021 | ND | 37.51 | 0.00 | 694.16 |
| HCW-22 | 731.67 | 4/1/2021 | ND | 37.28 | 0.00 | 694.39 |
| HCW-22 | 731.67 | 4/12/2021 | ND | 36.75 | 0.00 | 694.92 |
| HCW-22 | 731.67 | 4/19/2021 | ND | 36.83 | 0.00 | 694.84 |
| HCW-22 | 731.67 | 4/29/2021 | ND | 36.71 | 0.00 | 694.96 |
| HCW-22 | 731.67 | 5/3/2021 | ND | 37.13 | 0.00 | 694.54 |
| HCW-22 | 731.67 | 5/10/2021 | ND | 37.14 | 0.00 | 694.53 |
| HCW-22 | 731.67 | 5/18/2021 | ND | 37.01 | 0.00 | 694.66 |
| HCW-22 | 731.67 | 5/26/2021 | ND | 36.86 | 0.00 | 694.81 |
| HCW-22 | 731.67 | 5/31/2021 | ND | 37.02 | 0.00 | 694.65 |
| HCW-22 | 731.67 | 6/7/2021 | ND | 36.98 | 0.00 | 694.69 |
| HCW-22 | 731.67 | 6/14/2021 | ND | 37.03 | 0.00 | 694.64 |
| HCW-22 | 731.67 | 6/21/2021 | ND | 37.02 | 0.00 | 694.65 |
| HCW-22 | 731.67 | 7/1/2021 | ND | 37.38 | 0.00 | 694.29 |
| HCW-22 | 731.67 | 7/6/2021 | ND | 37.71 | 0.00 | 693.96 |
| HCW-22 | 731.67 | 7/14/2021 | ND | 37.62 | 0.00 | 694.05 |
| HCW-22 | 731.67 | 7/28/2021 | ND | 38.12 | 0.00 | 693.55 |
| HCW-22 | 731.67 | 8/2/2021 | ND | 38.78 | 0.00 | 692.89 |
| HCW-22 | 731.67 | 8/16/2021 | ND | 38.93 | 0.00 | 692.74 |
| HCW-22 | 731.67 | 8/26/2021 | ND | 38.67 | 0.00 | 693.00 |
| HCW-22 | 731.67 | 8/30/2021 | ND | 39.39 | 0.00 | 692.28 |
| HCW-22 | 731.67 | 9/14/2021 | ND | 39.67 | 0.00 | 692.00 |
| HCW-22 | 731.67 | 9/23/2021 | ND | 39.28 | 0.00 | 692.39 |
| HCW-22 | 731.67 | 10/6/2021 | ND | 40.15 | 0.00 | 691.52 |
| HCW-22 | 731.67 | 10/12/2021 | ND | 40.23 | 0.00 | 691.44 |
| HCW-22 | 731.67 | 10/18/2021 | ND | 40.39 | 0.00 | 691.28 |
| HCW-22 | 731.67 | 10/27/2021 | ND | 40.05 | 0.00 | 691.62 |
| HCW-22 | 731.67 | 11/1/2021 | ND | 40.36 | 0.00 | 691.31 |
| HCW-22 | 731.67 | 11/15/2021 | ND | 40.71 | 0.00 | 690.96 |
| HCW-22 | 731.67 | 11/22/2021 | ND | 40.78 | 0.00 | 690.89 |
| HCW-22 | 731.67 | 11/30/2021 | ND | 40.61 | 0.00 | 691.06 |
| HCW-22 | 731.67 | 12/6/2021 | ND | 40.84 | 0.00 | 690.83 |
| HCW-22 | 731.67 | 12/13/2021 | ND | 41.20 | 0.00 | 690.47 |
| HCW-22 | 731.67 | 12/20/2021 | ND | 41.29 | 0.00 | 690.38 |
| HCW-22 | 731.67 | 12/28/2021 | ND | 40.89 | 0.00 | 690.78 |
| HCW-22 | 731.67 | 1/4/2022 | ND | 41.51 | 0.00 | 690.16 |
| HCW-22 | 731.67 | 1/10/2021 | ND | 41.50 | 0.00 | 690.17 |

**Table 4**
**Summary of Recovery Well Gauging Data**

Colonial Pipeline Company
2020-L1-SR2448
Huntersville, North Carolina

| Well ID | Top Of Casing Elevation[1] | Date | Depth to Free Product (ft btoc) | Depth to Groundwater (ft btoc) | Free Product Thickness (ft) | Groundwater Elevation[2] (ft btoc) |
|---|---|---|---|---|---|---|
| HCW-23 | 740.60 | 2/8/2021 | ND | 50.86 | 0.00 | 689.74 |
| HCW-23 | 740.60 | 2/16/2021 | ND | 50.62 | 0.00 | 689.98 |
| HCW-23 | 740.60 | 2/22/2021 | ND | 50.66 | 0.00 | 689.94 |
| HCW-23 | 740.60 | 3/4/2021 | ND | 50.63 | 0.00 | 689.97 |
| HCW-23 | 740.60 | 3/8/2021 | ND | 50.70 | 0.00 | 689.90 |
| HCW-23 | 740.60 | 3/15/2021 | ND | 50.72 | 0.00 | 689.88 |
| HCW-23 | 740.60 | 3/22/2021 | ND | 50.66 | 0.00 | 689.94 |
| HCW-23 | 740.60 | 4/1/2021 | ND | 50.65 | 0.00 | 689.95 |
| HCW-23 | 740.60 | 4/12/2021 | ND | 50.71 | 0.00 | 689.89 |
| HCW-23 | 740.60 | 4/19/2021 | ND | 50.75 | 0.00 | 689.85 |
| HCW-23 | 740.60 | 4/29/2021 | ND | 50.57 | 0.00 | 690.03 |
| HCW-23 | 740.60 | 5/3/2021 | ND | 50.62 | 0.00 | 689.98 |
| HCW-23 | 740.60 | 5/10/2021 | ND | 50.76 | 0.00 | 689.84 |
| HCW-23 | 740.60 | 5/18/2021 | ND | 50.67 | 0.00 | 689.93 |
| HCW-23 | 740.60 | 5/26/2021 | ND | 50.51 | 0.00 | 690.09 |
| HCW-23 | 740.60 | 5/31/2021 | ND | 50.59 | 0.00 | 690.01 |
| HCW-23 | 740.60 | 6/7/2021 | ND | 50.65 | 0.00 | 689.95 |
| HCW-23 | 740.60 | 6/14/2021 | ND | 49.02 | 0.00 | 691.58 |
| HCW-23 | 740.60 | 6/21/2021 | ND | 49.14 | 0.00 | 691.46 |
| HCW-23 | 740.60 | 7/1/2021 | ND | 50.65 | 0.00 | 689.95 |
| HCW-23 | 740.60 | 7/6/2021 | ND | 50.79 | 0.00 | 689.81 |
| HCW-23 | 740.60 | 7/14/2021 | ND | 50.84 | 0.00 | 689.76 |
| HCW-23 | 740.60 | 7/28/2021 | ND | 51.00 | 0.00 | 689.60 |
| HCW-23 | 740.60 | 8/2/2021 | ND | 51.30 | 0.00 | 689.30 |
| HCW-23 | 740.60 | 8/16/2021 | ND | 51.40 | 0.00 | 689.20 |
| HCW-23 | 740.60 | 8/26/2021 | ND | 51.53 | 0.00 | 689.07 |
| HCW-23 | 740.60 | 8/30/2021 | ND | 51.87 | 0.00 | 688.73 |
| HCW-23 | 740.60 | 9/14/2021 | ND | 52.18 | 0.00 | 688.42 |
| HCW-23 | 740.60 | 9/23/2021 | ND | 52.21 | 0.00 | 688.39 |
| HCW-23 | 740.60 | 10/6/2021 | ND | 52.71 | 0.00 | 687.89 |
| HCW-23 | 740.60 | 10/12/2021 | ND | 52.74 | 0.00 | 687.86 |
| HCW-23 | 740.60 | 10/18/2021 | ND | 52.90 | 0.00 | 687.70 |
| HCW-23 | 740.60 | 10/27/2021 | ND | 52.92 | 0.00 | 687.68 |
| HCW-23 | 740.60 | 11/1/2021 | ND | 53.13 | 0.00 | 687.47 |
| HCW-23 | 740.60 | 11/15/2021 | ND | 53.54 | 0.00 | 687.06 |
| HCW-23 | 740.60 | 11/22/2021 | ND | 53.70 | 0.00 | 686.90 |
| HCW-23 | 740.60 | 11/30/2021 | ND | 53.81 | 0.00 | 686.79 |
| HCW-23 | 740.60 | 12/6/2021 | ND | 53.87 | 0.00 | 686.73 |
| HCW-23 | 740.60 | 12/13/2021 | ND | 54.20 | 0.00 | 686.40 |
| HCW-23 | 740.60 | 12/20/2021 | ND | 54.36 | 0.00 | 686.24 |
| HCW-23 | 740.60 | 12/28/2021 | ND | 54.33 | 0.00 | 686.27 |
| HCW-23 | 740.60 | 1/4/2022 | ND | 54.82 | 0.00 | 685.78 |
| HCW-23 | 740.60 | 1/10/2021 | ND | 54.69 | 0.00 | 685.91 |
| HCW-24 | 741.73 | 2/8/2021 | ND | 49.37 | 0.00 | 692.36 |

**Table 4**
**Summary of Recovery Well Gauging Data**

Colonial Pipeline Company
2020-L1-SR2448
Huntersville, North Carolina

| Well ID | Top Of Casing Elevation[1] | Date | Depth to Free Product (ft btoc) | Depth to Groundwater (ft btoc) | Free Product Thickness (ft) | Groundwater Elevation[2] (ft btoc) |
|---|---|---|---|---|---|---|
| HCW-24 | 741.73 | 2/16/2021 | ND | 49.15 | 0.00 | 692.58 |
| HCW-24 | 741.73 | 2/22/2021 | ND | 49.13 | 0.00 | 692.60 |
| HCW-24 | 741.73 | 3/4/2021 | ND | 49.15 | 0.00 | 692.58 |
| HCW-24 | 741.73 | 3/8/2021 | ND | 49.21 | 0.00 | 692.52 |
| HCW-24 | 741.73 | 3/15/2021 | ND | 49.23 | 0.00 | 692.50 |
| HCW-24 | 741.73 | 3/22/2021 | ND | 49.16 | 0.00 | 692.57 |
| HCW-24 | 741.73 | 4/1/2021 | ND | 49.18 | 0.00 | 692.55 |
| HCW-24 | 741.73 | 4/12/2021 | ND | 49.18 | 0.00 | 692.55 |
| HCW-24 | 741.73 | 4/19/2021 | ND | 49.21 | 0.00 | 692.52 |
| HCW-24 | 741.73 | 4/29/2021 | ND | 49.11 | 0.00 | 692.62 |
| HCW-24 | 741.73 | 5/3/2021 | ND | 49.09 | 0.00 | 692.64 |
| HCW-24 | 741.73 | 5/10/2021 | ND | 49.15 | 0.00 | 692.58 |
| HCW-24 | 741.73 | 5/18/2021 | ND | 49.14 | 0.00 | 692.59 |
| HCW-24 | 741.73 | 5/26/2021 | ND | 49.61 | 0.00 | 692.12 |
| HCW-24 | 741.73 | 5/31/2021 | ND | 49.06 | 0.00 | 692.67 |
| HCW-24 | 741.73 | 6/7/2021 | ND | 49.07 | 0.00 | 692.66 |
| HCW-24 | 741.73 | 6/14/2021 | ND | 49.02 | 0.00 | 692.71 |
| HCW-24 | 741.73 | 6/21/2021 | ND | 50.68 | 0.00 | 691.05 |
| HCW-24 | 741.73 | 7/1/2021 | ND | 50.93 | 0.00 | 690.80 |
| HCW-24 | 741.73 | 7/6/2021 | ND | 49.28 | 0.00 | 692.45 |
| HCW-24 | 741.73 | 7/14/2021 | ND | 49.33 | 0.00 | 692.40 |
| HCW-24 | 741.73 | 7/28/2021 | ND | 49.49 | 0.00 | 692.24 |
| HCW-24 | 741.73 | 8/2/2021 | ND | 49.75 | 0.00 | 691.98 |
| HCW-24 | 741.73 | 8/16/2021 | ND | 49.84 | 0.00 | 691.89 |
| HCW-24 | 741.73 | 8/26/2021 | ND | 50.02 | 0.00 | 691.71 |
| HCW-24 | 741.73 | 8/30/2021 | ND | 50.29 | 0.00 | 691.44 |
| HCW-24 | 741.73 | 9/14/2021 | ND | 50.61 | 0.00 | 691.12 |
| HCW-24 | 741.73 | 9/23/2021 | ND | 50.70 | 0.00 | 691.03 |
| HCW-24 | 741.73 | 10/6/2021 | ND | 51.13 | 0.00 | 690.60 |
| HCW-24 | 741.73 | 10/12/2021 | ND | 51.26 | 0.00 | 690.47 |
| HCW-24 | 741.73 | 10/18/2021 | ND | 51.34 | 0.00 | 690.39 |
| HCW-24 | 741.73 | 10/27/2021 | ND | 51.37 | 0.00 | 690.36 |
| HCW-24 | 741.73 | 11/1/2021 | ND | 51.57 | 0.00 | 690.16 |
| HCW-24 | 741.73 | 11/15/2021 | ND | 51.98 | 0.00 | 689.75 |
| HCW-24 | 741.73 | 11/22/2021 | ND | 52.10 | 0.00 | 689.63 |
| HCW-24 | 741.73 | 11/30/2021 | ND | 52.21 | 0.00 | 689.52 |
| HCW-24 | 741.73 | 12/6/2021 | ND | 52.30 | 0.00 | 689.43 |
| HCW-24 | 741.73 | 12/13/2021 | ND | 52.63 | 0.00 | 689.10 |
| HCW-24 | 741.73 | 12/20/2021 | ND | 52.79 | 0.00 | 688.94 |
| HCW-24 | 741.73 | 12/28/2021 | ND | 52.82 | 0.00 | 688.91 |
| HCW-24 | 741.73 | 1/4/2022 | ND | 53.20 | 0.00 | 688.53 |
| HCW-24 | 741.73 | 1/10/2021 | ND | 53.15 | 0.00 | 688.58 |
| HCW-25 | 729.91 | 2/16/2021 | 32.79 | 33.94 | 1.15 | 696.81 |
| HCW-25 | 729.91 | 2/22/2021 | 32.13 | 35.65 | 3.52 | 696.84 |

**Table 4**
**Summary of Recovery Well Gauging Data**

Colonial Pipeline Company
2020-L1-SR2448
Huntersville, North Carolina

| Well ID | Top Of Casing Elevation[1] | Date | Depth to Free Product (ft btoc) | Depth to Groundwater (ft btoc) | Free Product Thickness (ft) | Groundwater Elevation[2] (ft btoc) |
|---|---|---|---|---|---|---|
| HCW-25 | 729.91 | 3/4/2021 | 35.15 | 37.47 | 2.32 | 694.14 |
| HCW-25 | 729.91 | 3/8/2021 | 31.69 | 37.51 | 5.82 | 696.66 |
| HCW-25 | 729.91 | 3/15/2021 | 31.69 | 37.42 | 5.73 | 696.68 |
| HCW-25 | 729.91 | 3/22/2021 | 31.65 | 37.25 | 5.60 | 696.76 |
| HCW-25 | 729.91 | 4/1/2021 | 31.62 | 37.18 | 5.56 | 696.80 |
| HCW-25 | 729.91 | 4/12/2021 | 31.58 | 37.02 | 5.44 | 696.87 |
| HCW-25 | 729.91 | 4/19/2021 | 31.53 | 36.91 | 5.38 | 696.94 |
| HCW-25 | 729.91 | 4/29/2021 | 31.67 | 36.19 | 4.52 | 697.03 |
| HCW-25 | 729.91 | 5/3/2021 | 31.74 | 36.06 | 4.32 | 697.01 |
| HCW-25 | 729.91 | 5/10/2021 | ARP | ARP | ARP | ARP |
| HCW-25 | 729.91 | 5/26/2021 | 33.23 | 35.83 | 2.60 | 695.98 |
| HCW-25 | 730.41 | 6/9/2021 | 33.66 | 35.95 | 2.29 | 696.14 |
| HCW-25 | 730.41 | 7/1/2021 | 34.22 | 36.37 | 2.15 | 695.62 |
| HCW-25 | 730.41 | 7/14/2021 | 34.54 | 36.60 | 2.06 | 695.32 |
| HCW-25 | 730.41 | 7/28/2021 | 34.76 | 36.87 | 2.11 | 695.09 |
| HCW-25 | 730.41 | 8/26/2021 | 35.48 | 37.08 | 1.60 | 694.51 |
| HCW-25 | 730.41 | 9/16/2021 | 36.13 | 37.04 | 0.91 | 694.04 |
| HCW-25 | 730.41 | 9/23/2021 | 36.29 | 37.11 | 0.82 | 693.90 |
| HCW-25 | 730.41 | 10/12/2021 | ARP | ARP | ARP | ARP |
| HCW-25 | 730.41 | 10/27/2021 | 37.19 | 37.72 | 0.53 | 693.08 |
| HCW-25 | 730.41 | 11/30/2021 | 37.84 | 38.35 | 0.51 | 692.44 |
| HCW-25 | 730.41 | 12/6/2021 | ARP | ARP | ARP | ARP |
| HCW-25 | 730.41 | 12/13/2021 | ARP | ARP | ARP | ARP |
| HCW-25 | 730.41 | 12/20/2021 | ARP | ARP | ARP | ARP |
| HCW-25 | 730.41 | 12/28/2021 | 38.22 | 39.37 | 1.15 | 691.89 |
| HCW-25 | 730.41 | 1/4/2022 | ARP | ARP | ARP | ARP |
| HCW-25 | 730.41 | 1/10/2021 | ARP | ARP | ARP | ARP |
| HCW-26 | 730.52 | 2/16/2021 | ND | 34.17 | 0.00 | 696.35 |
| HCW-26 | 730.52 | 2/22/2021 | ND | 34.21 | 0.00 | 696.31 |
| HCW-26 | 730.52 | 3/4/2021 | ND | 34.13 | 0.00 | 696.39 |
| HCW-26 | 730.52 | 3/8/2021 | ND | 34.30 | 0.00 | 696.22 |
| HCW-26 | 730.52 | 3/15/2021 | ND | 34.35 | 0.00 | 696.17 |
| HCW-26 | 730.52 | 4/1/2021 | ND | 34.30 | 0.00 | 696.22 |
| HCW-26 | 730.52 | 4/12/2021 | ND | 34.04 | 0.00 | 696.48 |
| HCW-26 | 730.52 | 4/19/2021 | ND | 34.01 | 0.00 | 696.51 |
| HCW-26 | 730.52 | 4/29/2021 | ND | 33.98 | 0.00 | 696.54 |
| HCW-26 | 730.52 | 5/3/2021 | ND | 33.96 | 0.00 | 696.56 |
| HCW-26 | 730.52 | 5/10/2021 | ND | 34.24 | 0.00 | 696.28 |
| HCW-26 | 730.52 | 5/18/2021 | ND | 34.46 | 0.00 | 696.06 |
| HCW-26 | 730.52 | 5/26/2021 | ND | 34.42 | 0.00 | 696.10 |
| HCW-26 | 730.52 | 5/31/2021 | ND | 34.63 | 0.00 | 695.89 |
| HCW-26 | 730.52 | 6/7/2021 | ND | 34.76 | 0.00 | 695.76 |
| HCW-26 | 730.52 | 6/14/2021 | ND | 34.86 | 0.00 | 695.66 |
| HCW-26 | 730.52 | 6/21/2021 | ND | 35.02 | 0.00 | 695.50 |

**Table 4**
**Summary of Recovery Well Gauging Data**

Colonial Pipeline Company
2020-L1-SR2448
Huntersville, North Carolina

| Well ID | Top Of Casing Elevation[1] | Date | Depth to Free Product (ft btoc) | Depth to Groundwater (ft btoc) | Free Product Thickness (ft) | Groundwater Elevation[2] (ft btoc) |
|---|---|---|---|---|---|---|
| HCW-26 | 730.52 | 7/1/2021 | ND | 35.11 | 0.00 | 695.41 |
| HCW-26 | 730.52 | 7/6/2021 | ND | 35.43 | 0.00 | 695.09 |
| HCW-26 | 730.52 | 7/14/2021 | ND | 35.44 | 0.00 | 695.08 |
| HCW-26 | 730.52 | 7/28/2021 | ND | 35.69 | 0.00 | 694.83 |
| HCW-26 | 730.52 | 8/2/2021 | ND | 35.98 | 0.00 | 694.54 |
| HCW-26 | 730.52 | 8/16/2021 | ND | 36.12 | 0.00 | 694.40 |
| HCW-26 | 730.52 | 8/26/2021 | ND | 36.22 | 0.00 | 694.30 |
| HCW-26 | 730.52 | 8/30/2021 | ND | 36.38 | 0.00 | 694.14 |
| HCW-26 | 730.52 | 9/14/2021 | ND | 36.69 | 0.00 | 693.83 |
| HCW-26 | 730.52 | 9/23/2021 | ND | 36.79 | 0.00 | 693.73 |
| HCW-26 | 730.52 | 10/6/2021 | ND | 37.21 | 0.00 | 693.31 |
| HCW-26 | 730.52 | 10/12/2021 | ND | 37.33 | 0.00 | 693.19 |
| HCW-26 | 730.52 | 10/18/2021 | ND | 37.42 | 0.00 | 693.10 |
| HCW-26 | 730.52 | 10/27/2021 | ND | 37.60 | 0.00 | 692.92 |
| HCW-26 | 730.52 | 11/1/2021 | ND | 37.75 | 0.00 | 692.77 |
| HCW-26 | 730.52 | 11/15/2021 | ND | 38.07 | 0.00 | 692.45 |
| HCW-26 | 730.52 | 11/22/2021 | ND | 38.13 | 0.00 | 692.39 |
| HCW-26 | 730.52 | 11/30/2021 | ND | 38.28 | 0.00 | 692.24 |
| HCW-26 | 730.52 | 12/6/2021 | ND | 38.31 | 0.00 | 692.21 |
| HCW-26 | 730.52 | 12/13/2021 | ND | 38.08 | 0.00 | 692.44 |
| HCW-26 | 730.52 | 12/20/2021 | ND | 38.80 | 0.00 | 691.72 |
| HCW-26 | 730.52 | 12/28/2021 | ND | 38.74 | 0.00 | 691.78 |
| HCW-26 | 730.52 | 1/4/2022 | ND | 39.11 | 0.00 | 691.41 |
| HCW-26 | 730.52 | 1/10/2021 | ND | 39.09 | 0.00 | 691.43 |
| HCW-27 | 729.91 | 2/16/2021 | ND | 33.94 | 0.00 | 695.97 |
| HCW-27 | 729.91 | 2/22/2021 | ND | 34.10 | 0.00 | 695.81 |
| HCW-27 | 729.91 | 3/4/2021 | ND | 34.14 | 0.00 | 695.77 |
| HCW-27 | 729.91 | 3/8/2021 | ND | 34.28 | 0.00 | 695.63 |
| HCW-27 | 729.91 | 3/15/2021 | ND | 34.38 | 0.00 | 695.53 |
| HCW-27 | 729.91 | 3/22/2021 | ND | 34.31 | 0.00 | 695.60 |
| HCW-27 | 729.91 | 4/1/2021 | ND | 34.31 | 0.00 | 695.60 |
| HCW-27 | 729.91 | 4/12/2021 | ND | 34.15 | 0.00 | 695.76 |
| HCW-27 | 729.91 | 4/19/2021 | ND | 34.13 | 0.00 | 695.78 |
| HCW-27 | 729.91 | 4/29/2021 | ND | 34.04 | 0.00 | 695.87 |
| HCW-27 | 729.91 | 5/3/2021 | ND | 34.11 | 0.00 | 695.80 |
| HCW-27 | 729.91 | 5/10/2021 | ND | 35.25 | 0.00 | 694.66 |
| HCW-27 | 729.91 | 5/18/2021 | ND | 34.35 | 0.00 | 695.56 |
| HCW-27 | 729.91 | 5/26/2021 | ND | 34.30 | 0.00 | 695.61 |
| HCW-27 | 729.91 | 5/31/2021 | ND | 34.42 | 0.00 | 695.49 |
| HCW-27 | 729.91 | 6/7/2021 | ND | 34.48 | 0.00 | 695.43 |
| HCW-27 | 729.91 | 6/14/2021 | ND | 34.53 | 0.00 | 695.38 |
| HCW-27 | 729.91 | 6/21/2021 | ND | 34.59 | 0.00 | 695.32 |
| HCW-27 | 729.91 | 7/1/2021 | ND | 34.77 | 0.00 | 695.14 |
| HCW-27 | 729.91 | 7/6/2021 | ND | 39.94 | 0.00 | 689.97 |

**Table 4**
**Summary of Recovery Well Gauging Data**

Colonial Pipeline Company
2020-L1-SR2448
Huntersville, North Carolina

| Well ID | Top Of Casing Elevation[1] | Date | Depth to Free Product (ft btoc) | Depth to Groundwater (ft btoc) | Free Product Thickness (ft) | Groundwater Elevation[2] (ft btoc) |
|---|---|---|---|---|---|---|
| HCW-27 | 729.91 | 7/14/2021 | ND | 35.03 | 0.00 | 694.88 |
| HCW-27 | 729.91 | 7/28/2021 | ND | 35.30 | 0.00 | 694.61 |
| HCW-27 | 729.91 | 8/2/2021 | ND | 35.51 | 0.00 | 694.40 |
| HCW-27 | 729.91 | 8/16/2021 | ND | 35.73 | 0.00 | 694.18 |
| HCW-27 | 729.91 | 8/26/2021 | ND | 35.87 | 0.00 | 694.04 |
| HCW-27 | 729.91 | 8/30/2021 | ND | 35.97 | 0.00 | 693.94 |
| HCW-27 | 729.91 | 9/14/2021 | ND | 36.33 | 0.00 | 693.58 |
| HCW-27 | 729.91 | 9/23/2021 | ND | 36.43 | 0.00 | 693.48 |
| HCW-27 | 729.91 | 10/6/2021 | ND | 36.73 | 0.00 | 693.18 |
| HCW-27 | 729.91 | 10/12/2021 | ND | 36.89 | 0.00 | 693.02 |
| HCW-27 | 729.91 | 10/18/2021 | Dry | Dry | Dry | Dry |
| HCW-27 | 729.91 | 10/27/2021 | ND | 37.15 | 0.00 | 692.76 |
| HCW-27 | 729.91 | 11/1/2021 | ND | 37.18 | 0.00 | 692.73 |
| HCW-27 | 729.91 | 11/15/2021 | ND | 37.42 | 0.00 | 692.49 |
| HCW-27 | 729.91 | 11/22/2021 | ND | 37.50 | 0.00 | 692.41 |
| HCW-27 | 729.91 | 11/30/2021 | ND | 37.56 | 0.00 | 692.35 |
| HCW-27 | 729.91 | 12/6/2021 | Dry | Dry | Dry | Dry |
| HCW-27 | 729.91 | 12/13/2021 | ND | 37.70 | 0.00 | 692.21 |
| HCW-27 | 729.91 | 12/20/2021 | Dry | Dry | Dry | Dry |
| HCW-27 | 729.91 | 12/28/2021 | ND | 37.83 | 0.00 | 692.08 |
| HCW-27 | 729.91 | 1/4/2022 | ND | 37.88 | 0.00 | 692.03 |
| HCW-27 | 729.91 | 1/10/2021 | Dry | Dry | Dry | Dry |
| NHCW-01 | 718.93 | 2/16/2021 | ND | 29.89 | 0.00 | 689.04 |
| NHCW-01 | 718.93 | 2/22/2021 | ND | 29.80 | 0.00 | 689.13 |
| NHCW-01 | 718.93 | 3/4/2021 | ND | 29.95 | 0.00 | 688.98 |
| NHCW-01 | 718.93 | 3/8/2021 | ND | 29.73 | 0.00 | 689.20 |
| NHCW-01 | 718.93 | 3/15/2021 | ND | 29.74 | 0.00 | 689.19 |
| NHCW-01 | 718.93 | 3/22/2021 | ND | 29.66 | 0.00 | 689.27 |
| NHCW-01 | 718.93 | 4/1/2021 | ND | 29.38 | 0.00 | 689.55 |
| NHCW-01 | 718.93 | 4/12/2021 | ND | 29.36 | 0.00 | 689.57 |
| NHCW-01 | 718.93 | 4/19/2021 | ND | 29.38 | 0.00 | 689.55 |
| NHCW-01 | 718.93 | 4/29/2021 | ND | 29.14 | 0.00 | 689.79 |
| NHCW-01 | 718.93 | 5/3/2021 | ND | 29.25 | 0.00 | 689.68 |
| NHCW-01 | 718.93 | 5/10/2021 | ND | 29.95 | 0.00 | 688.98 |
| NHCW-01 | 718.93 | 5/18/2021 | ND | 29.19 | 0.00 | 689.74 |
| NHCW-01 | 718.93 | 5/26/2021 | ND | 29.11 | 0.00 | 689.82 |
| NHCW-01 | 718.93 | 5/31/2021 | ND | 29.40 | 0.00 | 689.53 |
| NHCW-01 | 718.93 | 6/7/2021 | ND | 29.45 | 0.00 | 689.48 |
| NHCW-01 | 718.93 | 6/14/2021 | ND | 29.49 | 0.00 | 689.44 |
| NHCW-01 | 718.93 | 6/21/2021 | ND | 29.74 | 0.00 | 689.19 |
| NHCW-01 | 718.93 | 7/1/2021 | ND | 29.67 | 0.00 | 689.26 |
| NHCW-01 | 718.93 | 7/6/2021 | ND | 30.12 | 0.00 | 688.81 |
| NHCW-01 | 718.93 | 7/14/2021 | ND | 30.05 | 0.00 | 688.88 |
| NHCW-01 | 718.93 | 7/28/2021 | ND | 30.51 | 0.00 | 688.42 |

**Table 4**
**Summary of Recovery Well Gauging Data**

Colonial Pipeline Company
2020-L1-SR2448
Huntersville, North Carolina

| Well ID | Top Of Casing Elevation[1] | Date | Depth to Free Product (ft btoc) | Depth to Groundwater (ft btoc) | Free Product Thickness (ft) | Groundwater Elevation[2] (ft btoc) |
|---|---|---|---|---|---|---|
| NHCW-01 | 718.93 | 8/2/2021 | ND | 31.01 | 0.00 | 687.92 |
| NHCW-01 | 718.93 | 8/16/2021 | ND | 31.30 | 0.00 | 687.63 |
| NHCW-01 | 718.93 | 8/26/2021 | ND | 31.30 | 0.00 | 687.63 |
| NHCW-01 | 718.93 | 8/30/2021 | ND | 31.60 | 0.00 | 687.33 |
| NHCW-01 | 718.93 | 9/14/2021 | ND | 32.38 | 0.00 | 686.55 |
| NHCW-01 | 718.93 | 9/23/2021 | ND | 32.22 | 0.00 | 686.71 |
| NHCW-01 | 718.93 | 10/6/2021 | ND | 32.80 | 0.00 | 686.13 |
| NHCW-01 | 718.93 | 10/12/2021 | ND | 32.90 | 0.00 | 686.03 |
| NHCW-01 | 718.93 | 10/18/2021 | ND | 33.09 | 0.00 | 685.84 |
| NHCW-01 | 718.93 | 10/27/2021 | ND | 33.01 | 0.00 | 685.92 |
| NHCW-01 | 718.93 | 11/1/2021 | ND | 33.17 | 0.00 | 685.76 |
| NHCW-01 | 718.93 | 11/15/2021 | ND | 33.50 | 0.00 | 685.43 |
| NHCW-01 | 718.93 | 11/22/2021 | ND | 33.65 | 0.00 | 685.28 |
| NHCW-01 | 718.93 | 11/30/2021 | ND | 33.82 | 0.00 | 685.11 |
| NHCW-01 | 718.93 | 12/6/2021 | ND | 33.97 | 0.00 | 684.96 |
| NHCW-01 | 718.93 | 12/13/2021 | ND | 34.21 | 0.00 | 684.72 |
| NHCW-01 | 718.93 | 12/20/2021 | ND | 34.58 | 0.00 | 684.35 |
| NHCW-01 | 718.93 | 12/28/2021 | ND | 34.51 | 0.00 | 684.42 |
| NHCW-01 | 718.93 | 1/4/2022 | ND | 35.01 | 0.00 | 683.92 |
| NHCW-01 | 718.93 | 1/10/2021 | ND | 35.19 | 0.00 | 683.74 |
| NHCW-02 | 719.11 | 2/16/2021 | ND | 30.05 | 0.00 | 689.06 |
| NHCW-02 | 719.11 | 2/22/2021 | ND | 29.94 | 0.00 | 689.17 |
| NHCW-02 | 719.11 | 3/4/2021 | ND | 29.78 | 0.00 | 689.33 |
| NHCW-02 | 719.11 | 3/8/2021 | ND | 29.92 | 0.00 | 689.19 |
| NHCW-02 | 719.11 | 3/15/2021 | ND | 29.88 | 0.00 | 689.23 |
| NHCW-02 | 719.11 | 3/22/2021 | ND | 29.79 | 0.00 | 689.32 |
| NHCW-02 | 719.11 | 4/1/2021 | ND | 29.54 | 0.00 | 689.57 |
| NHCW-02 | 719.11 | 4/12/2021 | ND | 29.46 | 0.00 | 689.65 |
| NHCW-02 | 719.11 | 4/19/2021 | ND | 29.48 | 0.00 | 689.63 |
| NHCW-02 | 719.11 | 4/29/2021 | ND | 29.30 | 0.00 | 689.81 |
| NHCW-02 | 719.11 | 5/3/2021 | ND | 29.34 | 0.00 | 689.77 |
| NHCW-02 | 719.11 | 5/10/2021 | ND | 29.41 | 0.00 | 689.70 |
| NHCW-02 | 719.11 | 5/18/2021 | ND | 29.35 | 0.00 | 689.76 |
| NHCW-02 | 719.11 | 5/26/2021 | ND | 29.28 | 0.00 | 689.83 |
| NHCW-02 | 719.11 | 5/31/2021 | ND | 29.55 | 0.00 | 689.56 |
| NHCW-02 | 719.11 | 6/7/2021 | ND | 29.61 | 0.00 | 689.50 |
| NHCW-02 | 719.11 | 6/14/2021 | ND | 29.68 | 0.00 | 689.43 |
| NHCW-02 | 719.11 | 6/21/2021 | ND | 29.91 | 0.00 | 689.20 |
| NHCW-02 | 719.11 | 7/1/2021 | ND | 29.89 | 0.00 | 689.22 |
| NHCW-02 | 719.11 | 7/6/2021 | ND | 30.29 | 0.00 | 688.82 |
| NHCW-02 | 719.11 | 7/14/2021 | ND | 30.27 | 0.00 | 688.84 |
| NHCW-02 | 719.11 | 7/28/2021 | ND | 30.74 | 0.00 | 688.37 |
| NHCW-02 | 719.11 | 8/2/2021 | ND | 31.20 | 0.00 | 687.91 |
| NHCW-02 | 719.11 | 8/16/2021 | ND | 31.50 | 0.00 | 687.61 |

**Table 4**
**Summary of Recovery Well Gauging Data**

Colonial Pipeline Company
2020-L1-SR2448
Huntersville, North Carolina

| Well ID | Top Of Casing Elevation[1] | Date | Depth to Free Product (ft btoc) | Depth to Groundwater (ft btoc) | Free Product Thickness (ft) | Groundwater Elevation[2] (ft btoc) |
|---|---|---|---|---|---|---|
| NHCW-02 | 719.11 | 8/26/2021 | ND | 31.56 | 0.00 | 687.55 |
| NHCW-02 | 719.11 | 8/30/2021 | ND | 31.82 | 0.00 | 687.29 |
| NHCW-02 | 719.11 | 9/14/2021 | ND | 32.52 | 0.00 | 686.59 |
| NHCW-02 | 719.11 | 9/23/2021 | ND | 32.49 | 0.00 | 686.62 |
| NHCW-02 | 719.11 | 10/6/2021 | ND | 33.04 | 0.00 | 686.07 |
| NHCW-02 | 719.11 | 10/12/2021 | ND | 33.17 | 0.00 | 685.94 |
| NHCW-02 | 719.11 | 10/18/2021 | ND | 33.35 | 0.00 | 685.76 |
| NHCW-02 | 719.11 | 10/27/2021 | ND | 33.33 | 0.00 | 685.78 |
| NHCW-02 | 719.11 | 11/1/2021 | ND | 33.48 | 0.00 | 685.63 |
| NHCW-02 | 719.11 | 11/15/2021 | ND | 33.83 | 0.00 | 685.28 |
| NHCW-02 | 719.11 | 11/22/2021 | ND | 33.95 | 0.00 | 685.16 |
| NHCW-02 | 719.11 | 11/30/2021 | ND | 34.16 | 0.00 | 684.95 |
| NHCW-02 | 719.11 | 12/6/2021 | ND | 34.30 | 0.00 | 684.81 |
| NHCW-02 | 719.11 | 12/13/2021 | ND | 34.57 | 0.00 | 684.54 |
| NHCW-02 | 719.11 | 12/20/2021 | ND | 34.88 | 0.00 | 684.23 |
| NHCW-02 | 719.11 | 12/28/2021 | ND | 34.83 | 0.00 | 684.28 |
| NHCW-02 | 719.11 | 1/4/2022 | ND | 35.33 | 0.00 | 683.78 |
| NHCW-02 | 719.11 | 1/10/2021 | ND | 35.56 | 0.00 | 683.55 |
| NHCW-03 | 717.56 | 2/16/2021 | ND | 28.57 | 0.00 | 688.99 |
| NHCW-03 | 717.56 | 2/22/2021 | ND | 28.47 | 0.00 | 689.09 |
| NHCW-03 | 717.56 | 3/4/2021 | ND | 28.31 | 0.00 | 689.25 |
| NHCW-03 | 717.56 | 3/8/2021 | ND | 28.41 | 0.00 | 689.15 |
| NHCW-03 | 717.56 | 3/15/2021 | ND | 28.32 | 0.00 | 689.24 |
| NHCW-03 | 717.56 | 3/22/2021 | ND | 28.25 | 0.00 | 689.31 |
| NHCW-03 | 717.56 | 4/1/2021 | ND | 28.06 | 0.00 | 689.50 |
| NHCW-03 | 717.56 | 4/12/2021 | ND | 27.87 | 0.00 | 689.69 |
| NHCW-03 | 717.56 | 4/19/2021 | ND | 27.87 | 0.00 | 689.69 |
| NHCW-03 | 717.56 | 4/29/2021 | ND | 27.80 | 0.00 | 689.76 |
| NHCW-03 | 717.56 | 5/3/2021 | ND | 27.81 | 0.00 | 689.75 |
| NHCW-03 | 717.56 | 5/10/2021 | ND | 28.91 | 0.00 | 688.65 |
| NHCW-03 | 717.56 | 5/18/2021 | ND | 27.91 | 0.00 | 689.65 |
| NHCW-03 | 717.56 | 5/26/2021 | ND | 27.89 | 0.00 | 689.67 |
| NHCW-03 | 717.56 | 5/31/2021 | ND | 28.07 | 0.00 | 689.49 |
| NHCW-03 | 717.56 | 6/7/2021 | ND | 28.17 | 0.00 | 689.39 |
| NHCW-03 | 717.56 | 6/14/2021 | ND | 28.24 | 0.00 | 689.32 |
| NHCW-03 | 717.56 | 6/21/2021 | ND | 28.45 | 0.00 | 689.11 |
| NHCW-03 | 717.56 | 7/1/2021 | ND | 28.84 | 0.00 | 688.72 |
| NHCW-03 | 717.56 | 7/6/2021 | ND | 28.81 | 0.00 | 688.75 |
| NHCW-03 | 717.56 | 7/14/2021 | ND | 28.91 | 0.00 | 688.65 |
| NHCW-03 | 717.56 | 7/28/2021 | ND | 29.40 | 0.00 | 688.16 |
| NHCW-03 | 717.56 | 8/2/2021 | ND | 29.82 | 0.00 | 687.74 |
| NHCW-03 | 717.56 | 8/16/2021 | ND | 30.14 | 0.00 | 687.42 |
| NHCW-03 | 717.56 | 8/26/2021 | ND | 30.33 | 0.00 | 687.23 |
| NHCW-03 | 717.56 | 8/30/2021 | ND | 30.51 | 0.00 | 687.05 |

**Table 4**
**Summary of Recovery Well Gauging Data**

Colonial Pipeline Company
2020-L1-SR2448
Huntersville, North Carolina

| Well ID | Top Of Casing Elevation[1] | Date | Depth to Free Product (ft btoc) | Depth to Groundwater (ft btoc) | Free Product Thickness (ft) | Groundwater Elevation[2] (ft btoc) |
|---|---|---|---|---|---|---|
| NHCW-03 | 717.56 | 9/14/2021 | ND | 31.13 | 0.00 | 686.43 |
| NHCW-03 | 717.56 | 9/23/2021 | ND | 31.31 | 0.00 | 686.25 |
| NHCW-03 | 717.56 | 10/6/2021 | ND | 31.88 | 0.00 | 685.68 |
| NHCW-03 | 717.56 | 10/12/2021 | ND | 32.02 | 0.00 | 685.54 |
| NHCW-03 | 717.56 | 10/18/2021 | ND | 32.21 | 0.00 | 685.35 |
| NHCW-03 | 717.56 | 10/27/2021 | ND | 32.24 | 0.00 | 685.32 |
| NHCW-03 | 717.56 | 11/1/2021 | ND | 32.39 | 0.00 | 685.17 |
| NHCW-03 | 717.56 | 11/15/2021 | ND | 32.82 | 0.00 | 684.74 |
| NHCW-03 | 717.56 | 11/22/2021 | ND | 32.93 | 0.00 | 684.63 |
| NHCW-03 | 717.56 | 11/30/2021 | ND | 33.19 | 0.00 | 684.37 |
| NHCW-03 | 717.56 | 12/6/2021 | ND | 33.32 | 0.00 | 684.24 |
| NHCW-03 | 717.56 | 12/13/2021 | ND | 33.61 | 0.00 | 683.95 |
| NHCW-03 | 717.56 | 12/20/2021 | ND | 33.89 | 0.00 | 683.67 |
| NHCW-03 | 717.56 | 12/28/2021 | ND | 33.94 | 0.00 | 683.62 |
| NHCW-03 | 717.56 | 1/4/2022 | ND | 34.38 | 0.00 | 683.18 |
| NHCW-03 | 717.56 | 1/10/2021 | ND | 34.74 | 0.00 | 682.82 |
| NHCW-04 | 716.18 | 2/16/2021 | ND | 22.23 | 0.00 | 693.95 |
| NHCW-04 | 716.18 | 2/22/2021 | ND | 27.11 | 0.00 | 689.07 |
| NHCW-04 | 716.18 | 3/4/2021 | ND | 26.95 | 0.00 | 689.23 |
| NHCW-04 | 716.18 | 3/8/2021 | ND | 27.02 | 0.00 | 689.16 |
| NHCW-04 | 716.18 | 3/15/2021 | ND | 26.95 | 0.00 | 689.23 |
| NHCW-04 | 716.18 | 3/22/2021 | ND | 26.90 | 0.00 | 689.28 |
| NHCW-04 | 716.18 | 4/1/2021 | ND | 26.70 | 0.00 | 689.48 |
| NHCW-04 | 716.18 | 4/12/2021 | ND | 26.47 | 0.00 | 689.71 |
| NHCW-04 | 716.18 | 4/19/2021 | ND | 26.48 | 0.00 | 689.70 |
| NHCW-04 | 716.18 | 4/29/2021 | ND | 26.44 | 0.00 | 689.74 |
| NHCW-04 | 716.18 | 5/3/2021 | ND | 26.40 | 0.00 | 689.78 |
| NHCW-04 | 716.18 | 5/10/2021 | ND | 27.53 | 0.00 | 688.65 |
| NHCW-04 | 716.18 | 5/18/2021 | ND | 26.57 | 0.00 | 689.61 |
| NHCW-04 | 716.18 | 5/26/2021 | ND | 26.57 | 0.00 | 689.61 |
| NHCW-04 | 716.18 | 5/31/2021 | ND | 26.76 | 0.00 | 689.42 |
| NHCW-04 | 716.18 | 6/7/2021 | ND | 26.85 | 0.00 | 689.33 |
| NHCW-04 | 716.18 | 6/14/2021 | ND | 26.92 | 0.00 | 689.26 |
| NHCW-04 | 716.18 | 6/21/2021 | ND | 27.14 | 0.00 | 689.04 |
| NHCW-04 | 716.18 | 7/1/2021 | ND | 27.25 | 0.00 | 688.93 |
| NHCW-04 | 716.18 | 7/6/2021 | ND | 27.49 | 0.00 | 688.69 |
| NHCW-04 | 716.18 | 7/14/2021 | ND | 27.60 | 0.00 | 688.58 |
| NHCW-04 | 716.18 | 7/28/2021 | ND | 28.14 | 0.00 | 688.04 |
| NHCW-04 | 716.18 | 8/2/2021 | ND | 28.56 | 0.00 | 687.62 |
| NHCW-04 | 716.18 | 8/16/2021 | ND | 28.91 | 0.00 | 687.27 |
| NHCW-04 | 716.18 | 8/26/2021 | ND | 28.10 | 0.00 | 688.08 |
| NHCW-04 | 716.18 | 8/30/2021 | ND | 29.28 | 0.00 | 686.90 |
| NHCW-04 | 716.18 | 9/14/2021 | ND | 29.91 | 0.00 | 686.27 |
| NHCW-04 | 716.18 | 9/23/2021 | ND | 30.11 | 0.00 | 686.07 |

**Table 4**
**Summary of Recovery Well Gauging Data**

Colonial Pipeline Company
2020-L1-SR2448
Huntersville, North Carolina

| Well ID | Top Of Casing Elevation[1] | Date | Depth to Free Product (ft btoc) | Depth to Groundwater (ft btoc) | Free Product Thickness (ft) | Groundwater Elevation[2] (ft btoc) |
|---|---|---|---|---|---|---|
| NHCW-04 | 716.18 | 10/6/2021 | ND | 30.73 | 0.00 | 685.45 |
| NHCW-04 | 716.18 | 10/12/2021 | ND | 30.88 | 0.00 | 685.30 |
| NHCW-04 | 716.18 | 10/18/2021 | ND | 31.10 | 0.00 | 685.08 |
| NHCW-04 | 716.18 | 10/27/2021 | ND | 31.12 | 0.00 | 685.06 |
| NHCW-04 | 716.18 | 11/1/2021 | ND | 31.24 | 0.00 | 684.94 |
| NHCW-04 | 716.18 | 11/15/2021 | ND | 31.71 | 0.00 | 684.47 |
| NHCW-04 | 716.18 | 11/22/2021 | ND | 31.90 | 0.00 | 684.28 |
| NHCW-04 | 716.18 | 11/30/2021 | ND | 32.09 | 0.00 | 684.09 |
| NHCW-04 | 716.18 | 12/6/2021 | ND | 32.31 | 0.00 | 683.87 |
| NHCW-04 | 716.18 | 12/13/2021 | ND | 33.62 | 0.00 | 682.56 |
| NHCW-04 | 716.18 | 12/20/2021 | ND | 32.91 | 0.00 | 683.27 |
| NHCW-04 | 716.18 | 12/28/2021 | ND | 32.84 | 0.00 | 683.34 |
| NHCW-04 | 716.18 | 1/4/2022 | ND | 33.38 | 0.00 | 682.80 |
| NHCW-04 | 716.18 | 1/10/2021 | ND | 33.80 | 0.00 | 682.38 |
| NHCW-05 | 715.34 | 2/16/2021 | ND | 26.51 | 0.00 | 688.83 |
| NHCW-05 | 715.34 | 2/22/2021 | ND | 26.37 | 0.00 | 688.97 |
| NHCW-05 | 715.34 | 3/4/2021 | ND | 26.20 | 0.00 | 689.14 |
| NHCW-05 | 715.34 | 3/8/2021 | ND | 26.28 | 0.00 | 689.06 |
| NHCW-05 | 715.34 | 3/15/2021 | ND | 26.20 | 0.00 | 689.14 |
| NHCW-05 | 715.34 | 3/22/2021 | ND | 26.14 | 0.00 | 689.20 |
| NHCW-05 | 715.34 | 4/1/2021 | ND | 25.94 | 0.00 | 689.40 |
| NHCW-05 | 715.34 | 4/12/2021 | ND | 25.68 | 0.00 | 689.66 |
| NHCW-05 | 715.34 | 4/19/2021 | ND | 25.70 | 0.00 | 689.64 |
| NHCW-05 | 715.34 | 4/29/2021 | ND | 25.69 | 0.00 | 689.65 |
| NHCW-05 | 715.34 | 5/3/2021 | ND | 25.71 | 0.00 | 689.63 |
| NHCW-05 | 715.34 | 5/10/2021 | ND | 25.80 | 0.00 | 689.54 |
| NHCW-05 | 715.34 | 5/18/2021 | ND | 25.90 | 0.00 | 689.44 |
| NHCW-05 | 715.34 | 5/26/2021 | ND | 25.90 | 0.00 | 689.44 |
| NHCW-05 | 715.34 | 5/31/2021 | ND | 26.10 | 0.00 | 689.24 |
| NHCW-05 | 715.34 | 6/7/2021 | ND | 26.21 | 0.00 | 689.13 |
| NHCW-05 | 715.34 | 6/14/2021 | ND | 26.28 | 0.00 | 689.06 |
| NHCW-05 | 715.34 | 6/21/2021 | ND | 26.52 | 0.00 | 688.82 |
| NHCW-05 | 715.34 | 7/1/2021 | ND | 26.63 | 0.00 | 688.71 |
| NHCW-05 | 715.34 | 7/6/2021 | ND | 26.88 | 0.00 | 688.46 |
| NHCW-05 | 715.34 | 7/14/2021 | ND | 26.98 | 0.00 | 688.36 |
| NHCW-05 | 715.34 | 7/28/2021 | ND | 27.50 | 0.00 | 687.84 |
| NHCW-05 | 715.34 | 8/2/2021 | ND | 28.08 | 0.00 | 687.26 |
| NHCW-05 | 715.34 | 8/16/2021 | ND | 28.40 | 0.00 | 686.94 |
| NHCW-05 | 715.34 | 8/26/2021 | ND | 26.57 | 0.00 | 688.77 |
| NHCW-05 | 715.34 | 8/30/2021 | ND | 28.83 | 0.00 | 686.51 |
| NHCW-05 | 715.34 | 9/14/2021 | 29.05 | 30.45 | 1.40 | 685.92 |
| NHCW-05 | 715.34 | 9/16/2021 | 28.91 | 30.58 | 1.67 | 685.99 |
| NHCW-05 | 715.34 | 9/23/2021 | 28.94 | 32.83 | 3.89 | 685.36 |
| NHCW-05 | 715.34 | 10/12/2021 | ARP | ARP | ARP | ARP |

**Table 4**
**Summary of Recovery Well Gauging Data**

Colonial Pipeline Company
2020-L1-SR2448
Huntersville, North Carolina

| Well ID | Top Of Casing Elevation[1] | Date | Depth to Free Product (ft btoc) | Depth to Groundwater (ft btoc) | Free Product Thickness (ft) | Groundwater Elevation[2] (ft btoc) |
|---|---|---|---|---|---|---|
| NHCW-05 | 715.34 | 10/27/2021 | 30.88 | 31.76 | 0.88 | 684.23 |
| NHCW-05 | 715.86 | 11/30/2021 | 31.78 | 32.90 | 1.12 | 683.78 |
| NHCW-05 | 715.86 | 12/6/2021 | ARP | ARP | ARP | ARP |
| NHCW-05 | 715.86 | 12/13/2021 | ARP | ARP | ARP | ARP |
| NHCW-05 | 715.86 | 12/20/2021 | ARP | ARP | ARP | ARP |
| NHCW-05 | 715.86 | 12/28/2021 | 32.66 | 33.61 | 0.95 | 682.95 |
| NHCW-05 | 715.86 | 1/4/2022 | ARP | ARP | ARP | ARP |
| NHCW-05 | 715.86 | 1/10/2021 | ARP | ARP | ARP | ARP |
| NHCW-06 | 714.96 | 2/16/2021 | ND | 26.23 | 0.00 | 688.73 |
| NHCW-06 | 714.96 | 2/22/2021 | ND | 26.07 | 0.00 | 688.89 |
| NHCW-06 | 714.96 | 3/4/2021 | ND | 25.90 | 0.00 | 689.06 |
| NHCW-06 | 714.96 | 3/8/2021 | ND | 26.96 | 0.00 | 688.00 |
| NHCW-06 | 714.96 | 3/15/2021 | ND | 25.88 | 0.00 | 689.08 |
| NHCW-06 | 714.96 | 3/22/2021 | ND | 25.82 | 0.00 | 689.14 |
| NHCW-06 | 714.96 | 4/1/2021 | ND | 25.59 | 0.00 | 689.37 |
| NHCW-06 | 714.96 | 4/12/2021 | ND | 25.32 | 0.00 | 689.64 |
| NHCW-06 | 714.96 | 4/19/2021 | ND | 25.37 | 0.00 | 689.59 |
| NHCW-06 | 714.96 | 4/29/2021 | ND | 25.36 | 0.00 | 689.60 |
| NHCW-06 | 714.96 | 5/3/2021 | ND | 25.38 | 0.00 | 689.58 |
| NHCW-06 | 714.96 | 5/10/2021 | ND | 25.50 | 0.00 | 689.46 |
| NHCW-06 | 714.96 | 5/18/2021 | ND | 25.60 | 0.00 | 689.36 |
| NHCW-06 | 714.96 | 5/26/2021 | ND | 25.62 | 0.00 | 689.34 |
| NHCW-06 | 714.96 | 6/7/2021 | ND | 25.96 | 0.00 | 689.00 |
| NHCW-06 | 714.96 | 6/14/2021 | ND | 26.03 | 0.00 | 688.93 |
| NHCW-06 | 714.97 | 6/21/2021 | ND | 26.28 | 0.00 | 688.69 |
| NHCW-06 | 714.97 | 7/1/2021 | ND | 26.38 | 0.00 | 688.59 |
| NHCW-06 | 714.97 | 7/6/2021 | ND | 26.63 | 0.00 | 688.34 |
| NHCW-06 | 714.97 | 7/14/2021 | 26.61 | 27.06 | 0.45 | 688.23 |
| NHCW-06 | 714.97 | 7/28/2021 | 27.09 | 28.74 | 1.65 | 687.43 |
| NHCW-06 | 714.97 | 8/26/2021 | 27.97 | 30.60 | 2.63 | 686.29 |
| NHCW-06 | 714.97 | 9/16/2021 | 27.70 | 31.52 | 3.82 | 686.24 |
| NHCW-06 | 714.97 | 9/23/2021 | 28.95 | 31.63 | 2.68 | 685.30 |
| NHCW-06 | 714.97 | 10/12/2021 | ARP | ARP | ARP | ARP |
| NHCW-06 | 714.97 | 10/27/2021 | 29.96 | 33.18 | 3.22 | 684.14 |
| NHCW-06 | 715.86 | 11/30/2021 | 30.86 | 34.68 | 3.82 | 683.98 |
| NHCW-06 | 715.86 | 12/6/2021 | ARP | ARP | ARP | ARP |
| NHCW-06 | 715.86 | 12/13/2021 | ARP | ARP | ARP | ARP |
| NHCW-06 | 715.86 | 12/20/2021 | ARP | ARP | ARP | ARP |
| NHCW-06 | 715.86 | 12/28/2021 | 31.53 | 36.01 | 4.48 | 683.13 |
| NHCW-06 | 715.86 | 1/4/2022 | ARP | ARP | ARP | ARP |
| NHCW-06 | 715.86 | 1/10/2021 | ARP | ARP | ARP | ARP |
| NHCW-07 | 714.08 | 2/16/2021 | ND | 25.48 | 0.00 | 688.60 |
| NHCW-07 | 714.08 | 2/22/2021 | ND | 25.29 | 0.00 | 688.79 |
| NHCW-07 | 714.08 | 3/4/2021 | ND | 25.11 | 0.00 | 688.97 |

**Table 4**
**Summary of Recovery Well Gauging Data**

Colonial Pipeline Company
2020-L1-SR2448
Huntersville, North Carolina

| Well ID | Top Of Casing Elevation[1] | Date | Depth to Free Product (ft btoc) | Depth to Groundwater (ft btoc) | Free Product Thickness (ft) | Groundwater Elevation[2] (ft btoc) |
|---|---|---|---|---|---|---|
| NHCW-07 | 714.08 | 3/8/2021 | ND | 25.20 | 0.00 | 688.88 |
| NHCW-07 | 714.08 | 3/15/2021 | ND | 25.12 | 0.00 | 688.96 |
| NHCW-07 | 714.08 | 3/22/2021 | ND | 25.04 | 0.00 | 689.04 |
| NHCW-07 | 714.08 | 4/1/2021 | ND | 24.80 | 0.00 | 689.28 |
| NHCW-07 | 714.08 | 4/12/2021 | ND | 24.51 | 0.00 | 689.57 |
| NHCW-07 | 714.08 | 4/19/2021 | ND | 24.58 | 0.00 | 689.50 |
| NHCW-07 | 714.08 | 4/29/2021 | ND | 24.62 | 0.00 | 689.46 |
| NHCW-07 | 714.08 | 5/3/2021 | ND | 24.57 | 0.00 | 689.51 |
| NHCW-07 | 714.08 | 5/10/2021 | ND | 24.75 | 0.00 | 689.33 |
| NHCW-07 | 714.08 | 5/18/2021 | ND | 24.88 | 0.00 | 689.20 |
| NHCW-07 | 714.08 | 5/26/2021 | ND | 24.91 | 0.00 | 689.17 |
| NHCW-07 | 714.08 | 5/31/2021 | ND | 25.13 | 0.00 | 688.95 |
| NHCW-07 | 714.08 | 6/7/2021 | ND | 25.24 | 0.00 | 688.84 |
| NHCW-07 | 714.08 | 6/14/2021 | ND | 25.33 | 0.00 | 688.75 |
| NHCW-07 | 714.08 | 6/21/2021 | ND | 25.57 | 0.00 | 688.51 |
| NHCW-07 | 714.08 | 7/1/2021 | ND | 25.71 | 0.00 | 688.37 |
| NHCW-07 | 714.08 | 7/6/2021 | ND | 25.93 | 0.00 | 688.15 |
| NHCW-07 | 714.08 | 7/14/2021 | ND | 26.04 | 0.00 | 688.04 |
| NHCW-07 | 714.08 | 7/28/2021 | ND | 26.57 | 0.00 | 687.51 |
| NHCW-07 | 714.08 | 8/2/2021 | ND | 27.08 | 0.00 | 687.00 |
| NHCW-07 | 714.08 | 8/16/2021 | ND | 27.53 | 0.00 | 686.55 |
| NHCW-07 | 714.08 | 8/26/2021 | ND | 27.75 | 0.00 | 686.33 |
| NHCW-07 | 714.08 | 8/30/2021 | ND | 28.04 | 0.00 | 686.04 |
| NHCW-07 | 714.08 | 9/14/2021 | ND | 28.69 | 0.00 | 685.39 |
| NHCW-07 | 714.08 | 9/23/2021 | ND | 28.84 | 0.00 | 685.24 |
| NHCW-07 | 714.08 | 10/6/2021 | ND | 29.63 | 0.00 | 684.45 |
| NHCW-07 | 714.08 | 10/12/2021 | ND | 29.79 | 0.00 | 684.29 |
| NHCW-07 | 714.08 | 10/18/2021 | ND | 30.03 | 0.00 | 684.05 |
| NHCW-07 | 714.08 | 10/27/2021 | ND | 30.05 | 0.00 | 684.03 |
| NHCW-07 | 714.08 | 11/1/2021 | ND | 30.20 | 0.00 | 683.88 |
| NHCW-07 | 714.08 | 11/15/2021 | ND | 30.94 | 0.00 | 683.14 |
| NHCW-07 | 714.08 | 11/22/2021 | ND | 31.14 | 0.00 | 682.94 |
| NHCW-07 | 714.08 | 11/30/2021 | ND | 31.28 | 0.00 | 682.80 |
| NHCW-07 | 714.08 | 12/6/2021 | ND | 31.65 | 0.00 | 682.43 |
| NHCW-07 | 714.08 | 12/13/2021 | ND | 32.00 | 0.00 | 682.08 |
| NHCW-07 | 714.08 | 12/20/2021 | ND | 32.35 | 0.00 | 681.73 |
| NHCW-07 | 714.08 | 12/28/2021 | ND | 32.02 | 0.00 | 682.06 |
| NHCW-07 | 714.08 | 1/4/2022 | ND | 32.85 | 0.00 | 681.23 |
| NHCW-07 | 714.08 | 1/10/2021 | ND | 33.53 | 0.00 | 680.55 |
| NHCW-08 | 712.84 | 2/16/2021 | ND | 24.34 | 0.00 | 688.50 |
| NHCW-08 | 712.84 | 2/22/2021 | ND | 24.17 | 0.00 | 688.67 |
| NHCW-08 | 712.84 | 3/4/2021 | ND | 23.98 | 0.00 | 688.86 |
| NHCW-08 | 712.84 | 3/8/2021 | ND | 24.03 | 0.00 | 688.81 |
| NHCW-08 | 712.84 | 3/15/2021 | ND | 23.96 | 0.00 | 688.88 |

**Table 4**
**Summary of Recovery Well Gauging Data**

Colonial Pipeline Company
2020-L1-SR2448
Huntersville, North Carolina

| Well ID | Top Of Casing Elevation[1] | Date | Depth to Free Product (ft btoc) | Depth to Groundwater (ft btoc) | Free Product Thickness (ft) | Groundwater Elevation[2] (ft btoc) |
|---|---|---|---|---|---|---|
| NHCW-08 | 712.84 | 3/22/2021 | ND | 23.87 | 0.00 | 688.97 |
| NHCW-08 | 712.84 | 4/1/2021 | ND | 23.62 | 0.00 | 689.22 |
| NHCW-08 | 712.84 | 4/12/2021 | ND | 23.34 | 0.00 | 689.50 |
| NHCW-08 | 712.84 | 4/19/2021 | ND | 23.40 | 0.00 | 689.44 |
| NHCW-08 | 712.84 | 4/29/2021 | ND | 23.42 | 0.00 | 689.42 |
| NHCW-08 | 712.84 | 5/3/2021 | ND | 23.43 | 0.00 | 689.41 |
| NHCW-08 | 712.84 | 5/10/2021 | ND | 23.59 | 0.00 | 689.25 |
| NHCW-08 | 712.84 | 5/18/2021 | ND | 23.75 | 0.00 | 689.09 |
| NHCW-08 | 712.84 | 5/26/2021 | ND | 23.78 | 0.00 | 689.06 |
| NHCW-08 | 712.84 | 5/31/2021 | ND | 24.02 | 0.00 | 688.82 |
| NHCW-08 | 712.84 | 6/7/2021 | ND | 24.13 | 0.00 | 688.71 |
| NHCW-08 | 712.84 | 6/14/2021 | ND | 24.23 | 0.00 | 688.61 |
| NHCW-08 | 712.84 | 6/21/2021 | ND | 24.47 | 0.00 | 688.37 |
| NHCW-08 | 712.84 | 7/1/2021 | ND | 24.60 | 0.00 | 688.24 |
| NHCW-08 | 712.84 | 7/6/2021 | ND | 24.64 | 0.00 | 688.20 |
| NHCW-08 | 712.84 | 7/14/2021 | ND | 24.94 | 0.00 | 687.90 |
| NHCW-08 | 712.84 | 7/28/2021 | ND | 25.46 | 0.00 | 687.38 |
| NHCW-08 | 712.84 | 8/2/2021 | ND | 25.99 | 0.00 | 686.85 |
| NHCW-08 | 712.84 | 8/16/2021 | ND | 26.38 | 0.00 | 686.46 |
| NHCW-08 | 712.84 | 8/26/2021 | ND | 26.66 | 0.00 | 686.18 |
| NHCW-08 | 712.84 | 8/30/2021 | ND | 26.94 | 0.00 | 685.90 |
| NHCW-08 | 712.84 | 9/14/2021 | ND | 27.56 | 0.00 | 685.28 |
| NHCW-08 | 712.84 | 9/23/2021 | ND | 27.78 | 0.00 | 685.06 |
| NHCW-08 | 712.84 | 10/6/2021 | ND | 28.49 | 0.00 | 684.35 |
| NHCW-08 | 712.84 | 10/12/2021 | ND | 28.70 | 0.00 | 684.14 |
| NHCW-08 | 712.84 | 10/18/2021 | ND | 28.96 | 0.00 | 683.88 |
| NHCW-08 | 712.84 | 10/27/2021 | ND | 29.03 | 0.00 | 683.81 |
| NHCW-08 | 712.84 | 11/1/2021 | ND | 29.15 | 0.00 | 683.69 |
| NHCW-08 | 712.84 | 11/15/2021 | ND | 29.95 | 0.00 | 682.89 |
| NHCW-08 | 712.84 | 11/22/2021 | ND | 30.18 | 0.00 | 682.66 |
| NHCW-08 | 712.84 | 11/30/2021 | ND | 30.28 | 0.00 | 682.56 |
| NHCW-08 | 712.84 | 12/6/2021 | ND | 30.65 | 0.00 | 682.19 |
| NHCW-08 | 712.84 | 12/13/2021 | ND | 31.01 | 0.00 | 681.83 |
| NHCW-08 | 712.84 | 12/20/2021 | ND | 31.33 | 0.00 | 681.51 |
| NHCW-08 | 712.84 | 12/28/2021 | ND | 31.03 | 0.00 | 681.81 |
| NHCW-08 | 712.84 | 1/4/2022 | ND | 31.85 | 0.00 | 680.99 |
| NHCW-08 | 712.84 | 1/10/2021 | ND | 32.52 | 0.00 | 680.32 |
| NHCW-09 | 711.21 | 2/16/2021 | ND | 23.89 | 0.00 | 687.32 |
| NHCW-09 | 711.21 | 2/22/2021 | ND | 23.61 | 0.00 | 687.60 |
| NHCW-09 | 711.21 | 3/4/2021 | ND | 23.37 | 0.00 | 687.84 |
| NHCW-09 | 711.21 | 3/8/2021 | ND | 23.47 | 0.00 | 687.74 |
| NHCW-09 | 711.21 | 3/15/2021 | ND | 23.40 | 0.00 | 687.81 |
| NHCW-09 | 711.21 | 3/22/2021 | ND | 23.19 | 0.00 | 688.02 |
| NHCW-09 | 711.21 | 4/1/2021 | ND | 22.79 | 0.00 | 688.42 |

**Table 4**
**Summary of Recovery Well Gauging Data**

Colonial Pipeline Company
2020-L1-SR2448
Huntersville, North Carolina

| Well ID | Top Of Casing Elevation[1] | Date | Depth to Free Product (ft btoc) | Depth to Groundwater (ft btoc) | Free Product Thickness (ft) | Groundwater Elevation[2] (ft btoc) |
|---|---|---|---|---|---|---|
| NHCW-09 | 711.21 | 4/12/2021 | ND | 22.54 | 0.00 | 688.67 |
| NHCW-09 | 711.21 | 4/19/2021 | ND | 22.71 | 0.00 | 688.50 |
| NHCW-09 | 711.21 | 4/29/2021 | ND | 22.94 | 0.00 | 688.27 |
| NHCW-09 | 711.21 | 5/3/2021 | ND | 23.02 | 0.00 | 688.19 |
| NHCW-09 | 711.21 | 5/10/2021 | ND | 23.22 | 0.00 | 687.99 |
| NHCW-09 | 711.21 | 5/18/2021 | ND | 23.47 | 0.00 | 687.74 |
| NHCW-09 | 711.21 | 5/26/2021 | ND | 23.57 | 0.00 | 687.64 |
| NHCW-09 | 711.21 | 5/31/2021 | ND | 23.85 | 0.00 | 687.36 |
| NHCW-09 | 711.21 | 6/7/2021 | ND | 24.05 | 0.00 | 687.16 |
| NHCW-09 | 711.21 | 6/14/2021 | ND | 24.19 | 0.00 | 687.02 |
| NHCW-09 | 711.21 | 6/21/2021 | ND | 24.49 | 0.00 | 686.72 |
| NHCW-09 | 711.21 | 7/1/2021 | ND | 24.68 | 0.00 | 686.53 |
| NHCW-09 | 711.21 | 7/6/2021 | ND | 24.90 | 0.00 | 686.31 |
| NHCW-09 | 711.21 | 7/14/2021 | ND | 25.05 | 0.00 | 686.16 |
| NHCW-09 | 711.21 | 7/28/2021 | ND | 25.52 | 0.00 | 685.69 |
| NHCW-09 | 711.21 | 8/2/2021 | ND | 25.92 | 0.00 | 685.29 |
| NHCW-09 | 711.21 | 8/16/2021 | ND | 26.36 | 0.00 | 684.85 |
| NHCW-09 | 711.21 | 8/26/2021 | ND | 27.72 | 0.00 | 683.49 |
| NHCW-09 | 711.21 | 8/30/2021 | ND | 26.93 | 0.00 | 684.28 |
| NHCW-09 | 711.21 | 9/14/2021 | ND | 27.60 | 0.00 | 683.61 |
| NHCW-09 | 711.21 | 9/23/2021 | ND | 27.91 | 0.00 | 683.30 |
| NHCW-09 | 711.21 | 10/6/2021 | ND | 28.55 | 0.00 | 682.66 |
| NHCW-09 | 711.21 | 10/12/2021 | ND | 28.76 | 0.00 | 682.45 |
| NHCW-09 | 711.21 | 10/18/2021 | ND | 29.02 | 0.00 | 682.19 |
| NHCW-09 | 711.21 | 10/27/2021 | ND | 27.22 | 0.00 | 683.99 |
| NHCW-09 | 711.21 | 11/1/2021 | ND | 29.35 | 0.00 | 681.86 |
| NHCW-09 | 711.21 | 11/15/2021 | ND | 30.09 | 0.00 | 681.12 |
| NHCW-09 | 711.21 | 11/22/2021 | ND | 30.22 | 0.00 | 680.99 |
| NHCW-09 | 711.21 | 11/30/2021 | ND | 30.47 | 0.00 | 680.74 |
| NHCW-09 | 711.21 | 12/6/2021 | ND | 30.69 | 0.00 | 680.52 |
| NHCW-09 | 711.21 | 12/13/2021 | ND | 31.00 | 0.00 | 680.21 |
| NHCW-09 | 711.21 | 12/20/2021 | ND | 31.24 | 0.00 | 679.97 |
| NHCW-09 | 711.21 | 12/28/2021 | ND | 31.16 | 0.00 | 680.05 |
| NHCW-09 | 711.21 | 1/4/2022 | ND | 31.62 | 0.00 | 679.59 |
| NHCW-09 | 711.21 | 1/10/2021 | ND | 31.94 | 0.00 | 679.27 |
| NHCW-10 | 713.05 | 2/16/2021 | ND | 26.85 | 0.00 | 686.20 |
| NHCW-10 | 713.05 | 2/22/2021 | ND | 23.68 | 0.00 | 689.37 |
| NHCW-10 | 713.05 | 3/4/2021 | ND | 26.00 | 0.00 | 687.05 |
| NHCW-10 | 713.05 | 3/8/2021 | ND | 26.11 | 0.00 | 686.94 |
| NHCW-10 | 713.05 | 3/15/2021 | ND | 26.17 | 0.00 | 686.88 |
| NHCW-10 | 713.05 | 3/22/2021 | ND | 25.81 | 0.00 | 687.24 |
| NHCW-10 | 713.05 | 4/1/2021 | ND | 25.10 | 0.00 | 687.95 |
| NHCW-10 | 713.05 | 4/12/2021 | ND | 25.08 | 0.00 | 687.97 |
| NHCW-10 | 713.05 | 4/19/2021 | ND | 25.44 | 0.00 | 687.61 |

**Table 4**
**Summary of Recovery Well Gauging Data**

Colonial Pipeline Company
2020-L1-SR2448
Huntersville, North Carolina

| Well ID | Top Of Casing Elevation[1] | Date | Depth to Free Product (ft btoc) | Depth to Groundwater (ft btoc) | Free Product Thickness (ft) | Groundwater Elevation[2] (ft btoc) |
|---|---|---|---|---|---|---|
| NHCW-10 | 713.05 | 4/29/2021 | ND | 25.98 | 0.00 | 687.07 |
| NHCW-10 | 713.05 | 5/3/2021 | ND | 26.14 | 0.00 | 686.91 |
| NHCW-10 | 713.05 | 5/10/2021 | ND | 26.52 | 0.00 | 686.53 |
| NHCW-10 | 713.05 | 5/18/2021 | ND | 26.65 | 0.00 | 686.40 |
| NHCW-10 | 713.05 | 5/26/2021 | ND | 26.87 | 0.00 | 686.18 |
| NHCW-10 | 713.05 | 5/31/2021 | ND | 27.20 | 0.00 | 685.85 |
| NHCW-10 | 713.05 | 6/7/2021 | ND | 27.50 | 0.00 | 685.55 |
| NHCW-10 | 713.05 | 6/14/2021 | ND | 27.75 | 0.00 | 685.30 |
| NHCW-10 | 713.05 | 6/21/2021 | ND | 28.12 | 0.00 | 684.93 |
| NHCW-10 | 713.05 | 7/1/2021 | ND | 28.29 | 0.00 | 684.76 |
| NHCW-10 | 713.05 | 7/6/2021 | ND | 28.53 | 0.00 | 684.52 |
| NHCW-10 | 713.05 | 7/14/2021 | ND | 28.67 | 0.00 | 684.38 |
| NHCW-10 | 713.05 | 7/28/2021 | ND | 29.13 | 0.00 | 683.92 |
| NHCW-10 | 713.05 | 8/2/2021 | ND | 29.46 | 0.00 | 683.59 |
| NHCW-10 | 713.05 | 8/16/2021 | ND | 30.01 | 0.00 | 683.04 |
| NHCW-10 | 713.05 | 8/26/2021 | ND | 30.39 | 0.00 | 682.66 |
| NHCW-10 | 713.05 | 8/30/2021 | ND | 30.65 | 0.00 | 682.40 |
| NHCW-10 | 713.05 | 9/14/2021 | ND | 31.42 | 0.00 | 681.63 |
| NHCW-10 | 713.05 | 9/23/2021 | ND | 31.80 | 0.00 | 681.25 |
| NHCW-10 | 713.05 | 10/6/2021 | ND | 32.49 | 0.00 | 680.56 |
| NHCW-10 | 713.05 | 10/12/2021 | ND | 32.77 | 0.00 | 680.28 |
| NHCW-10 | 713.05 | 10/18/2021 | ND | 33.07 | 0.00 | 679.98 |
| NHCW-10 | 713.05 | 10/27/2021 | ND | 33.30 | 0.00 | 679.75 |
| NHCW-10 | 713.05 | 11/1/2021 | ND | 33.47 | 0.00 | 679.58 |
| NHCW-10 | 713.05 | 11/15/2021 | ND | 34.49 | 0.00 | 678.56 |
| NHCW-10 | 713.05 | 11/22/2021 | ND | 34.57 | 0.00 | 678.48 |
| NHCW-10 | 713.05 | 11/30/2021 | ND | 34.69 | 0.00 | 678.36 |
| NHCW-10 | 713.05 | 12/6/2021 | ND | 34.90 | 0.00 | 678.15 |
| NHCW-10 | 713.05 | 12/13/2021 | ND | 35.20 | 0.00 | 677.85 |
| NHCW-10 | 713.05 | 12/20/2021 | ND | 35.38 | 0.00 | 677.67 |
| NHCW-10 | 713.05 | 12/28/2021 | ND | 35.18 | 0.00 | 677.87 |
| NHCW-10 | 713.05 | 1/4/2022 | ND | 35.58 | 0.00 | 677.47 |
| NHCW-10 | 713.05 | 1/10/2021 | ND | 35.74 | 0.00 | 677.31 |
| NHCW-11 | 709.11 | 2/16/2021 | ND | 23.12 | 0.00 | 685.99 |
| NHCW-11 | 709.11 | 2/22/2021 | ND | 22.52 | 0.00 | 686.59 |
| NHCW-11 | 709.11 | 3/4/2021 | ND | 23.73 | 0.00 | 685.38 |
| NHCW-11 | 709.11 | 3/8/2021 | ND | 23.88 | 0.00 | 685.23 |
| NHCW-11 | 709.11 | 3/15/2021 | ND | 23.95 | 0.00 | 685.16 |
| NHCW-11 | 709.11 | 3/22/2021 | ND | 23.46 | 0.00 | 685.65 |
| NHCW-11 | 709.11 | 4/1/2021 | ND | 22.66 | 0.00 | 686.45 |
| NHCW-11 | 709.11 | 4/12/2021 | ND | 22.81 | 0.00 | 686.30 |
| NHCW-11 | 709.11 | 4/19/2021 | 23.02 | 23.03 | 0.01 | 686.08 |
| NHCW-11 | 709.11 | 4/29/2021 | 23.83 | 23.88 | 0.05 | 685.26 |
| NHCW-11 | 709.11 | 5/3/2021 | 24.08 | 24.13 | 0.05 | 685.01 |

**Table 4**
**Summary of Recovery Well Gauging Data**

Colonial Pipeline Company
2020-L1-SR2448
Huntersville, North Carolina

| Well ID | Top Of Casing Elevation[1] | Date | Depth to Free Product (ft btoc) | Depth to Groundwater (ft btoc) | Free Product Thickness (ft) | Groundwater Elevation[2] (ft btoc) |
|---|---|---|---|---|---|---|
| NHCW-11 | 709.11 | 5/10/2021 | ND | 24.53 | 0.00 | 684.58 |
| NHCW-11 | 709.11 | 5/18/2021 | 24.88 | 25.01 | 0.13 | 684.19 |
| NHCW-11 | 709.11 | 5/26/2021 | 25.03 | 25.18 | 0.15 | 684.04 |
| NHCW-11 | 709.11 | 5/31/2021 | 25.42 | 25.59 | 0.17 | 683.64 |
| NHCW-11 | 709.11 | 6/7/2021 | 25.72 | 25.85 | 0.13 | 683.35 |
| NHCW-11 | 709.11 | 7/1/2021 | ND | 26.00 | 0.00 | 683.11 |
| NHCW-11 | 709.11 | 7/14/2021 | ND | 26.32 | 0.00 | 682.79 |
| NHCW-11 | 709.11 | 7/28/2021 | ND | 26.72 | 0.00 | 682.39 |
| NHCW-11 | 709.11 | 8/26/2021 | ND | 28.08 | 0.00 | 681.03 |
| NHCW-11 | 709.11 | 9/16/2021 | ND | 29.16 | 0.00 | 679.95 |
| NHCW-11 | 709.11 | 9/23/2021 | ND | 29.45 | 0.00 | 679.66 |
| NHCW-11 | 709.11 | 10/12/2021 | ARP | ARP | ARP | ARP |
| NHCW-11 | 709.11 | 10/27/2021 | ND | 30.98 | 0.00 | 678.13 |
| NHCW-11 | 710.66 | 11/30/2021 | ND | 32.34 | 0.00 | 678.32 |
| NHCW-11 | 710.66 | 12/6/2021 | ARP | ARP | ARP | ARP |
| NHCW-11 | 710.66 | 12/13/2021 | ARP | ARP | ARP | ARP |
| NHCW-11 | 710.66 | 12/20/2021 | ARP | ARP | ARP | ARP |
| NHCW-11 | 710.66 | 12/28/2021 | ND | 32.84 | 0.00 | 677.82 |
| NHCW-11 | 710.66 | 1/4/2022 | ARP | ARP | ARP | ARP |
| NHCW-11 | 710.66 | 1/10/2021 | ARP | ARP | ARP | ARP |
| NHCW-12 | 707.70 | 2/22/2021 | ND | 19.77 | 0.00 | 687.93 |
| NHCW-12 | 707.70 | 3/4/2021 | ND | 20.92 | 0.00 | 686.78 |
| NHCW-12 | 707.70 | 3/8/2021 | 21.16 | 21.17 | 0.01 | 686.53 |
| NHCW-12 | 707.70 | 3/11/2021 | 21.17 | 21.34 | 0.17 | 686.48 |
| NHCW-12 | 707.70 | 3/15/2021 | 21.24 | 21.58 | 0.34 | 686.36 |
| NHCW-12 | 707.70 | 3/22/2021 | 20.52 | 20.87 | 0.35 | 687.08 |
| NHCW-12 | 707.70 | 4/1/2021 | 19.61 | 20.09 | 0.48 | 687.96 |
| NHCW-12 | 707.70 | 4/12/2021 | 20.04 | 20.87 | 0.83 | 687.43 |
| NHCW-12 | 707.70 | 4/19/2021 | 20.35 | 21.44 | 1.09 | 687.05 |
| NHCW-12 | 707.70 | 4/29/2021 | 20.28 | 21.82 | 1.54 | 687.00 |
| NHCW-12 | 707.70 | 5/3/2021 | ARP | ARP | ARP | ARP |
| NHCW-12 | 707.70 | 5/10/2021 | ARP | ARP | ARP | ARP |
| NHCW-12 | 707.70 | 5/26/2021 | 21.48 | 23.32 | 1.84 | 685.72 |
| NHCW-12 | 707.09 | 6/9/2021 | 22.10 | 24.05 | 1.95 | 684.47 |
| NHCW-12 | 707.09 | 7/1/2021 | 22.97 | 24.63 | 1.66 | 683.68 |
| NHCW-12 | 706.69 | 7/14/2021 | 23.35 | 25.22 | 1.87 | 682.84 |
| NHCW-12 | 706.69 | 7/28/2021 | 23.77 | 25.64 | 1.87 | 682.42 |
| NHCW-12 | 706.42 | 8/26/2021 | 25.44 | 25.51 | 0.07 | 680.96 |
| NHCW-12 | 706.42 | 9/16/2021 | 26.64 | 27.33 | 0.69 | 679.60 |
| NHCW-12 | 706.42 | 9/23/2021 | 27.03 | 27.59 | 0.56 | 679.24 |
| NHCW-12 | 706.42 | 10/12/2021 | ARP | ARP | ARP | ARP |
| NHCW-12 | 706.42 | 10/27/2021 | 28.58 | 29.09 | 0.51 | 677.71 |
| NHCW-12 | 707.09 | 11/30/2021 | 30.04 | 30.41 | 0.37 | 676.95 |
| NHCW-12 | 707.09 | 12/6/2021 | ARP | ARP | ARP | ARP |

**Table 4**
**Summary of Recovery Well Gauging Data**

Colonial Pipeline Company
2020-L1-SR2448
Huntersville, North Carolina

| Well ID | Top Of Casing Elevation[1] | Date | Depth to Free Product (ft btoc) | Depth to Groundwater (ft btoc) | Free Product Thickness (ft) | Groundwater Elevation[2] (ft btoc) |
|---|---|---|---|---|---|---|
| NHCW-12 | 707.09 | 12/13/2021 | ARP | ARP | ARP | ARP |
| NHCW-12 | 707.09 | 12/20/2021 | ARP | ARP | ARP | ARP |
| NHCW-12 | 707.09 | 12/28/2021 | 30.34 | 30.80 | 0.46 | 676.63 |
| NHCW-12 | 707.09 | 1/4/2022 | ARP | ARP | ARP | ARP |
| NHCW-12 | 707.09 | 1/10/2021 | ARP | ARP | ARP | ARP |
| NHCW-13 | 704.81 | 2/22/2021 | ND | 17.98 | 0.00 | 686.83 |
| NHCW-13 | 704.81 | 3/4/2021 | 17.85 | 18.89 | 1.04 | 686.68 |
| NHCW-13 | 704.81 | 3/8/2021 | NM | NM | NM | NM |
| NHCW-13 | 704.81 | 3/11/2021 | 18.06 | 19.75 | 1.69 | 686.30 |
| NHCW-13 | 704.81 | 3/15/2021 | 18.12 | 20.18 | 2.06 | 686.14 |
| NHCW-13 | 704.81 | 3/22/2021 | 16.94 | 20.87 | 3.93 | 686.82 |
| NHCW-13 | 704.81 | 4/1/2021 | 15.71 | 20.22 | 4.51 | 687.90 |
| NHCW-13 | 704.81 | 4/12/2021 | ARP | ARP | ARP | ARP |
| NHCW-13 | 704.81 | 4/12/2021 | ARP | ARP | ARP | ARP |
| NHCW-13 | 704.81 | 4/29/2021 | 18.65 | 19.54 | 0.89 | 685.92 |
| NHCW-13 | 704.81 | 5/3/2021 | ARP | ARP | ARP | ARP |
| NHCW-13 | 704.81 | 5/10/2021 | ARP | ARP | ARP | ARP |
| NHCW-13 | 704.81 | 5/26/2021 | 19.71 | 21.47 | 1.76 | 684.63 |
| NHCW-13 | 704.81 | 6/9/2021 | 20.24 | 22.39 | 2.15 | 684.00 |
| NHCW-13 | 704.81 | 7/1/2021 | 21.25 | 22.67 | 1.42 | 683.18 |
| NHCW-13 | 704.81 | 7/14/2021 | 21.67 | 23.18 | 1.51 | 682.74 |
| NHCW-13 | 704.81 | 7/28/2021 | 22.10 | 23.41 | 1.31 | 682.36 |
| NHCW-13 | 704.81 | 8/26/2021 | 23.66 | 24.67 | 1.01 | 680.88 |
| NHCW-13 | 704.81 | 9/16/2021 | 24.83 | 25.64 | 0.81 | 679.77 |
| NHCW-13 | 704.81 | 9/23/2021 | 25.15 | 25.95 | 0.80 | 679.45 |
| NHCW-13 | 704.81 | 10/12/2021 | ARP | ARP | ARP | ARP |
| NHCW-13 | 704.81 | 10/27/2021 | 26.69 | 27.56 | 0.87 | 677.89 |
| NHCW-13 | 704.81 | 11/30/2021 | 28.33 | 28.63 | 0.30 | 676.40 |
| NHCW-13 | 704.81 | 12/6/2021 | ARP | ARP | ARP | ARP |
| NHCW-13 | 704.81 | 12/13/2021 | ARP | ARP | ARP | ARP |
| NHCW-13 | 704.81 | 12/20/2021 | ARP | ARP | ARP | ARP |
| NHCW-13 | 704.81 | 12/28/2021 | 28.72 | 28.84 | 0.12 | 676.06 |
| NHCW-13 | 704.81 | 1/4/2022 | ARP | ARP | ARP | ARP |
| NHCW-13 | 704.81 | 1/10/2021 | ARP | ARP | ARP | ARP |
| NHCW-14 | 703.34 | 2/22/2021 | ND | 15.45 | 0.00 | 687.89 |
| NHCW-14 | 703.34 | 3/4/2021 | ND | 16.78 | 0.00 | 686.56 |
| NHCW-14 | 703.34 | 3/8/2021 | ND | 17.32 | 0.00 | 686.02 |
| NHCW-14 | 703.34 | 3/15/2021 | ND | 17.44 | 0.00 | 685.90 |
| NHCW-14 | 703.34 | 3/22/2021 | ND | 16.38 | 0.00 | 686.96 |
| NHCW-14 | 703.34 | 4/1/2021 | ND | 15.49 | 0.00 | 687.85 |
| NHCW-14 | 703.34 | 4/12/2021 | 16.46 | 16.47 | 0.01 | 686.88 |
| NHCW-14 | 703.34 | 4/19/2021 | 16.94 | 16.98 | 0.04 | 686.39 |
| NHCW-14 | 703.34 | 4/29/2021 | 17.58 | 17.61 | 0.03 | 685.76 |
| NHCW-14 | 703.34 | 5/3/2021 | 17.85 | 17.88 | 0.03 | 685.49 |

**Table 4**
**Summary of Recovery Well Gauging Data**

Colonial Pipeline Company
2020-L1-SR2448
Huntersville, North Carolina

| Well ID | Top Of Casing Elevation[1] | Date | Depth to Free Product (ft btoc) | Depth to Groundwater (ft btoc) | Free Product Thickness (ft) | Groundwater Elevation[2] (ft btoc) |
|---|---|---|---|---|---|---|
| NHCW-14 | 703.34 | 5/10/2021 | 18.35 | 18.41 | 0.06 | 684.98 |
| NHCW-14 | 703.34 | 5/18/2021 | 18.80 | 18.85 | 0.05 | 684.53 |
| NHCW-14 | 703.34 | 5/26/2021 | 18.84 | 18.93 | 0.09 | 684.48 |
| NHCW-14 | 703.34 | 5/31/2021 | 19.34 | 19.44 | 0.10 | 683.98 |
| NHCW-14 | 703.34 | 6/7/2021 | 19.59 | 19.61 | 0.02 | 683.75 |
| NHCW-14 | 703.34 | 6/14/2021 | 19.73 | 19.91 | 0.18 | 683.57 |
| NHCW-14 | 703.34 | 6/21/2021 | 20.04 | 20.22 | 0.18 | 683.26 |
| NHCW-14 | 703.34 | 7/1/2021 | 20.24 | 20.44 | 0.20 | 683.05 |
| NHCW-14 | 703.34 | 7/6/2021 | 20.51 | 20.80 | 0.29 | 682.76 |
| NHCW-14 | 703.34 | 7/14/2021 | 20.38 | 20.49 | 0.11 | 682.93 |
| NHCW-14 | 703.34 | 7/28/2021 | 20.72 | 20.84 | 0.12 | 682.59 |
| NHCW-14 | 703.34 | 8/26/2021 | 22.18 | 22.40 | 0.22 | 681.10 |
| NHCW-14 | 703.34 | 9/16/2021 | 23.29 | 23.48 | 0.19 | 680.00 |
| NHCW-14 | 703.34 | 9/23/2021 | 23.68 | 23.82 | 0.14 | 679.63 |
| NHCW-14 | 703.34 | 10/12/2021 | ARP | ARP | ARP | ARP |
| NHCW-14 | 703.34 | 10/27/2021 | 25.24 | 25.41 | 0.17 | 678.06 |
| NHCW-14 | 702.99 | 11/30/2021 | 26.85 | 26.89 | 0.04 | 676.13 |
| NHCW-14 | 702.99 | 12/6/2021 | ARP | ARP | ARP | ARP |
| NHCW-14 | 702.99 | 12/13/2021 | ARP | ARP | ARP | ARP |
| NHCW-14 | 702.99 | 12/20/2021 | ARP | ARP | ARP | ARP |
| NHCW-14 | 702.99 | 12/28/2021 | 27.16 | 27.17 | 0.01 | 675.83 |
| NHCW-14 | 702.99 | 1/4/2022 | ARP | ARP | ARP | ARP |
| NHCW-14 | 702.99 | 1/10/2021 | ARP | ARP | ARP | ARP |
| NHCW-15 | 702.64 | 2/22/2021 | ND | 16.26 | 0.00 | 686.38 |
| NHCW-15 | 702.64 | 3/4/2021 | ND | 17.06 | 0.00 | 685.58 |
| NHCW-15 | 702.64 | 3/8/2021 | ND | 17.54 | 0.00 | 685.10 |
| NHCW-15 | 702.64 | 3/11/2021 | ND | 17.57 | 0.00 | 685.07 |
| NHCW-15 | 702.64 | 3/15/2021 | ND | 17.74 | 0.00 | 684.90 |
| NHCW-15 | 702.64 | 3/22/2021 | ND | 16.89 | 0.00 | 685.75 |
| NHCW-15 | 702.64 | 4/1/2021 | ND | 16.11 | 0.00 | 686.53 |
| NHCW-15 | 702.64 | 4/12/2021 | ND | 16.87 | 0.00 | 685.77 |
| NHCW-15 | 702.64 | 4/19/2021 | ND | 17.34 | 0.00 | 685.30 |
| NHCW-15 | 702.64 | 4/29/2021 | ND | 17.94 | 0.00 | 684.70 |
| NHCW-15 | 702.64 | 5/3/2021 | ND | 18.10 | 0.00 | 684.54 |
| NHCW-15 | 702.64 | 5/10/2021 | ND | 18.54 | 0.00 | 684.10 |
| NHCW-15 | 702.64 | 5/18/2021 | ND | 19.01 | 0.00 | 683.63 |
| NHCW-15 | 702.64 | 5/26/2021 | ND | 19.15 | 0.00 | 683.49 |
| NHCW-15 | 702.64 | 5/31/2021 | ND | 19.60 | 0.00 | 683.04 |
| NHCW-15 | 702.64 | 6/7/2021 | ND | 19.89 | 0.00 | 682.75 |
| NHCW-15 | 702.64 | 6/14/2021 | ND | 20.03 | 0.00 | 682.61 |
| NHCW-15 | 702.64 | 6/21/2021 | ND | 20.36 | 0.00 | 682.28 |
| NHCW-15 | 702.64 | 7/1/2021 | ND | 20.55 | 0.00 | 682.09 |
| NHCW-15 | 702.64 | 7/6/2021 | ND | 20.81 | 0.00 | 681.83 |
| NHCW-15 | 702.64 | 7/14/2021 | ND | 20.98 | 0.00 | 681.66 |

**Table 4**
**Summary of Recovery Well Gauging Data**

Colonial Pipeline Company
2020-L1-SR2448
Huntersville, North Carolina

| Well ID | Top Of Casing Elevation[1] | Date | Depth to Free Product (ft btoc) | Depth to Groundwater (ft btoc) | Free Product Thickness (ft) | Groundwater Elevation[2] (ft btoc) |
|---|---|---|---|---|---|---|
| NHCW-15 | 702.64 | 7/28/2021 | ND | 21.32 | 0.00 | 681.32 |
| NHCW-15 | 702.64 | 8/2/2021 | ND | 21.85 | 0.00 | 680.79 |
| NHCW-15 | 702.64 | 8/16/2021 | ND | 22.39 | 0.00 | 680.25 |
| NHCW-15 | 702.64 | 8/26/2021 | ND | 22.78 | 0.00 | 679.86 |
| NHCW-15 | 702.64 | 8/30/2021 | ND | 23.24 | 0.00 | 679.40 |
| NHCW-15 | 702.64 | 9/14/2021 | ND | 24.11 | 0.00 | 678.53 |
| NHCW-15 | 702.64 | 9/16/2021 | ND | 23.94 | 0.00 | 678.70 |
| NHCW-15 | 702.64 | 9/23/2021 | ND | 24.88 | 0.00 | 677.76 |
| NHCW-15 | 702.64 | 10/6/2021 | ND | 25.28 | 0.00 | 677.36 |
| NHCW-15 | 702.64 | 10/12/2021 | ND | 25.51 | 0.00 | 677.13 |
| NHCW-15 | 702.64 | 10/18/2021 | ND | 25.79 | 0.00 | 676.85 |
| NHCW-15 | 702.64 | 10/27/2021 | ND | 25.93 | 0.00 | 676.71 |
| NHCW-15 | 702.64 | 11/1/2021 | ND | 26.12 | 0.00 | 676.52 |
| NHCW-15 | 702.64 | 11/15/2021 | ND | 27.52 | 0.00 | 675.12 |
| NHCW-15 | 702.64 | 11/22/2021 | ND | 27.84 | 0.00 | 674.80 |
| NHCW-15 | 702.64 | 11/30/2021 | ND | 27.53 | 0.00 | 675.11 |
| NHCW-15 | 702.64 | 12/6/2021 | ND | 27.96 | 0.00 | 674.68 |
| NHCW-15 | 702.64 | 12/13/2021 | ND | 28.19 | 0.00 | 674.45 |
| NHCW-15 | 702.64 | 12/20/2021 | ND | 28.31 | 0.00 | 674.33 |
| NHCW-15 | 702.64 | 12/28/2021 | ND | 27.80 | 0.00 | 674.84 |
| NHCW-15 | 702.64 | 1/4/2022 | ND | 28.35 | 0.00 | 674.29 |
| NHCW-15 | 702.64 | 1/10/2021 | ND | 28.38 | 0.00 | 674.26 |
| NHCW-16 | 704.99 | 2/22/2021 | ND | 20.32 | 0.00 | 684.67 |
| NHCW-16 | 704.99 | 3/4/2021 | ND | 21.05 | 0.00 | 683.94 |
| NHCW-16 | 704.99 | 3/8/2021 | ND | 21.35 | 0.00 | 683.64 |
| NHCW-16 | 704.99 | 3/15/2021 | ND | 21.32 | 0.00 | 683.67 |
| NHCW-16 | 704.99 | 3/22/2021 | ND | 21.43 | 0.00 | 683.56 |
| NHCW-16 | 704.99 | 4/1/2021 | ND | 20.90 | 0.00 | 684.09 |
| NHCW-16 | 704.99 | 4/12/2021 | ND | 21.15 | 0.00 | 683.84 |
| NHCW-16 | 704.99 | 4/19/2021 | ND | 21.53 | 0.00 | 683.46 |
| NHCW-16 | 704.99 | 4/29/2021 | ND | 21.83 | 0.00 | 683.16 |
| NHCW-16 | 704.99 | 5/3/2021 | ND | 21.82 | 0.00 | 683.17 |
| NHCW-16 | 704.99 | 5/10/2021 | ND | 22.17 | 0.00 | 682.82 |
| NHCW-16 | 704.99 | 5/18/2021 | ND | 22.48 | 0.00 | 682.51 |
| NHCW-16 | 704.99 | 5/26/2021 | ND | 22.56 | 0.00 | 682.43 |
| NHCW-16 | 704.99 | 5/31/2021 | ND | 22.92 | 0.00 | 682.07 |
| NHCW-16 | 704.99 | 6/7/2021 | ND | 23.23 | 0.00 | 681.76 |
| NHCW-16 | 704.99 | 6/14/2021 | ND | 23.31 | 0.00 | 681.68 |
| NHCW-16 | 704.99 | 6/21/2021 | ND | 23.57 | 0.00 | 681.42 |
| NHCW-16 | 704.99 | 7/1/2021 | ND | 23.68 | 0.00 | 681.31 |
| NHCW-16 | 704.99 | 7/6/2021 | ND | 23.89 | 0.00 | 681.10 |
| NHCW-16 | 704.99 | 7/14/2021 | 23.95 | 23.98 | 0.03 | 681.03 |
| NHCW-16 | 704.99 | 7/28/2021 | 24.44 | 24.46 | 0.02 | 680.54 |
| NHCW-16 | 704.99 | 8/2/2021 | 24.95 | 24.96 | 0.01 | 680.04 |

**Table 4**
**Summary of Recovery Well Gauging Data**

Colonial Pipeline Company
2020-L1-SR2448
Huntersville, North Carolina

| Well ID | Top Of Casing Elevation[1] | Date | Depth to Free Product (ft btoc) | Depth to Groundwater (ft btoc) | Free Product Thickness (ft) | Groundwater Elevation[2] (ft btoc) |
|---|---|---|---|---|---|---|
| NHCW-16 | 704.99 | 8/26/2021 | ND | 24.83 | 0.00 | 680.16 |
| NHCW-16 | 704.99 | 9/16/2021 | 27.01 | 27.03 | 0.02 | 677.97 |
| NHCW-16 | 704.99 | 9/23/2021 | 27.38 | 27.53 | 0.15 | 677.57 |
| NHCW-16 | 704.99 | 10/12/2021 | ARP | ARP | ARP | ARP |
| NHCW-16 | 704.99 | 10/27/2021 | 29.27 | 29.50 | 0.23 | 675.66 |
| NHCW-16 | 704.99 | 11/30/2021 | 31.24 | 31.27 | 0.03 | 673.74 |
| NHCW-16 | 704.99 | 12/6/2021 | ARP | ARP | ARP | ARP |
| NHCW-16 | 704.99 | 12/13/2021 | ARP | ARP | ARP | ARP |
| NHCW-16 | 704.99 | 12/20/2021 | ARP | ARP | ARP | ARP |
| NHCW-16 | 704.99 | 12/28/2021 | 31.93 | 32.01 | 0.08 | 673.04 |
| NHCW-16 | 704.99 | 1/4/2022 | ARP | ARP | ARP | ARP |
| NHCW-16 | 704.99 | 1/10/2021 | ARP | ARP | ARP | ARP |
| NHCW-17 | 705.83 | 2/22/2021 | ND | 22.42 | 0.00 | 683.41 |
| NHCW-17 | 705.83 | 3/4/2021 | ND | 22.12 | 0.00 | 683.71 |
| NHCW-17 | 705.83 | 3/8/2021 | ND | NM | NM | NM |
| NHCW-17 | 705.83 | 3/15/2021 | ND | 22.27 | 0.00 | 683.56 |
| NHCW-17 | 705.83 | 3/22/2021 | ND | 22.36 | 0.00 | 683.47 |
| NHCW-17 | 705.83 | 4/1/2021 | ND | 21.94 | 0.00 | 683.89 |
| NHCW-17 | 705.83 | 4/12/2021 | ND | 22.04 | 0.00 | 683.79 |
| NHCW-17 | 705.83 | 4/19/2021 | ND | 23.44 | 0.00 | 682.39 |
| NHCW-17 | 705.83 | 4/29/2021 | ND | 22.84 | 0.00 | 682.99 |
| NHCW-17 | 705.83 | 5/3/2021 | ND | 22.82 | 0.00 | 683.01 |
| NHCW-17 | 705.83 | 5/10/2021 | ND | 23.19 | 0.00 | 682.64 |
| NHCW-17 | 705.83 | 5/18/2021 | ND | 23.20 | 0.00 | 682.63 |
| NHCW-17 | 705.83 | 5/26/2021 | ND | 23.39 | 0.00 | 682.44 |
| NHCW-17 | 705.83 | 5/31/2021 | ND | 23.71 | 0.00 | 682.12 |
| NHCW-17 | 705.83 | 6/7/2021 | ND | 24.01 | 0.00 | 681.82 |
| NHCW-17 | 705.83 | 6/14/2021 | ND | 24.10 | 0.00 | 681.73 |
| NHCW-17 | 705.83 | 6/21/2021 | ND | 24.38 | 0.00 | 681.45 |
| NHCW-17 | 705.83 | 7/1/2021 | ND | 24.55 | 0.00 | 681.28 |
| NHCW-17 | 705.83 | 7/6/2021 | ND | 24.72 | 0.00 | 681.11 |
| NHCW-17 | 705.83 | 7/14/2021 | ND | 24.81 | 0.00 | 681.02 |
| NHCW-17 | 705.83 | 7/28/2021 | ND | 25.32 | 0.00 | 680.51 |
| NHCW-17 | 705.83 | 8/2/2021 | ND | 25.66 | 0.00 | 680.17 |
| NHCW-17 | 705.83 | 8/16/2021 | ND | 26.30 | 0.00 | 679.53 |
| NHCW-17 | 705.83 | 8/26/2021 | ND | 26.85 | 0.00 | 678.98 |
| NHCW-17 | 705.83 | 8/30/2021 | ND | 27.23 | 0.00 | 678.60 |
| NHCW-17 | 705.83 | 9/14/2021 | ND | 28.15 | 0.00 | 677.68 |
| NHCW-17 | 705.83 | 9/23/2021 | ND | 28.48 | 0.00 | 677.35 |
| NHCW-17 | 705.83 | 10/6/2021 | ND | 29.48 | 0.00 | 676.35 |
| NHCW-17 | 705.83 | 10/12/2021 | ND | 29.79 | 0.00 | 676.04 |
| NHCW-17 | 705.83 | 10/18/2021 | ND | 30.04 | 0.00 | 675.79 |
| NHCW-17 | 705.83 | 10/27/2021 | ND | 30.33 | 0.00 | 675.50 |
| NHCW-17 | 705.83 | 11/1/2021 | ND | 30.48 | 0.00 | 675.35 |

**Table 4**
**Summary of Recovery Well Gauging Data**

Colonial Pipeline Company
2020-L1-SR2448
Huntersville, North Carolina

| Well ID | Top Of Casing Elevation[1] | Date | Depth to Free Product (ft btoc) | Depth to Groundwater (ft btoc) | Free Product Thickness (ft) | Groundwater Elevation[2] (ft btoc) |
|---|---|---|---|---|---|---|
| NHCW-17 | 705.83 | 11/15/2021 | ND | 31.63 | 0.00 | 674.20 |
| NHCW-17 | 705.83 | 11/22/2021 | ND | 32.16 | 0.00 | 673.67 |
| NHCW-17 | 705.83 | 11/30/2021 | ND | 32.35 | 0.00 | 673.48 |
| NHCW-17 | 705.83 | 12/6/2021 | ND | 32.87 | 0.00 | 672.96 |
| NHCW-17 | 705.83 | 12/13/2021 | ND | 33.28 | 0.00 | 672.55 |
| NHCW-17 | 705.83 | 12/20/2021 | ND | 33.49 | 0.00 | 672.34 |
| NHCW-17 | 705.83 | 12/28/2021 | ND | 33.02 | 0.00 | 672.81 |
| NHCW-17 | 705.83 | 1/4/2022 | ND | 33.61 | 0.00 | 672.22 |
| NHCW-17 | 705.83 | 1/10/2021 | ND | 33.72 | 0.00 | 672.11 |
| NHCW-18 | 709.11 | 2/22/2021 | ND | 25.78 | 0.00 | 683.33 |
| NHCW-18 | 709.11 | 3/4/2021 | ND | 25.54 | 0.00 | 683.57 |
| NHCW-18 | 709.11 | 3/8/2021 | ND | 26.37 | 0.00 | 682.74 |
| NHCW-18 | 709.11 | 3/15/2021 | ND | 25.66 | 0.00 | 683.45 |
| NHCW-18 | 709.11 | 3/22/2021 | ND | 25.71 | 0.00 | 683.40 |
| NHCW-18 | 709.11 | 4/1/2021 | ND | 25.29 | 0.00 | 683.82 |
| NHCW-18 | 709.11 | 4/12/2021 | ND | 25.42 | 0.00 | 683.69 |
| NHCW-18 | 709.11 | 4/19/2021 | ND | 26.85 | 0.00 | 682.26 |
| NHCW-18 | 709.11 | 4/29/2021 | ND | 26.21 | 0.00 | 682.90 |
| NHCW-18 | 709.11 | 5/3/2021 | ND | 26.22 | 0.00 | 682.89 |
| NHCW-18 | 709.11 | 5/10/2021 | ND | 26.56 | 0.00 | 682.55 |
| NHCW-18 | 709.11 | 5/18/2021 | ND | 26.77 | 0.00 | 682.34 |
| NHCW-18 | 709.11 | 5/26/2021 | ND | 23.89 | 0.00 | 685.22 |
| NHCW-18 | 709.11 | 5/31/2021 | ND | 27.25 | 0.00 | 681.86 |
| NHCW-18 | 709.11 | 6/7/2021 | ND | 27.58 | 0.00 | 681.53 |
| NHCW-18 | 709.11 | 6/14/2021 | ND | 27.68 | 0.00 | 681.43 |
| NHCW-18 | 709.11 | 6/21/2021 | ND | 27.95 | 0.00 | 681.16 |
| NHCW-18 | 709.11 | 7/1/2021 | ND | 28.10 | 0.00 | 681.01 |
| NHCW-18 | 709.11 | 7/6/2021 | ND | 28.27 | 0.00 | 680.84 |
| NHCW-18 | 709.11 | 7/14/2021 | ND | 28.42 | 0.00 | 680.69 |
| NHCW-18 | 709.11 | 7/28/2021 | ND | 28.84 | 0.00 | 680.27 |
| NHCW-18 | 709.11 | 8/2/2021 | ND | 29.21 | 0.00 | 679.90 |
| NHCW-18 | 709.11 | 8/16/2021 | ND | 29.83 | 0.00 | 679.28 |
| NHCW-18 | 709.11 | 8/26/2021 | ND | 30.38 | 0.00 | 678.73 |
| NHCW-18 | 709.11 | 8/30/2021 | ND | 29.72 | 0.00 | 679.39 |
| NHCW-18 | 709.11 | 9/14/2021 | ND | 31.61 | 0.00 | 677.50 |
| NHCW-18 | 709.11 | 9/23/2021 | ND | 31.97 | 0.00 | 677.14 |
| NHCW-18 | 709.11 | 10/6/2021 | ND | 32.97 | 0.00 | 676.14 |
| NHCW-18 | 709.11 | 10/12/2021 | ND | 33.27 | 0.00 | 675.84 |
| NHCW-18 | 709.11 | 10/18/2021 | ND | 33.53 | 0.00 | 675.58 |
| NHCW-18 | 709.11 | 10/27/2021 | ND | 33.82 | 0.00 | 675.29 |
| NHCW-18 | 709.11 | 11/1/2021 | ND | 33.97 | 0.00 | 675.14 |
| NHCW-18 | 709.11 | 11/15/2021 | ND | 35.08 | 0.00 | 674.03 |
| NHCW-18 | 709.11 | 11/22/2021 | ND | 35.66 | 0.00 | 673.45 |
| NHCW-18 | 709.11 | 11/30/2021 | ND | 35.85 | 0.00 | 673.26 |

**Table 4**
**Summary of Recovery Well Gauging Data**

Colonial Pipeline Company
2020-L1-SR2448
Huntersville, North Carolina

| Well ID | Top Of Casing Elevation[1] | Date | Depth to Free Product (ft btoc) | Depth to Groundwater (ft btoc) | Free Product Thickness (ft) | Groundwater Elevation[2] (ft btoc) |
|---|---|---|---|---|---|---|
| NHCW-18 | 709.11 | 12/6/2021 | ND | 36.27 | 0.00 | 672.84 |
| NHCW-18 | 709.11 | 12/13/2021 | ND | 36.69 | 0.00 | 672.42 |
| NHCW-18 | 709.11 | 12/20/2021 | ND | 36.93 | 0.00 | 672.18 |
| NHCW-18 | 709.11 | 12/28/2021 | ND | 36.53 | 0.00 | 672.58 |
| NHCW-18 | 709.11 | 1/4/2022 | ND | 37.08 | 0.00 | 672.03 |
| NHCW-18 | 709.11 | 1/10/2021 | ND | 37.15 | 0.00 | 671.96 |
| NHCW-19 | 706.80 | 2/16/2021 | ND | 24.04 | 0.00 | 682.76 |
| NHCW-19 | 706.80 | 2/22/2021 | ND | 23.48 | 0.00 | 683.32 |
| NHCW-19 | 706.80 | 3/4/2021 | ND | 23.35 | 0 | 683.45 |
| NHCW-19 | 706.80 | 3/8/2021 | ND | 23.65 | 0 | 683.15 |
| NHCW-19 | 706.80 | 3/15/2021 | ND | 23.72 | 0 | 683.08 |
| NHCW-19 | 706.80 | 3/22/2021 | ND | 23.59 | 0 | 683.21 |
| NHCW-19 | 706.80 | 4/1/2021 | ND | 23.01 | 0 | 683.79 |
| NHCW-19 | 706.80 | 4/12/2021 | ND | 23.48 | 0 | 683.32 |
| NHCW-19 | 706.80 | 4/19/2021 | ND | 23.91 | 0 | 682.89 |
| NHCW-19 | 706.80 | 4/29/2021 | ND | 24.18 | 0 | 682.62 |
| NHCW-19 | 706.80 | 5/3/2021 | ND | 24.23 | 0 | 682.57 |
| NHCW-19 | 706.80 | 5/10/2021 | ND | 24.5 | 0 | 682.3 |
| NHCW-19 | 706.80 | 5/18/2021 | ND | 24.68 | 0 | 682.12 |
| NHCW-19 | 706.80 | 5/26/2021 | ND | 24.88 | 0 | 681.92 |
| NHCW-19 | 706.80 | 5/31/2021 | ND | 25.1 | 0 | 681.7 |
| NHCW-19 | 706.80 | 6/7/2021 | ND | 25.44 | 0 | 681.36 |
| NHCW-19 | 706.80 | 6/14/2021 | ND | 25.49 | 0 | 681.31 |
| NHCW-19 | 706.80 | 6/21/2021 | ND | 25.74 | 0 | 681.06 |
| NHCW-19 | 706.80 | 7/1/2021 | ND | 26.85 | 0 | 679.95 |
| NHCW-19 | 706.80 | 7/6/2021 | ND | 26.07 | 0 | 680.73 |
| NHCW-19 | 706.80 | 7/14/2021 | ND | 26.16 | 0 | 680.64 |
| NHCW-19 | 706.80 | 7/28/2021 | ND | 26.57 | 0 | 680.23 |
| NHCW-19 | 706.80 | 8/2/2021 | ND | 26.98 | 0 | 679.82 |
| NHCW-19 | 706.80 | 8/16/2021 | ND | 27.58 | 0 | 679.22 |
| NHCW-19 | 706.80 | 8/26/2021 | ND | 28.06 | 0 | 678.74 |
| NHCW-19 | 706.80 | 8/30/2021 | ND | 28.44 | 0 | 678.36 |
| NHCW-19 | 706.80 | 9/14/2021 | ND | 29.3 | 0 | 677.5 |
| NHCW-19 | 706.80 | 9/23/2021 | ND | 29.6 | 0 | 677.2 |
| NHCW-19 | 706.80 | 10/6/2021 | ND | 30.65 | 0 | 676.15 |
| NHCW-19 | 706.80 | 10/12/2021 | ND | 30.93 | 0 | 675.87 |
| NHCW-19 | 706.80 | 10/18/2021 | ND | 31.22 | 0 | 675.58 |
| NHCW-19 | 706.80 | 10/27/2021 | ND | 31.36 | 0 | 675.44 |
| NHCW-19 | 706.80 | 11/1/2021 | ND | 31.53 | 0 | 675.27 |
| NHCW-19 | 706.80 | 11/15/2021 | ND | 32.82 | 0 | 673.98 |
| NHCW-19 | 706.80 | 11/22/2021 | ND | 33.36 | 0.00 | 673.44 |
| NHCW-19 | 706.80 | 11/30/2021 | ND | 33.43 | 0.00 | 673.37 |
| NHCW-19 | 706.80 | 12/6/2021 | ND | 33.94 | 0.00 | 672.86 |
| NHCW-19 | 706.80 | 12/13/2021 | ND | 34.29 | 0.00 | 672.51 |

**Table 4**
**Summary of Recovery Well Gauging Data**

Colonial Pipeline Company
2020-L1-SR2448
Huntersville, North Carolina

| Well ID | Top Of Casing Elevation[1] | Date | Depth to Free Product (ft btoc) | Depth to Groundwater (ft btoc) | Free Product Thickness (ft) | Groundwater Elevation[2] (ft btoc) |
|---|---|---|---|---|---|---|
| NHCW-19 | 706.80 | 12/20/2021 | ND | 34.51 | 0.00 | 672.29 |
| NHCW-19 | 706.80 | 12/28/2021 | ND | 34.05 | 0.00 | 672.75 |
| NHCW-19 | 706.80 | 1/4/2022 | ND | 34.68 | 0.00 | 672.12 |
| NHCW-19 | 706.80 | 1/10/2021 | ND | 34.79 | 0.00 | 672.01 |
| NHCW-20 | 709.03 | 2/16/2021 | ND | 26.37 | 0.00 | 682.66 |
| NHCW-20 | 709.03 | 2/22/2021 | ND | 25.86 | 0.00 | 683.17 |
| NHCW-20 | 709.03 | 3/4/2021 | ND | 25.76 | 0.00 | 683.27 |
| NHCW-20 | 709.03 | 3/8/2021 | ND | 25.92 | 0.00 | 683.11 |
| NHCW-20 | 709.03 | 3/15/2021 | ND | 25.99 | 0.00 | 683.04 |
| NHCW-20 | 709.03 | 3/22/2021 | ND | 25.94 | 0.00 | 683.09 |
| NHCW-20 | 709.03 | 4/1/2021 | ND | 25.46 | 0.00 | 683.57 |
| NHCW-20 | 709.03 | 4/12/2021 | ND | 35.80 | 0.00 | 673.23 |
| NHCW-20 | 709.03 | 4/19/2021 | ND | 26.17 | 0.00 | 682.86 |
| NHCW-20 | 709.03 | 4/29/2021 | ND | 26.44 | 0.00 | 682.59 |
| NHCW-20 | 709.03 | 5/3/2021 | ND | 26.50 | 0.00 | 682.53 |
| NHCW-20 | 709.03 | 5/10/2021 | ND | 26.72 | 0.00 | 682.31 |
| NHCW-20 | 709.03 | 5/18/2021 | ND | 26.83 | 0.00 | 682.20 |
| NHCW-20 | 709.03 | 5/26/2021 | ND | 26.99 | 0.00 | 682.04 |
| NHCW-20 | 709.03 | 5/31/2021 | ND | 27.22 | 0.00 | 681.81 |
| NHCW-20 | 709.03 | 6/7/2021 | ND | 27.51 | 0.00 | 681.52 |
| NHCW-20 | 709.03 | 6/14/2021 | ND | 27.60 | 0.00 | 681.43 |
| NHCW-20 | 709.03 | 6/21/2021 | ND | 27.83 | 0.00 | 681.20 |
| NHCW-20 | 709.03 | 7/1/2021 | ND | 27.98 | 0.00 | 681.05 |
| NHCW-20 | 709.03 | 7/6/2021 | ND | 28.14 | 0.00 | 680.89 |
| NHCW-20 | 709.03 | 7/14/2021 | ND | 28.25 | 0.00 | 680.78 |
| NHCW-20 | 709.03 | 7/28/2021 | ND | 28.65 | 0.00 | 680.38 |
| NHCW-20 | 709.03 | 8/2/2021 | ND | 29.09 | 0.00 | 679.94 |
| NHCW-20 | 709.03 | 8/16/2021 | ND | 29.62 | 0.00 | 679.41 |
| NHCW-20 | 709.03 | 8/26/2021 | ND | 30.15 | 0.00 | 678.88 |
| NHCW-20 | 709.03 | 8/30/2021 | ND | 36.52 | 0.00 | 672.51 |
| NHCW-20 | 709.03 | 9/14/2021 | ND | 31.33 | 0.00 | 677.70 |
| NHCW-20 | 709.03 | 9/23/2021 | ND | 31.68 | 0.00 | 677.35 |
| NHCW-20 | 709.03 | 10/6/2021 | ND | 32.72 | 0.00 | 676.31 |
| NHCW-20 | 709.03 | 10/12/2021 | ND | 33.00 | 0.00 | 676.03 |
| NHCW-20 | 709.03 | 10/18/2021 | ND | 33.29 | 0.00 | 675.74 |
| NHCW-20 | 709.03 | 10/27/2021 | ND | 33.43 | 0.00 | 675.60 |
| NHCW-20 | 709.03 | 11/1/2021 | ND | 33.59 | 0.00 | 675.44 |
| NHCW-20 | 709.03 | 11/15/2021 | ND | 34.87 | 0.00 | 674.16 |
| NHCW-20 | 709.03 | 11/22/2021 | ND | 35.42 | 0.00 | 673.61 |
| NHCW-20 | 709.03 | 11/30/2021 | ND | 35.55 | 0.00 | 673.48 |
| NHCW-20 | 709.03 | 12/6/2021 | ND | 36.02 | 0.00 | 673.01 |
| NHCW-20 | 709.03 | 12/13/2021 | ND | 36.39 | 0.00 | 672.64 |
| NHCW-20 | 709.03 | 12/20/2021 | ND | 36.62 | 0.00 | 672.41 |
| NHCW-20 | 709.03 | 12/28/2021 | ND | 36.21 | 0.00 | 672.82 |

**Table 4**
**Summary of Recovery Well Gauging Data**

Colonial Pipeline Company
2020-L1-SR2448
Huntersville, North Carolina

| Well ID | Top Of Casing Elevation[1] | Date | Depth to Free Product (ft btoc) | Depth to Groundwater (ft btoc) | Free Product Thickness (ft) | Groundwater Elevation[2] (ft btoc) |
|---|---|---|---|---|---|---|
| NHCW-20 | 709.03 | 1/4/2022 | ND | 36.81 | 0.00 | 672.22 |
| NHCW-20 | 709.03 | 1/10/2021 | ND | 36.93 | 0.00 | 672.10 |
| NHCW-21 | 709.90 | 2/16/2021 | ND | 31.29 | 0.00 | 678.61 |
| NHCW-21 | 709.90 | 2/22/2021 | ND | 27.03 | 0.00 | 682.87 |
| NHCW-21 | 709.90 | 3/4/2021 | NM | NM | NM | NM |
| NHCW-21 | 709.90 | 3/8/2021 | ND | 26.97 | 0.00 | 682.93 |
| NHCW-21 | 709.90 | 3/15/2021 | ND | 27.00 | 0.00 | 682.9 |
| NHCW-21 | 709.90 | 3/22/2021 | ND | 26.96 | 0.00 | 682.94 |
| NHCW-21 | 709.90 | 4/1/2021 | ND | 26.62 | 0.00 | 683.28 |
| NHCW-21 | 709.90 | 4/12/2021 | ND | 26.81 | 0.00 | 683.09 |
| NHCW-21 | 709.90 | 4/19/2021 | ND | 27.17 | 0.00 | 682.73 |
| NHCW-21 | 709.90 | 4/29/2021 | ND | 27.32 | 0.00 | 682.58 |
| NHCW-21 | 709.90 | 5/3/2021 | ND | 27.35 | 0.00 | 682.55 |
| NHCW-21 | 709.90 | 5/10/2021 | ND | 27.51 | 0.00 | 682.39 |
| NHCW-21 | 709.90 | 5/18/2021 | ND | 27.57 | 0.00 | 682.33 |
| NHCW-21 | 709.90 | 5/26/2021 | ND | 27.69 | 0.00 | 682.21 |
| NHCW-21 | 709.90 | 5/31/2021 | ND | 27.91 | 0.00 | 681.99 |
| NHCW-21 | 709.90 | 6/7/2021 | ND | 28.14 | 0.00 | 681.76 |
| NHCW-21 | 709.90 | 6/14/2021 | ND | 28.22 | 0.00 | 681.68 |
| NHCW-21 | 709.90 | 6/21/2021 | ND | 28.43 | 0.00 | 681.47 |
| NHCW-21 | 709.90 | 7/1/2021 | ND | 28.55 | 0.00 | 681.35 |
| NHCW-21 | 709.90 | 7/6/2021 | ND | 28.73 | 0.00 | 681.17 |
| NHCW-21 | 709.90 | 7/14/2021 | ND | 28.81 | 0.00 | 681.09 |
| NHCW-21 | 709.90 | 7/28/2021 | ND | 29.2 | 0.00 | 680.7 |
| NHCW-21 | 709.90 | 8/2/2021 | ND | 29.6 | 0.00 | 680.3 |
| NHCW-21 | 709.90 | 8/16/2021 | ND | 30.18 | 0.00 | 679.72 |
| NHCW-21 | 709.90 | 8/26/2021 | ND | 30.66 | 0.00 | 679.24 |
| NHCW-21 | 709.90 | 8/30/2021 | ND | 31.00 | 0.00 | 678.9 |
| NHCW-21 | 709.90 | 9/14/2021 | ND | 31.82 | 0.00 | 678.08 |
| NHCW-21 | 709.90 | 9/23/2021 | ND | 32.15 | 0.00 | 677.75 |
| NHCW-21 | 709.90 | 10/6/2021 | ND | 33.18 | 0.00 | 676.72 |
| NHCW-21 | 709.90 | 10/12/2021 | ND | 33.45 | 0.00 | 676.45 |
| NHCW-21 | 709.90 | 10/18/2021 | ND | 33.74 | 0.00 | 676.16 |
| NHCW-21 | 709.90 | 10/27/2021 | ND | 33.85 | 0.00 | 676.05 |
| NHCW-21 | 709.90 | 11/1/2021 | ND | 34.04 | 0.00 | 675.86 |
| NHCW-21 | 709.90 | 11/15/2021 | ND | 35.31 | 0.00 | 674.59 |
| NHCW-21 | 709.90 | 11/22/2021 | ND | 35.86 | 0.00 | 674.04 |
| NHCW-21 | 709.90 | 11/30/2021 | ND | 36.05 | 0.00 | 673.85 |
| NHCW-21 | 709.90 | 12/6/2021 | ND | 36.47 | 0.00 | 674.59 |
| NHCW-21 | 709.90 | 12/13/2021 | ND | 36.87 | 0.00 | 673.03 |
| NHCW-21 | 709.90 | 12/20/2021 | ND | 37.12 | 0.00 | 672.78 |
| NHCW-21 | 709.90 | 12/28/2021 | ND | 36.72 | 0.00 | 673.18 |
| NHCW-21 | 709.90 | 1/4/2022 | ND | 37.32 | 0.00 | 674.59 |
| NHCW-21 | 709.90 | 1/10/2021 | ND | 37.47 | 0.00 | 672.43 |

**Table 4**
**Summary of Recovery Well Gauging Data**

Colonial Pipeline Company
2020-L1-SR2448
Huntersville, North Carolina

| Well ID | Top Of Casing Elevation[1] | Date | Depth to Free Product (ft btoc) | Depth to Groundwater (ft btoc) | Free Product Thickness (ft) | Groundwater Elevation[2] (ft btoc) |
|---|---|---|---|---|---|---|
| NHCW-22 | 712.70 | 2/16/2021 | ND | 29.58 | 0.00 | 683.12 |
| NHCW-22 | 712.70 | 2/22/2021 | ND | 30.14 | 0.00 | 682.56 |
| NHCW-22 | 712.70 | 3/4/2021 | ND | 30.11 | 0.00 | 682.59 |
| NHCW-22 | 712.70 | 3/8/2021 | ND | 30.02 | 0.00 | 682.68 |
| NHCW-22 | 712.70 | 3/15/2021 | ND | 29.98 | 0.00 | 682.72 |
| NHCW-22 | 712.70 | 3/22/2021 | ND | 30.01 | 0.00 | 682.69 |
| NHCW-22 | 712.70 | 4/1/2021 | ND | 29.72 | 0.00 | 682.98 |
| NHCW-22 | 712.70 | 4/12/2021 | ND | 29.83 | 0.00 | 682.87 |
| NHCW-22 | 712.70 | 4/19/2021 | ND | 30.03 | 0.00 | 682.67 |
| NHCW-22 | 712.70 | 4/29/2021 | ND | 29.99 | 0.00 | 682.71 |
| NHCW-22 | 712.70 | 5/3/2021 | ND | 29.98 | 0.00 | 682.72 |
| NHCW-22 | 712.70 | 5/10/2021 | ND | 30.10 | 0.00 | 682.60 |
| NHCW-22 | 712.70 | 5/18/2021 | ND | 30.13 | 0.00 | 682.57 |
| NHCW-22 | 712.70 | 5/26/2021 | ND | 30.21 | 0.00 | 682.49 |
| NHCW-22 | 712.70 | 5/31/2021 | ND | 30.37 | 0.00 | 682.33 |
| NHCW-22 | 712.70 | 6/7/2021 | ND | 30.62 | 0.00 | 682.08 |
| NHCW-22 | 712.70 | 6/14/2021 | ND | 30.66 | 0.00 | 682.04 |
| NHCW-22 | 712.70 | 6/21/2021 | ND | 30.83 | 0.00 | 681.87 |
| NHCW-22 | 712.70 | 7/1/2021 | ND | 30.91 | 0.00 | 681.79 |
| NHCW-22 | 712.70 | 7/6/2021 | ND | 31.12 | 0.00 | 681.58 |
| NHCW-22 | 712.70 | 7/14/2021 | ND | 31.15 | 0.00 | 681.55 |
| NHCW-22 | 712.70 | 7/28/2021 | ND | 31.53 | 0.00 | 681.17 |
| NHCW-22 | 712.70 | 8/2/2021 | ND | 31.95 | 0.00 | 680.75 |
| NHCW-22 | 712.70 | 8/16/2021 | ND | 32.44 | 0.00 | 680.26 |
| NHCW-22 | 712.70 | 8/26/2021 | ND | 32.85 | 0.00 | 679.85 |
| NHCW-22 | 712.70 | 8/30/2021 | ND | 32.23 | 0.00 | 680.47 |
| NHCW-22 | 712.70 | 9/14/2021 | ND | 34.12 | 0.00 | 678.58 |
| NHCW-22 | 712.70 | 9/23/2021 | ND | 34.32 | 0.00 | 678.38 |
| NHCW-22 | 712.70 | 10/6/2021 | ND | 35.32 | 0.00 | 677.38 |
| NHCW-22 | 712.70 | 10/12/2021 | ND | 35.55 | 0.00 | 677.15 |
| NHCW-22 | 712.70 | 10/18/2021 | ND | 35.83 | 0.00 | 676.87 |
| NHCW-22 | 712.70 | 10/27/2021 | ND | 35.85 | 0.00 | 676.85 |
| NHCW-22 | 712.70 | 11/1/2021 | ND | 36.08 | 0.00 | 676.62 |
| NHCW-22 | 712.70 | 11/15/2021 | ND | 37.44 | 0.00 | 675.26 |
| NHCW-22 | 712.70 | 11/22/2021 | ND | 37.96 | 0.00 | 674.74 |
| NHCW-22 | 712.70 | 11/30/2021 | ND | 38.09 | 0.00 | 674.61 |
| NHCW-22 | 712.70 | 12/6/2021 | ND | 38.55 | 0.00 | 674.15 |
| NHCW-22 | 712.70 | 12/13/2021 | ND | 38.91 | 0.00 | 673.79 |
| NHCW-22 | 712.70 | 12/20/2021 | ND | 39.16 | 0.00 | 673.54 |
| NHCW-22 | 712.70 | 12/28/2021 | ND | 38.70 | 0.00 | 674.00 |
| NHCW-22 | 712.70 | 1/4/2022 | ND | 39.43 | 0.00 | 673.27 |
| NHCW-22 | 712.70 | 1/10/2021 | ND | 39.70 | 0.00 | 673.00 |
| NHCW-23 | 715.10 | 2/16/2021 | ND | 31.68 | 0.00 | 683.42 |
| NHCW-23 | 715.10 | 2/22/2021 | ND | 32.55 | 0.00 | 682.55 |

**Table 4**
**Summary of Recovery Well Gauging Data**

Colonial Pipeline Company
2020-L1-SR2448
Huntersville, North Carolina

| Well ID | Top Of Casing Elevation[1] | Date | Depth to Free Product (ft btoc) | Depth to Groundwater (ft btoc) | Free Product Thickness (ft) | Groundwater Elevation[2] (ft btoc) |
|---|---|---|---|---|---|---|
| NHCW-23 | 715.10 | 3/4/2021 | ND | 32.95 | 0.00 | 682.15 |
| NHCW-23 | 715.10 | 3/8/2021 | ND | 32.40 | 0.00 | 682.70 |
| NHCW-23 | 715.10 | 3/15/2021 | ND | 32.35 | 0.00 | 682.75 |
| NHCW-23 | 715.10 | 3/22/2021 | ND | 32.39 | 0.00 | 682.71 |
| NHCW-23 | 715.10 | 4/1/2021 | ND | 32.15 | 0.00 | 682.95 |
| NHCW-23 | 715.10 | 4/12/2021 | ND | 32.20 | 0.00 | 682.90 |
| NHCW-23 | 715.10 | 4/19/2021 | ND | 32.32 | 0.00 | 682.78 |
| NHCW-23 | 715.10 | 4/29/2021 | ND | 32.26 | 0.00 | 682.84 |
| NHCW-23 | 715.10 | 5/3/2021 | ND | 32.24 | 0.00 | 682.86 |
| NHCW-23 | 715.10 | 5/10/2021 | ND | 32.32 | 0.00 | 682.78 |
| NHCW-23 | 715.10 | 5/18/2021 | ND | 32.32 | 0.00 | 682.78 |
| NHCW-23 | 715.10 | 5/26/2021 | ND | 32.43 | 0.00 | 682.67 |
| NHCW-23 | 715.10 | 5/31/2021 | ND | 32.54 | 0.00 | 682.56 |
| NHCW-23 | 715.10 | 6/7/2021 | ND | 32.78 | 0.00 | 682.32 |
| NHCW-23 | 715.10 | 6/14/2021 | ND | 32.80 | 0.00 | 682.30 |
| NHCW-23 | 715.10 | 6/21/2021 | ND | 32.98 | 0.00 | 682.12 |
| NHCW-23 | 715.10 | 7/1/2021 | ND | 33.02 | 0.00 | 682.08 |
| NHCW-23 | 715.10 | 7/6/2021 | ND | 33.23 | 0.00 | 681.87 |
| NHCW-23 | 715.10 | 7/14/2021 | ND | 33.23 | 0.00 | 681.87 |
| NHCW-23 | 715.10 | 7/28/2021 | ND | 33.64 | 0.00 | 681.46 |
| NHCW-23 | 715.10 | 8/2/2021 | ND | 34.07 | 0.00 | 681.03 |
| NHCW-23 | 715.10 | 8/16/2021 | ND | 34.50 | 0.00 | 680.60 |
| NHCW-23 | 715.10 | 8/26/2021 | ND | 34.90 | 0.00 | 680.20 |
| NHCW-23 | 715.10 | 8/30/2021 | ND | 35.25 | 0.00 | 679.85 |
| NHCW-23 | 715.10 | 9/14/2021 | ND | 36.12 | 0.00 | 678.98 |
| NHCW-23 | 715.10 | 9/23/2021 | ND | 36.34 | 0.00 | 678.76 |
| NHCW-23 | 715.10 | 10/6/2021 | ND | 37.28 | 0.00 | 677.82 |
| NHCW-23 | 715.10 | 10/12/2021 | ND | 37.54 | 0.00 | 677.56 |
| NHCW-23 | 715.10 | 10/18/2021 | ND | 37.78 | 0.00 | 677.32 |
| NHCW-23 | 715.10 | 10/27/2021 | ND | 37.83 | 0.00 | 677.27 |
| NHCW-23 | 715.10 | 11/1/2021 | ND | 38.08 | 0.00 | 677.02 |
| NHCW-23 | 715.10 | 11/15/2021 | ND | 39.35 | 0.00 | 675.75 |
| NHCW-23 | 715.10 | 11/22/2021 | ND | 39.90 | 0.00 | 675.20 |
| NHCW-23 | 715.10 | 11/30/2021 | ND | 40.06 | 0.00 | 675.04 |
| NHCW-23 | 715.10 | 12/6/2021 | ND | 40.47 | 0.00 | 674.63 |
| NHCW-23 | 715.10 | 12/13/2021 | ND | 40.85 | 0.00 | 674.25 |
| NHCW-23 | 715.10 | 12/20/2021 | ND | 41.08 | 0.00 | 674.02 |
| NHCW-23 | 715.10 | 12/28/2021 | ND | 40.70 | 0.00 | 674.40 |
| NHCW-23 | 715.10 | 1/4/2022 | ND | 41.42 | 0.00 | 673.68 |
| NHCW-23 | 715.10 | 1/10/2021 | ND | 41.73 | 0.00 | 673.37 |
| NHCW-24 | 717.38 | 2/16/2021 | ND | 34.91 | 0.00 | 682.47 |
| NHCW-24 | 717.38 | 2/22/2021 | ND | 34.77 | 0.00 | 682.61 |
| NHCW-24 | 717.38 | 3/4/2021 | ND | NM | NM | NM |
| NHCW-24 | 717.38 | 3/8/2021 | ND | 35.61 | 0.00 | 681.77 |

**Table 4**
**Summary of Recovery Well Gauging Data**

Colonial Pipeline Company
2020-L1-SR2448
Huntersville, North Carolina

| Well ID | Top Of Casing Elevation[1] | Date | Depth to Free Product (ft btoc) | Depth to Groundwater (ft btoc) | Free Product Thickness (ft) | Groundwater Elevation[2] (ft btoc) |
|---|---|---|---|---|---|---|
| NHCW-24 | 717.38 | 3/15/2021 | ND | 34.54 | 0.00 | 682.84 |
| NHCW-24 | 717.38 | 3/22/2021 | ND | 34.55 | 0.00 | 682.83 |
| NHCW-24 | 717.38 | 4/1/2021 | ND | 34.32 | 0.00 | 683.06 |
| NHCW-24 | 717.38 | 4/12/2021 | ND | 34.32 | 0.00 | 683.06 |
| NHCW-24 | 717.38 | 4/19/2021 | ND | 34.40 | 0.00 | 682.98 |
| NHCW-24 | 717.38 | 4/29/2021 | ND | 34.30 | 0.00 | 683.08 |
| NHCW-24 | 717.38 | 5/3/2021 | ND | 34.26 | 0.00 | 683.12 |
| NHCW-24 | 717.38 | 5/10/2021 | ND | 34.31 | 0.00 | 683.07 |
| NHCW-24 | 717.38 | 5/18/2021 | ND | 34.30 | 0.00 | 683.08 |
| NHCW-24 | 717.38 | 5/26/2021 | ND | 34.34 | 0.00 | 683.04 |
| NHCW-24 | 717.38 | 5/31/2021 | ND | 34.50 | 0.00 | 682.88 |
| NHCW-24 | 717.38 | 6/7/2021 | ND | 34.72 | 0.00 | 682.66 |
| NHCW-24 | 717.38 | 6/14/2021 | ND | 34.74 | 0.00 | 682.64 |
| NHCW-24 | 717.38 | 6/21/2021 | ND | 34.92 | 0.00 | 682.46 |
| NHCW-24 | 717.38 | 7/1/2021 | ND | 34.98 | 0.00 | 682.40 |
| NHCW-24 | 717.38 | 7/6/2021 | ND | 35.20 | 0.00 | 682.18 |
| NHCW-24 | 717.38 | 7/14/2021 | ND | 35.23 | 0.00 | 682.15 |
| NHCW-24 | 717.38 | 7/28/2021 | ND | 35.56 | 0.00 | 681.82 |
| NHCW-24 | 717.38 | 8/2/2021 | ND | 35.97 | 0.00 | 681.41 |
| NHCW-24 | 717.38 | 8/16/2021 | ND | 36.40 | 0.00 | 680.98 |
| NHCW-24 | 717.38 | 8/26/2021 | ND | 36.56 | 0.00 | 680.82 |
| NHCW-24 | 717.38 | 8/30/2021 | ND | 37.06 | 0.00 | 680.32 |
| NHCW-24 | 717.38 | 9/14/2021 | ND | 37.92 | 0.00 | 679.46 |
| NHCW-24 | 717.38 | 9/23/2021 | ND | 38.13 | 0.00 | 679.25 |
| NHCW-24 | 717.38 | 10/6/2021 | ND | 38.98 | 0.00 | 678.40 |
| NHCW-24 | 717.38 | 10/12/2021 | ND | 39.21 | 0.00 | 678.17 |
| NHCW-24 | 717.38 | 10/18/2021 | ND | 39.41 | 0.00 | 677.97 |
| NHCW-24 | 717.38 | 10/27/2021 | ND | 39.55 | 0.00 | 677.83 |
| NHCW-24 | 717.38 | 11/1/2021 | ND | 39.82 | 0.00 | 677.56 |
| NHCW-24 | 717.38 | 11/15/2021 | ND | 41.01 | 0.00 | 676.37 |
| NHCW-24 | 717.38 | 11/22/2021 | ND | 41.50 | 0.00 | 675.88 |
| NHCW-24 | 717.38 | 11/30/2021 | ND | 41.63 | 0.00 | 675.75 |
| NHCW-24 | 717.38 | 12/6/2021 | ND | 42.03 | 0.00 | 675.35 |
| NHCW-24 | 717.38 | 12/13/2021 | ND | 42.40 | 0.00 | 674.98 |
| NHCW-24 | 717.38 | 12/20/2021 | ND | 42.62 | 0.00 | 674.76 |
| NHCW-24 | 717.38 | 12/28/2021 | ND | 42.26 | 0.00 | 675.12 |
| NHCW-24 | 717.38 | 1/4/2022 | ND | 43.20 | 0.00 | 674.18 |
| NHCW-24 | 717.38 | 1/10/2021 | ND | 43.50 | 0.00 | 673.88 |
| NHCW-25 | 720.83 | 2/16/2021 | ND | 36.40 | 0.00 | 684.43 |
| NHCW-25 | 720.83 | 2/22/2021 | ND | 38.02 | 0.00 | 682.81 |
| NHCW-25 | 720.83 | 3/4/2021 | ND | 38.22 | 0.00 | 682.61 |
| NHCW-25 | 720.83 | 3/8/2021 | ND | 37.93 | 0.00 | 682.90 |
| NHCW-25 | 720.83 | 3/15/2021 | ND | 37.82 | 0.00 | 683.01 |
| NHCW-25 | 720.83 | 3/22/2021 | ND | 37.80 | 0.00 | 683.03 |

**Table 4**
**Summary of Recovery Well Gauging Data**

Colonial Pipeline Company
2020-L1-SR2448
Huntersville, North Carolina

| Well ID | Top Of Casing Elevation[1] | Date | Depth to Free Product (ft btoc) | Depth to Groundwater (ft btoc) | Free Product Thickness (ft) | Groundwater Elevation[2] (ft btoc) |
|---|---|---|---|---|---|---|
| NHCW-25 | 720.83 | 4/1/2021 | ND | 37.60 | 0.00 | 683.23 |
| NHCW-25 | 720.83 | 4/12/2021 | ND | 37.51 | 0.00 | 683.32 |
| NHCW-25 | 720.83 | 4/19/2021 | ND | 37.57 | 0.00 | 683.26 |
| NHCW-25 | 720.83 | 4/29/2021 | ND | 37.36 | 0.00 | 683.47 |
| NHCW-25 | 720.83 | 5/3/2021 | ND | 37.34 | 0.00 | 683.49 |
| NHCW-25 | 720.83 | 5/10/2021 | ND | 37.35 | 0.00 | 683.48 |
| NHCW-25 | 720.83 | 5/18/2021 | ND | 37.36 | 0.00 | 683.47 |
| NHCW-25 | 720.83 | 5/26/2021 | ND | 37.43 | 0.00 | 683.40 |
| NHCW-25 | 720.83 | 5/31/2021 | ND | 37.51 | 0.00 | 683.32 |
| NHCW-25 | 720.83 | 6/7/2021 | ND | 37.74 | 0.00 | 683.09 |
| NHCW-25 | 720.83 | 6/14/2021 | ND | 37.76 | 0.00 | 683.07 |
| NHCW-25 | 720.83 | 6/21/2021 | ND | 37.95 | 0.00 | 682.88 |
| NHCW-25 | 720.83 | 7/1/2021 | ND | 38.00 | 0.00 | 682.83 |
| NHCW-25 | 720.83 | 7/6/2021 | ND | 38.22 | 0.00 | 682.61 |
| NHCW-25 | 720.83 | 7/14/2021 | ND | 38.26 | 0.00 | 682.57 |
| NHCW-25 | 720.83 | 7/28/2021 | ND | 38.59 | 0.00 | 682.24 |
| NHCW-25 | 720.83 | 8/2/2021 | ND | 38.99 | 0.00 | 681.84 |
| NHCW-25 | 720.83 | 8/16/2021 | ND | 39.35 | 0.00 | 681.48 |
| NHCW-25 | 720.83 | 8/26/2021 | ND | 39.69 | 0.00 | 681.14 |
| NHCW-25 | 720.83 | 8/30/2021 | ND | 39.95 | 0.00 | 680.88 |
| NHCW-25 | 720.83 | 9/14/2021 | ND | 40.73 | 0.00 | 680.10 |
| NHCW-25 | 720.83 | 9/23/2021 | ND | 40.94 | 0.00 | 679.89 |
| NHCW-25 | 720.83 | 10/6/2021 | ND | 41.72 | 0.00 | 679.11 |
| NHCW-25 | 720.83 | 10/12/2021 | ND | 41.94 | 0.00 | 678.89 |
| NHCW-25 | 720.83 | 10/18/2021 | ND | 42.18 | 0.00 | 678.65 |
| NHCW-25 | 720.83 | 10/27/2021 | ND | 42.30 | 0.00 | 678.53 |
| NHCW-25 | 720.83 | 11/1/2021 | ND | 42.57 | 0.00 | 678.26 |
| NHCW-25 | 720.83 | 11/15/2021 | ND | 43.62 | 0.00 | 677.21 |
| NHCW-25 | 720.83 | 11/22/2021 | ND | 44.08 | 0.00 | 676.75 |
| NHCW-25 | 720.83 | 11/30/2021 | 44.12 | 44.48 | 0.36 | 676.61 |
| NHCW-25 | 720.83 | 12/6/2021 | 44.27 | 44.30 | 0.03 | 676.55 |
| NHCW-25 | 720.83 | 12/13/2021 | NM | NM | NM | NM |
| NHCW-25 | 720.83 | 12/20/2021 | 44.75 | 45.90 | 1.15 | 675.77 |
| NHCW-25 | 720.83 | 12/28/2021 | 44.55 | 45.55 | 1.00 | 676.01 |
| NHCW-25 | 720.83 | 1/4/2022 | ARP | ARP | ARP | ARP |
| NHCW-25 | 720.83 | 1/10/2021 | ARP | ARP | ARP | ARP |
| NHCW-26 | 723.09 | 2/16/2021 | ND | 37.23 | 0.00 | 685.86 |
| NHCW-26 | 723.09 | 2/22/2021 | ND | 39.46 | 0.00 | 683.63 |
| NHCW-26 | 723.09 | 3/4/2021 | ND | 39.44 | 0.00 | 683.65 |
| NHCW-26 | 723.09 | 3/8/2021 | ND | 39.45 | 0.00 | 683.64 |
| NHCW-26 | 723.09 | 3/15/2021 | ND | 39.31 | 0.00 | 683.78 |
| NHCW-26 | 723.09 | 3/22/2021 | ND | 39.26 | 0.00 | 683.83 |
| NHCW-26 | 723.09 | 4/1/2021 | ND | 39.12 | 0.00 | 683.97 |
| NHCW-26 | 723.09 | 4/12/2021 | ND | 38.94 | 0.00 | 684.15 |

**Table 4**
**Summary of Recovery Well Gauging Data**

Colonial Pipeline Company
2020-L1-SR2448
Huntersville, North Carolina

| Well ID | Top Of Casing Elevation[1] | Date | Depth to Free Product (ft btoc) | Depth to Groundwater (ft btoc) | Free Product Thickness (ft) | Groundwater Elevation[2] (ft btoc) |
|---|---|---|---|---|---|---|
| NHCW-26 | 723.09 | 4/19/2021 | ND | 38.91 | 0.00 | 684.18 |
| NHCW-26 | 723.09 | 4/29/2021 | ND | 38.72 | 0.00 | 684.37 |
| NHCW-26 | 723.09 | 5/3/2021 | ND | 38.62 | 0.00 | 684.47 |
| NHCW-26 | 723.09 | 5/10/2021 | ND | 38.61 | 0.00 | 684.48 |
| NHCW-26 | 723.09 | 5/18/2021 | ND | 38.59 | 0.00 | 684.50 |
| NHCW-26 | 723.09 | 5/26/2021 | ND | 38.60 | 0.00 | 684.49 |
| NHCW-26 | 723.09 | 5/31/2021 | ND | 38.67 | 0.00 | 684.42 |
| NHCW-26 | 723.09 | 6/7/2021 | ND | 38.77 | 0.00 | 684.32 |
| NHCW-26 | 723.09 | 6/14/2021 | ND | 38.82 | 0.00 | 684.27 |
| NHCW-26 | 723.09 | 6/21/2021 | ND | 38.98 | 0.00 | 684.11 |
| NHCW-26 | 723.09 | 7/1/2021 | ND | 39.06 | 0.00 | 684.03 |
| NHCW-26 | 723.09 | 7/6/2021 | ND | 39.23 | 0.00 | 683.86 |
| NHCW-26 | 723.09 | 7/14/2021 | ND | 39.33 | 0.00 | 683.76 |
| NHCW-26 | 723.09 | 7/28/2021 | ND | 39.63 | 0.00 | 683.46 |
| NHCW-26 | 723.09 | 8/2/2021 | ND | 39.92 | 0.00 | 683.17 |
| NHCW-26 | 723.09 | 8/16/2021 | ND | 40.24 | 0.00 | 682.85 |
| NHCW-26 | 723.09 | 8/26/2021 | ND | 40.57 | 0.00 | 682.52 |
| NHCW-26 | 723.09 | 8/30/2021 | ND | 40.69 | 0.00 | 682.40 |
| NHCW-26 | 723.09 | 9/14/2021 | ND | 41.25 | 0.00 | 681.84 |
| NHCW-26 | 723.09 | 9/23/2021 | ND | 41.63 | 0.00 | 681.46 |
| NHCW-26 | 723.09 | 10/6/2021 | ND | 42.17 | 0.00 | 680.92 |
| NHCW-26 | 723.09 | 10/12/2021 | ND | 42.33 | 0.00 | 680.76 |
| NHCW-26 | 723.09 | 10/18/2021 | ND | 42.57 | 0.00 | 680.52 |
| NHCW-26 | 723.09 | 10/27/2021 | ND | 42.79 | 0.00 | 680.30 |
| NHCW-26 | 723.09 | 11/1/2021 | ND | 42.98 | 0.00 | 680.11 |
| NHCW-26 | 723.09 | 11/15/2021 | ND | 43.82 | 0.00 | 679.27 |
| NHCW-26 | 723.09 | 11/22/2021 | ND | 44.20 | 0.00 | 678.89 |
| NHCW-26 | 723.09 | 11/30/2021 | ND | 44.34 | 0.00 | 678.75 |
| NHCW-26 | 723.09 | 12/6/2021 | ND | 44.62 | 0.00 | 678.47 |
| NHCW-26 | 723.09 | 12/13/2021 | ND | 44.98 | 0.00 | 678.11 |
| NHCW-26 | 723.09 | 12/20/2021 | ND | 45.25 | 0.00 | 677.84 |
| NHCW-26 | 723.09 | 12/28/2021 | ND | 45.05 | 0.00 | 678.04 |
| NHCW-26 | 723.09 | 1/4/2022 | ND | 45.91 | 0.00 | 677.18 |
| NHCW-26 | 723.09 | 1/10/2021 | ND | 46.65 | 0.00 | 676.44 |
| NHCW-27 | 724.18 | 2/22/2021 | ND | 40.08 | 0.00 | 684.10 |
| NHCW-27 | 724.18 | 3/4/2021 | ND | 40.05 | 0.00 | 684.13 |
| NHCW-27 | 724.18 | 3/8/2021 | ND | 40.06 | 0.00 | 684.12 |
| NHCW-27 | 724.18 | 3/15/2021 | ND | 39.95 | 0.00 | 684.23 |
| NHCW-27 | 724.18 | 3/22/2021 | ND | 39.92 | 0.00 | 684.26 |
| NHCW-27 | 724.18 | 4/1/2021 | ND | 39.77 | 0.00 | 684.41 |
| NHCW-27 | 724.18 | 4/12/2021 | ND | 39.62 | 0.00 | 684.56 |
| NHCW-27 | 724.18 | 4/19/2021 | ND | 39.62 | 0.00 | 684.56 |
| NHCW-27 | 724.18 | 4/29/2021 | ND | 39.39 | 0.00 | 684.79 |
| NHCW-27 | 724.18 | 5/3/2021 | ND | 39.31 | 0.00 | 684.87 |

**Table 4**
**Summary of Recovery Well Gauging Data**

Colonial Pipeline Company
2020-L1-SR2448
Huntersville, North Carolina

| Well ID | Top Of Casing Elevation[1] | Date | Depth to Free Product (ft btoc) | Depth to Groundwater (ft btoc) | Free Product Thickness (ft) | Groundwater Elevation[2] (ft btoc) |
|---|---|---|---|---|---|---|
| NHCW-27 | 724.18 | 5/10/2021 | ND | 39.27 | 0.00 | 684.91 |
| NHCW-27 | 724.18 | 5/18/2021 | ND | 39.22 | 0.00 | 684.96 |
| NHCW-27 | 724.18 | 5/26/2021 | ND | 39.23 | 0.00 | 684.95 |
| NHCW-27 | 724.18 | 5/31/2021 | ND | 39.29 | 0.00 | 684.89 |
| NHCW-27 | 724.18 | 6/7/2021 | ND | 39.41 | 0.00 | 684.77 |
| NHCW-27 | 724.18 | 6/14/2021 | ND | 39.44 | 0.00 | 684.74 |
| NHCW-27 | 724.18 | 6/21/2021 | ND | 39.60 | 0.00 | 684.58 |
| NHCW-27 | 724.18 | 7/1/2021 | ND | 39.68 | 0.00 | 684.50 |
| NHCW-27 | 724.18 | 7/6/2021 | ND | 39.85 | 0.00 | 684.33 |
| NHCW-27 | 724.18 | 7/14/2021 | ND | 40.61 | 0.00 | 683.57 |
| NHCW-27 | 724.18 | 7/28/2021 | ND | 40.20 | 0.00 | 683.98 |
| NHCW-27 | 724.18 | 8/2/2021 | ND | 40.51 | 0.00 | 683.67 |
| NHCW-27 | 724.18 | 8/16/2021 | ND | 40.85 | 0.00 | 683.33 |
| NHCW-27 | 724.18 | 8/26/2021 | ND | 41.10 | 0.00 | 683.08 |
| NHCW-27 | 724.18 | 8/30/2021 | ND | 41.26 | 0.00 | 682.92 |
| NHCW-27 | 724.18 | 9/14/2021 | ND | 41.90 | 0.00 | 682.28 |
| NHCW-27 | 724.18 | 9/23/2021 | ND | 42.12 | 0.00 | 682.06 |
| NHCW-27 | 724.18 | 10/6/2021 | ND | 42.72 | 0.00 | 681.46 |
| NHCW-27 | 724.18 | 10/12/2021 | ND | 42.89 | 0.00 | 681.29 |
| NHCW-27 | 724.18 | 10/18/2021 | ND | 43.11 | 0.00 | 681.07 |
| NHCW-27 | 724.18 | 10/27/2021 | ND | 43.28 | 0.00 | 680.90 |
| NHCW-27 | 724.18 | 11/1/2021 | ND | 43.52 | 0.00 | 680.66 |
| NHCW-27 | 724.18 | 11/15/2021 | ND | 44.42 | 0.00 | 679.76 |
| NHCW-27 | 724.18 | 11/22/2021 | ND | 44.85 | 0.00 | 679.33 |
| NHCW-27 | 724.18 | 11/30/2021 | ND | 44.90 | 0.00 | 679.28 |
| NHCW-27 | 724.18 | 12/6/2021 | ND | 45.27 | 0.00 | 678.91 |
| NHCW-27 | 724.18 | 12/13/2021 | ND | 45.60 | 0.00 | 678.58 |
| NHCW-27 | 724.18 | 12/20/2021 | ND | 45.87 | 0.00 | 678.31 |
| NHCW-27 | 724.18 | 12/28/2021 | ND | 45.59 | 0.00 | 678.59 |
| NHCW-27 | 724.18 | 1/4/2022 | ND | 46.33 | 0.00 | 677.85 |
| NHCW-27 | 724.18 | 1/10/2021 | ND | 46.50 | 0.00 | 677.68 |
| NHCW-28 | 725.46 | 2/16/2021 | ND | 38.22 | 0.00 | 687.24 |
| NHCW-28 | 725.46 | 2/22/2021 | ND | 39.54 | 0.00 | 685.92 |
| NHCW-28 | 725.46 | 3/4/2021 | ND | 38.51 | 0.00 | 686.95 |
| NHCW-28 | 725.46 | 3/8/2021 | ND | 39.55 | 0.00 | 685.91 |
| NHCW-28 | 725.46 | 3/15/2021 | ND | 39.45 | 0.00 | 686.01 |
| NHCW-28 | 725.46 | 3/22/2021 | ND | 39.47 | 0.00 | 685.99 |
| NHCW-28 | 725.46 | 4/1/2021 | ND | 39.34 | 0.00 | 686.12 |
| NHCW-28 | 725.46 | 4/12/2021 | ND | 39.26 | 0.00 | 686.20 |
| NHCW-28 | 725.46 | 4/19/2021 | ND | 39.28 | 0.00 | 686.18 |
| NHCW-28 | 725.46 | 4/29/2021 | ND | 39.10 | 0.00 | 686.36 |
| NHCW-28 | 725.46 | 5/3/2021 | ND | 39.03 | 0.00 | 686.43 |
| NHCW-28 | 725.46 | 5/10/2021 | ND | 39.04 | 0.00 | 686.42 |
| NHCW-28 | 725.46 | 5/18/2021 | ND | 39.01 | 0.00 | 686.45 |

**Table 4**
**Summary of Recovery Well Gauging Data**

Colonial Pipeline Company
2020-L1-SR2448
Huntersville, North Carolina

| Well ID | Top Of Casing Elevation[1] | Date | Depth to Free Product (ft btoc) | Depth to Groundwater (ft btoc) | Free Product Thickness (ft) | Groundwater Elevation[2] (ft btoc) |
|---|---|---|---|---|---|---|
| NHCW-28 | 725.46 | 5/26/2021 | ND | 39.01 | 0.00 | 686.45 |
| NHCW-28 | 725.46 | 5/31/2021 | ND | 39.04 | 0.00 | 686.42 |
| NHCW-28 | 725.46 | 6/7/2021 | ND | 39.15 | 0.00 | 686.31 |
| NHCW-28 | 725.46 | 6/14/2021 | ND | 39.12 | 0.00 | 686.34 |
| NHCW-28 | 725.46 | 6/21/2021 | ND | 39.32 | 0.00 | 686.14 |
| NHCW-28 | 725.46 | 7/1/2021 | ND | 39.33 | 0.00 | 686.13 |
| NHCW-28 | 725.46 | 7/6/2021 | ND | 39.45 | 0.00 | 686.01 |
| NHCW-28 | 725.46 | 7/14/2021 | ND | 40.46 | 0.00 | 685.00 |
| NHCW-28 | 725.46 | 7/28/2021 | ND | 39.79 | 0.00 | 685.67 |
| NHCW-28 | 725.46 | 8/2/2021 | ND | 40.13 | 0.00 | 685.33 |
| NHCW-28 | 725.46 | 8/16/2021 | ND | 40.44 | 0.00 | 685.02 |
| NHCW-28 | 725.46 | 8/26/2021 | ND | 40.64 | 0.00 | 684.82 |
| NHCW-28 | 725.46 | 8/30/2021 | ND | 40.85 | 0.00 | 684.61 |
| NHCW-28 | 725.46 | 9/14/2021 | ND | 41.45 | 0.00 | 684.01 |
| NHCW-28 | 725.46 | 9/23/2021 | ND | 41.67 | 0.00 | 683.79 |
| NHCW-28 | 725.46 | 10/6/2021 | ND | 42.16 | 0.00 | 683.30 |
| NHCW-28 | 725.46 | 10/12/2021 | ND | 42.33 | 0.00 | 683.13 |
| NHCW-28 | 725.46 | 10/18/2021 | ND | 42.51 | 0.00 | 682.95 |
| NHCW-28 | 725.46 | 10/27/2021 | ND | 42.62 | 0.00 | 682.84 |
| NHCW-28 | 725.46 | 11/1/2021 | ND | 42.87 | 0.00 | 682.59 |
| NHCW-28 | 725.46 | 11/15/2021 | ND | 43.88 | 0.00 | 681.58 |
| NHCW-28 | 725.46 | 11/22/2021 | ND | 44.39 | 0.00 | 681.07 |
| NHCW-28 | 725.46 | 11/30/2021 | ND | 44.34 | 0.00 | 681.12 |
| NHCW-28 | 725.46 | 12/6/2021 | ND | 44.78 | 0.00 | 680.68 |
| NHCW-28 | 725.46 | 12/13/2021 | ND | 45.09 | 0.00 | 680.37 |
| NHCW-28 | 725.46 | 12/20/2021 | ND | 45.33 | 0.00 | 680.13 |
| NHCW-28 | 725.46 | 12/28/2021 | ND | 44.99 | 0.00 | 680.47 |
| NHCW-28 | 725.46 | 1/4/2022 | ND | 45.81 | 0.00 | 679.65 |
| NHCW-28 | 725.46 | 1/10/2021 | ND | 46.00 | 0.00 | 679.46 |
| NHCW-29 | 728.13 | 2/22/2021 | ND | 40.76 | 0.00 | 687.37 |
| NHCW-29 | 728.13 | 3/4/2021 | ND | 38.73 | 0.00 | 689.40 |
| NHCW-29 | 728.13 | 3/8/2021 | ND | 40.79 | 0.00 | 687.34 |
| NHCW-29 | 728.13 | 3/15/2021 | ND | 40.68 | 0.00 | 687.45 |
| NHCW-29 | 728.13 | 3/22/2021 | ND | 40.67 | 0.00 | 687.46 |
| NHCW-29 | 728.13 | 4/1/2021 | ND | 40.60 | 0.00 | 687.53 |
| NHCW-29 | 728.13 | 4/12/2021 | ND | 40.49 | 0.00 | 687.64 |
| NHCW-29 | 728.13 | 4/19/2021 | ND | 40.56 | 0.00 | 687.57 |
| NHCW-29 | 728.13 | 4/29/2021 | ND | 40.33 | 0.00 | 687.80 |
| NHCW-29 | 728.13 | 5/3/2021 | ND | 40.27 | 0.00 | 687.86 |
| NHCW-29 | 728.13 | 5/10/2021 | ND | 40.25 | 0.00 | 687.88 |
| NHCW-29 | 728.13 | 5/18/2021 | ND | 40.21 | 0.00 | 687.92 |
| NHCW-29 | 728.13 | 5/26/2021 | ND | 40.28 | 0.00 | 687.85 |
| NHCW-29 | 728.13 | 5/31/2021 | ND | 40.24 | 0.00 | 687.89 |
| NHCW-29 | 728.13 | 6/7/2021 | ND | 40.34 | 0.00 | 687.79 |

**Table 4**
**Summary of Recovery Well Gauging Data**

Colonial Pipeline Company
2020-L1-SR2448
Huntersville, North Carolina

| Well ID | Top Of Casing Elevation[1] | Date | Depth to Free Product (ft btoc) | Depth to Groundwater (ft btoc) | Free Product Thickness (ft) | Groundwater Elevation[2] (ft btoc) |
|---|---|---|---|---|---|---|
| NHCW-29 | 728.13 | 6/14/2021 | ND | 40.32 | 0.00 | 687.81 |
| NHCW-29 | 728.13 | 6/21/2021 | ND | 40.46 | 0.00 | 687.67 |
| NHCW-29 | 728.13 | 7/1/2021 | ND | 40.50 | 0.00 | 687.63 |
| NHCW-29 | 728.13 | 7/6/2021 | ND | 40.61 | 0.00 | 687.52 |
| NHCW-29 | 728.13 | 7/14/2021 | ND | 40.68 | 0.00 | 687.45 |
| NHCW-29 | 728.13 | 7/28/2021 | ND | 40.94 | 0.00 | 687.19 |
| NHCW-29 | 728.13 | 8/2/2021 | ND | 41.22 | 0.00 | 686.91 |
| NHCW-29 | 728.13 | 8/16/2021 | ND | 51.49 | 0.00 | 676.64 |
| NHCW-29 | 728.13 | 8/26/2021 | ND | 41.72 | 0.00 | 686.41 |
| NHCW-29 | 728.13 | 8/30/2021 | ND | 41.79 | 0.00 | 686.34 |
| NHCW-29 | 728.13 | 9/14/2021 | ND | 42.31 | 0.00 | 685.82 |
| NHCW-29 | 728.13 | 9/23/2021 | ND | 42.55 | 0.00 | 685.58 |
| NHCW-29 | 728.13 | 10/6/2021 | ND | 42.87 | 0.00 | 685.26 |
| NHCW-29 | 728.13 | 10/12/2021 | ND | 43.02 | 0.00 | 685.11 |
| NHCW-29 | 728.13 | 10/18/2021 | ND | 43.18 | 0.00 | 684.95 |
| NHCW-29 | 728.13 | 10/27/2021 | ND | 43.33 | 0.00 | 684.80 |
| NHCW-29 | 728.13 | 11/1/2021 | ND | 43.50 | 0.00 | 684.63 |
| NHCW-29 | 728.13 | 11/15/2021 | ND | 44.10 | 0.00 | 684.03 |
| NHCW-29 | 728.13 | 11/22/2021 | ND | 44.42 | 0.00 | 683.71 |
| NHCW-29 | 728.13 | 11/30/2021 | ND | 44.67 | 0.00 | 683.46 |
| NHCW-29 | 728.13 | 12/6/2021 | ND | 44.80 | 0.00 | 683.33 |
| NHCW-29 | 728.13 | 12/13/2021 | ND | 45.26 | 0.00 | 682.87 |
| NHCW-29 | 728.13 | 12/20/2021 | ND | 45.34 | 0.00 | 682.79 |
| NHCW-29 | 728.13 | 12/28/2021 | ND | 45.34 | 0.00 | 682.79 |
| NHCW-29 | 728.13 | 1/4/2022 | ND | 45.80 | 0.00 | 682.33 |
| NHCW-29 | 728.13 | 1/10/2021 | ND | 45.97 | 0.00 | 682.16 |

**Notes:**

ft btoc = Feet Below Top of Casing
N/A = Not Applicable
RW = Recovery Well
HCW = Hydraulic Control Well
NCHW = North Hydraulic Control Well
ND = No free product was detected in well
NW = No water measured; well contained product only
Dry = Well was dry; no free product or water detected in well
ARP = Active Recovery Pump in Well
NM = Not Measured

[1] = Elevations surveyed in feet using the NAVD88 vertical datum

[2] = Corrected Groundwater Elevation = (Top of Casing - Depth to Water) + (Free Product Thickness x 0.7324)

**Table 5A**
**Summary of Monitoring Well Sampling Results**

Colonial Pipeline Company
2020-L1-SR2448
Huntersville, North Carolina

| Lab Report Number | Sample ID | Well ID | Sample Date | Metals (µg/L) | VOCs (µg/L) | | | | | | | | | | | | | | | | | | | | | | | | | | | | MADEP VPH (µg/L) | | | |
|---|---|---|---|---|---|---|---|---|---|---|---|---|---|---|---|---|---|---|---|---|---|---|---|---|---|---|---|---|---|---|---|---|---|---|---|---|
| | | | | Lead | Benzene | Bromochloromethane | Bromodichloromethane | n-Butylbenzene | sec-Butylbenzene | Chloroethane | Chloroform | Chloromethane | 2-Chlorotoluene | Dibromochloromethane | 1,2-Dichloroethane | Diisopropyl ether | Ethylbenzene | Hexachloro-1,3-butadiene | Isopropylbenzene (Cumene) | Methylene Chloride | Methyl-tert-butyl ether | Naphthalene | n-Propylbenzene | Styrene | Tetrachloroethene | Toluene | Trichloroethene | Trichlorofluoromethane | 1,2,4-Trimethylbenzene | 1,3,5-Trimethylbenzene | Vinyl chloride | Xylene (Total) | m&p-Xylene | o-Xylene | C5 - C8 Aliphatics | C9 - C12 Aliphatics | C9 - C10 Aromatics | VPH (Total) |
| **NCAC 2L Standards** | | | | **15** | **1** | **NE** | **0.6** | **70** | **70** | **3000** | **70** | **3** | **100** | **0.4** | **0.4** | **70** | **600** | **0.4** | **70** | **5** | **20** | **6** | **70** | **70** | **0.7** | **600** | **3** | **2000** | **400** | **400** | **0.03** | **500** | **500** | **500** | **400** | **700** | **200** | **NE** |
| **IMAC Standards** | | | | -- | -- | -- | -- | -- | -- | -- | -- | -- | -- | -- | -- | -- | -- | -- | -- | -- | -- | -- | -- | -- | -- | -- | -- | -- | -- | -- | -- | -- | -- | -- | -- | -- | -- |
| **Surficial Unit Monitoring Wells** | | | | | | | | | | | | | | | | | | | | | | | | | | | | | | | | | | | | |
| 92493062 | MW-1_20200828 | MW-01 | 08/28/2020 | <5 | <0.5 | <0.5 | <0.5 | <0.5 | <0.5 | <1 | <0.5 | <1 | <0.5 | <0.5 | <0.5 | <0.5 | <0.5 | <2 | <0.5 | <2 | <0.5 | <2 | <0.5 | <0.5 | <0.5 | <0.5 | <0.5 | <1 | <0.5 | <0.5 | <1 | <1.5 | <1 | <0.5 | <100 | <100 | <100 | <100 |
| 92501616 | MW-1_20201021 | MW-01 | 10/21/2020 | **50.8** | <0.5 | <0.5 | <0.5 | <0.5 | <0.5 | <1 | <0.5 | <1 | <0.5 | <0.5 | <0.5 | <0.5 | <0.5 | <2 | <0.5 | <2 | <0.5 | <2 | <0.5 | <0.5 | <0.5 | <0.5 | <0.5 | <1 | <0.5 | <0.5 | <1 | <1.5 | <1 | <0.5 | <100 | <100 | <100 | <100 |
| 92508536 | MW-01_20201130 | MW-01 | 11/30/2020 | **43.9** | <0.5 | <0.5 | <0.5 | <0.5 | <0.5 | <1 | <0.5 | <1 | <0.5 | <0.5 | <0.5 | <0.5 | <0.5 | <2 | <0.5 | <2 | <0.5 | <2 | <0.5 | <0.5 | <0.5 | <0.5 | <0.5 | <1 | <0.5 | <0.5 | <1 | <1.5 | <1 | <0.5 | <100 | <100 | <100 | <100 |
| 92514598 | MW-1_20210104 | MW-01 | 01/04/2021 | **15** | <0.5 | <0.5 | <0.5 | <0.5 | <0.5 | <1 | <0.5 | <1 | <0.5 | <0.5 | <0.5 | <0.5 | <0.5 | <2 | <0.5 | <2 | <0.5 | <2 | <0.5 | <0.5 | <0.5 | <0.5 | <0.5 | <1 | <0.5 | <0.5 | <1 | <1.5 | <1 | <0.5 | <100 | <100 | <100 | <100 |
| 92521237 | MW-1_20210209 | MW-01 | 02/09/2021 | <5 | <0.5 | <0.5 | <0.5 | <0.5 | <0.5 | <1 | <0.5 | <1 | <0.5 | <0.5 | <0.5 | <0.5 | <0.5 | <2 | <0.5 | <2 | <0.5 | <2 | <0.5 | <0.5 | <0.5 | <0.5 | <0.5 | <1 | <0.5 | <0.5 | <1 | <1.5 | <1 | <0.5 | <100 | <100 | <100 | <100 |
| 92527327 | MW-01_20210311 | MW-01 | 03/11/2021 | <5 | <0.5 | <0.5 | <0.5 | <0.5 | <0.5 | <1 | <0.5 | <1 | <0.5 | <0.5 | <0.5 | <0.5 | <0.5 | <2 | <0.5 | <2 | <0.5 | <2 | <0.5 | <0.5 | <0.5 | <0.5 | <0.5 | <1 | <0.5 | <0.5 | <1 | <1.5 | <1 | <0.5 | <50 | <50 | <50 | <50 |
| 92527327 | DUP-1-20210311 | MW-01 | 03/11/2021 | <5 | <0.5 | <0.5 | <0.5 | <0.5 | <0.5 | <1 | <0.5 | <1 | <0.5 | <0.5 | <0.5 | <0.5 | <0.5 | <2 | <0.5 | <2 | <0.5 | <2 | <0.5 | <0.5 | <0.5 | <0.5 | <0.5 | <1 | <0.5 | <0.5 | <1 | <1.5 | <1 | <0.5 | <50 | <50 | <50 | <50 |
| 92532417 | MW-01_20210408 | MW-01 | 04/08/2021 | <5 | <0.5 | <0.5 | <0.5 | <0.5 | <0.5 | <1 | <0.5 | <1 | <0.5 | <0.5 | <0.5 | <0.5 | <0.5 | <2 | <0.5 | <2 | <0.5 | <2 | <0.5 | <0.5 | <0.5 | <0.5 | <0.5 | <1 | <0.5 | <0.5 | <1 | <1.5 | <1 | <0.5 | <50 | <50 | <50 | <50 |
| 92537489 | MW-01_20210506 | MW-01 | 05/06/2021 | **7.2** | <0.5 | <0.5 | <0.5 | <0.5 | <0.5 | <1 | <0.5 | <1 | <0.5 | <0.5 | <0.5 | **0.35J** | <0.5 | <2 | <0.5 | <2 | <0.5 | <2 | <0.5 | <0.5 | <0.5 | <0.5 | <0.5 | <1 | <0.5 | <0.5 | <1 | <1.5 | <1 | <0.5 | <50 | <50 | <50 | <50 |
| 92542375 | MW-01_20210603 | MW-01 | 06/03/2021 | <5 | <0.5 | <0.5 | <0.5 | <0.5 | <0.5 | <1 | <0.5 | <1 | <0.5 | <0.5 | <0.5 | **0.34J** | <0.5 | <2 | <0.5 | <2 | <0.5 | <2 | <0.5 | <0.5 | <0.5 | <0.5 | <0.5 | <1 | <0.5 | <0.5 | <1 | <1.5 | <1 | <0.5 | <50 | <50 | <50 | <50 |
| 92542375 | DUP-1-20210603 | MW-01 | 06/03/2021 | <5 | <0.5 | <0.5 | <0.5 | <0.5 | <0.5 | <1 | <0.5 | <1 | <0.5 | <0.5 | <0.5 | **0.35J** | <0.5 | <2 | <0.5 | <2 | <0.5 | <2 | <0.5 | <0.5 | <0.5 | <0.5 | <0.5 | <1 | <0.5 | <0.5 | <1 | <1.5 | <1 | <0.5 | <50 | <50 | <50 | <50 |
| 92548787 | MW-01_20210709 | MW-01 | 07/09/2021 | <5 | <0.5 | <0.5 | <0.5 | <0.5 | <0.5 | <1 | <0.5 | <1 | <0.5 | <0.5 | <0.5 | <0.5 | <0.5 | <2 | <0.5 | <2 | <0.5 | <2 | <0.5 | <0.5 | <0.5 | <0.5 | <0.5 | <1 | <0.5 | <0.5 | <1 | <1.5 | <1 | <0.5 | <50 | <50 | <50 | <50 |
| 92554137 | MW-01_20210805 | MW-01 | 08/05/2021 | **10.3** | <0.5 | <0.5 | <0.5 | <0.5 | <0.5 | <1 | <0.5 | <1 | <0.5 | <0.5 | <0.5 | <0.5 | <0.5 | <2 | <0.5 | <2 | <0.5 | <2 | <0.5 | <0.5 | <0.5 | <0.5 | <0.5 | <1 | <0.5 | <0.5 | <1 | <1.5 | <1 | <0.5 | <50 | <50 | <50 | <50 |
| 92559360 | MW-01_20210902 | MW-01 | 09/02/2021 | <5 | <0.5 | <0.5 | <0.5 | <0.5 | <0.5 | <1 | <0.5 | <1 | <0.5 | <0.5 | <0.5 | <0.5 | <0.5 | <2 | <0.5 | <2 | <0.5 | <2 | <0.5 | <0.5 | <0.5 | <0.5 | <0.5 | <1 | <0.5 | <0.5 | <1 | <1.5 | <1 | <0.5 | <50 | <50 | <50 | <50 |
| 92565572 | MW-01_20211007 | MW-01 | 10/07/2021 | <5 | <0.5 | <0.5 | <0.5 | <0.5 | <0.5 | <1 | <0.5 | <1 | <0.5 | <0.5 | <0.5 | <0.5 | <0.5 | <2 | <0.5 | <2 | <0.5 | <2 | <0.5 | <0.5 | <0.5 | <0.5 | <0.5 | <1 | <0.5 | <0.5 | <1 | <1.5 | <1 | <0.5 | <100 | <100 | <100 | NA |
| 92570816 | MW-01_20211104 | MW-01 | 11/04/2021 | <5 | <0.5 | <0.5 | <0.5 | <0.5 | <0.5 | <1 | <0.5 | <1 | <0.5 | <0.5 | <0.5 | <0.5 | <0.5 | <2 | <0.5 | <2 | <0.5 | <2 | <0.5 | <0.5 | <0.5 | <0.5 | <0.5 | <1 | <0.5 | <0.5 | <1 | <1.5 | <1 | <0.5 | <50 | <50 | <50 | <50 |
| 92575462 | MW-01_20211130 | MW-01 | 11/30/2021 | <5 | <0.5 | <0.5 | <0.5 | <0.5 | <0.5 | <1 | <0.5 | <1 | <0.5 | <0.5 | <0.5 | <0.5 | <0.5 | <2 | <0.5 | <2 | <0.5 | <2 | <0.5 | <0.5 | <0.5 | <0.5 | <0.5 | <1 | <0.5 | <0.5 | <1 | <1.5 | <1 | <0.5 | <50 | <50 | <50 | <50 |
| 92583376 | MW-01_20220106 | MW-01 | 01/06/2022 | **0.36J** | **0.38J** | <0.5 | <0.5 | <0.5 | <0.5 | <1 | <0.5 | <1 | <0.5 | <0.5 | <0.5 | <0.5 | <0.5 | <2 | <0.5 | <2 | <0.5 | <2 | <0.5 | <0.5 | <0.5 | **1.2** | <0.5 | <1 | <0.5 | <0.5 | <1 | <1.5 | <1 | <0.5 | <50 | <50 | <50 | <50 |
| 92493062 | MW-2_20200828 | MW-02 | 08/28/2020 | <5 | <0.5 | <0.5 | <0.5 | <0.5 | <0.5 | <1 | <0.5 | <1 | <0.5 | <0.5 | <0.5 | <0.5 | <0.5 | <2 | <0.5 | <2 | <0.5 | <2 | <0.5 | <0.5 | <0.5 | <0.5 | <0.5 | <1 | <0.5 | <0.5 | <1 | <1.5 | <1 | <0.5 | <100 | <100 | <100 | <100 |
| 92501616 | MW-2_20201021 | MW-02 | 10/21/2020 | **19.2** | <0.5 | <0.5 | <0.5 | <0.5 | <0.5 | <1 | <0.5 | <1 | <0.5 | <0.5 | <0.5 | <0.5 | <0.5 | <2 | <0.5 | <2 | <0.5 | <2 | <0.5 | <0.5 | <0.5 | <0.5 | <0.5 | <1 | <0.5 | <0.5 | <1 | <1.5 | <1 | <0.5 | <100 | <100 | <100 | <100 |
| 92508536 | MW-02_20201130 | MW-02 | 11/30/2020 | **20.8** | <0.5 | <0.5 | <0.5 | <0.5 | <0.5 | <1 | <0.5 | <1 | <0.5 | <0.5 | <0.5 | <0.5 | <0.5 | <2 | <0.5 | <2 | <0.5 | <2 | <0.5 | <0.5 | <0.5 | <0.5 | <0.5 | <1 | <0.5 | <0.5 | <1 | <1.5 | <1 | <0.5 | <100 | <100 | <100 | <100 |
| 92514598 | MW-2_20210104 | MW-02 | 01/04/2021 | **12.1** | <0.5 | <0.5 | <0.5 | <0.5 | <0.5 | <1 | <0.5 | <1 | <0.5 | <0.5 | <0.5 | <0.5 | <0.5 | <2 | <0.5 | <2 | <0.5 | <2 | <0.5 | <0.5 | <0.5 | <0.5 | <0.5 | <1 | <0.5 | <0.5 | <1 | <1.5 | <1 | <0.5 | <100 | <100 | <100 | <100 |
| 92520901 | MW-2_20210208 | MW-02 | 02/08/2021 | <5 | <0.5 | <0.5 | <0.5 | <0.5 | <0.5 | <1 | <0.5 | <1 | <0.5 | <0.5 | <0.5 | <0.5 | <0.5 | <2 | <0.5 | <2 | <0.5 | <2 | <0.5 | <0.5 | <0.5 | <0.5 | <0.5 | <1 | <0.5 | <0.5 | <1 | <1.5 | <1 | <0.5 | <100 | <100 | <100 | <100 |
| 92527327 | MW-02_20210311 | MW-02 | 03/11/2021 | <5 | <0.5 | <0.5 | <0.5 | <0.5 | <0.5 | <1 | <0.5 | <1 | <0.5 | <0.5 | <0.5 | <0.5 | <0.5 | <2 | <0.5 | <2 | <0.5 | <2 | <0.5 | <0.5 | <0.5 | <0.5 | <0.5 | <1 | <0.5 | <0.5 | <1 | <1.5 | <1 | <0.5 | <50 | <50 | <50 | <50 |
| 92532417 | MW-02_20210408 | MW-02 | 04/08/2021 | <5 | <0.5 | <0.5 | <0.5 | <0.5 | <0.5 | <1 | <0.5 | <1 | <0.5 | <0.5 | <0.5 | <0.5 | <0.5 | <2 | <0.5 | <2 | <0.5 | <2 | <0.5 | <0.5 | <0.5 | <0.5 | <0.5 | <1 | <0.5 | <0.5 | <1 | <1.5 | <1 | <0.5 | <50 | <50 | <50 | <50 |
| 92537784 | MW-02_20210507 | MW-02 | 05/07/2021 | <5 | <0.5 | <0.5 | <0.5 | <0.5 | <0.5 | <1 | <0.5 | <1 | <0.5 | <0.5 | <0.5 | <0.5 | <0.5 | <2 | <0.5 | <2 | <0.5 | <2 | <0.5 | <0.5 | <0.5 | <0.5 | <0.5 | <1 | <0.5 | <0.5 | <1 | <1.5 | <1 | <0.5 | <50 | <50 | <50 | <50 |
| 92542611 | MW-02_20210604 | MW-02 | 06/04/2021 | <5 | <0.5 | <0.5 | <0.5 | <0.5 | <0.5 | <1 | <0.5 | <1 | <0.5 | <0.5 | <0.5 | <0.5 | <0.5 | <2 | <0.5 | <2 | <0.5 | <2 | <0.5 | <0.5 | <0.5 | <0.5 | <0.5 | <1 | <0.5 | <0.5 | <1 | <1.5 | <1 | <0.5 | <50 | <50 | <50 | <50 |
| 92548527 | MW-02_20210708 | MW-02 | 07/08/2021 | <5 | <0.5 | <0.5 | <0.5 | <0.5 | <0.5 | <1 | <0.5 | <1 | <0.5 | <0.5 | <0.5 | <0.5 | <0.5 | <2 | <0.5 | <2 | <0.5 | <2 | <0.5 | <0.5 | <0.5 | <0.5 | <0.5 | <1 | <0.5 | <0.5 | <1 | <1.5 | <1 | <0.5 | <50 | <50 | <50 | <50 |
| 92548527 | DUP-2-20210708 | MW-02 | 07/08/2021 | <5 | <0.5 | <0.5 | <0.5 | <0.5 | <0.5 | <1 | <0.5 | <1 | <0.5 | <0.5 | <0.5 | <0.5 | <0.5 | <2 | <0.5 | <2 | <0.5 | <2 | <0.5 | <0.5 | <0.5 | <0.5 | <0.5 | <1 | <0.5 | <0.5 | <1 | <1.5 | <1 | <0.5 | <50 | <50 | <50 | <50 |
| 92554285 | MW-02_20210806 | MW-02 | 08/06/2021 | <5 | <0.5 | <0.5 | <0.5 | <0.5 | <0.5 | <1 | <0.5 | <1 | <0.5 | <0.5 | <0.5 | <0.5 | <0.5 | <2 | <0.5 | <2 | <0.5 | <2 | <0.5 | <0.5 | <0.5 | <0.5 | <0.5 | <1 | <0.5 | <0.5 | <1 | <1.5 | <1 | <0.5 | <50 | <50 | <50 | <50 |
| 92559014 | MW-02_20210901 | MW-02 | 09/01/2021 | <5 | <0.5 | <0.5 | <0.5 | <0.5 | <0.5 | <1 | <0.5 | <1 | <0.5 | <0.5 | <0.5 | <0.5 | <0.5 | <2 | <0.5 | <2 | <0.5 | <2 | <0.5 | <0.5 | <0.5 | <0.5 | <0.5 | <1 | <0.5 | <0.5 | <1 | <1.5 | <1 | <0.5 | <50 | <50 | <50 | <50 |
| 92563487 | MW-02_20210927 | MW-02 | 09/27/2021 | <5 | <0.5 | <0.5 | <0.5 | <0.5 | <0.5 | <0.5 | <0.5 | <1 | <0.5 | <0.5 | <0.5 | <0.5 | <0.5 | <0.6 | <0.5 | <5 | <0.5 | <0.5 | <0.5 | <0.5 | <0.5 | <0.5 | <0.5 | <0.5 | <0.5 | <0.5 | <1 | <1.5 | <1 | <0.5 | <100 | <100 | <100 | NA |
| 92570816 | MW-02_20211104 | MW-02 | 11/04/2021 | <5 | <0.5 | <0.5 | <0.5 | <0.5 | <0.5 | <1 | <0.5 | <1 | <0.5 | <0.5 | <0.5 | <0.5 | <0.5 | <2 | <0.5 | <2 | <0.5 | <2 | <0.5 | <0.5 | <0.5 | <0.5 | <0.5 | <1 | <0.5 | <0.5 | <1 | <1.5 | <1 | <0.5 | <50 | <50 | <50 | <50 |
| 92575770 | MW-02_20211203 | MW-02 | 12/03/2021 | <5 | <0.5 | <0.5 | <0.5 | <0.5 | <0.5 | <1 | <0.5 | <1 | <0.5 | <0.5 | <0.5 | <0.5 | <0.5 | <2 | <0.5 | <2 | <0.5 | <2 | <0.5 | <0.5 | <0.5 | <0.5 | <0.5 | <1 | <0.5 | <0.5 | <1 | <1.5 | <1 | <0.5 | <50 | <50 | <50 | <50 |
| 92581742 | MW-2_20220107 | MW-02 | 01/07/2022 | **0.35J** | <0.5 | <0.5 | <0.5 | <0.5 | <0.5 | <1 | <0.5 | <1 | <0.5 | <0.5 | <0.5 | <0.5 | <0.5 | <2 | <0.5 | <2 | <0.5 | <2 | <0.5 | <0.5 | <0.5 | <0.5 | <0.5 | <1 | <0.5 | <0.5 | <1 | <1.5 | <1 | <0.5 | <50 | <50 | <50 | <50 |
| 92581742 | DUP-2-20220107 | MW-02 | 01/07/2022 | **0.39J** | <0.5 | <0.5 | <0.5 | <0.5 | <0.5 | <1 | <0.5 | <1 | <0.5 | <0.5 | <0.5 | <0.5 | <0.5 | <2 | <0.5 | <2 | <0.5 | <2 | <0.5 | <0.5 | <0.5 | <0.5 | <0.5 | <1 | <0.5 | <0.5 | <1 | <1.5 | <1 | <0.5 | <50 | <50 | <50 | <50 |
| 92493062 | MW-3_20200828 | MW-03 | 08/28/2020 | <10 | <0.5 | <0.5 | <0.5 | <0.5 | <0.5 | <1 | <0.5 | <1 | <0.5 | <0.5 | <0.5 | <0.5 | <0.5 | <2 | <0.5 | <2 | <0.5 | <2 | <0.5 | <0.5 | <0.5 | <0.5 | <0.5 | <1 | <0.5 | <0.5 | <1 | <1.5 | <1 | <0.5 | <100 | <100 | <100 | <100 |
| 92501860 | MW-3_20201022 | MW-03 | 10/22/2020 | **9.9** | <0.5 | <0.5 | <0.5 | <0.5 | <0.5 | <1 | <0.5 | <1 | <0.5 | <0.5 | <0.5 | <0.5 | <0.5 | <2 | <0.5 | <2 | <0.5 | <2 | <0.5 | <0.5 | <0.5 | <0.5 | <0.5 | <1 | <0.5 | <0.5 | <1 | <1.5 | <1 | <0.5 | <100 | <100 | <100 | <100 |
| 92508536 | MW-3_20201130 | MW-03 | 11/30/2020 | **13.7** | <0.5 | <0.5 | <0.5 | <0.5 | <0.5 | <1 | <0.5 | <1 | <0.5 | <0.5 | <0.5 | <0.5 | <0.5 | <2 | <0.5 | <2 | <0.5 | <2 | <0.5 | <0.5 | <0.5 | <0.5 | <0.5 | <1 | <0.5 | <0.5 | <1 | <1.5 | <1 | <0.5 | <100 | <100 | <100 | <100 |
| 92514598 | MW-3_20210104 | MW-03 | 01/04/2021 | **18.5** | <0.5 | <0.5 | <0.5 | <0.5 | <0.5 | <1 | <0.5 | <1 | <0.5 | <0.5 | <0.5 | <0.5 | <0.5 | <2 | <0.5 | <2 | <0.5 | <2 | <0.5 | <0.5 | <0.5 | <0.5 | <0.5 | <1 | <0.5 | <0.5 | <1 | <1.5 | <1 | <0.5 | <100 | <100 | <100 | <100 |
| 92520901 | MW-03_20210208 | MW-03 | 02/08/2021 | <5 | <0.5 | <0.5 | <0.5 | <0.5 | <0.5 | <1 | <0.5 | <1 | <0.5 | <0.5 | <0.5 | <0.5 | <0.5 | <2 | <0.5 | <2 | <0.5 | <2 | <0.5 | <0.5 | <0.5 | <0.5 | <0.5 | <1 | <0.5 | <0.5 | <1 | <1.5 | <1 | <0.5 | <100 | <100 | <100 | <100 |
| 92526618 | MW-03_20210309 | MW-03 | 03/09/2021 | <5 | <0.5 | <0.5 | <0.5 | <0.5 | <0.5 | <1 | <0.5 | <1 | <0.5 | <0.5 | <0.5 | <0.5 | <0.5 | <2 | <0.5 | <2 | <0.5 | <2 | <0.5 | <0.5 | <0.5 | <0.5 | <0.5 | <1 | <0.5 | <0.5 | <1 | <1.5 | <1 | <0.5 | <100 | <100 | <100 | <100 |
| 92530256 | MW-03_20210407 | MW-03 | 04/07/2021 | <5 | <0.5 | <0.5 | <0.5 | <0.5 | <0.5 | <1 | <0.5 | <1 | <0.5 | <0.5 | <0.5 | <0.5 | <0.5 | <2 | <0.5 | <2 | <0.5 | <2 | <0.5 | <0.5 | <0.5 | <0.5 | <0.5 | <1 | <0.5 | <0.5 | <1 | <1.5 | <1 | <0.5 | <50 | <50 | <50 | <50 |
| 92537489 | MW-03_20210506 | MW-03 | 05/06/2021 | <5 | <0.5 | <0.5 | <0.5 | <0.5 | <0.5 | <1 | <0.5 | <1 | <0.5 | <0.5 | <0.5 | <0.5 | <0.5 | <2 | <0.5 | <2 | <0.5 | <2 | <0.5 | <0.5 | <0.5 | **0.49J** | <0.5 | <1 | <0.5 | <0.5 | <1 | <1.5 | <1 | <0.5 | <50 | <50 | <50 | <50 |
| 92542611 | MW-03_20210604 | MW-03 | 06/04/2021 | <5 | <0.5 | <0.5 | <0.5 | <0.5 | <0.5 | <1 | <0.5 | <1 | <0.5 | <0.5 | <0.5 | <0.5 | <0.5 | <2 | <0.5 | <2 | <0.5 | <2 | <0.5 | <0.5 | <0.5 | <0.5 | <0.5 | <1 | <0.5 | <0.5 | <1 | **0.43J** | <1 | **0.43J** | <50 | <50 | <50 | <50 |
| 92548787 | MW-03_20210709 | MW-03 | 07/09/2021 | <5 | <0.5 | <0.5 | <0.5 | <0.5 | <0.5 | <1 | <0.5 | <1 | <0.5 | <0.5 | <0.5 | <0.5 | <0.5 | <2 | <0.5 | <2 | <0.5 | <2 | <0.5 | <0.5 | <0.5 | **0.51** | <0.5 | <1 | <0.5 | <0.5 | <1 | <1.5 | <1 | <0.5 | <50 | <50 | <50 | <50 |
| 92554137 | MW-03_20210805 | MW-03 | 08/05/2021 | <5 | <0.5 | <0.5 | <0.5 | <0.5 | <0.5 | <1 | <0.5 | <1 | <0.5 | <0.5 | <0.5 | <0.5 | <0.5 | <2 | <0.5 | <2 | <0.5 | <2 | <0.5 | <0.5 | <0.5 | **0.55** | <0.5 | <1 | <0.5 | <0.5 | <1 | <1.5 | <1 | <0.5 | <50 | <50 | <50 | <50 |
| 92559360 | MW-03_20210902 | MW-03 | 09/02/2021 | <5 | <0.5 | <0.5 | <0.5 | <0.5 | <0.5 | <1 | <0.5 | <1 | <0.5 | <0.5 | <0.5 | <0.5 | <0.5 | <2 | <0.5 | <2 | <0.5 | <2 | <0.5 | <0.5 | <0.5 | <0.5 | <0.5 | <1 | <0.5 | <0.5 | <1 | <1.5 | <1 | <0.5 | <50 | <50 | <50 | <50 |

**Table 5A**
**Summary of Monitoring Well Sampling Results**

Colonial Pipeline Company
2020-L1-SR2448
Huntersville, North Carolina

| Lab Report Number | Sample ID | Well ID | Sample Date | Metals (µg/L) | VOCs (µg/L) | | | | | | | | | | | | | | | | | | | | | | | | | | | | MADEP VPH (µg/L) | | | |
|---|---|---|---|---|---|---|---|---|---|---|---|---|---|---|---|---|---|---|---|---|---|---|---|---|---|---|---|---|---|---|---|---|---|---|---|---|
| | | | | Lead | Benzene | Bromochloromethane | Bromodichloromethane | n-Butylbenzene | sec-Butylbenzene | Chloroethane | Chloroform | Chloromethane | 2-Chlorotoluene | Dibromochloromethane | 1,2-Dichloroethane | Diisopropyl ether | Ethylbenzene | Hexachloro-1,3-butadiene | Isopropylbenzene (Cumene) | Methylene Chloride | Methyl-tert-butyl ether | Naphthalene | n-Propylbenzene | Styrene | Tetrachloroethene | Toluene | Trichloroethene | Trichlorofluoromethane | 1,2,4-Trimethylbenzene | 1,3,5-Trimethylbenzene | Vinyl chloride | Xylene (Total) | m&p-Xylene | o-Xylene | C5 - C8 Aliphatics | C9 - C12 Aliphatics | C9 - C10 Aromatics | VPH (Total) |
| **NCAC 2L Standards** | | | | **15** | **1** | **NE** | **0.6** | **70** | **70** | **3000** | **70** | **3** | **100** | **0.4** | **0.4** | **70** | **600** | **0.4** | **70** | **5** | **20** | **6** | **70** | **70** | **0.7** | **600** | **3** | **2000** | **400** | **400** | **0.03** | **500** | **500** | **500** | **400** | **700** | **200** | **NE** |
| **IMAC Standards** | | | | -- | -- | -- | -- | -- | -- | -- | -- | -- | -- | -- | -- | -- | -- | -- | -- | -- | -- | -- | -- | -- | -- | -- | -- | -- | -- | -- | -- | -- | -- | -- | -- | -- | -- |
| 92564492 | MW-03_20211001 | MW-03 | 10/01/2021 | <0.5 | <0.5 | <0.5 | <0.5 | <0.5 | <0.5 | <0.5 | <0.5 | <0.6 | <0.5 | <0.5 | <0.5 | <0.5 | **0.22J** | <0.6 | <0.5 | <5 | <0.5 | <0.5 | <0.5 | <0.5 | <0.5 | **2.7** | <0.5 | <0.5 | <0.5 | <0.5 | <0.5 | **0.76J** | **0.46J** | **0.3J** | **130** | <100 | <100 | NA |
| 92570816 | MW-03_20211104 | MW-03 | 11/04/2021 | <5 | <0.5 | <0.5 | <0.5 | <0.5 | <0.5 | <1 | <0.5 | <1 | <0.5 | <0.5 | <0.5 | <0.5 | <0.5 | <2 | <0.5 | <2 | <0.5 | <2 | <0.5 | <0.5 | <0.5 | **6.4** | <0.5 | <1 | <0.5 | <0.5 | <1 | **0.66** | <1 | **0.66** | **2,110** | <50 | <50 | **2,120** |
| 92575770 | MW-03_20211203 | MW-03 | 12/03/2021 | **8** | **13.4** | <0.5 | <0.5 | <0.5 | <0.5 | <1 | <0.5 | <1 | <0.5 | <0.5 | <0.5 | <0.5 | **7.7** | <2 | <0.5 | <2 | <0.5 | <2 | <0.5 | <0.5 | <0.5 | **135** | <0.5 | <1 | **0.6** | **1.2** | <1 | **35.2** | **25.5** | **9.7** | **8,340** | **74.3** | <50 | **8,410** |
| 92581742 | MW-03_20220107 | MW-03 | 01/07/2022 | **4.0J** | **25.9** | <1 | <1 | <1 | <1 | <2 | <1 | <2 | <1 | <1 | <1 | <1 | **11.4** | <4 | <1 | <4 | <1 | <4 | <1 | <1 | <1 | **274** | <1 | <2 | **1.1** | **1.8** | <2 | **70.6** | **51.0** | **19.6** | **12,200** | **168** | <50 | **12,400** |
| 92493708 | MW-4_20200902 | MW-04 | 09/02/2020 | <25 | <0.5 | <0.5 | <0.5 | <0.5 | <0.5 | <1 | <0.5 | <1 | <0.5 | <0.5 | <0.5 | <0.5 | <0.5 | <2 | <0.5 | <2 | <0.5 | <2 | <0.5 | <0.5 | <0.5 | <0.5 | <0.5 | <1 | <0.5 | <0.5 | <1 | <1.5 | <1 | <0.5 | <100 | <100 | <100 | <100 |
| 92501616 | MW-4_20201021 | MW-04 | 10/21/2020 | **19.4** | <0.5 | <0.5 | <0.5 | <0.5 | <0.5 | <1 | <0.5 | <1 | <0.5 | <0.5 | <0.5 | <0.5 | <0.5 | <2 | <0.5 | <2 | <0.5 | <2 | <0.5 | <0.5 | <0.5 | <0.5 | <0.5 | <1 | <0.5 | <0.5 | <1 | <1.5 | <1 | <0.5 | <100 | <100 | <100 | <100 |
| 92508536 | MW-04_20201130 | MW-04 | 11/30/2020 | **16.3** | <0.5 | <0.5 | <0.5 | <0.5 | <0.5 | <1 | <0.5 | <1 | <0.5 | <0.5 | <0.5 | <0.5 | <0.5 | <2 | <0.5 | <2 | <0.5 | <2 | <0.5 | <0.5 | <0.5 | <0.5 | <0.5 | <1 | <0.5 | <0.5 | <1 | <1.5 | <1 | <0.5 | <100 | <100 | <100 | <100 |
| 92514598 | MW-4_20210104 | MW-04 | 01/04/2021 | **14.6** | <0.5 | <0.5 | <0.5 | <0.5 | <0.5 | <1 | <0.5 | <1 | <0.5 | <0.5 | <0.5 | <0.5 | <0.5 | <2 | <0.5 | <2 | <0.5 | <2 | <0.5 | <0.5 | <0.5 | <0.5 | <0.5 | <1 | <0.5 | <0.5 | <1 | <1.5 | <1 | <0.5 | <100 | <100 | <100 | <100 |
| 92520901 | MW-4_20210208 | MW-04 | 02/08/2021 | <5 | <0.5 | <0.5 | <0.5 | <0.5 | <0.5 | <1 | <0.5 | <1 | <0.5 | <0.5 | <0.5 | <0.5 | <0.5 | <2 | <0.5 | <2 | <0.5 | <2 | <0.5 | <0.5 | <0.5 | <0.5 | <0.5 | <1 | <0.5 | <0.5 | <1 | <1.5 | <1 | <0.5 | <100 | <100 | <100 | <100 |
| 92527475 | MW-04_20210312 | MW-04 | 03/12/2021 | **5.7** | <0.5 | <0.5 | <0.5 | <0.5 | <0.5 | <1 | <0.5 | <1 | <0.5 | <0.5 | <0.5 | <0.5 | <0.5 | <2 | <0.5 | <2 | <0.5 | <2 | <0.5 | <0.5 | <0.5 | <0.5 | <0.5 | <1 | <0.5 | <0.5 | <1 | <1.5 | <1 | <0.5 | <50 | <50 | <50 | <50 |
| 92532417 | MW-04_20210408 | MW-04 | 04/08/2021 | <5 | <0.5 | <0.5 | <0.5 | <0.5 | <0.5 | <1 | <0.5 | <1 | <0.5 | <0.5 | <0.5 | <0.5 | <0.5 | <2 | <0.5 | <2 | <0.5 | <2 | <0.5 | <0.5 | <0.5 | <0.5 | <0.5 | <1 | <0.5 | <0.5 | <1 | <1.5 | <1 | <0.5 | <50 | <50 | <50 | <50 |
| 92537784 | MW-04_20210507 | MW-04 | 05/07/2021 | <5 | <0.5 | <0.5 | <0.5 | <0.5 | <0.5 | <1 | <0.5 | <1 | <0.5 | <0.5 | <0.5 | <0.5 | <0.5 | <2 | <0.5 | <2 | <0.5 | <2 | <0.5 | <0.5 | <0.5 | <0.5 | <0.5 | <1 | <0.5 | <0.5 | <1 | <1.5 | <1 | <0.5 | <50 | <50 | <50 | <50 |
| 92542375 | MW-04_20210603 | MW-04 | 06/03/2021 | <5 | <0.5 | <0.5 | <0.5 | <0.5 | <0.5 | <1 | <0.5 | <1 | <0.5 | <0.5 | <0.5 | <0.5 | <0.5 | <2 | <0.5 | <2 | <0.5 | <2 | <0.5 | <0.5 | <0.5 | <0.5 | <0.5 | <1 | <0.5 | <0.5 | <1 | <1.5 | <1 | <0.5 | <50 | <50 | <50 | <50 |
| 92548787 | MW-04_20210709 | MW-04 | 07/09/2021 | <5 | **0.43J** | <0.5 | <0.5 | <0.5 | <0.5 | <1 | <0.5 | <1 | <0.5 | <0.5 | <0.5 | <0.5 | <0.5 | <2 | <0.5 | <2 | <0.5 | <2 | <0.5 | <0.5 | <0.5 | **0.60** | <0.5 | <1 | <0.5 | <0.5 | <1 | **0.4J** | <1 | **0.4J** | <50 | <50 | <50 | <50 |
| 92551297 | MW-04_20210722 | MW-04 | 07/22/2021 | NA | <0.5 | <0.5 | <0.5 | <0.5 | <0.5 | <1 | <0.5 | <1 | <0.5 | <0.5 | <0.5 | <0.5 | <0.5 | <2 | <0.5 | <2 | <0.5 | <2 | <0.5 | <0.5 | <0.5 | <0.5 | <0.5 | <1 | <0.5 | <0.5 | <1 | <1.5 | <1 | <0.5 | NA | NA | NA | NA |
| 92554285 | MW-04_20210806 | MW-04 | 08/06/2021 | <5 | <0.5 | <0.5 | <0.5 | <0.5 | <0.5 | <1 | <0.5 | <1 | <0.5 | <0.5 | <0.5 | <0.5 | <0.5 | <2 | <0.5 | <2 | <0.5 | <2 | <0.5 | <0.5 | <0.5 | <0.5 | <0.5 | <1 | <0.5 | <0.5 | <1 | <1.5 | <1 | <0.5 | <50 | <50 | <50 | <50 |
| 92559014 | MW-04_20210901 | MW-04 | 09/01/2021 | <5 | <0.5 | <0.5 | <0.5 | <0.5 | <0.5 | <1 | <0.5 | <1 | <0.5 | <0.5 | <0.5 | <0.5 | <0.5 | <2 | <0.5 | <2 | <0.5 | <2 | <0.5 | <0.5 | <0.5 | <0.5 | <0.5 | <1 | <0.5 | <0.5 | <1 | <1.5 | <1 | <0.5 | <50 | <50 | <50 | <50 |
| 92563487 | MW-04_20210927 | MW-04 | 09/27/2021 | <5 | <0.5 | <0.5 | <0.5 | <0.5 | <0.5 | <0.5 | <0.5 | <1 | <0.5 | <0.5 | <0.5 | <0.5 | <0.5 | <0.6 | <0.5 | <5 | <0.5 | <0.5 | <0.5 | <0.5 | <0.5 | <0.5 | <0.5 | <0.5 | <0.5 | <0.5 | <0.5 | <1.5 | <1 | <0.5 | <100 | <100 | <100 | NA |
| 92563487 | DUP-1-20210927 | MW-04 | 09/27/2021 | <5 | <0.5 | <0.5 | <0.5 | <0.5 | <0.5 | <0.5 | <0.5 | <1 | <0.5 | <0.5 | <0.5 | <0.5 | <0.5 | <0.6 | <0.5 | <5 | <0.5 | <0.5 | <0.5 | <0.5 | <0.5 | <0.5 | <0.5 | <0.5 | <0.5 | <0.5 | <0.5 | <1.5 | <1 | <0.5 | <100 | <100 | <100 | NA |
| 92570816 | MW-04_20211104 | MW-04 | 11/04/2021 | <5 | <0.5 | <0.5 | <0.5 | <0.5 | <0.5 | <1 | <0.5 | <1 | <0.5 | <0.5 | <0.5 | <0.5 | <0.5 | <2 | <0.5 | <2 | <0.5 | <2 | <0.5 | <0.5 | <0.5 | <0.5 | <0.5 | <1 | <0.5 | <0.5 | <1 | <1.5 | <1 | <0.5 | <50 | <50 | <50 | <50 |
| 92575770 | MW-04_20211203 | MW-04 | 12/03/2021 | <5 | <0.5 | <0.5 | <0.5 | <0.5 | <0.5 | <1 | <0.5 | <1 | <0.5 | <0.5 | <0.5 | <0.5 | <0.5 | <2 | <0.5 | <2 | <0.5 | <2 | <0.5 | <0.5 | <0.5 | <0.5 | <0.5 | <1 | <0.5 | <0.5 | <1 | <1.5 | <1 | <0.5 | <50 | <50 | <50 | <50 |
| 92581742 | MW-04_20220107 | MW-04 | 01/07/2022 | **18.7** | <0.5 | <0.5 | <0.5 | <0.5 | <0.5 | <1 | <0.5 | <1 | <0.5 | <0.5 | <0.5 | <0.5 | <0.5 | <2 | <0.5 | <2 | <0.5 | <2 | <0.5 | <0.5 | <0.5 | **0.83** | <0.5 | <1 | <0.5 | <0.5 | <1 | <1.5 | <1 | <0.5 | <50 | <50 | <50 | <50 |
| 92493708 | MW-5_20200902 | MW-05 | 09/02/2020 | <25 | <0.5 | <0.5 | <0.5 | <0.5 | <0.5 | <1 | <0.5 | <1 | <0.5 | <0.5 | <0.5 | <0.5 | <0.5 | <2 | <0.5 | <2 | <0.5 | <2 | <0.5 | <0.5 | <0.5 | <0.5 | <0.5 | <1 | <0.5 | <0.5 | <1 | <1.5 | <1 | <0.5 | <100 | <100 | <100 | <100 |
| 92501616 | MW-5_20201021 | MW-05 | 10/21/2020 | **19.6** | <0.5 | <0.5 | <0.5 | <0.5 | <0.5 | <1 | <0.5 | <1 | <0.5 | <0.5 | <0.5 | <0.5 | <0.5 | <2 | <0.5 | <2 | <0.5 | <2 | <0.5 | <0.5 | <0.5 | <0.5 | <0.5 | <1 | <0.5 | <0.5 | <1 | <1.5 | <1 | <0.5 | <100 | <100 | <100 | <100 |
| 92508536 | MW-05_20201130 | MW-05 | 11/30/2020 | **13.3** | <0.5 | <0.5 | <0.5 | <0.5 | <0.5 | <1 | <0.5 | <1 | <0.5 | <0.5 | <0.5 | <0.5 | <0.5 | <2 | <0.5 | <2 | <0.5 | <2 | <0.5 | <0.5 | <0.5 | <0.5 | <0.5 | <1 | <0.5 | <0.5 | <1 | <1.5 | <1 | <0.5 | <100 | <100 | <100 | <100 |
| 92514598 | MW-05_20210104 | MW-05 | 01/04/2021 | **46** | <0.5 | <0.5 | <0.5 | <0.5 | <0.5 | <1 | <0.5 | <1 | <0.5 | <0.5 | <0.5 | <0.5 | <0.5 | <2 | <0.5 | <2 | <0.5 | <2 | <0.5 | <0.5 | <0.5 | <0.5 | <0.5 | <1 | <0.5 | <0.5 | <1 | <1.5 | <1 | <0.5 | <100 | <100 | <100 | <100 |
| 92521237 | MW-5_20210209 | MW-05 | 02/09/2021 | <5 | <0.5 | <0.5 | <0.5 | <0.5 | <0.5 | <1 | <0.5 | <1 | <0.5 | <0.5 | <0.5 | <0.5 | <0.5 | <2 | <0.5 | <2 | <0.5 | <2 | <0.5 | <0.5 | <0.5 | <0.5 | <0.5 | <1 | <0.5 | <0.5 | <1 | <1.5 | <1 | <0.5 | <100 | <100 | <100 | <100 |
| 92526977 | MW-05_20210310 | MW-05 | 03/10/2021 | <5 | <0.5 | <0.5 | <0.5 | <0.5 | <0.5 | <1 | <0.5 | <1 | <0.5 | <0.5 | <0.5 | <0.5 | <0.5 | <2 | <0.5 | <2 | <0.5 | <2 | <0.5 | <0.5 | <0.5 | <0.5 | <0.5 | <1 | <0.5 | <0.5 | <1 | <1.5 | <1 | <0.5 | <100 | <100 | <100 | <100 |
| 92531581 | MW-05_20210406 | MW-05 | 04/06/2021 | <5 | <0.5 | <0.5 | <0.5 | <0.5 | <0.5 | <1 | <0.5 | <1 | <0.5 | <0.5 | <0.5 | <0.5 | <0.5 | <2 | <0.5 | <2 | <0.5 | <2 | <0.5 | <0.5 | <0.5 | <0.5 | <0.5 | <1 | <0.5 | <0.5 | <1 | <1.5 | <1 | <0.5 | <50 | <50 | <50 | <50 |
| 92537489 | MW-05_20210506 | MW-05 | 05/04/2021 | <5 | <0.5 | <0.5 | <0.5 | <0.5 | <0.5 | <1 | <0.5 | <1 | <0.5 | <0.5 | <0.5 | <0.5 | <0.5 | <2 | <0.5 | <2 | <0.5 | <2 | <0.5 | <0.5 | <0.5 | <0.5 | <0.5 | <1 | <0.5 | <0.5 | <1 | <1.5 | <1 | <0.5 | <50 | <50 | <50 | <50 |
| 92542375 | MW-05_20210603 | MW-05 | 06/03/2021 | <5 | <0.5 | <0.5 | <0.5 | <0.5 | <0.5 | <1 | <0.5 | <1 | <0.5 | <0.5 | <0.5 | <0.5 | <0.5 | <2 | <0.5 | <2 | <0.5 | <2 | <0.5 | <0.5 | <0.5 | **1.1** | <0.5 | <1 | <0.5 | <0.5 | <1 | **3.8** | **2.6** | **1.2** | <50 | <50 | <50 | <50 |
| 92548527 | MW-05_20210708 | MW-05 | 07/08/2021 | <5 | **0.69** | <0.5 | <0.5 | <0.5 | <0.5 | <1 | <0.5 | <1 | <0.5 | <0.5 | <0.5 | <0.5 | **0.47J** | <2 | <0.5 | <2 | <0.5 | <2 | <0.5 | <0.5 | <0.5 | **1.1** | <0.5 | <1 | <0.5 | <0.5 | <1 | **2.64** | **1.8** | **0.84** | <50 | <50 | <50 | <50 |
| 92551297 | MW-05_20210722 | MW-05 | 07/22/2021 | NA | <0.5 | <0.5 | <0.5 | <0.5 | <0.5 | <1 | <0.5 | <1 | <0.5 | <0.5 | <0.5 | <0.5 | <0.5 | <2 | <0.5 | <2 | <0.5 | <2 | <0.5 | <0.5 | <0.5 | **1.4** | <0.5 | <1 | <0.5 | <0.5 | <1 | **1.68** | **1** | **0.68** | NA | NA | NA | NA |
| 92551297 | DUP-1-20210722 | MW-05 | 07/22/2021 | NA | <0.5 | <0.5 | <0.5 | <0.5 | <0.5 | <1 | <0.5 | <1 | <0.5 | <0.5 | <0.5 | <0.5 | <0.5 | <2 | <0.5 | <2 | <0.5 | <2 | <0.5 | <0.5 | <0.5 | **1.3** | <0.5 | <1 | <0.5 | <0.5 | <1 | **1.68** | **1.1** | **0.58** | NA | NA | NA | NA |
| 92554285 | MW-05_20210806 | MW-05 | 08/06/2021 | <5 | <0.5 | <0.5 | <0.5 | <0.5 | <0.5 | <1 | <0.5 | <1 | <0.5 | <0.5 | <0.5 | <0.5 | <0.5 | <2 | <0.5 | <2 | <0.5 | <2 | <0.5 | <0.5 | <0.5 | <0.5 | <0.5 | <1 | <0.5 | <0.5 | <1 | <1.5 | <1 | <0.5 | <50 | <50 | <50 | <50 |
| 92559014 | MW-05_20210901 | MW-05 | 09/01/2021 | <5 | <0.5 | <0.5 | <0.5 | <0.5 | <0.5 | <1 | <0.5 | <1 | <0.5 | <0.5 | <0.5 | <0.5 | <0.5 | <2 | <0.5 | <2 | <0.5 | <2 | <0.5 | <0.5 | <0.5 | <0.5 | <0.5 | <1 | <0.5 | <0.5 | <1 | <1.5 | <1 | <0.5 | <50 | <50 | <50 | <50 |
| 92563487 | MW-05_20210927 | MW-05 | 09/27/2021 | <5 | <0.5 | <0.5 | <0.5 | <0.5 | <0.5 | <0.5 | <0.5 | <1 | <0.5 | <0.5 | <0.5 | <0.5 | <0.5 | <0.6 | <0.5 | <5 | <0.5 | <0.5 | <0.5 | <0.5 | <0.5 | <0.5 | <0.5 | <0.5 | <0.5 | <0.5 | <0.5 | <1.5 | <1 | <0.5 | <100 | <100 | <100 | NA |
| 92570816 | MW-05_20211104 | MW-05 | 11/04/2021 | <5 | <0.5 | <0.5 | <0.5 | <0.5 | <0.5 | <1 | <0.5 | <1 | <0.5 | <0.5 | <0.5 | <0.5 | <0.5 | <2 | <0.5 | <2 | <0.5 | <2 | <0.5 | <0.5 | <0.5 | <0.5 | <0.5 | <1 | <0.5 | <0.5 | <1 | <1.5 | <1 | <0.5 | <50 | <50 | <50 | <50 |
| 92570816 | DUP-1-20211104 | MW-05 | 11/04/2021 | <5 | <0.5 | <0.5 | <0.5 | <0.5 | <0.5 | <1 | <0.5 | <1 | <0.5 | <0.5 | <0.5 | <0.5 | <0.5 | <2 | <0.5 | <2 | <0.5 | <2 | <0.5 | <0.5 | <0.5 | <0.5 | <0.5 | <1 | <0.5 | <0.5 | <1 | <1.5 | <1 | <0.5 | <50 | <50 | <50 | <50 |
| 92575770 | MW-05_20211203 | MW-05 | 12/03/2021 | <5 | <0.5 | <0.5 | <0.5 | <0.5 | <0.5 | <1 | <0.5 | <1 | <0.5 | <0.5 | <0.5 | <0.5 | <0.5 | <2 | <0.5 | <2 | <0.5 | <2 | <0.5 | <0.5 | <0.5 | <0.5 | <0.5 | <1 | <0.5 | <0.5 | <1 | <1.5 | <1 | <0.5 | <50 | <50 | <50 | <50 |
| 92581742 | MW-5_20220107 | MW-05 | 01/07/2022 | <5 | <0.5 | <0.5 | <0.5 | <0.5 | <0.5 | <1 | <0.5 | <1 | <0.5 | <0.5 | <0.5 | <0.5 | <0.5 | <2 | <0.5 | <2 | <0.5 | <2 | <0.5 | <0.5 | <0.5 | **1.2** | <0.5 | <1 | <0.5 | <0.5 | <1 | **1.44** | **1** | **0.44J** | <50 | <50 | <50 | <50 |
| 92493708 | MW-6_20200902 | MW-06 | 09/02/2020 | <25 | <0.5 | <0.5 | <0.5 | <0.5 | <0.5 | <1 | <0.5 | <1 | <0.5 | <0.5 | <0.5 | <0.5 | <0.5 | <2 | <0.5 | <2 | <0.5 | <2 | <0.5 | <0.5 | <0.5 | <0.5 | <0.5 | <1 | <0.5 | <0.5 | <1 | <1.5 | <1 | <0.5 | <100 | <100 | <100 | <100 |
| 92501616 | MW-6_20201021 | MW-06 | 10/21/2020 | **33.8** | <0.5 | <0.5 | <0.5 | <0.5 | <0.5 | <1 | <0.5 | <1 | <0.5 | <0.5 | <0.5 | <0.5 | <0.5 | <2 | <0.5 | <2 | <0.5 | <2 | <0.5 | <0.5 | <0.5 | <0.5 | <0.5 | <1 | <0.5 | <0.5 | <1 | <1.5 | <1 | <0.5 | <100 | <100 | <100 | <100 |
| 92508536 | MW-06_20201130 | MW-06 | 11/30/2020 | **23.3** | <0.5 | <0.5 | <0.5 | <0.5 | <0.5 | <1 | <0.5 | <1 | <0.5 | <0.5 | <0.5 | <0.5 | <0.5 | <2 | <0.5 | <2 | <0.5 | <2 | <0.5 | <0.5 | <0.5 | <0.5 | <0.5 | <1 | <0.5 | <0.5 | <1 | <1.5 | <1 | <0.5 | <100 | <100 | <100 | <100 |
| 92514598 | MW-6_20210104 | MW-06 | 01/04/2021 | **19.1** | <0.5 | <0.5 | <0.5 | <0.5 | <0.5 | <1 | <0.5 | <1 | <0.5 | <0.5 | <0.5 | <0.5 | <0.5 | <2 | <0.5 | <2 | <0.5 | <2 | <0.5 | <0.5 | <0.5 | <0.5 | <0.5 | <1 | <0.5 | <0.5 | <1 | <1.5 | <1 | <0.5 | <100 | <100 | <100 | <100 |
| 92520901 | MW-6_20210208 | MW-06 | 02/08/2021 | <5 | <0.5 | <0.5 | <0.5 | <0.5 | <0.5 | <1 | <0.5 | <1 | <0.5 | <0.5 | <0.5 | <0.5 | <0.5 | <2 | <0.5 | <2 | <0.5 | <2 | <0.5 | <0.5 | <0.5 | <0.5 | <0.5 | <1 | <0.5 | <0.5 | <1 | <1.5 | <1 | <0.5 | <100 | <100 | <100 | <100 |
| 92527327 | MW-06_20210311 | MW-06 | 03/11/2021 | <5 | <0.5 | <0.5 | <0.5 | <0.5 | <0.5 | <1 | <0.5 | <1 | <0.5 | <0.5 | <0.5 | <0.5 | <0.5 | <2 | <0.5 | <2 | <0.5 | <2 | <0.5 | <0.5 | <0.5 | <0.5 | <0.5 | <1 | <0.5 | <0.5 | <1 | <1.5 | <1 | <0.5 | <50 | <50 | <50 | <50 |

**Table 5A**
**Summary of Monitoring Well Sampling Results**

Colonial Pipeline Company
2020-L1-SR2448
Huntersville, North Carolina

| Lab Report Number | Sample ID | Well ID | Sample Date | Metals (µg/L) | VOCs (µg/L) | | | | | | | | | | | | | | | | | | | | | | | | | | | | MADEP VPH (µg/L) | | | |
|---|---|---|---|---|---|---|---|---|---|---|---|---|---|---|---|---|---|---|---|---|---|---|---|---|---|---|---|---|---|---|---|---|---|---|---|---|
| | | | | Lead | Benzene | Bromochloromethane | Bromodichloromethane | n-Butylbenzene | sec-Butylbenzene | Chloroethane | Chloroform | Chloromethane | 2-Chlorotoluene | Dibromochloromethane | 1,2-Dichloroethane | Diisopropyl ether | Ethylbenzene | Hexachloro-1,3-butadiene | Isopropylbenzene (Cumene) | Methylene Chloride | Methyl-tert-butyl ether | Naphthalene | n-Propylbenzene | Styrene | Tetrachloroethene | Toluene | Trichloroethene | Trichlorofluoromethane | 1,2,4-Trimethylbenzene | 1,3,5-Trimethylbenzene | Vinyl chloride | Xylene (Total) | m&p-Xylene | o-Xylene | C5 - C8 Aliphatics | C9 - C12 Aliphatics | C9 - C10 Aromatics | VPH (Total) |
| **NCAC 2L Standards** | | | | **15** | **1** | **NE** | **0.6** | **70** | **70** | **3000** | **70** | **3** | **100** | **0.4** | **0.4** | **70** | **600** | **0.4** | **70** | **5** | **20** | **6** | **70** | **70** | **0.7** | **600** | **3** | **2000** | **400** | **400** | **0.03** | **500** | **500** | **500** | **400** | **700** | **200** | **NE** |
| **IMAC Standards** | | | | -- | -- | -- | -- | -- | -- | -- | -- | -- | -- | -- | -- | -- | -- | -- | -- | -- | -- | -- | -- | -- | -- | -- | -- | -- | -- | -- | -- | -- | -- | -- | -- | -- | -- |
| 92532417 | MW-06_20210408 | MW-06 | 04/08/2021 | <5 | <0.5 | <0.5 | <0.5 | <0.5 | <0.5 | <1 | <0.5 | <1 | <0.5 | <0.5 | <0.5 | <0.5 | <0.5 | <2 | <0.5 | <2 | <0.5 | <2 | <0.5 | <0.5 | <0.5 | **0.76** | <0.5 | <1 | <0.5 | <0.5 | <1 | <1.5 | <1 | <0.5 | <50 | <50 | <50 | <50 |
| 92532417 | DUP-1-20210408 | MW-06 | 04/08/2021 | <5 | <0.5 | <0.5 | <0.5 | <0.5 | <0.5 | <1 | <0.5 | <1 | <0.5 | <0.5 | <0.5 | <0.5 | <0.5 | <2 | <0.5 | <2 | <0.5 | <2 | <0.5 | <0.5 | <0.5 | **0.78** | <0.5 | <1 | <0.5 | <0.5 | <1 | <1.5 | <1 | <0.5 | <50 | <50 | <50 | <50 |
| 92537489 | MW-06_20210506 | MW-06 | 05/06/2021 | <5 | <0.5 | <0.5 | <0.5 | <0.5 | <0.5 | <1 | <0.5 | <1 | <0.5 | <0.5 | <0.5 | <0.5 | <0.5 | <2 | <0.5 | <2 | <0.5 | <2 | <0.5 | <0.5 | <0.5 | <0.5 | <0.5 | <1 | <0.5 | <0.5 | <1 | <1.5 | <1 | <0.5 | <50 | <50 | <50 | <50 |
| 92541993 | MW-06_20210602 | MW-06 | 06/02/2021 | <5 | <0.5 | <0.5 | <0.5 | <0.5 | <0.5 | <1 | <0.5 | <1 | <0.5 | <0.5 | <0.5 | <0.5 | <0.5 | <2 | <0.5 | <2 | <0.5 | <2 | <0.5 | <0.5 | <0.5 | <0.5 | <0.5 | <1 | <0.5 | <0.5 | <1 | <1.5 | <1 | <0.5 | <50 | <50 | <50 | <50 |
| 92548527 | MW-06_20210708 | MW-06 | 07/08/2021 | <5 | <0.5 | <0.5 | <0.5 | <0.5 | <0.5 | <1 | <0.5 | <1 | <0.5 | <0.5 | <0.5 | <0.5 | <0.5 | <2 | <0.5 | <2 | <0.5 | <2 | <0.5 | <0.5 | <0.5 | <0.5 | <0.5 | <1 | <0.5 | <0.5 | <1 | <1.5 | <1 | <0.5 | <50 | <50 | <50 | <50 |
| 92553563 | MW-06_20210804 | MW-06 | 08/04/2021 | <5 | <0.5 | <0.5 | <0.5 | <0.5 | <0.5 | <1 | <0.5 | <1 | <0.5 | <0.5 | <0.5 | <0.5 | <0.5 | <2 | <0.5 | <2 | <0.5 | <2 | <0.5 | <0.5 | <0.5 | <0.5 | <0.5 | <1 | <0.5 | <0.5 | <1 | <1.5 | <1 | <0.5 | <50 | <50 | <50 | <50 |
| 92559014 | MW-06_20210901 | MW-06 | 09/01/2021 | <5 | <0.5 | <0.5 | <0.5 | <0.5 | <0.5 | <1 | <0.5 | <1 | <0.5 | <0.5 | <0.5 | <0.5 | <0.5 | <2 | <0.5 | <2 | <0.5 | <2 | <0.5 | <0.5 | <0.5 | <0.5 | <0.5 | <1 | <0.5 | <0.5 | <1 | <1.5 | <1 | <0.5 | <50 | <50 | <50 | <50 |
| 92563487 | MW-06_20210927 | MW-06 | 09/27/2021 | <5 | <0.5 | <0.5 | <0.5 | <0.5 | <0.5 | <0.5 | <0.5 | <1 | <0.5 | <0.5 | <0.5 | <0.5 | <0.5 | <0.6 | <0.5 | <5 | <0.5 | <0.5 | <0.5 | <0.5 | <0.5 | <0.5 | <0.5 | <0.5 | <0.5 | <0.5 | <0.5 | <1.5 | <1 | <0.5 | <100 | <100 | <100 | NA |
| 92570816 | MW-06_20211104 | MW-06 | 11/04/2021 | <5 | <0.5 | <0.5 | <0.5 | <0.5 | <0.5 | <1 | <0.5 | <1 | <0.5 | <0.5 | <0.5 | <0.5 | <0.5 | <2 | <0.5 | <2 | <0.5 | <2 | <0.5 | <0.5 | <0.5 | <0.5 | <0.5 | <1 | <0.5 | <0.5 | <1 | <1.5 | <1 | <0.5 | <50 | <50 | <50 | <50 |
| 92575654 | MW-06_20211202 | MW-06 | 12/02/2021 | <5 | <0.5 | <0.5 | <0.5 | <0.5 | <0.5 | <1 | <0.5 | <1 | <0.5 | <0.5 | <0.5 | <0.5 | <0.5 | <2 | <0.5 | <2 | <0.5 | <2 | <0.5 | <0.5 | <0.5 | <0.5 | <0.5 | <1 | <0.5 | <0.5 | <1 | <1.5 | <1 | <0.5 | <50 | <50 | <50 | <50 |
| 92581742 | MW-6_20220107 | MW-06 | 01/07/2022 | **0.23J** | <0.5 | <0.5 | <0.5 | <0.5 | <0.5 | <1 | <0.5 | <1 | <0.5 | <0.5 | <0.5 | <0.5 | <0.5 | <2 | <0.5 | <2 | <0.5 | <2 | <0.5 | <0.5 | <0.5 | **0.69** | <0.5 | <1 | <0.5 | <0.5 | <1 | <1.5 | <1 | <0.5 | <50 | <50 | <50 | <50 |
| 92493708 | MW-7_20200902 | MW-07 | 09/02/2020 | <5 | <0.5 | <0.5 | <0.5 | <0.5 | <0.5 | <1 | <0.5 | <1 | <0.5 | <0.5 | <0.5 | <0.5 | <0.5 | <2 | <0.5 | <2 | <0.5 | <2 | <0.5 | <0.5 | <0.5 | <0.5 | <0.5 | <1 | <0.5 | <0.5 | <1 | <1.5 | <1 | <0.5 | <100 | <100 | <100 | <100 |
| 92501960 | MW-7_20201023 | MW-07 | 10/23/2020 | **73.1** | <0.5 | <0.5 | <0.5 | <0.5 | <0.5 | <1 | <0.5 | <1 | <0.5 | <0.5 | <0.5 | <0.5 | <0.5 | <2 | <0.5 | <2 | <0.5 | <2 | <0.5 | <0.5 | <0.5 | **1.0** | <0.5 | <1 | <0.5 | <0.5 | <1 | <1.5 | <1 | <0.5 | <100 | <100 | <100 | <100 |
| 92508536 | MW-7_20201130 | MW-07 | 11/30/2020 | **35.3** | <0.5 | <0.5 | <0.5 | <0.5 | <0.5 | <1 | <0.5 | <1 | <0.5 | <0.5 | <0.5 | <0.5 | <0.5 | <2 | <0.5 | <2 | <0.5 | <2 | <0.5 | <0.5 | <0.5 | <0.5 | <0.5 | <1 | <0.5 | <0.5 | <1 | <1.5 | <1 | <0.5 | <100 | <100 | <100 | <100 |
| 92514598 | MW-7_20210104 | MW-07 | 01/04/2021 | **78** | <0.5 | <0.5 | <0.5 | <0.5 | <0.5 | <1 | <0.5 | <1 | <0.5 | <0.5 | <0.5 | <0.5 | <0.5 | <2 | <0.5 | <2 | <0.5 | <2 | <0.5 | <0.5 | <0.5 | <0.5 | <0.5 | <1 | <0.5 | <0.5 | <1 | <1.5 | <1 | <0.5 | <100 | <100 | <100 | <100 |
| 92521871 | MW-7_20210211 | MW-07 | 02/11/2021 | **57.1** | **3.6** | <0.5 | <0.5 | <0.5 | <0.5 | <1 | <0.5 | <1 | <0.5 | <0.5 | <0.5 | <0.5 | **4.0** | <2 | <0.5 | <2 | <0.5 | <2 | **0.66** | <0.5 | <0.5 | **24.3** | <0.5 | <1 | **0.6** | <0.5 | <1 | **12.7** | **7.4** | **5.3** | <100 | <100 | <100 | **182** |
| 92526977 | MW-07_20210310 | MW-07 | 03/10/2021 | <5 | <0.5 | <0.5 | <0.5 | <0.5 | <0.5 | <1 | <0.5 | <1 | <0.5 | <0.5 | <0.5 | <0.5 | <0.5 | <2 | <0.5 | <2 | <0.5 | <2 | <0.5 | <0.5 | <0.5 | <0.5 | <0.5 | <1 | <0.5 | <0.5 | <1 | <1.5 | <1 | <0.5 | <100 | <100 | <100 | <100 |
| 92532417 | MW-07_20210408 | MW-07 | 04/08/2021 | **6.7** | <0.5 | <0.5 | <0.5 | <0.5 | <0.5 | <1 | <0.5 | <1 | <0.5 | <0.5 | <0.5 | <0.5 | <0.5 | <2 | <0.5 | <2 | <0.5 | <2 | <0.5 | <0.5 | <0.5 | <0.5 | <0.5 | <1 | <0.5 | <0.5 | <1 | <1.5 | <1 | <0.5 | <50 | <50 | <50 | <50 |
| 92537489 | MW-07_20210506 | MW-07 | 05/06/2021 | <5 | <0.5 | <0.5 | <0.5 | <0.5 | <0.5 | <1 | <0.5 | <1 | <0.5 | <0.5 | <0.5 | <0.5 | <0.5 | <2 | <0.5 | <2 | <0.5 | <2 | <0.5 | <0.5 | <0.5 | <0.5 | <0.5 | <1 | <0.5 | <0.5 | <1 | <1.5 | <1 | <0.5 | <50 | <50 | <50 | <50 |
| 92542375 | MW-07_20210603 | MW-07 | 06/03/2021 | <5 | <0.5 | <0.5 | <0.5 | <0.5 | <0.5 | <1 | <0.5 | <1 | <0.5 | <0.5 | <0.5 | <0.5 | <0.5 | <2 | <0.5 | <2 | <0.5 | <2 | <0.5 | <0.5 | <0.5 | <0.5 | <0.5 | <1 | <0.5 | <0.5 | <1 | <1.5 | <1 | <0.5 | <50 | <50 | <50 | <50 |
| 92548527 | MW-07_20210708 | MW-07 | 07/08/2021 | <5 | <0.5 | <0.5 | <0.5 | <0.5 | <0.5 | <1 | <0.5 | <1 | <0.5 | <0.5 | <0.5 | <0.5 | <0.5 | <2 | <0.5 | <2 | <0.5 | <2 | <0.5 | <0.5 | <0.5 | <0.5 | <0.5 | <1 | <0.5 | <0.5 | <1 | <1.5 | <1 | <0.5 | <50 | <50 | <50 | <50 |
| 92554137 | MW-07_20210805 | MW-07 | 08/05/2021 | <5 | **0.79** | <0.5 | <0.5 | <0.5 | <0.5 | <1 | <0.5 | <1 | <0.5 | <0.5 | <0.5 | <0.5 | **1.4** | <2 | <0.5 | <2 | <0.5 | <2 | <0.5 | <0.5 | <0.5 | **8.3** | <0.5 | <1 | **0.79** | <0.5 | <1 | **7.7** | **5** | **2.7** | <50 | <50 | <50 | **67.4** |
| 92559014 | MW-07_20210901 | MW-07 | 09/01/2021 | <5 | **53.3** | <2 | <2 | <2 | <2 | <4 | <2 | <4 | <2 | <2 | <2 | <0.5 | **43.5** | <8 | <2 | <8 | **2.6** | **5.7J** | <2 | <2 | <2 | **428** | <2 | <4 | **23.1** | <2 | <4 | **282** | **160** | **122** | **2,800** | **742** | **104** | **3,640** |
| 92561826 | MW-07_20210916 | MW-07 | 09/16/2021 | <5 | **80.4** | <2 | <2 | <2 | <2 | <4 | <2 | <4 | <2 | <2 | <2 | **3.2** | **92.4** | <8 | **2.7** | <8 | <2 | **19.1J** | **6.4** | <2 | <2 | **778** | <2 | <4 | **56.2** | **15.3** | <4 | **551** | **342** | **209** | **4,730** | **1400** | <200 | **6,320** |
| 92563804 | MW-07_20210928 | MW-07 | 09/28/2021 | <5 | **23** | <0.5 | <0.5 | <0.5 | **0.14J** | <0.5 | <0.5 | <0.6 | <0.5 | <0.5 | <0.5 | **1.5** | **59** | <0.6 | **1.7** | <5 | <0.5 | **2.5** | **2.9** | <0.5 | <0.5 | **290** | <0.5 | <0.5 | **32** | **12** | <0.5 | **360** | **230** | **130** | **1,100** | <100 | **150** | NA |
| 92494322 | MW-8_20200903 | MW-08 | 09/03/2020 | <5 | <0.5 | <0.5 | **2.5** | <0.5 | <0.5 | <1 | **15.5** | <1 | <0.5 | **3.8** | <0.5 | <0.5 | <0.5 | <2 | <0.5 | <2 | <0.5 | <2 | <0.5 | <0.5 | <0.5 | **2.3** | <0.5 | <1 | <0.5 | <0.5 | <1 | **1.78** | **1.2** | **0.58** | <100 | <100 | <100 | <100 |
| 92495239 | MW-08_20200913 | MW-08 | 09/13/2020 | <5 | <0.5 | <0.5 | **1.6** | <0.5 | <0.5 | <1 | **12.8** | <1 | <0.5 | <0.5 | <0.5 | <0.5 | <0.5 | <2 | <0.5 | <2 | <0.5 | <2 | <0.5 | <0.5 | <0.5 | **0.56** | <0.5 | <1 | <0.5 | <0.5 | <1 | <1.5 | <1 | <0.5 | <100 | <100 | <100 | <100 |
| 92501345 | MW-08_20201020 | MW-08 | 10/20/2020 | **11.2** | <0.5 | <0.5 | <0.5 | <0.5 | <0.5 | <1 | **3.5** | <1 | <0.5 | <0.5 | <0.5 | <0.5 | <0.5 | <2 | <0.5 | <2 | <0.5 | <2 | <0.5 | <0.5 | <0.5 | <0.5 | <0.5 | <1 | <0.5 | <0.5 | <1 | <1.5 | <1 | <0.5 | <100 | <100 | <100 | <100 |
| 92508886 | MW-8_20201201 | MW-08 | 12/02/2020 | **9.7** | <0.5 | <0.5 | <0.5 | <0.5 | <0.5 | <1 | **0.96** | <1 | <0.5 | <0.5 | <0.5 | <0.5 | <0.5 | <2 | <0.5 | <2 | <0.5 | <2 | <0.5 | <0.5 | <0.5 | <0.5 | <0.5 | <1 | <0.5 | <0.5 | <1 | <1.5 | <1 | <0.5 | <100 | <100 | <100 | <100 |
| 92515216 | MW-08_20210106 | MW-08 | 01/06/2021 | **10** | <0.5 | <0.5 | <0.5 | <0.5 | <0.5 | <1 | **0.93** | <1 | <0.5 | <0.5 | <0.5 | <0.5 | <0.5 | <2 | <0.5 | <2 | <0.5 | <2 | <0.5 | <0.5 | <0.5 | <0.5 | <0.5 | <1 | <0.5 | <0.5 | <1 | <1.5 | <1 | <0.5 | <100 | <100 | <100 | <100 |
| 92522126 | MW-8_20210212 | MW-08 | 02/12/2021 | <5 | <0.5 | <0.5 | <0.5 | <0.5 | <0.5 | <1 | **0.77** | <1 | <0.5 | <0.5 | <0.5 | <0.5 | <0.5 | <2 | <0.5 | <2 | <0.5 | <2 | <0.5 | <0.5 | <0.5 | <0.5 | <0.5 | <1 | <0.5 | <0.5 | <1 | <1.5 | <1 | <0.5 | <100 | <100 | <100 | <100 |
| 92527474 | MW-08_20210312 | MW-08 | 03/12/2021 | <5 | <0.5 | <0.5 | <0.5 | <0.5 | <0.5 | <1 | **0.87** | <1 | <0.5 | <0.5 | <0.5 | <0.5 | <0.5 | <2 | <0.5 | <2 | <0.5 | <2 | <0.5 | <0.5 | <0.5 | <0.5 | <0.5 | <1 | <0.5 | <0.5 | <1 | <1.5 | <1 | <0.5 | <50 | <50 | <50 | <50 |
| 92531580 | MW-08_20210406 | MW-08 | 04/06/2021 | <5 | <0.5 | <0.5 | <0.5 | <0.5 | <0.5 | <1 | **0.70** | <1 | <0.5 | <0.5 | <0.5 | <0.5 | <0.5 | <2 | <0.5 | <2 | <0.5 | <2 | <0.5 | <0.5 | <0.5 | <0.5 | <0.5 | <1 | <0.5 | <0.5 | <1 | <1.5 | <1 | <0.5 | <50 | <50 | <50 | <50 |
| 92536726 | MW-08_20210504 | MW-08 | 05/04/2021 | <5 | <0.5 | <0.5 | <0.5 | <0.5 | <0.5 | <1 | **0.50** | <1 | <0.5 | <0.5 | <0.5 | <0.5 | <0.5 | <2 | <0.5 | <2 | <0.5 | <2 | <0.5 | <0.5 | <0.5 | <0.5 | <0.5 | <1 | <0.5 | <0.5 | <1 | <1.5 | <1 | <0.5 | <50 | <50 | <50 | <50 |
| 92542350 | MW-08_20210603 | MW-08 | 06/03/2021 | <5 | <0.5 | <0.5 | <0.5 | <0.5 | <0.5 | <1 | **0.49J** | <1 | <0.5 | <0.5 | <0.5 | <0.5 | <0.5 | <2 | <0.5 | <2 | <0.5 | <2 | <0.5 | <0.5 | <0.5 | <0.5 | <0.5 | <1 | <0.5 | <0.5 | <1 | <1.5 | <1 | <0.5 | <50 | <50 | <50 | <50 |
| 92547899 | MW-08_20210706 | MW-08 | 07/06/2021 | <5 | <0.5 | <0.5 | <0.5 | <0.5 | <0.5 | <1 | **0.5J** | <1 | <0.5 | <0.5 | <0.5 | <0.5 | <0.5 | <2 | <0.5 | <2 | <0.5 | <2 | <0.5 | <0.5 | <0.5 | <0.5 | <0.5 | <1 | <0.5 | <0.5 | <1 | <1.5 | <1 | <0.5 | <50 | <50 | <50 | <50 |
| 92553185 | MW-08_20210803 | MW-08 | 08/03/2021 | <5 | <0.5 | <0.5 | <0.5 | <0.5 | <0.5 | <1 | **0.41J** | <1 | <0.5 | <0.5 | <0.5 | <0.5 | <0.5 | <2 | <0.5 | <2 | <0.5 | <2 | <0.5 | <0.5 | <0.5 | <0.5 | <0.5 | <1 | <0.5 | <0.5 | <1 | <1.5 | <1 | <0.5 | <50 | <50 | <50 | <50 |
| 92558740 | MW-08_20210831 | MW-08 | 08/31/2021 | <5 | <0.5 | <0.5 | <0.5 | <0.5 | <0.5 | <1 | **0.45J** | <1 | <0.5 | <0.5 | <0.5 | <0.5 | <0.5 | <2 | <0.5 | <2 | <0.5 | <2 | <0.5 | <0.5 | <0.5 | <0.5 | <0.5 | <1 | <0.5 | <0.5 | <1 | <1.5 | <1 | <0.5 | <50 | <50 | <50 | <50 |
| 92564678 | MW-08_20211004 | MW-08 | 10/04/2021 | <5.0 | <0.5 | <0.5 | <0.5 | <0.5 | <0.5 | <0.5 | **0.23J** | <0.6 | <0.5 | <0.5 | <0.5 | <0.5 | <0.5 | <0.6 | <0.5 | <5 | <0.5 | <0.5 | <0.5 | <0.5 | <0.5 | <0.5 | <0.5 | <0.5 | <0.5 | <0.5 | <0.5 | <1.5 | <1 | <0.5 | <100 | <100 | <100 | NA |
| 92569882 | MW-08_20211101 | MW-08 | 11/01/2021 | <5 | <0.5 | <0.5 | <0.5 | <0.5 | <0.5 | <1 | <0.5 | <1 | <0.5 | <0.5 | <0.5 | <0.5 | <0.5 | <2 | <0.5 | <2 | <0.5 | <2 | <0.5 | <0.5 | <0.5 | <0.5 | <0.5 | <1 | <0.5 | <0.5 | <1 | <1.5 | <1 | <0.5 | <50 | <50 | <50 | <50 |
| 92575208 | MW-08_20211201 | MW-08 | 12/01/2021 | <5 | <0.5 | <0.5 | <0.5 | <0.5 | <0.5 | <1 | <0.5 | <1 | <0.5 | <0.5 | <0.5 | <0.5 | <0.5 | <2 | <0.5 | <2 | <0.5 | <2 | <0.5 | <0.5 | <0.5 | <0.5 | <0.5 | <1 | <0.5 | <0.5 | <1 | <1.5 | <1 | <0.5 | <50 | <50 | <50 | <50 |
| 92580645<br>92580644 | MW-08_20220103 | MW-08 | 01/03/2022 | **0.15J** | <0.5 | <0.5 | <0.5 | <0.5 | <0.5 | <1 | <0.5 | <1 | <0.5 | <0.5 | <0.5 | <0.5 | <0.5 | <2 | <0.5 | <2 | <0.5 | <2 | <0.5 | <0.5 | <0.5 | <0.5 | <0.5 | <1 | <0.5 | <0.5 | <1 | <1.5 | <1 | <0.5 | <50 | <50 | <50 | <50 |
| 92493708 | MW-9_20200902 | MW-09 | 09/02/2020 | <5 | <0.5 | <0.5 | <0.5 | <0.5 | <0.5 | <1 | <0.5 | <1 | <0.5 | <0.5 | <0.5 | <0.5 | <0.5 | <2 | <0.5 | <2 | <0.5 | <2 | <0.5 | <0.5 | <0.5 | <0.5 | <0.5 | <1 | <0.5 | <0.5 | <1 | <1.5 | <1 | <0.5 | <100 | <100 | <100 | <100 |
| 92495241 | MW-09_20200913 | MW-09 | 09/13/2020 | <5 | <0.5 | <0.5 | <0.5 | <0.5 | <0.5 | <1 | <0.5 | <1 | <0.5 | <0.5 | <0.5 | <0.5 | <0.5 | <2 | <0.5 | <2 | <0.5 | <2 | <0.5 | <0.5 | <0.5 | <0.5 | <0.5 | <1 | <0.5 | <0.5 | <1 | <1.5 | <1 | <0.5 | <100 | <100 | <100 | <100 |
| 92501616 | MW-9_20201021 | MW-09 | 10/21/2020 | <5 | <0.5 | <0.5 | <0.5 | <0.5 | <0.5 | <1 | <0.5 | <1 | <0.5 | <0.5 | <0.5 | <0.5 | <0.5 | <2 | <0.5 | <2 | <0.5 | <2 | <0.5 | <0.5 | <0.5 | <0.5 | <0.5 | <1 | <0.5 | <0.5 | <1 | <1.5 | <1 | <0.5 | <100 | <100 | <100 | <100 |
| 92508536 | MW-09_20201130 | MW-09 | 11/30/2020 | **7.2** | <0.5 | <0.5 | <0.5 | <0.5 | <0.5 | <1 | <0.5 | <1 | <0.5 | <0.5 | <0.5 | <0.5 | <0.5 | <2 | <0.5 | <2 | <0.5 | <2 | <0.5 | <0.5 | <0.5 | <0.5 | <0.5 | <1 | <0.5 | <0.5 | <1 | <1.5 | <1 | <0.5 | <100 | <100 | <100 | <100 |
| 92514598 | MW-9_20210104 | MW-09 | 01/04/2021 | **5.1** | <0.5 | <0.5 | <0.5 | <0.5 | <0.5 | <1 | <0.5 | <1 | <0.5 | <0.5 | <0.5 | <0.5 | <0.5 | <2 | <0.5 | <2 | <0.5 | <2 | <0.5 | <0.5 | <0.5 | <0.5 | <0.5 | <1 | <0.5 | <0.5 | <1 | <1.5 | <1 | <0.5 | <100 | <100 | <100 | <100 |

**Table 5A**
**Summary of Monitoring Well Sampling Results**

Colonial Pipeline Company
2020-L1-SR2448
Huntersville, North Carolina

| Lab Report Number | Sample ID | Well ID | Sample Date | Metals (µg/L) | VOCs (µg/L) | | | | | | | | | | | | | | | | | | | | | | | | | | | | MADEP VPH (µg/L) | | | |
|---|---|---|---|---|---|---|---|---|---|---|---|---|---|---|---|---|---|---|---|---|---|---|---|---|---|---|---|---|---|---|---|---|---|---|---|---|
| | | | | Lead | Benzene | Bromochloromethane | Bromodichloromethane | n-Butylbenzene | sec-Butylbenzene | Chloroethane | Chloroform | Chloromethane | 2-Chlorotoluene | Dibromochloromethane | 1,2-Dichloroethane | Diisopropyl ether | Ethylbenzene | Hexachloro-1,3-butadiene | Isopropylbenzene (Cumene) | Methylene Chloride | Methyl-tert-butyl ether | Naphthalene | n-Propylbenzene | Styrene | Tetrachloroethene | Toluene | Trichloroethene | Trichlorofluoromethane | 1,2,4-Trimethylbenzene | 1,3,5-Trimethylbenzene | Vinyl chloride | Xylene (Total) | m&p-Xylene | o-Xylene | C5 - C8 Aliphatics | C9 - C12 Aliphatics | C9 - C10 Aromatics | VPH (Total) |
| **NCAC 2L Standards** | | | | **15** | **1** | **NE** | **0.6** | **70** | **70** | **3000** | **70** | **3** | **100** | **0.4** | **0.4** | **70** | **600** | **0.4** | **70** | **5** | **20** | **6** | **70** | **70** | **0.7** | **600** | **3** | **2000** | **400** | **400** | **0.03** | **500** | **500** | **500** | **400** | **700** | **200** | **NE** |
| **IMAC Standards** | | | | -- | -- | -- | -- | -- | -- | -- | -- | -- | -- | -- | -- | -- | -- | -- | -- | -- | -- | -- | -- | -- | -- | -- | -- | -- | -- | -- | -- | -- | -- | -- | -- | -- | -- |
| 92521237 | MW-9_20210209 | MW-09 | 02/09/2021 | <5 | <0.5 | <0.5 | <0.5 | <0.5 | <0.5 | <1 | <0.5 | <1 | <0.5 | <0.5 | <0.5 | <0.5 | <0.5 | <2 | <0.5 | <2 | <0.5 | <2 | <0.5 | <0.5 | <0.5 | <0.5 | <0.5 | <1 | <0.5 | <0.5 | <1 | <1.5 | <1 | <0.5 | <100 | <100 | <100 | <100 |
| 92527327 | MW-09_20210311 | MW-09 | 03/11/2021 | <5 | <0.5 | <0.5 | <0.5 | <0.5 | <0.5 | <1 | <0.5 | <1 | <0.5 | <0.5 | <0.5 | <0.5 | <0.5 | <2 | <0.5 | <2 | <0.5 | <2 | <0.5 | <0.5 | <0.5 | <0.5 | <0.5 | <1 | <0.5 | <0.5 | <1 | <1.5 | <1 | <0.5 | <50 | <50 | <50 | <50 |
| 92532417 | MW-09_20210409 | MW-09 | 04/09/2021 | <5 | <0.5 | <0.5 | <0.5 | <0.5 | <0.5 | <1 | <0.5 | <1 | <0.5 | <0.5 | <0.5 | <0.5 | <0.5 | <2 | <0.5 | <2 | <0.5 | <2 | <0.5 | <0.5 | <0.5 | <0.5 | <0.5 | <1 | <0.5 | <0.5 | <1 | <1.5 | <1 | <0.5 | <50 | <50 | <50 | <50 |
| 92541993 | MW-09_20210602 | MW-09 | 06/02/2021 | <5 | <0.5 | <0.5 | <0.5 | <0.5 | <0.5 | <1 | <0.5 | <1 | <0.5 | <0.5 | <0.5 | <0.5 | <0.5 | <2 | <0.5 | <2 | <0.5 | <2 | <0.5 | <0.5 | <0.5 | <0.5 | <0.5 | <1 | <0.5 | <0.5 | <1 | <1.5 | <1 | <0.5 | <50 | <50 | <50 | <50 |
| 92548787 | MW-09_20210709 | MW-09 | 07/09/2021 | <5 | <0.5 | <0.5 | <0.5 | <0.5 | <0.5 | <1 | <0.5 | <1 | <0.5 | <0.5 | <0.5 | <0.5 | <0.5 | <2 | <0.5 | <2 | <0.5 | <2 | <0.5 | <0.5 | <0.5 | <0.5 | <0.5 | <1 | <0.5 | <0.5 | <1 | <1.5 | <1 | <0.5 | <50 | <50 | <50 | <50 |
| 92553563 | MW-09_20210804 | MW-09 | 08/04/2021 | <5 | <0.5 | <0.5 | <0.5 | <0.5 | <0.5 | <1 | <0.5 | <1 | <0.5 | <0.5 | <0.5 | <0.5 | <0.5 | **4.2** | <0.5 | <2 | <0.5 | <2 | <0.5 | <0.5 | <0.5 | <0.5 | <0.5 | <1 | <0.5 | <0.5 | <1 | <1.5 | <1 | <0.5 | <50 | <50 | <50 | <50 |
| 92559360 | MW-09_20210902 | MW-09 | 09/02/2021 | <5 | <0.5 | <0.5 | <0.5 | <0.5 | <0.5 | <1 | <0.5 | <1 | <0.5 | <0.5 | <0.5 | <0.5 | <0.5 | <2 | <0.5 | <2 | <0.5 | <2 | <0.5 | <0.5 | <0.5 | <0.5 | <0.5 | <1 | <0.5 | <0.5 | <1 | <1.5 | <1 | <0.5 | <50 | <50 | <50 | <50 |
| 92564084 | MW-09_20210929 | MW-09 | 09/29/2021 | <5.0 | <0.5 | <0.5 | <0.5 | <0.5 | <0.5 | <0.5 | <0.5 | <2 | <0.5 | <0.5 | <0.5 | <0.5 | <0.5 | <0.6 | <0.5 | <5 | <0.5 | <0.5 | <0.5 | <0.5 | <0.5 | <0.5 | <0.5 | <0.5 | <0.5 | <0.5 | <0.5 | <1.5 | <1 | <0.5 | <100 | <100 | <100 | NA |
| 92564084 | DUP-1-20210929 | MW-09 | 09/29/2021 | <5 | <0.5 | <0.5 | <0.5 | <0.5 | <0.5 | <0.5 | <0.5 | <0.6 | <0.5 | <0.5 | <0.5 | <0.5 | <0.5 | <0.6 | <0.5 | <5 | <0.5 | <0.5 | <0.5 | <0.5 | <0.5 | <0.5 | <0.5 | <0.5 | <0.5 | <0.5 | <0.5 | <1.5 | <1 | <0.5 | <100 | <100 | <100 | NA |
| 92570816 | MW-09_20211104 | MW-09 | 11/04/2021 | <5 | <0.5 | <0.5 | <0.5 | <0.5 | <0.5 | <1 | <0.5 | <1 | <0.5 | <0.5 | <0.5 | <0.5 | <0.5 | <2 | <0.5 | <2 | <0.5 | <2 | <0.5 | <0.5 | <0.5 | <0.5 | <0.5 | <1 | <0.5 | <0.5 | <1 | <1.5 | <1 | <0.5 | <50 | <50 | <50 | <50 |
| 92575654 | MW-09_20211202 | MW-09 | 12/02/2021 | <5 | <0.5 | <0.5 | <0.5 | <0.5 | <0.5 | <1 | <0.5 | <1 | <0.5 | <0.5 | <0.5 | <0.5 | <0.5 | <2 | <0.5 | <2 | <0.5 | <2 | <0.5 | <0.5 | <0.5 | <0.5 | <0.5 | <1 | <0.5 | <0.5 | <1 | <1.5 | <1 | <0.5 | <50 | <50 | <50 | <50 |
| 92583376 | MW-09_20220106 | MW-09 | 01/06/2022 | **0.09J** | <0.5 | <0.5 | <0.5 | <0.5 | <0.5 | <1 | <0.5 | <1 | <0.5 | <0.5 | <0.5 | <0.5 | <0.5 | <2 | <0.5 | <2 | <0.5 | <2 | <0.5 | <0.5 | <0.5 | <0.5 | <0.5 | <1 | <0.5 | <0.5 | <1 | <1.5 | <1 | <0.5 | <50 | <50 | <50 | <50 |
| 92493864 | MW-11_20200903 | MW-11 | 09/03/2020 | <5 | <0.5 | <0.5 | **2.1** | <0.5 | <0.5 | <1 | **18.3** | <1 | <0.5 | **3.7** | <0.5 | <0.5 | <0.5 | <2 | <0.5 | <2 | <0.5 | <2 | <0.5 | <0.5 | **4.1** | **1.2** | <0.5 | <1 | **1** | <0.5 | <1 | **2.55** | **1.8** | **0.75** | <100 | <100 | <100 | <100 |
| 92495244 | MW-11_20200913 | MW-11 | 09/13/2020 | <5 | <0.5 | <0.5 | <0.5 | <0.5 | <0.5 | <1 | **6.3** | <1 | <0.5 | <0.5 | <0.5 | <0.5 | <0.5 | <2 | <0.5 | <2 | <0.5 | <2 | <0.5 | <0.5 | **1.9** | <0.5 | <0.5 | <1 | <0.5 | <0.5 | <1 | <1.5 | <1 | <0.5 | <100 | <100 | <100 | <100 |
| 92501344 | MW-11_20201020 | MW-11 | 10/20/2020 | **17.8** | **1,740** | <20 | <20 | <20 | <20 | <40 | <20 | <40 | <20 | <20 | <20 | **172** | **286** | <80 | <20 | **99.8** | **29.5** | <80 | <20 | <20 | <20 | **4,370** | <20 | <40 | **265** | <20 | <40 | **1,755** | **1,110** | **645** | **16,700** | **4,580** | **1,370** | **5,950** |
| 92493708 | MW-12_20200902 | MW-12 | 09/02/2020 | <25 | <0.5 | <0.5 | <0.5 | <0.5 | <0.5 | <1 | <0.5 | <1 | <0.5 | <0.5 | <0.5 | <0.5 | <0.5 | <2 | <0.5 | <2 | <0.5 | <2 | <0.5 | <0.5 | <0.5 | <0.5 | <0.5 | <1 | <0.5 | <0.5 | <1 | <1.5 | <1 | <0.5 | <100 | <100 | <100 | <100 |
| 92501616 | MW-12_20201021 | MW-12 | 10/21/2020 | <5 | <0.5 | <0.5 | <0.5 | <0.5 | <0.5 | <1 | <0.5 | <1 | <0.5 | <0.5 | <0.5 | <0.5 | <0.5 | <2 | <0.5 | <2 | <0.5 | <2 | <0.5 | <0.5 | <0.5 | <0.5 | <0.5 | <1 | <0.5 | <0.5 | <1 | <1.5 | <1 | <0.5 | <100 | <100 | <100 | <100 |
| 92508536 | MW-12_20201130 | MW-12 | 11/30/2020 | **8.7** | <0.5 | <0.5 | <0.5 | <0.5 | <0.5 | <1 | <0.5 | <1 | <0.5 | <0.5 | <0.5 | <0.5 | <0.5 | <2 | <0.5 | <2 | <0.5 | <2 | <0.5 | <0.5 | <0.5 | <0.5 | <0.5 | <1 | <0.5 | <0.5 | <1 | <1.5 | <1 | <0.5 | <100 | <100 | <100 | <100 |
| 92514598 | MW-12_20210104 | MW-12 | 01/04/2021 | <5 | <0.5 | <0.5 | <0.5 | <0.5 | <0.5 | <1 | <0.5 | <1 | <0.5 | <0.5 | <0.5 | <0.5 | <0.5 | <2 | <0.5 | <2 | <0.5 | <2 | <0.5 | <0.5 | <0.5 | <0.5 | <0.5 | <1 | <0.5 | <0.5 | <1 | <1.5 | <1 | <0.5 | <100 | <100 | <100 | <100 |
| 92520901 | MW-12_20210208 | MW-12 | 02/08/2021 | <5 | <0.5 | <0.5 | <0.5 | <0.5 | <0.5 | <1 | <0.5 | <1 | <0.5 | <0.5 | <0.5 | <0.5 | <0.5 | <2 | <0.5 | <2 | <0.5 | <2 | <0.5 | <0.5 | <0.5 | <0.5 | <0.5 | <1 | <0.5 | <0.5 | <1 | <1.5 | <1 | <0.5 | <100 | <100 | <100 | <100 |
| 92527327 | MW-12_20210311 | MW-12 | 03/11/2021 | <5 | <0.5 | <0.5 | <0.5 | <0.5 | <0.5 | <1 | <0.5 | <1 | <0.5 | <0.5 | <0.5 | <0.5 | <0.5 | <2 | <0.5 | <2 | <0.5 | <2 | <0.5 | <0.5 | <0.5 | <0.5 | <0.5 | <1 | <0.5 | <0.5 | <1 | <1.5 | <1 | <0.5 | <50 | <50 | <50 | <50 |
| 92532417 | MW-12_20210408 | MW-12 | 04/08/2021 | <5 | <0.5 | <0.5 | <0.5 | <0.5 | <0.5 | <1 | <0.5 | <1 | <0.5 | <0.5 | <0.5 | <0.5 | <0.5 | <2 | <0.5 | <2 | <0.5 | <2 | <0.5 | <0.5 | <0.5 | <0.5 | <0.5 | <1 | <0.5 | <0.5 | <1 | <1.5 | <1 | <0.5 | <50 | <50 | <50 | <50 |
| 92537784 | MW-12_20210507 | MW-12 | 05/07/2021 | <5 | <0.5 | <0.5 | <0.5 | <0.5 | <0.5 | <1 | <0.5 | <1 | <0.5 | <0.5 | <0.5 | <0.5 | <0.5 | <2 | <0.5 | <2 | <0.5 | <2 | <0.5 | <0.5 | <0.5 | <0.5 | <0.5 | <1 | <0.5 | <0.5 | <1 | <1.5 | <1 | <0.5 | <50 | <50 | <50 | <50 |
| 92537784 | DUP-1-20210507 | MW-12 | 05/07/2021 | <5 | <0.5 | <0.5 | <0.5 | <0.5 | <0.5 | <1 | <0.5 | <1 | <0.5 | <0.5 | <0.5 | <0.5 | <0.5 | <2 | <0.5 | <2 | <0.5 | <2 | <0.5 | <0.5 | <0.5 | <0.5 | <0.5 | <1 | <0.5 | <0.5 | <1 | <1.5 | <1 | <0.5 | <50 | <50 | <50 | <50 |
| 92542375 | MW-12_20210603 | MW-12 | 06/03/2021 | <5 | <0.5 | <0.5 | <0.5 | <0.5 | <0.5 | <1 | <0.5 | <1 | <0.5 | <0.5 | <0.5 | <0.5 | <0.5 | <2 | <0.5 | <2 | <0.5 | <2 | <0.5 | <0.5 | <0.5 | <0.5 | <0.5 | <1 | <0.5 | <0.5 | <1 | <1.5 | <1 | <0.5 | <50 | <50 | <50 | <50 |
| 92548787 | MW-12_20210709 | MW-12 | 07/09/2021 | <5 | <0.5 | <0.5 | <0.5 | <0.5 | <0.5 | <1 | <0.5 | <1 | <0.5 | <0.5 | <0.5 | <0.5 | <0.5 | <2 | <0.5 | <2 | <0.5 | <2 | <0.5 | <0.5 | <0.5 | <0.5 | <0.5 | <1 | <0.5 | <0.5 | <1 | <1.5 | <1 | <0.5 | <50 | <50 | <50 | <50 |
| 92554285 | MW-12_20210806 | MW-12 | 08/06/2021 | <5 | <0.5 | <0.5 | <0.5 | <0.5 | <0.5 | <1 | <0.5 | <1 | <0.5 | <0.5 | <0.5 | <0.5 | <0.5 | <2 | <0.5 | <2 | <0.5 | <2 | <0.5 | <0.5 | <0.5 | <0.5 | <0.5 | <1 | <0.5 | <0.5 | <1 | <1.5 | <1 | <0.5 | <50 | <50 | <50 | <50 |
| 92559014 | MW-12_20210901 | MW-12 | 09/01/2021 | <5 | <0.5 | <0.5 | <0.5 | <0.5 | <0.5 | <1 | <0.5 | <1 | <0.5 | <0.5 | <0.5 | <0.5 | <0.5 | <2 | <0.5 | <2 | <0.5 | <2 | <0.5 | <0.5 | <0.5 | <0.5 | <0.5 | <1 | <0.5 | <0.5 | <1 | <1.5 | <1 | <0.5 | <50 | <50 | <50 | <50 |
| 92563487 | MW-12_20210927 | MW-12 | 09/27/2021 | <5 | <0.5 | <0.5 | <0.5 | <0.5 | <0.5 | <0.5 | <0.5 | <1 | <0.5 | <0.5 | <0.5 | <0.5 | <0.5 | <0.6 | <0.5 | <5 | <0.5 | <0.5 | <0.5 | <0.5 | <0.5 | <0.5 | <0.5 | <0.5 | <0.5 | <0.5 | <0.5 | <1.5 | <1 | <0.5 | <100 | <100 | <100 | NA |
| 92570816 | MW-12_20211104 | MW-12 | 11/04/2021 | <5 | <0.5 | <0.5 | <0.5 | <0.5 | <0.5 | <1 | <0.5 | <1 | <0.5 | <0.5 | <0.5 | <0.5 | <0.5 | <2 | <0.5 | <2 | <0.5 | <2 | <0.5 | <0.5 | <0.5 | <0.5 | <0.5 | <1 | <0.5 | <0.5 | <1 | <1.5 | <1 | <0.5 | <50 | <50 | <50 | <50 |
| 92575654 | MW-12_20211202 | MW-12 | 12/02/2021 | <5 | <0.5 | <0.5 | <0.5 | <0.5 | <0.5 | <1 | <0.5 | <1 | <0.5 | <0.5 | <0.5 | <0.5 | <0.5 | <2 | <0.5 | <2 | <0.5 | <2 | <0.5 | <0.5 | <0.5 | <0.5 | <0.5 | <1 | <0.5 | <0.5 | <1 | <1.5 | <1 | <0.5 | <50 | <50 | <50 | <50 |
| 92581742 | MW-12_20220107 | MW-12 | 01/07/2022 | **6.7** | <0.5 | <0.5 | <0.5 | <0.5 | <0.5 | <1 | <0.5 | <1 | <0.5 | <0.5 | <0.5 | <0.5 | <0.5 | <2 | <0.5 | <2 | <0.5 | <2 | <0.5 | <0.5 | <0.5 | <0.5 | <0.5 | <1 | <0.5 | <0.5 | <1 | <1.5 | <1 | <0.5 | <50 | <50 | <50 | <50 |
| 92495627 | MW-13_20200915 | MW-13 | 09/15/2020 | <5 | <0.5 | <0.5 | **2.2** | <0.5 | <0.5 | <1 | **21.7** | <1 | <0.5 | **0.54** | <0.5 | <0.5 | <0.5 | <2 | <0.5 | <2 | <0.5 | <2 | <0.5 | <0.5 | **4.4** | **1.5** | <0.5 | <1 | **0.76** | <0.5 | <1 | **2.72** | **1.8** | **0.92** | <100 | <100 | <100 | <100 |
| 92499587 | MW-13_20201007 | MW-13 | 10/07/2020 | <5 | <0.5 | <0.5 | **0.55** | <0.5 | <0.5 | <1 | **15.1** | <1 | <0.5 | <0.5 | <0.5 | <0.5 | <0.5 | <2 | <0.5 | <2 | <0.5 | <2 | <0.5 | <0.5 | **2.8** | **0.53** | <0.5 | <1 | <0.5 | <0.5 | <1 | <1.5 | <1 | <0.5 | <100 | <100 | <100 | <100 |
| 92501345 | MW-13_20201020 | MW-13 | 10/20/2020 | <5 | <0.5 | <0.5 | <0.5 | <0.5 | <0.5 | <1 | **5.1** | <1 | <0.5 | <0.5 | <0.5 | <0.5 | <0.5 | <2 | <0.5 | <2 | <0.5 | <2 | <0.5 | <0.5 | **1.2** | **0.97** | <0.5 | <1 | <0.5 | <0.5 | <1 | <1.5 | <1 | <0.5 | <100 | <100 | <100 | <100 |
| 92509251 | MW-13_20201202 | MW-13 | 12/02/2020 | <5 | <0.5 | <0.5 | <0.5 | <0.5 | <0.5 | <1 | **6.2** | <1 | <0.5 | <0.5 | <0.5 | <0.5 | <0.5 | <2 | <0.5 | <2 | <0.5 | <2 | <0.5 | <0.5 | **1.1** | <0.5 | <0.5 | <1 | <0.5 | <0.5 | <1 | <1.5 | <1 | <0.5 | <100 | <100 | <100 | <100 |
| 92515216 | MW-13_20210106 | MW-13 | 01/06/2021 | <5 | <0.5 | <0.5 | <0.5 | <0.5 | <0.5 | <1 | **4.6** | <1 | <0.5 | <0.5 | <0.5 | <0.5 | <0.5 | <2 | <0.5 | <2 | <0.5 | <2 | <0.5 | <0.5 | **0.85** | <0.5 | <0.5 | <1 | <0.5 | <0.5 | <1 | <1.5 | <1 | <0.5 | <100 | <100 | <100 | <100 |
| 92522126 | MW-13_20210212 | MW-13 | 02/12/2021 | <5 | <0.5 | <0.5 | <0.5 | <0.5 | <0.5 | <1 | **3** | <1 | <0.5 | <0.5 | <0.5 | <0.5 | <0.5 | <2 | <0.5 | <2 | <0.5 | <2 | <0.5 | <0.5 | **0.69** | <0.5 | <0.5 | <1 | <0.5 | <0.5 | <1 | <1.5 | <1 | <0.5 | <100 | <100 | <100 | <100 |
| 92527474 | MW-13_20210312 | MW-13 | 03/12/2021 | <5 | <0.5 | <0.5 | <0.5 | <0.5 | <0.5 | <1 | **4.6** | <1 | <0.5 | <0.5 | <0.5 | <0.5 | <0.5 | <2 | <0.5 | <2 | <0.5 | <2 | <0.5 | <0.5 | **1.1** | **0.64** | <0.5 | <1 | <0.5 | <0.5 | <1 | <1.5 | <1 | <0.5 | <50 | <50 | <50 | <50 |
| 92531580 | MW-13_20210406 | MW-13 | 04/06/2021 | <5 | <0.5 | <0.5 | <0.5 | <0.5 | <0.5 | <1 | **2.8** | <1 | <0.5 | <0.5 | <0.5 | <0.5 | <0.5 | <2 | <0.5 | <2 | <0.5 | <2 | <0.5 | <0.5 | **0.58** | **0.65** | <0.5 | <1 | <0.5 | <0.5 | <1 | <1.5 | <1 | <0.5 | <50 | <50 | <50 | <50 |
| 92537158 | MW-13_20210505 | MW-13 | 05/05/2021 | <5 | **0.65** | <0.5 | **0.37J** | <0.5 | <0.5 | <1 | **3.7** | <1 | <0.5 | <0.5 | <0.5 | <0.5 | <0.5 | <2 | <0.5 | <2 | <0.5 | <2 | <0.5 | <0.5 | **0.94** | <0.5 | <0.5 | <1 | <0.5 | <0.5 | <1 | <1 | <1 | <0.5 | <50 | <50 | <50 | <50 |
| 92541703 | MW-13_20210601 | MW-13 | 06/01/2021 | <5 | <0.5 | <0.5 | **0.58** | <0.5 | <0.5 | <1 | **5.3** | <1 | <0.5 | <0.5 | <0.5 | <0.5 | <0.5 | <2 | <0.5 | <2 | <0.5 | <2 | <0.5 | <0.5 | **1.1** | <0.5 | <0.5 | <1 | <0.5 | <0.5 | <1 | <1.5 | <1 | <0.5 | <50 | <50 | <50 | <50 |
| 92547899 | MW-13_20210706 | MW-13 | 07/06/2021 | <5 | <0.5 | <0.5 | <0.5 | <0.5 | <0.5 | <1 | **2.9J** | <1 | <0.5 | <0.5 | <0.5 | <0.5 | <0.5 | <2 | <0.5 | <2 | <0.5 | <2 | <0.5 | <0.5 | **0.59** | <0.5 | <0.5 | <1 | <0.5 | <0.5 | <1 | <1.5 | <1 | <0.5 | <50 | <50 | <50 | <50 |
| 92547899 | DUP-1-20210706 | MW-13 | 07/06/2021 | <5 | <0.5 | <0.5 | <0.5 | <0.5 | <0.5 | <1 | **3.0** | <1 | <0.5 | <0.5 | <0.5 | <0.5 | <0.5 | <2 | <0.5 | <2 | <0.5 | **0.73J** | <0.5 | <0.5 | **0.58** | <0.5 | <0.5 | <1 | <0.5 | <0.5 | <1 | **1.2J** | **0.75J** | **0.45J** | <50 | <50 | <50 | <50 |
| 92553185 | MW-13_20210803 | MW-13 | 08/03/2021 | <5 | <0.5 | <0.5 | <0.5 | <0.5 | <0.5 | <1 | **1.8** | <1 | <0.5 | <0.5 | <0.5 | <0.5 | <0.5 | <2 | <0.5 | <2 | <0.5 | <2 | <0.5 | <0.5 | <0.5 | <0.5 | <0.5 | <1 | <0.5 | <0.5 | <1 | <1.5 | <1 | <0.5 | <50 | <50 | <50 | <50 |
| 92558740 | MW-13_20210831 | MW-13 | 08/31/2021 | <5 | <0.5 | <0.5 | <0.5 | <0.5 | <0.5 | <1 | **1.4** | <1 | <0.5 | <0.5 | <0.5 | <0.5 | <0.5 | <2 | <0.5 | <2 | <0.5 | <2 | <0.5 | <0.5 | <0.5 | <0.5 | <0.5 | <1 | <0.5 | <0.5 | <1 | <1.5 | <1 | <0.5 | <50 | <50 | <50 | <50 |
| 92564678 | MW-13_20211004 | MW-13 | 10/04/2021 | <5.0 | <0.5 | <0.5 | <0.5 | <0.5 | <0.5 | <0.5 | **0.72** | <0.6 | <0.5 | <0.5 | <0.5 | <0.5 | <0.5 | <0.6 | <0.5 | <5 | <0.5 | <0.5 | <0.5 | <0.5 | **0.24J** | <0.5 | <0.5 | <0.5 | <0.5 | <0.5 | <0.5 | <1.5 | <1 | <0.5 | <100 | <100 | <100 | NA |
| 92569882 | MW-13_20211101 | MW-13 | 11/01/2021 | **7.7** | <0.5 | <0.5 | <0.5 | <0.5 | <0.5 | <1 | **0.51** | <1 | <0.5 | <0.5 | <0.5 | <0.5 | <0.5 | <2 | <0.5 | <2 | <0.5 | <2 | <0.5 | <0.5 | <0.5 | <0.5 | <0.5 | <1 | <0.5 | <0.5 | <1 | <1.5 | <1 | <0.5 | <50 | <50 | <50 | <50 |
| 92574905 | MW-13_20211130 | MW-13 | 11/30/2021 | <5 | <0.5 | <0.5 | <0.5 | <0.5 | <0.5 | <1 | <0.5 | <1 | <0.5 | <0.5 | <0.5 | <0.5 | <0.5 | <2 | <0.5 | <2 | <0.5 | <2 | <0.5 | <0.5 | <0.5 | <0.5 | <0.5 | <1 | <0.5 | <0.5 | <1 | <1.5 | <1 | <0.5 | <50 | <50 | <50 | <50 |
| 92580645<br>92580644 | MW-13_20220103 | MW-13 | 01/03/2022 | <5 | <0.5 | <0.5 | <0.5 | <0.5 | <0.5 | <1 | <0.5 | <1 | <0.5 | <0.5 | <0.5 | <0.5 | <0.5 | <2 | <0.5 | <2 | <0.5 | <2 | <0.5 | <0.5 | <0.5 | <0.5 | <0.5 | <1 | <0.5 | <0.5 | <1 | <1.5 | <1 | <0.5 | <50 | <50 | <50 | <50 |

**Table 5A**
**Summary of Monitoring Well Sampling Results**

Colonial Pipeline Company
2020-L1-SR2448
Huntersville, North Carolina

| Lab Report Number | Sample ID | Well ID | Sample Date | Metals (µg/L) | VOCs (µg/L) | | | | | | | | | | | | | | | | | | | | | | | | | | | | MADEP VPH (µg/L) | | | |
|---|---|---|---|---|---|---|---|---|---|---|---|---|---|---|---|---|---|---|---|---|---|---|---|---|---|---|---|---|---|---|---|---|---|---|---|---|
| | | | | Lead | Benzene | Bromochloromethane | Bromodichloromethane | n-Butylbenzene | sec-Butylbenzene | Chloroethane | Chloroform | Chloromethane | 2-Chlorotoluene | Dibromochloromethane | 1,2-Dichloroethane | Diisopropyl ether | Ethylbenzene | Hexachloro-1,3-butadiene | Isopropylbenzene (Cumene) | Methylene Chloride | Methyl-tert-butyl ether | Naphthalene | n-Propylbenzene | Styrene | Tetrachloroethene | Toluene | Trichloroethene | Trichlorofluoromethane | 1,2,4-Trimethylbenzene | 1,3,5-Trimethylbenzene | Vinyl chloride | Xylene (Total) | m&p-Xylene | o-Xylene | C5 - C8 Aliphatics | C9 - C12 Aliphatics | C9 - C10 Aromatics | VPH (Total) |
| **NCAC 2L Standards** | | | | **15** | **1** | **NE** | **0.6** | **70** | **70** | **3000** | **70** | **3** | **100** | **0.4** | **0.4** | **70** | **600** | **0.4** | **70** | **5** | **20** | **6** | **70** | **70** | **0.7** | **600** | **3** | **2000** | **400** | **400** | **0.03** | **500** | **500** | **500** | **400** | **700** | **200** | **NE** |
| **IMAC Standards** | | | | -- | -- | -- | -- | -- | -- | -- | -- | -- | -- | -- | -- | -- | -- | -- | -- | -- | -- | -- | -- | -- | -- | -- | -- | -- | -- | -- | -- | -- | -- | -- | -- | -- | -- |
| 92495239 | MW-14_20200913 | MW-14 | 09/13/2020 | <5 | <0.5 | <0.5 | **0.7** | <0.5 | <0.5 | <1 | **4.4** | <1 | <0.5 | <0.5 | <0.5 | <0.5 | <0.5 | <2 | <0.5 | <2 | <0.5 | <2 | <0.5 | <0.5 | <0.5 | <0.5 | <0.5 | <1 | <0.5 | <0.5 | <1 | <1.5 | <1 | <0.5 | <100 | <100 | <100 | <100 |
| 92501345 | MW-14_20201020 | MW-14 | 10/20/2020 | <5 | <0.5 | <0.5 | <0.5 | <0.5 | <0.5 | <1 | <0.5 | <1 | <0.5 | <0.5 | <0.5 | <0.5 | <0.5 | <2 | <0.5 | <2 | <0.5 | <2 | <0.5 | <0.5 | <0.5 | **0.55** | <0.5 | <1 | <0.5 | <0.5 | <1 | <1.5 | <1 | <0.5 | <100 | <100 | <100 | <100 |
| 92509251 | MW-14_20201202 | MW-14 | 12/02/2020 | **18.7** | <0.5 | <0.5 | <0.5 | <0.5 | <0.5 | <1 | <0.5 | <1 | <0.5 | <0.5 | <0.5 | <0.5 | <0.5 | <2 | <0.5 | <2 | <0.5 | <2 | <0.5 | <0.5 | <0.5 | <0.5 | <0.5 | <1 | <0.5 | <0.5 | <1 | <1.5 | <1 | <0.5 | <100 | <100 | <100 | <100 |
| 92514892 | MW-14_20210105 | MW-14 | 01/05/2021 | **94.7** | <0.5 | <0.5 | <0.5 | <0.5 | <0.5 | <1 | **0.56** | <1 | <0.5 | <0.5 | <0.5 | <0.5 | <0.5 | <2 | <0.5 | <2 | <0.5 | <2 | <0.5 | <0.5 | <0.5 | <0.5 | <0.5 | <1 | <0.5 | <0.5 | <1 | <1.5 | <1 | <0.5 | <100 | <100 | <100 | <100 |
| 92522126 | MW-14_20210212 | MW-14 | 02/12/2021 | <5 | <0.5 | <0.5 | <0.5 | <0.5 | <0.5 | <1 | **0.64** | <1 | <0.5 | <0.5 | <0.5 | <0.5 | <0.5 | <2 | <0.5 | <2 | <0.5 | <2 | <0.5 | <0.5 | <0.5 | <0.5 | <0.5 | <1 | <0.5 | <0.5 | <1 | <1.5 | <1 | <0.5 | <100 | <100 | <100 | <100 |
| 92527474 | MW-14_20210312 | MW-14 | 03/12/2021 | <5 | <0.5 | <0.5 | <0.5 | <0.5 | <0.5 | <1 | **0.57** | <1 | <0.5 | <0.5 | <0.5 | <0.5 | <0.5 | <2 | <0.5 | <2 | <0.5 | <2 | <0.5 | <0.5 | <0.5 | <0.5 | <0.5 | <1 | <0.5 | <0.5 | <1 | <1.5 | <1 | <0.5 | <50 | <50 | <50 | <50 |
| 92531580 | MW-14_20210406 | MW-14 | 04/06/2021 | <5 | <0.5 | <0.5 | <0.5 | <0.5 | <0.5 | <1 | <0.5 | <1 | <0.5 | <0.5 | <0.5 | <0.5 | <0.5 | <2 | <0.5 | <2 | <0.5 | <2 | <0.5 | <0.5 | <0.5 | <0.5 | <0.5 | <1 | <0.5 | <0.5 | <1 | <1.5 | <1 | <0.5 | <50 | <50 | <50 | <50 |
| 92536726 | MW-14_20210504 | MW-14 | 05/04/2021 | <5 | <0.5 | <0.5 | <0.5 | <0.5 | <0.5 | <1 | <0.5 | <1 | <0.5 | <0.5 | <0.5 | <0.5 | <0.5 | <2 | <0.5 | <2 | <0.5 | <2 | <0.5 | <0.5 | <0.5 | <0.5 | <0.5 | <1 | <0.5 | <0.5 | <1 | <1.5 | <1 | <0.5 | <50 | <50 | <50 | <50 |
| 92541991 | MW-14_20210602 | MW-14 | 06/02/2021 | <5 | <0.5 | <0.5 | <0.5 | <0.5 | <0.5 | <1 | <0.5 | <1 | <0.5 | <0.5 | <0.5 | <0.5 | <0.5 | <2 | <0.5 | <2 | <0.5 | <2 | <0.5 | <0.5 | <0.5 | <0.5 | <0.5 | <1 | <0.5 | <0.5 | <1 | <1.5 | <1 | <0.5 | <50 | <50 | <50 | <50 |
| 92541991 | DUP-1-20210602 | MW-14 | 06/02/2021 | <5 | <0.5 | <0.5 | <0.5 | <0.5 | <0.5 | <1 | <0.5 | <1 | <0.5 | <0.5 | <0.5 | <0.5 | <0.5 | <2 | <0.5 | <2 | <0.5 | <2 | <0.5 | <0.5 | <0.5 | <0.5 | <0.5 | <1 | <0.5 | <0.5 | <1 | <1.5 | <1 | <0.5 | <50 | <50 | <50 | <50 |
| 92547899 | MW-14_20210706 | MW-14 | 07/06/2021 | <5 | <0.5 | <0.5 | <0.5 | <0.5 | <0.5 | <1 | <0.5 | <1 | <0.5 | <0.5 | <0.5 | <0.5 | <0.5 | <2 | <0.5 | <2 | <0.5 | <2 | <0.5 | <0.5 | <0.5 | <0.5 | <0.5 | <1 | <0.5 | <0.5 | <1 | <1.5 | <1 | <0.5 | <50 | <50 | <50 | <50 |
| 92553185 | MW-14_20210803 | MW-14 | 08/03/2021 | <5 | <0.5 | <0.5 | <0.5 | <0.5 | <0.5 | <1 | <0.5 | <1 | <0.5 | <0.5 | <0.5 | <0.5 | <0.5 | <2 | <0.5 | <2 | <0.5 | <2 | <0.5 | <0.5 | <0.5 | <0.5 | <0.5 | <1 | <0.5 | <0.5 | <1 | <1.5 | <1 | <0.5 | <50 | <50 | <50 | <50 |
| 92558740 | MW-14_20210831 | MW-14 | 08/31/2021 | <5 | <0.5 | <0.5 | <0.5 | <0.5 | <0.5 | <1 | <0.5 | <1 | <0.5 | <0.5 | <0.5 | <0.5 | <0.5 | <2 | <0.5 | <2 | <0.5 | <2 | <0.5 | <0.5 | <0.5 | <0.5 | <0.5 | <1 | <0.5 | <0.5 | <1 | <1.5 | <1 | <0.5 | <50 | <50 | <50 | <50 |
| 92558740 | DUP-2-20210831 | MW-14 | 08/31/2021 | <5 | <0.5 | <0.5 | <0.5 | <0.5 | <0.5 | <1 | <0.5 | <1 | <0.5 | <0.5 | <0.5 | <0.5 | <0.5 | <2 | <0.5 | <2 | <0.5 | <2 | <0.5 | <0.5 | <0.5 | <0.5 | <0.5 | <1 | <0.5 | <0.5 | <1 | <1.5 | <1 | <0.5 | <50 | <50 | <50 | <50 |
| 92564488 | MW-14_20211001 | MW-14 | 10/01/2021 | <5.0 | <0.5 | <0.5 | <0.5 | <0.5 | <0.5 | <0.5 | <0.5 | <0.60 | <0.5 | <0.5 | <0.5 | <0.5 | <0.5 | <0.6 | <0.5 | <5 | <0.5 | <0.5 | <0.5 | <0.5 | <0.5 | <0.5 | <0.5 | <0.5 | <0.5 | <0.5 | <0.5 | <1.5 | <1 | <0.5 | <100 | <100 | <100 | NA |
| 92569882 | MW-14_20211101 | MW-14 | 11/01/2021 | <5 | <0.5 | <0.5 | <0.5 | <0.5 | <0.5 | <1 | <0.5 | <1 | <0.5 | <0.5 | <0.5 | <0.5 | <0.5 | <2 | <0.5 | <2 | <0.5 | <2 | <0.5 | <0.5 | <0.5 | <0.5 | <0.5 | <1 | <0.5 | <0.5 | <1 | <1.5 | <1 | <0.5 | <50 | <50 | <50 | <50 |
| 92574905 | MW-14_20211130 | MW-14 | 11/30/2021 | <5 | <0.5 | <0.5 | <0.5 | <0.5 | <0.5 | <1 | <0.5 | <1 | <0.5 | <0.5 | <0.5 | <0.5 | <0.5 | <2 | <0.5 | <2 | <0.5 | <2 | <0.5 | <0.5 | <0.5 | <0.5 | <0.5 | <1 | <0.5 | <0.5 | <1 | <1.5 | <1 | <0.5 | <50 | <50 | <50 | <50 |
| 92580645<br>92580644 | MW-14_20220103 | MW-14 | 01/03/2022 | **0.47J** | <0.5 | <0.5 | <0.5 | <0.5 | <0.5 | <1 | <0.5 | <1 | <0.5 | <0.5 | <0.5 | <0.5 | <0.5 | <2 | <0.5 | <2 | <0.5 | <2 | <0.5 | <0.5 | <0.5 | <0.5 | <0.5 | <1 | <0.5 | <0.5 | <1 | <1.5 | <1 | <0.5 | <50 | <50 | <50 | <50 |
| 92494640 | MW-15_20200909 | MW-15 | 09/09/2020 | <5 | <0.5 | <0.5 | <0.5 | <0.5 | <0.5 | <1 | <0.5 | <1 | <0.5 | <0.5 | <0.5 | <0.5 | <0.5 | <2 | <0.5 | <2 | <0.5 | <2 | <0.5 | <0.5 | <0.5 | <0.5 | <0.5 | <1 | <0.5 | <0.5 | <1 | <1.5 | <1 | <0.5 | <100 | <100 | <100 | <100 |
| 92501616 | MW-15_20201021 | MW-15 | 10/21/2020 | **10.4** | <0.5 | <0.5 | <0.5 | <0.5 | <0.5 | <1 | <0.5 | <1 | <0.5 | <0.5 | <0.5 | <0.5 | <0.5 | <2 | <0.5 | <2 | <0.5 | <2 | <0.5 | <0.5 | <0.5 | <0.5 | <0.5 | <1 | <0.5 | <0.5 | <1 | <1.5 | <1 | <0.5 | <100 | <100 | <100 | <100 |
| 92508536 | MW-15_20201130 | MW-15 | 11/30/2020 | **28.9** | <0.5 | <0.5 | <0.5 | <0.5 | <0.5 | <1 | <0.5 | <1 | <0.5 | <0.5 | <0.5 | <0.5 | <0.5 | <2 | <0.5 | <2 | <0.5 | <2 | <0.5 | <0.5 | <0.5 | <0.5 | <0.5 | <1 | <0.5 | <0.5 | <1 | <1.5 | <1 | <0.5 | <100 | <100 | <100 | <100 |
| 92514598 | MW-15_20210104 | MW-15 | 01/04/2021 | **13.5** | <0.5 | <0.5 | <0.5 | <0.5 | <0.5 | <1 | <0.5 | <1 | <0.5 | <0.5 | <0.5 | <0.5 | <0.5 | <2 | <0.5 | <2 | <0.5 | <2 | <0.5 | <0.5 | <0.5 | <0.5 | <0.5 | <1 | <0.5 | <0.5 | <1 | <1.5 | <1 | <0.5 | <100 | <100 | <100 | <100 |
| 92520901 | MW-15_20210208 | MW-15 | 02/08/2021 | **14.1** | <0.5 | <0.5 | <0.5 | <0.5 | <0.5 | <1 | <0.5 | <1 | <0.5 | <0.5 | <0.5 | <0.5 | <0.5 | <2 | <0.5 | <2 | <0.5 | <2 | <0.5 | <0.5 | <0.5 | <0.5 | <0.5 | <1 | <0.5 | <0.5 | <1 | <1.5 | <1 | <0.5 | <100 | <100 | <100 | <100 |
| 92514598 | DUP-1-20210104 | MW-15 | 01/04/2021 | **14.5** | <0.5 | <0.5 | <0.5 | <0.5 | <0.5 | <1 | <0.5 | <1 | <0.5 | <0.5 | <0.5 | <0.5 | <0.5 | <2 | <0.5 | <2 | <0.5 | <2 | <0.5 | <0.5 | <0.5 | <0.5 | <0.5 | <1 | <0.5 | <0.5 | <1 | <1.5 | <1 | <0.5 | <100 | <100 | <100 | <100 |
| 92527475 | MW-15_20210312 | MW-15 | 03/12/2021 | **5.3** | <0.5 | <0.5 | <0.5 | <0.5 | <0.5 | <1 | <0.5 | <1 | <0.5 | <0.5 | <0.5 | <0.5 | <0.5 | <2 | <0.5 | <2 | <0.5 | <2 | <0.5 | <0.5 | <0.5 | <0.5 | <0.5 | <1 | <0.5 | <0.5 | <1 | <1.5 | <1 | <0.5 | <50 | <50 | <50 | <50 |
| 92532417 | MW-15_20210408 | MW-15 | 04/08/2021 | <5 | <0.5 | <0.5 | <0.5 | <0.5 | <0.5 | <1 | <0.5 | <1 | <0.5 | <0.5 | <0.5 | <0.5 | <0.5 | <2 | <0.5 | <2 | <0.5 | <2 | <0.5 | <0.5 | <0.5 | <0.5 | <0.5 | <1 | <0.5 | <0.5 | <1 | <1.5 | <1 | <0.5 | <50 | <50 | <50 | <50 |
| 92537784 | MW-15_20210507 | MW-15 | 05/07/2021 | <5 | <0.5 | <0.5 | <0.5 | <0.5 | <0.5 | <1 | <0.5 | <1 | <0.5 | <0.5 | <0.5 | <0.5 | <0.5 | <2 | <0.5 | <2 | <0.5 | <2 | <0.5 | <0.5 | <0.5 | <0.5 | <0.5 | <1 | <0.5 | <0.5 | <1 | <1.5 | <1 | <0.5 | <50 | <50 | <50 | <50 |
| 92542375 | MW-15_20210603 | MW-15 | 06/03/2021 | <5 | <0.5 | <0.5 | <0.5 | <0.5 | <0.5 | <1 | <0.5 | <1 | <0.5 | <0.5 | <0.5 | <0.5 | <0.5 | <2 | <0.5 | <2 | <0.5 | <2 | <0.5 | <0.5 | <0.5 | <0.5 | <0.5 | <1 | <0.5 | <0.5 | <1 | <1.5 | <1 | <0.5 | <50 | <50 | <50 | <50 |
| 92548787 | MW-15_20210709 | MW-15 | 07/09/2021 | <5 | <0.5 | <0.5 | <0.5 | <0.5 | <0.5 | <1 | <0.5 | <1 | <0.5 | <0.5 | <0.5 | <0.5 | <0.5 | <2 | <0.5 | <2 | <0.5 | <2 | <0.5 | <0.5 | <0.5 | <0.5 | <0.5 | <1 | <0.5 | <0.5 | <1 | <1.5 | <1 | <0.5 | <50 | <50 | <50 | <50 |
| 92554285 | MW-15_20210806 | MW-15 | 08/06/2021 | <5 | <0.5 | <0.5 | <0.5 | <0.5 | <0.5 | <1 | <0.5 | <1 | <0.5 | <0.5 | <0.5 | <0.5 | <0.5 | <2 | <0.5 | <2 | <0.5 | <2 | <0.5 | <0.5 | <0.5 | <0.5 | <0.5 | <1 | <0.5 | <0.5 | <1 | <1.5 | <1 | <0.5 | <50 | <50 | <50 | <50 |
| 92559014 | MW-15_20210901 | MW-15 | 09/01/2021 | <5 | <0.5 | <0.5 | <0.5 | <0.5 | <0.5 | <1 | <0.5 | <1 | <0.5 | <0.5 | <0.5 | <0.5 | <0.5 | <2 | <0.5 | <2 | <0.5 | <2 | <0.5 | <0.5 | <0.5 | <0.5 | <0.5 | <1 | <0.5 | <0.5 | <1 | <1.5 | <1 | <0.5 | <50 | <50 | <50 | <50 |
| 92563487 | MW-15_20210927 | MW-15 | 09/27/2021 | <5 | <0.5 | <0.5 | <0.5 | <0.5 | <0.5 | <0.5 | <0.5 | <1 | <0.5 | <0.5 | <0.5 | <0.5 | <0.5 | <0.6 | <0.5 | <5 | <0.5 | <0.5 | <0.5 | <0.5 | <0.5 | <0.5 | <0.5 | <0.5 | <0.5 | <0.5 | <0.5 | <1.5 | <1 | <0.5 | <100 | <100 | <100 | NA |
| 92570816 | MW-15_20211104 | MW-15 | 11/04/2021 | <5 | <0.5 | <0.5 | <0.5 | <0.5 | <0.5 | <1 | <0.5 | <1 | <0.5 | <0.5 | <0.5 | <0.5 | <0.5 | <2 | <0.5 | <2 | <0.5 | <2 | <0.5 | <0.5 | <0.5 | <0.5 | <0.5 | <1 | <0.5 | <0.5 | <1 | <1.5 | <1 | <0.5 | <50 | <50 | <50 | <50 |
| 92575654 | MW-15_20211202 | MW-15 | 12/02/2021 | <5 | <0.5 | <0.5 | <0.5 | <0.5 | <0.5 | <1 | <0.5 | <1 | <0.5 | <0.5 | <0.5 | <0.5 | <0.5 | <2 | <0.5 | <2 | <0.5 | <2 | <0.5 | <0.5 | <0.5 | <0.5 | <0.5 | <1 | <0.5 | <0.5 | <1 | <1.5 | <1 | <0.5 | <50 | <50 | <50 | <50 |
| 92581742 | MW-15_20220107 | MW-15 | 01/07/2022 | **0.27J** | <0.5 | <0.5 | <0.5 | <0.5 | <0.5 | <1 | <0.5 | <1 | <0.5 | <0.5 | <0.5 | <0.5 | <0.5 | <2 | <0.5 | <2 | <0.5 | <2 | <0.5 | <0.5 | <0.5 | <0.5 | <0.5 | <1 | <0.5 | <0.5 | <1 | <1.5 | <1 | <0.5 | <50 | <50 | <50 | <50 |
| 92495905 | MW-16_20200916 | MW-16 | 09/16/2020 | <5 | <0.5 | <0.5 | **0.78** | <0.5 | <0.5 | <1 | **5.9** | <1 | <0.5 | <0.5 | <0.5 | <0.5 | <0.5 | <2 | <0.5 | <2 | <0.5 | <2 | <0.5 | <0.5 | <0.5 | <0.5 | <0.5 | <1 | <0.5 | <0.5 | <1 | <1.5 | <1 | <0.5 | <100 | <100 | <100 | <100 |
| 92500605 | MW-16_20201007 | MW-16 | 10/07/2020 | <5 | <0.5 | <0.5 | <0.5 | <0.5 | <0.5 | <1 | **3.3** | <1 | <0.5 | <0.5 | <0.5 | <0.5 | <0.5 | <2 | <0.5 | <2 | <0.5 | <2 | <0.5 | <0.5 | <0.5 | <0.5 | <0.5 | <1 | <0.5 | <0.5 | <1 | <1.5 | <1 | <0.5 | <100 | <100 | <100 | <100 |
| 92501343 | MW-16_20201020 | MW-16 | 10/20/2020 | **7.8** | <0.5 | <0.5 | <0.5 | <0.5 | <0.5 | <1 | **2** | <1 | <0.5 | <0.5 | <0.5 | <0.5 | <0.5 | <2 | <0.5 | <2 | <0.5 | <2 | <0.5 | <0.5 | <0.5 | <0.5 | <0.5 | <1 | <0.5 | <0.5 | <1 | <1.5 | <1 | <0.5 | <100 | <100 | <100 | <100 |
| 92508884 | MW-16_20201201 | MW-16 | 12/01/2020 | **18.9** | <0.5 | <0.5 | <0.5 | <0.5 | <0.5 | <1 | **1.1** | <1 | <0.5 | <0.5 | <0.5 | <0.5 | <0.5 | <2 | <0.5 | <2 | <0.5 | <2 | <0.5 | <0.5 | <0.5 | <0.5 | <0.5 | <1 | <0.5 | <0.5 | <1 | <1.5 | <1 | <0.5 | <100 | <100 | <100 | <100 |
| 92515075 | MW-16_20210106 | MW-16 | 01/06/2021 | **42.7** | <0.5 | <0.5 | <0.5 | <0.5 | <0.5 | <1 | **1.3** | <1 | <0.5 | <0.5 | <0.5 | <0.5 | <0.5 | <2 | <0.5 | <2 | <0.5 | <2 | <0.5 | <0.5 | <0.5 | <0.5 | <0.5 | <1 | <0.5 | <0.5 | <1 | <1.5 | <1 | <0.5 | <100 | <100 | <100 | <100 |
| 92521555 | MW-16_20210210 | MW-16 | 02/10/2021 | <5 | <0.5 | <0.5 | <0.5 | <0.5 | <0.5 | <1 | **0.72** | <1 | <0.5 | <0.5 | <0.5 | <0.5 | **0.83** | <2 | <0.5 | <2 | <0.5 | <2 | <0.5 | <0.5 | <0.5 | **3.1** | <0.5 | <1 | **2.5** | **0.68** | <1 | **4.9** | **3.4** | **1.5** | <100 | <100 | <100 | <100 |
| 92526257 | MW-16_20210308 | MW-16 | 03/08/2021 | <5 | <0.5 | <0.5 | <0.5 | <0.5 | <0.5 | <1 | **0.91** | <1 | <0.5 | <0.5 | <0.5 | <0.5 | <0.5 | <2 | <0.5 | <2 | <0.5 | <2 | <0.5 | <0.5 | <0.5 | <0.5 | <0.5 | <1 | <0.5 | <0.5 | <1 | <1.5 | <1 | <0.5 | <100 | <100 | <100 | <100 |
| 92531853 | MW-16_20210407 | MW-16 | 04/07/2021 | <5 | <0.5 | <0.5 | <0.5 | <0.5 | <0.5 | <1 | <0.5 | <1 | <0.5 | <0.5 | <0.5 | <0.5 | <0.5 | <2 | <0.5 | <2 | <0.5 | <2 | <0.5 | <0.5 | <0.5 | <0.5 | <0.5 | <1 | <0.5 | <0.5 | <1 | <1.5 | <1 | <0.5 | <50 | <50 | <50 | <50 |
| 92531853 | DUP-1-20210407 | MW-16 | 04/07/2021 | <5 | <0.5 | <0.5 | <0.5 | <0.5 | <0.5 | <1 | <0.5 | <1 | <0.5 | <0.5 | <0.5 | <0.5 | <0.5 | <2 | <0.5 | <2 | <0.5 | <2 | <0.5 | <0.5 | <0.5 | <0.5 | <0.5 | <1 | <0.5 | <0.5 | <1 | <1.5 | <1 | <0.5 | <50 | <50 | <50 | <50 |
| 92537153 | MW-16_20210505 | MW-16 | 05/05/2021 | <5 | <0.5 | <0.5 | <0.5 | <0.5 | <0.5 | <1 | <0.5 | <1 | <0.5 | <0.5 | <0.5 | <0.5 | <0.5 | <2 | <0.5 | <2 | <0.5 | <2 | <0.5 | <0.5 | <0.5 | <0.5 | <0.5 | <1 | <0.5 | <0.5 | <1 | <1 | <1 | <0.5 | <50 | <50 | <50 | <50 |
| 92541992 | MW-16_20210602 | MW-16 | 06/02/2021 | <5 | <0.5 | <0.5 | <0.5 | <0.5 | <0.5 | <1 | <0.5 | <1 | <0.5 | <0.5 | <0.5 | <0.5 | <0.5 | <2 | <0.5 | <2 | <0.5 | <2 | <0.5 | <0.5 | <0.5 | <0.5 | <0.5 | <1 | <0.5 | <0.5 | <1 | <1.5 | <1 | <0.5 | <50 | <50 | <50 | <50 |
| 92548170 | MW-16_20210707 | MW-16 | 07/07/2021 | <5 | <0.5 | <0.5 | <0.5 | <0.5 | <0.5 | <1 | <0.5 | <1 | <0.5 | <0.5 | <0.5 | <0.5 | <0.5 | <2 | <0.5 | <2 | <0.5 | <2 | <0.5 | <0.5 | <0.5 | <0.5 | <0.5 | <1 | <0.5 | <0.5 | <1 | <1.5 | <1 | <0.5 | <50 | <50 | <50 | <50 |

**Table 5A**
**Summary of Monitoring Well Sampling Results**

Colonial Pipeline Company
2020-L1-SR2448
Huntersville, North Carolina

| Lab Report Number | Sample ID | Well ID | Sample Date | Metals (µg/L) | VOCs (µg/L) | | | | | | | | | | | | | | | | | | | | | | | | | | | | MADEP VPH (µg/L) | | | |
|---|---|---|---|---|---|---|---|---|---|---|---|---|---|---|---|---|---|---|---|---|---|---|---|---|---|---|---|---|---|---|---|---|---|---|---|---|
| | | | | Lead | Benzene | Bromochloromethane | Bromodichloromethane | n-Butylbenzene | sec-Butylbenzene | Chloroethane | Chloroform | Chloromethane | 2-Chlorotoluene | Dibromochloromethane | 1,2-Dichloroethane | Diisopropyl ether | Ethylbenzene | Hexachloro-1,3-butadiene | Isopropylbenzene (Cumene) | Methylene Chloride | Methyl-tert-butyl ether | Naphthalene | n-Propylbenzene | Styrene | Tetrachloroethene | Toluene | Trichloroethene | Trichlorofluoromethane | 1,2,4-Trimethylbenzene | 1,3,5-Trimethylbenzene | Vinyl chloride | Xylene (Total) | m&p-Xylene | o-Xylene | C5 - C8 Aliphatics | C9 - C12 Aliphatics | C9 - C10 Aromatics | VPH (Total) |
| **NCAC 2L Standards** | | | | **15** | **1** | **NE** | **0.6** | **70** | **70** | **3000** | **70** | **3** | **100** | **0.4** | **0.4** | **70** | **600** | **0.4** | **70** | **5** | **20** | **6** | **70** | **70** | **0.7** | **600** | **3** | **2000** | **400** | **400** | **0.03** | **500** | **500** | **500** | **400** | **700** | **200** | **NE** |
| **IMAC Standards** | | | | -- | -- | -- | -- | -- | -- | -- | -- | -- | -- | -- | -- | -- | -- | -- | -- | -- | -- | -- | -- | -- | -- | -- | -- | -- | -- | -- | -- | -- | -- | -- | -- | -- | -- |
| 92553519 | MW-16_20210804 | MW-16 | 08/04/2021 | <5 | <0.5 | <0.5 | <0.5 | <0.5 | <0.5 | <1 | <0.5 | <1 | <0.5 | <0.5 | <0.5 | <0.5 | <0.5 | <2 | <0.5 | <2 | <0.5 | <2 | <0.5 | <0.5 | <0.5 | <0.5 | <0.5 | <1 | <0.5 | <0.5 | <1 | <1.5 | <1 | <0.5 | <50 | <50 | <50 | <50 |
| 92559334 | MW-16_20210902 | MW-16 | 09/02/2021 | <5 | <0.5 | <0.5 | <0.5 | <0.5 | <0.5 | <1 | <0.5 | <1 | <0.5 | <0.5 | <0.5 | <0.5 | <0.5 | <2 | <0.5 | <2 | <0.5 | <2 | <0.5 | <0.5 | <0.5 | <0.5 | <0.5 | <1 | <0.5 | <0.5 | <1 | <1.5 | <1 | <0.5 | <50 | <50 | <50 | <50 |
| 92564333 | MW-16_20210930 | MW-16 | 09/30/2021 | <5.0 | <0.5 | <0.5 | <0.5 | <0.5 | <0.5 | <0.5 | <0.5 | <0.6 | <0.5 | <0.5 | <0.5 | <0.5 | <0.5 | <0.6 | <0.5 | <5 | <0.5 | <0.5 | <0.5 | <0.5 | <0.5 | <0.5 | <0.5 | <0.5 | <0.5 | <0.5 | <0.5 | <1.5 | <1 | <0.5 | <100 | <100 | <100 | NA |
| 92571046 | MW-16_20211105 | MW-16 | 11/05/2021 | <5 | <0.5 | <0.5 | <0.5 | <0.5 | <0.5 | <1 | <0.5 | <1 | <0.5 | <0.5 | <0.5 | <0.5 | <0.5 | <2 | <0.5 | <2 | <0.5 | <2 | <0.5 | <0.5 | <0.5 | <0.5 | <0.5 | <1 | <0.5 | <0.5 | <1 | <1.5 | <1 | <0.5 | <50 | <50 | <50 | <50 |
| 92575206 | MW-16_20211201 | MW-16 | 12/01/2021 | <5 | <0.5 | <0.5 | <0.5 | <0.5 | <0.5 | <1 | <0.5 | <1 | <0.5 | <0.5 | <0.5 | <0.5 | <0.5 | <2 | <0.5 | <2 | <0.5 | <2 | <0.5 | <0.5 | <0.5 | <0.5 | <0.5 | <1 | <0.5 | <0.5 | <1 | <1.5 | <1 | <0.5 | <50 | <50 | <50 | <50 |
| 92580903<br>92580955 | MW-16_20220104 | MW-16 | 01/04/2022 | <5 | <0.5 | <0.5 | <0.5 | <0.5 | <0.5 | <1 | <0.5 | <1 | <0.5 | <0.5 | <0.5 | <0.5 | <0.5 | <2 | <0.5 | <2 | <0.5 | <2 | <0.5 | <0.5 | <0.5 | <0.5 | <0.5 | <1 | <0.5 | <0.5 | <1 | <1.5 | <1 | <0.5 | <50 | <50 | <50 | <50 |
| 92495905 | MW-17_20200916 | MW-17 | 09/16/2020 | <5 | **0.6** | <0.5 | **1.4** | <0.5 | <0.5 | <1 | **16.2** | <1 | <0.5 | <0.5 | <0.5 | <0.5 | **1.4** | <2 | <0.5 | <2 | <0.5 | <2 | <0.5 | <0.5 | **2.7** | **5.4** | <0.5 | <1 | **3.7** | **1.3** | <1 | **10.5** | **7.2** | **3.3** | <100 | <100 | <100 | **109** |
| 92501343 | MW-17_20201020 | MW-17 | 10/20/2020 | <5 | <0.5 | <0.5 | <0.5 | <0.5 | <0.5 | <1 | **8.9** | <1 | <0.5 | <0.5 | <0.5 | <0.5 | **0.82** | <2 | <0.5 | <2 | <0.5 | <2 | <0.5 | <0.5 | **1.2** | **2.1** | <0.5 | <1 | **2** | **0.71** | <1 | **5.4** | **3.6** | **1.8** | <100 | <100 | <100 | **152** |
| 92508884 | MW-17_20201201 | MW-17 | 12/01/2020 | **9.5** | <0.5 | <0.5 | <0.5 | <0.5 | <0.5 | <1 | **4.7** | <1 | <0.5 | <0.5 | <0.5 | <0.5 | <0.5 | <2 | <0.5 | <2 | <0.5 | <2 | <0.5 | <0.5 | **0.61** | **0.80** | <0.5 | <1 | **1.1** | <0.5 | <1 | **2.57** | **1.8** | **0.77** | <100 | <100 | <100 | <100 |
| 92515075 | MW-17_20210106 | MW-17 | 01/06/2021 | **9.5** | <0.5 | <0.5 | <0.5 | <0.5 | <0.5 | <1 | **4** | <1 | <0.5 | <0.5 | <0.5 | <0.5 | <0.5 | <2 | <0.5 | <2 | <0.5 | <2 | <0.5 | <0.5 | <0.5 | <0.5 | <0.5 | <1 | <0.5 | <0.5 | <1 | <1.5 | <1 | <0.5 | <100 | <100 | <100 | <100 |
| 92521555 | MW-17_20210210 | MW-17 | 02/10/2021 | <5 | **0.73** | <0.5 | <0.5 | <0.5 | <0.5 | <1 | **7.1** | <1 | <0.5 | <0.5 | <0.5 | <0.5 | **1.1** | <2 | <0.5 | <2 | <0.5 | <2 | <0.5 | <0.5 | **1.4** | **6.2** | <0.5 | <1 | **2** | **0.51** | <1 | **6.3** | **4.3** | **2** | <100 | <100 | <100 | <100 |
| 92526257 | MW-17_20210308 | MW-17 | 03/08/2021 | <5 | <0.5 | <0.5 | <0.5 | <0.5 | <0.5 | <1 | **5.3** | <1 | <0.5 | <0.5 | <0.5 | <0.5 | <0.5 | <2 | <0.5 | <2 | <0.5 | <2 | <0.5 | <0.5 | **0.77** | <0.5 | <0.5 | <1 | <0.5 | <0.5 | <1 | <1.5 | <1 | <0.5 | <100 | <100 | <100 | <100 |
| 92531853 | MW-17_20210407 | MW-17 | 04/07/2021 | <5 | <0.5 | <0.5 | <0.5 | <0.5 | <0.5 | <1 | **2.7** | <1 | <0.5 | <0.5 | <0.5 | <0.5 | <0.5 | <2 | <0.5 | <2 | <0.5 | <2 | <0.5 | <0.5 | **0.53** | <0.5 | <0.5 | <1 | <0.5 | <0.5 | <1 | <1.5 | <1 | <0.5 | <50 | <50 | <50 | <50 |
| 92537153 | MW-17_20210505 | MW-17 | 05/05/2021 | <5 | <0.5 | <0.5 | <0.5 | <0.5 | <0.5 | <1 | **2.7** | <1 | <0.5 | <0.5 | <0.5 | <0.5 | <0.5 | <2 | <0.5 | <2 | <0.5 | <2 | <0.5 | <0.5 | **0.52** | <0.5 | <0.5 | <1 | <0.5 | <0.5 | <1 | <1 | <1 | <0.5 | <50 | <50 | <50 | <50 |
| 92541992 | MW-17_20210602 | MW-17 | 06/02/2021 | <5 | <0.5 | <0.5 | <0.5 | <0.5 | <0.5 | <1 | **2.9** | <1 | <0.5 | <0.5 | <0.5 | <0.5 | <0.5 | <2 | <0.5 | **2.6** | <0.5 | <2 | <0.5 | <0.5 | **0.51** | <0.5 | <0.5 | <1 | <0.5 | <0.5 | <1 | <1.5 | <1 | <0.5 | <50 | <50 | <50 | <50 |
| 92548170 | MW-17_20210707 | MW-17 | 07/07/2021 | <5 | <0.5 | <0.5 | <0.5 | <0.5 | <0.5 | <1 | **2.1** | <1 | <0.5 | <0.5 | <0.5 | <0.5 | <0.5 | <2 | <0.5 | <2 | <0.5 | <2 | <0.5 | <0.5 | **0.49J** | <0.5 | <0.5 | <1 | <0.5 | <0.5 | <1 | <1.5 | <1 | <0.5 | <50 | <50 | <50 | <50 |
| 92553519 | MW-17_20210804 | MW-17 | 08/04/2021 | <5 | <0.5 | <0.5 | <0.5 | <0.5 | <0.5 | <1 | **3.1** | <1 | <0.5 | <0.5 | <0.5 | <0.5 | <0.5 | **3.8** | <0.5 | <2 | <0.5 | <2 | <0.5 | <0.5 | **0.69** | <0.5 | <0.5 | <1 | <0.5 | <0.5 | <1 | <1.5 | <1 | <0.5 | <50 | <50 | <50 | <50 |
| 92559334 | MW-17_20210902 | MW-17 | 09/02/2021 | <5 | <0.5 | <0.5 | <0.5 | <0.5 | <0.5 | <1 | **2.2** | <1 | <0.5 | <0.5 | <0.5 | <0.5 | <0.5 | <2 | <0.5 | <2 | <0.5 | <2 | <0.5 | <0.5 | <0.5 | <0.5 | <0.5 | <1 | <0.5 | <0.5 | <1 | <1.5 | <1 | <0.5 | <50 | <50 | <50 | <50 |
| 92564333 | MW-17_20210930 | MW-17 | 09/30/2021 | <5.0 | <0.5 | <0.5 | <0.5 | <0.5 | <0.5 | <0.5 | **2.0** | <0.6 | <0.5 | <0.5 | <0.5 | <0.5 | <0.5 | <0.6 | <0.5 | <5 | <0.5 | <0.5 | <0.5 | <0.5 | **0.33J** | <0.5 | <0.5 | <0.5 | <0.5 | <0.5 | <0.5 | <1.5 | <1 | <0.5 | <100 | <100 | <100 | NA |
| 92571046 | MW-17_20211105 | MW-17 | 11/05/2021 | <5 | <0.5 | <0.5 | <0.5 | <0.5 | <0.5 | <1 | **1.6** | <1 | <0.5 | <0.5 | <0.5 | <0.5 | <0.5 | <2 | <0.5 | <2 | <0.5 | <2 | <0.5 | <0.5 | <0.5 | <0.5 | <0.5 | <1 | <0.5 | <0.5 | <1 | <1.5 | <1 | <0.5 | <50 | <50 | <50 | <50 |
| 92575479 | MW-17_20211202 | MW-17 | 12/02/2021 | <5 | <0.5 | <0.5 | <0.5 | <0.5 | <0.5 | <1 | **1.8** | <1 | <0.5 | <0.5 | <0.5 | <0.5 | <0.5 | <2 | <0.5 | <2 | <0.5 | <2 | <0.5 | <0.5 | <0.5 | <0.5 | <0.5 | <1 | <0.5 | <0.5 | <1 | <1.5 | <1 | <0.5 | <50 | <50 | <50 | <50 |
| 92580903<br>92580955 | MW-17_20220104 | MW-17 | 01/04/2022 | <5 | <0.5 | <0.5 | <0.5 | <0.5 | <0.5 | <1 | **0.89** | <1 | <0.5 | <0.5 | <0.5 | <0.5 | <0.5 | <2 | <0.5 | <2 | <0.5 | <2 | <0.5 | <0.5 | <0.5 | <0.5 | <0.5 | <1 | <0.5 | <0.5 | <1 | <1.5 | <1 | <0.5 | <50 | <50 | <50 | <50 |
| 92494640 | MW-18_20200909 | MW-18 | 09/09/2020 | <5 | <0.5 | <0.5 | <0.5 | <0.5 | <0.5 | <1 | <0.5 | <1 | <0.5 | <0.5 | <0.5 | <0.5 | <0.5 | <2 | <0.5 | <2 | <0.5 | <2 | <0.5 | <0.5 | <0.5 | <0.5 | <0.5 | <1 | <0.5 | <0.5 | <1 | <1.5 | <1 | <0.5 | <100 | <100 | <100 | <100 |
| 92501960 | MW-18_20201023 | MW-18 | 10/23/2020 | **7.8** | <0.5 | <0.5 | <0.5 | <0.5 | <0.5 | <1 | <0.5 | <1 | <0.5 | <0.5 | <0.5 | **5** | <0.5 | <2 | <0.5 | <2 | **1.4** | <2 | <0.5 | <0.5 | <0.5 | <0.5 | <0.5 | <1 | <0.5 | <0.5 | <1 | <1.5 | <1 | <0.5 | <100 | <100 | <100 | <100 |
| 92501960 | DUP-3-20201023 | MW-18 | 10/23/2020 | <5 | <0.5 | <0.5 | <0.5 | <0.5 | <0.5 | <1 | <0.5 | <1 | <0.5 | <0.5 | <0.5 | **2.1** | <0.5 | <2 | <0.5 | <2 | **0.54** | <2 | <0.5 | <0.5 | <0.5 | <0.5 | <0.5 | <1 | <0.5 | <0.5 | <1 | <1.5 | <1 | <0.5 | <100 | <100 | <100 | <100 |
| 92508881 | MW-18_20201201 | MW-18 | 12/01/2020 | **38.6** | **65.9** | <0.5 | <0.5 | <0.5 | <0.5 | <1 | <0.5 | <1 | <0.5 | <0.5 | <0.5 | **17.1** | **9.0** | <2 | <0.5 | <2 | **4.9** | <2 | <0.5 | <0.5 | <0.5 | **160** | <0.5 | <1 | **2.5** | <0.5 | <1 | **44.6** | **26.4** | **18.2** | **987** | **155** | <100 | **1,180** |
| 92495905 | MW-19_20200916 | MW-19 | 09/16/2020 | <5 | **0.8** | <0.5 | **3.3** | <0.5 | <0.5 | <1 | **30.8** | <1 | <0.5 | **0.79** | <0.5 | <0.5 | <0.5 | <2 | <0.5 | <2 | <0.5 | <2 | <0.5 | <0.5 | **2.4** | **1.4** | <0.5 | <1 | <0.5 | <0.5 | <1 | **0.53** | <1 | **0.53** | <100 | <100 | <100 | <100 |
| 92500605 | MW-19_20201007 | MW-19 | 10/07/2020 | **7.8** | **0.9** | <0.5 | <0.5 | <0.5 | <0.5 | <1 | **24.5** | <1 | <0.5 | <0.5 | <0.5 | <0.5 | <0.5 | <2 | <0.5 | <2 | <0.5 | <2 | <0.5 | <0.5 | **2.6** | **1.9** | <0.5 | <1 | <0.5 | <0.5 | <1 | <1.5 | <1 | <0.5 | <100 | <100 | <100 | <100 |
| 92501343 | MW-19_20201020 | MW-19 | 10/20/2020 | **71.3** | <0.5 | <0.5 | <0.5 | <0.5 | <0.5 | <1 | **8.9** | <1 | <0.5 | <0.5 | <0.5 | **1.3** | <0.5 | <2 | <0.5 | <2 | <0.5 | <2 | <0.5 | <0.5 | **1.1** | <0.5 | <0.5 | <1 | <0.5 | <0.5 | <1 | <1.5 | <1 | <0.5 | <100 | <100 | <100 | <100 |
| 92509252 | MW-19_20201202 | MW-19 | 12/02/2020 | **13.7** | <0.5 | <0.5 | **0.70** | <0.5 | <0.5 | <1 | **10.2** | <1 | <0.5 | <0.5 | <0.5 | **1.2** | <0.5 | <2 | <0.5 | <2 | <0.5 | <2 | <0.5 | <0.5 | **1.4** | <0.5 | <0.5 | <1 | <0.5 | <0.5 | <1 | <1.5 | <1 | <0.5 | <100 | <100 | <100 | <100 |
| 92515075 | MW-19_20210106 | MW-19 | 01/06/2021 | **115** | **171** | <0.5 | <0.5 | <0.5 | <0.5 | <1 | **6.4** | <1 | <0.5 | <0.5 | <0.5 | **34.2** | **1.2** | <2 | <0.5 | <2 | **10.5** | <2 | <0.5 | <0.5 | **0.93** | **34** | <0.5 | <1 | **3.4** | <0.5 | <1 | **47.9** | **21.7** | **26.2** | **406** | <100 | <100 | **509** |
| 92521555 | MW-19_20210210 | MW-19 | 02/10/2021 | <5 | **658** | <2.5 | <2.5 | <2.5 | <2.5 | <5 | **3** | <5 | <2.5 | <2.5 | <2.5 | **83** | **23.9** | <10 | <2.5 | <10 | **28** | **33.2** | <2.5 | <2.5 | <2.5 | **518** | <2.5 | <5 | **43.9** | <2.5 | <1 | **388** | **225** | **163** | **3,080** | **724** | **158** | **3,960** |
| 92526257 | MW-19_20210308 | MW-19 | 03/08/2021 | <5 | **2,140** | <10 | <10 | <10 | <10 | <20 | <10 | <20 | <10 | <10 | <10 | **227** | **151** | <40 | <10 | <40 | **65.7** | **155** | <10 | <10 | <10 | **2,440** | <10 | <20 | **148** | <10 | <20 | **1,303** | **838** | **465** | **10,000** | **2,080** | **473** | **12,600** |
| 92531225 | MW-19_20210405 | MW-19 | 04/05/2021 | <5 | **4,560** | <25 | <25 | <25 | <25 | <50 | <25 | <50 | <25 | <25 | <25 | **445** | **367** | <100 | <25 | <100 | **120** | <100 | <25 | <25 | <25 | **7,000** | <25 | <50 | **297** | <25 | <50 | **3,040** | **1,980** | **1,060** | **47,300** | **7,550** | **744** | **54,854** |
| 92536746 | MW-19_20210504 | MW-19 | 05/04/2021 | <5 | **4,330** | <25 | <25 | <25 | <25 | <50 | <25 | <50 | <25 | <25 | <25 | **346** | **358** | <100 | <25 | <100 | **99.9** | **88.3J** | <25 | <25 | <25 | **6,300** | <25 | <50 | **256** | <25 | <50 | **3,060** | **1,970** | **1,090** | **56,000** | **8,520** | <1,000 | **64,500** |
| 92541992 | MW-19_20210602 | MW-19 | 06/02/2021 | <5 | **3,400** | <12.5 | <12.5 | <12.5 | <12.5 | <25 | <12.5 | <25 | <12.5 | <12.5 | <12.5 | **354** | **238** | <50 | <12.5 | <50 | **80.5** | **43.8J** | <12.5 | <12.5 | <12.5 | **4,740** | <12.5 | <25 | **224** | <12.5 | <25 | **2,459** | **1,590** | **869** | **38,600** | **6,190** | **652** | **44,800** |
| 92548170 | MW-19_20210707 | MW-19 | 07/07/2021 | <5 | **4,280** | <20 | <20 | <20 | <20 | <40 | <20 | <40 | <20 | <20 | <20 | **371** | **398** | <80 | <20 | <80 | **76.9** | **68.5J** | <20 | <20 | <20 | **5,750** | <20 | <40 | **289** | **68.9** | <40 | **3,060** | **1,980** | **1,080** | **58,200** | **7,250** | <1,000 | **66,300** |
| 92553189 | MW-19_20210803 | MW-19 | 08/03/2021 | <5 | **4,090** | <20 | <20 | <20 | <20 | <40 | <20 | <40 | <20 | <20 | <20 | **306** | **445** | <80 | <20 | <80 | **60.8** | **63.6J** | <20 | <20 | <20 | **5,710** | <20 | <40 | **283** | <20 | <40 | **3,040** | **1,980** | **1,060** | **58,900** | **7,110** | <1,000 | **66,900** |
| 92558742 | MW-19_20210831 | MW-19 | 08/31/2021 | <5 | **5,270** | <50 | <50 | <50 | <50 | <100 | <50 | <100 | <50 | <50 | <50 | **287** | **864** | <200 | <50 | <200 | **60.5** | **146J** | **57.6** | <50 | <50 | **10,500** | <50 | <100 | **471** | **104** | <100 | **5,130** | **3,350** | **1,780** | **78,300** | **11,600** | **1,330** | **91,200** |
| 92564485 | MW-19_20211001 | MW-19 | 10/01/2021 | <5.0 | **2,500** | <20 | <20 | <20 | <20 | <20 | <20 | <0.6 | <20 | <20 | <20 | **160** | **140** | <24 | <20 | <200 | **42** | **48** | **7.2J** | <20 | <20 | **4,000** | <20 | <20 | **230** | **66** | <20 | **2,680** | **1,700** | **980** | **12,000** | <1,000 | **1,400** | NA |
| 92570181 | MW-19_20211102 | MW-19 | 11/02/2021 | <5 | **4,220** | <25 | <25 | <25 | <25 | <50 | <25 | <50 | <25 | <25 | <25 | **278** | **559** | <100 | <25 | <100 | **51.3** | **91.1J** | <25 | <25 | <25 | **5,520** | <25 | <50 | **305** | <25 | <50 | **3,730** | **2,390** | **1,340** | **41,900** | **7,720** | **1,020** | **50,600** |
| 92570181 | DUP-2-20211102 | MW-19 | 11/02/2021 | <5 | **4,440** | <25 | <25 | <25 | <25 | <50 | <25 | <50 | <25 | <25 | <25 | **283** | **607** | <100 | <25 | <100 | **52.7** | **103.J** | **43.2J** | <25 | <25 | **6,080** | <25 | <50 | **322** | **90** | <50 | **3,780** | **2,430** | **1,350** | **42,900** | **8,080** | **1,040** | **52,000** |
| 92575206 | MW-19_20211201 | MW-19 | 12/01/2021 | <5 | **5,280** | <25 | <25 | <25 | <25 | <50 | <25 | <50 | <25 | <25 | <25 | **330** | **959** | <100 | **27.6** | <100 | **53.2** | **113** | **66.8** | <25 | <25 | **9,280** | <25 | <50 | **557** | **156** | <50 | **6,020** | **3,920** | **2,100** | **62,000** | **11,800** | <2,500 | **75,300** |
| 92581193 | MW-19_20220105 | MW-19 | 01/05/2022 | **0.19J** | **4,950** | <20 | <20 | <20 | <20 | <40 | <20 | <40 | <20 | <20 | <20 | **290** | **557** | <80 | <20 | <80 | **52.4** | **91.6** | **18.2J** | <20 | <20 | **6,870** | <20 | <40 | **275** | <20 | <40 | **3,590** | **2,180** | **1,410** | **45,300** | **7,390** | **842** | **53,500** |

**Table 5A**
**Summary of Monitoring Well Sampling Results**

Colonial Pipeline Company
2020-L1-SR2448
Huntersville, North Carolina

| Lab Report Number | Sample ID | Well ID | Sample Date | Metals (µg/L) | VOCs (µg/L) | | | | | | | | | | | | | | | | | | | | | | | | | | | | MADEP VPH (µg/L) | | | |
|---|---|---|---|---|---|---|---|---|---|---|---|---|---|---|---|---|---|---|---|---|---|---|---|---|---|---|---|---|---|---|---|---|---|---|---|---|
| | | | | Lead | Benzene | Bromochloromethane | Bromodichloromethane | n-Butylbenzene | sec-Butylbenzene | Chloroethane | Chloroform | Chloromethane | 2-Chlorotoluene | Dibromochloromethane | 1,2-Dichloroethane | Diisopropyl ether | Ethylbenzene | Hexachloro-1,3-butadiene | Isopropylbenzene (Cumene) | Methylene Chloride | Methyl-tert-butyl ether | Naphthalene | n-Propylbenzene | Styrene | Tetrachloroethene | Toluene | Trichloroethene | Trichlorofluoromethane | 1,2,4-Trimethylbenzene | 1,3,5-Trimethylbenzene | Vinyl chloride | Xylene (Total) | m&p-Xylene | o-Xylene | C5 - C8 Aliphatics | C9 - C12 Aliphatics | C9 - C10 Aromatics | VPH (Total) |
| **NCAC 2L Standards** | | | | **15** | **1** | **NE** | **0.6** | **70** | **70** | **3000** | **70** | **3** | **100** | **0.4** | **0.4** | **70** | **600** | **0.4** | **70** | **5** | **20** | **6** | **70** | **70** | **0.7** | **600** | **3** | **2000** | **400** | **400** | **0.03** | **500** | **500** | **500** | **400** | **700** | **200** | **NE** |
| **IMAC Standards** | | | | -- | -- | -- | -- | -- | -- | -- | -- | -- | -- | -- | -- | -- | -- | -- | -- | -- | -- | -- | -- | -- | -- | -- | -- | -- | -- | -- | -- | -- | -- | -- | -- | -- | -- |
| 92494640 | MW-20_20200909 | MW-20 | 09/09/2020 | <5 | <0.5 | <0.5 | <0.5 | <0.5 | <0.5 | <1 | **0.77** | <1 | <0.5 | <0.5 | <0.5 | <0.5 | <0.5 | <2 | <0.5 | <2 | <0.5 | <2 | <0.5 | <0.5 | <0.5 | <0.5 | <0.5 | <1 | <0.5 | <0.5 | <1 | <1.5 | <1 | <0.5 | <100 | <100 | <100 | <100 |
| 92501960 | MW-20_20201023 | MW-20 | 10/23/2020 | **12.5** | <0.5 | <0.5 | <0.5 | <0.5 | <0.5 | <1 | **0.57** | <1 | <0.5 | <0.5 | <0.5 | <0.5 | <0.5 | <2 | <0.5 | <2 | <0.5 | <2 | <0.5 | <0.5 | <0.5 | <0.5 | <0.5 | <1 | <0.5 | <0.5 | <1 | <1.5 | <1 | <0.5 | <100 | <100 | <100 | <100 |
| 92508881 | MW-20_20201201 | MW-20 | 12/01/2020 | **26.1** | <0.5 | <0.5 | <0.5 | <0.5 | <0.5 | <1 | **1.3** | <1 | <0.5 | <0.5 | <0.5 | <0.5 | <0.5 | <2 | <0.5 | <2 | <0.5 | <2 | <0.5 | <0.5 | <0.5 | <0.5 | <0.5 | <1 | <0.5 | <0.5 | <1 | <1.5 | <1 | <0.5 | <100 | <100 | <100 | <100 |
| 92514598 | MW-20_20210104 | MW-20 | 01/04/2021 | **24.4** | <0.5 | <0.5 | <0.5 | <0.5 | <0.5 | <1 | **0.82** | <1 | <0.5 | <0.5 | <0.5 | <0.5 | <0.5 | <2 | <0.5 | <2 | <0.5 | <2 | <0.5 | <0.5 | <0.5 | **1.1** | <0.5 | <1 | **2.2** | <0.5 | <1 | **2.36** | **1.5** | **0.86** | <100 | <100 | <100 | <100 |
| 92521555 | MW-20_20210210 | MW-20 | 02/10/2021 | <5 | <0.5 | <0.5 | <0.5 | <0.5 | <0.5 | <1 | **1.7** | <1 | <0.5 | <0.5 | <0.5 | <0.5 | <0.5 | <2 | <0.5 | <2 | <0.5 | <2 | <0.5 | <0.5 | <0.5 | <0.5 | <0.5 | <1 | <0.5 | <0.5 | <5 | <1.5 | <1 | <0.5 | **192** | <100 | <100 | **253** |
| 92521555 | DUP-1-20210210 | MW-20 | 02/10/2021 | **7.8** | <0.5 | <0.5 | <0.5 | <0.5 | <0.5 | <1 | **1.8** | <1 | <0.5 | <0.5 | <0.5 | <0.5 | <0.5 | <2 | <0.5 | <2 | <0.5 | <2 | <0.5 | <0.5 | <0.5 | <0.5 | <0.5 | <1 | <0.5 | <0.5 | <1 | <1.5 | <1 | <0.5 | <100 | <100 | <100 | <100 |
| 92526977 | MW-20_20210310 | MW-20 | 03/10/2021 | <5 | <0.5 | <0.5 | <0.5 | <0.5 | <0.5 | <1 | **2.0** | <1 | <0.5 | <0.5 | <0.5 | <0.5 | <0.5 | <2 | <0.5 | <2 | <0.5 | <2 | <0.5 | <0.5 | <0.5 | <0.5 | <0.5 | <1 | <0.5 | <0.5 | <1 | <1.5 | <1 | <0.5 | <100 | <100 | <100 | <100 |
| 92530256 | MW-20_20210407 | MW-20 | 04/07/2021 | <5 | <0.5 | <0.5 | <0.5 | <0.5 | <0.5 | <1 | **2.1** | <1 | <0.5 | <0.5 | <0.5 | <0.5 | <0.5 | <2 | <0.5 | <2 | <0.5 | <2 | <0.5 | <0.5 | <0.5 | <0.5 | <0.5 | <1 | <0.5 | <0.5 | <1 | <1.5 | <1 | <0.5 | <50 | <50 | <50 | <50 |
| 92537489 | MW-20_20210506 | MW-20 | 05/06/2021 | <5 | <0.5 | <0.5 | **0.45J** | <0.5 | <0.5 | <1 | **2.4** | <1 | <0.5 | <0.5 | <0.5 | <0.5 | <0.5 | <2 | <0.5 | <2 | <0.5 | <2 | <0.5 | <0.5 | <0.5 | <0.5 | <0.5 | <1 | <0.5 | <0.5 | <1 | <1.5 | <1 | <0.5 | <50 | <50 | <50 | <50 |
| 92542375 | MW-20_20210603 | MW-20 | 06/03/2021 | <5 | <0.5 | <0.5 | **0.52** | <0.5 | <0.5 | <1 | **2.8** | <1 | <0.5 | <0.5 | <0.5 | <0.5 | <0.5 | <2 | <0.5 | <2 | <0.5 | <2 | <0.5 | <0.5 | <0.5 | <0.5 | <0.5 | <1 | <0.5 | <0.5 | <1 | <1.5 | <1 | <0.5 | <50 | <50 | <50 | <50 |
| 92548168 | MW-20_20210707 | MW-20 | 07/07/2021 | <5 | **0.81** | <0.5 | **0.58** | <0.5 | <0.5 | <1 | **3.3** | <1 | <0.5 | <0.5 | <0.5 | <0.5 | **0.39J** | <2 | <0.5 | <2 | <0.5 | <2 | <0.5 | <0.5 | <0.5 | **0.81** | <0.5 | <1 | <0.5 | <0.5 | <1 | **2.32** | **1.6** | **0.72** | <50 | <50 | <50 | <50 |
| 92553563 | MW-20_20210804 | MW-20 | 08/04/2021 | <5 | <0.5 | <0.5 | **0.67** | <0.5 | <0.5 | <1 | **3.7** | <1 | <0.5 | <0.5 | <0.5 | <0.5 | <0.5 | <2 | <0.5 | <2 | <0.5 | <2 | <0.5 | <0.5 | <0.5 | <0.5 | <0.5 | <1 | <0.5 | <0.5 | <1 | <1.5 | <1 | <0.5 | <50 | <50 | <50 | <50 |
| 92559014 | MW-20_20210901 | MW-20 | 09/01/2021 | <5 | <0.5 | <0.5 | **0.64** | <0.5 | <0.5 | <1 | **3.7** | <1 | <0.5 | <0.5 | <0.5 | **0.53** | <0.5 | <2 | <0.5 | <2 | <0.5 | <2 | <0.5 | <0.5 | <0.5 | <0.5 | <0.5 | <1 | <0.5 | <0.5 | <1 | <1.5 | <1 | <0.5 | <50 | <50 | <50 | <50 |
| 92563804 | MW-20_20210928 | MW-20 | 09/28/2021 | <5 | <0.5 | <0.5 | **0.67** | <0.5 | <0.5 | <0.5 | **3.7** | <0.6 | <0.5 | <0.5 | <0.5 | **0.73** | <0.5 | <0.6 | <0.5 | <5 | <0.5 | <0.5 | <0.5 | <0.5 | <0.5 | <0.5 | <0.5 | <0.5 | <0.5 | <0.5 | <0.5 | <1.5 | <1 | <0.5 | <100 | <100 | <100 | NA |
| 92570483 | MW-20_20211103 | MW-20 | 11/03/2021 | <5 | <0.5 | <0.5 | **0.77** | <0.5 | <0.5 | <1 | **4.2** | <1 | <0.5 | <0.5 | <0.5 | **0.64** | <0.5 | <2 | <0.5 | <2 | <0.5 | <2 | <0.5 | <0.5 | <0.5 | <0.5 | <0.5 | <1 | <0.5 | <0.5 | <1 | <1.5 | <1 | <0.5 | <50 | <50 | <50 | <50 |
| 92575654 | MW-20_20211202 | MW-20 | 12/02/2021 | <5 | <0.5 | <0.5 | **0.85** | <0.5 | <0.5 | <1 | **4.4** | <1 | <0.5 | <0.5 | <0.5 | **0.46J** | <0.5 | <2 | <0.5 | <2 | <0.5 | <2 | <0.5 | <0.5 | <0.5 | <0.5 | <0.5 | <1 | <0.5 | <0.5 | <1 | <1.5 | <1 | <0.5 | <50 | <50 | <50 | <50 |
| 92583376 | MW-20_20220106 | MW-20 | 01/06/2022 | **2.2J** | <0.5 | <0.5 | **0.84** | <0.5 | <0.5 | <1 | **4.1** | <1 | <0.5 | <0.5 | <0.5 | **0.59** | <0.5 | <2 | <0.5 | <2 | <0.5 | <2 | <0.5 | <0.5 | <0.5 | <0.5 | <0.5 | <1 | <0.5 | <0.5 | <1 | <1.5 | <1 | <0.5 | <50 | <50 | <50 | <50 |
| 92495905 | MW-21_20200916 | MW-21 | 09/16/2020 | <5 | <0.5 | <0.5 | <0.5 | <0.5 | <0.5 | <1 | **8** | <1 | <0.5 | <0.5 | <0.5 | **1.2** | <0.5 | <2 | <0.5 | <2 | <0.5 | <2 | <0.5 | <0.5 | **1.3** | <0.5 | <0.5 | <1 | <0.5 | <0.5 | <1 | <1.5 | <1 | <0.5 | <100 | <100 | <100 | <100 |
| 92501343 | MW-21_20201020 | MW-21 | 10/20/2020 | **8.1** | **38** | <0.5 | <0.5 | <0.5 | <0.5 | <1 | **5.8** | <1 | <0.5 | <0.5 | <0.5 | **12.2** | **2.2** | <2 | <0.5 | <2 | **4.8** | <2 | <0.5 | <0.5 | **0.93** | **44.9** | <0.5 | <1 | **2.3** | <0.5 | <1 | **21.9** | **14.2** | **7.7** | **187** | <100 | <100 | **251** |
| 92508884 | MW-21_20201201 | MW-21 | 12/01/2020 | **53.7** | **124** | <0.5 | <0.5 | <0.5 | <0.5 | <1 | **4.5** | <1 | <0.5 | <0.5 | <0.5 | **31.1** | **3.6** | <2 | <0.5 | <2 | **12.2** | <2 | <0.5 | <0.5 | **0.82** | **46.8** | <0.5 | <1 | **7.7** | <0.5 | <1 | **66.9** | **42.7** | **24.2** | **466** | **121** | <100 | **630** |
| 92515075 | MW-21_20210106 | MW-21 | 01/06/2021 | <5 | **726** | <2.5 | <2.5 | <2.5 | <2.5 | <5 | <2.5 | <5 | <2.5 | <2.5 | <2.5 | **108** | **8** | <10 | <2.5 | <10 | **50** | <10 | <2.5 | <2.5 | <2.5 | **96.1** | <2.5 | <5 | **28.9** | <2.5 | <5 | **196.5** | **128** | **68.5** | **2,210** | **456** | **122** | **2,790** |
| 92521555 | MW-21_20210210 | MW-21 | 02/10/2021 | <5 | **1,030** | <5 | <5 | <5 | <5 | <10 | <5 | <10 | <5 | <5 | <5 | **130** | **18.7** | <20 | <5 | <20 | **68.7** | **23.3** | <5 | <5 | <5 | **524** | <5 | <10 | **65.4** | <5 | <1 | **512** | **330** | **182** | **4,710** | **991** | **269** | **5,970** |
| 92526257 | MW-21_20210308 | MW-21 | 03/08/2021 | <5 | **1,470** | <5 | <5 | <5 | <5 | <10 | <5 | <10 | <5 | <5 | <5 | **192** | **20.7** | <20 | <5 | <20 | **92.3** | **20.9** | <5 | <5 | <5 | **156** | <5 | <10 | **47.7** | <5 | <10 | **298.4** | **207** | **91.4** | **4,420** | **480** | **236** | **5,140** |
| 92531585 | MW-21_20210406 | MW-21 | 04/06/2021 | <5 | <0.5 | <0.5 | <0.5 | <0.5 | <0.5 | <1 | **1.3** | <1 | <0.5 | <0.5 | <0.5 | **29.2** | <0.5 | <2 | <0.5 | <2 | **11.1** | <2 | <0.5 | <0.5 | <0.5 | <0.5 | <0.5 | <1 | <0.5 | <0.5 | <1 | <1.5 | <1 | <0.5 | <50 | <50 | **72.6** | **72.6** |
| 92537153 | MW-21_20210505 | MW-21 | 05/05/2021 | <5 | **720** | <2.5 | <2.5 | <2.5 | <2.5 | <5 | <2.5 | <5 | <2.5 | <2.5 | <2.5 | **105** | **4.7** | <10 | <2.5 | <10 | **53.9** | **9.3J** | <2.5 | <2.5 | <2.5 | **33.8** | <2.5 | <5 | **13.5** | <2.5 | <5 | **72.2** | **72.2** | **34** | **4,670** | **337** | **64.8** | **5,010** |
| 92542352 | MW-21_20210603 | MW-21 | 06/03/2021 | <5 | **1,780** | <6.2 | <6.2 | <6.2 | <6.2 | <12.5 | <6.2 | <12.5 | <6.2 | <6.2 | <6.2 | **249** | **8.5** | <25 | <6.2 | <25 | **117** | **43.7** | <6.2 | <6.2 | <6.2 | **90.9** | <6.2 | <12.5 | **32.6** | <6.2 | <12.5 | **265.3** | **174** | **91.3** | **10,500** | **714** | <125 | **11,200** |
| 92548170 | MW-21_20210707 | MW-21 | 07/07/2021 | <5 | **1,490** | <6.2 | <6.2 | <6.2 | <6.2 | <12.5 | <6.2 | <12.5 | <6.2 | <6.2 | <6.2 | **181** | **6.1J** | <25 | <6.2 | <25 | **87** | **22.2J** | <6.2 | <6.2 | <6.2 | **68.8** | <6.2 | <12.5 | **26.4** | <6.2 | <12.5 | **260.9** | **161** | **99.9** | **9,300** | **611** | <200 | **10,000** |
| 92553189 | MW-21_20210803 | MW-21 | 08/03/2021 | <5 | **154** | <0.5 | <0.5 | <0.5 | <0.5 | <1 | <0.5 | <1 | <0.5 | <0.5 | <0.5 | **35.3** | <0.5 | <2 | <0.5 | <2 | **14.9** | **1.4J** | <0.5 | <0.5 | <0.5 | **2.2** | <0.5 | <1 | **2.3** | **0.95** | <1 | **13.9** | **4.8** | **9.1** | **1,050** | <50 | <50 | **1,080** |
| 92558742 | MW-21_20210831 | MW-21 | 08/31/2021 | <5 | **0.81** | <0.5 | <0.5 | <0.5 | <0.5 | <1 | <0.5 | <1 | <0.5 | <0.5 | <0.5 | **2.9** | <0.5 | <2 | <0.5 | <2 | **0.71** | <2 | <0.5 | <0.5 | <0.5 | **1.7** | <0.5 | <1 | <0.5 | <0.5 | <1 | <1.5 | <1 | <0.5 | <50 | <50 | <50 | <50 |
| 92564485 | MW-21_20211001 | MW-21 | 10/01/2021 | <5.0 | **620** | <5 | <5 | <5 | <5 | <5 | <5 | <0.6 | <5 | <5 | <5 | **62** | **2.4J** | <6 | **2.0J** | <50 | **41** | **6.8** | **1.4J** | <5 | <5 | **14** | <5 | <5 | **2.2J** | **1.0J** | <5 | **32** | **14** | **18** | **1,400** | <200 | <200 | NA |
| 92570181 | MW-21_20211102 | MW-21 | 11/02/2021 | <5 | **10.2** | <0.5 | <0.5 | <0.5 | <0.5 | <1 | <0.5 | <1 | <0.5 | <0.5 | <0.5 | **4** | **0.34J** | <2 | <0.5 | <2 | **0.64** | <2 | <0.5 | <0.5 | <0.5 | **5.1** | <0.5 | <1 | **1.0** | <0.5 | <1 | **6.3** | **2.4** | **3.9** | **63.7** | <50 | <50 | **82.5** |
| 92575206 | MW-21_20211201 | MW-21 | 12/01/2021 | <5 | **66.9** | <0.5 | <0.5 | <0.5 | <0.5 | <1 | <0.5 | <1 | <0.5 | <0.5 | <0.5 | **9** | **2.2** | <2 | <0.5 | <2 | **1.8** | **1.3J** | <0.5 | <0.5 | <0.5 | **31** | <0.5 | <1 | **9.7** | **2.9** | <1 | **49** | **18.7** | **30.3** | **396** | **101** | <50 | **519** |
| 92580930<br>92580955 | MW-21_20220104 | MW-21 | 01/04/2022 | <5 | **18.4** | <0.5 | <0.5 | <0.5 | <0.5 | <1 | <0.5 | <1 | <0.5 | <0.5 | <0.5 | **3** | **1.3** | <2 | <0.5 | <2 | **0.66** | **0.79J** | <0.5 | <0.5 | <0.5 | **16.2** | <0.5 | <1 | **4.9** | **1.1** | <1 | **19.6** | **7.7** | **11.9** | **127** | <50 | <50 | **176** |
| 92494640 | MW-22_20200909 | MW-22 | 09/09/2020 | <5 | **14.5** | <0.5 | <0.5 | <0.5 | <0.5 | <1 | <0.5 | <1 | <0.5 | <0.5 | <0.5 | **4.4** | <0.5 | <2 | <0.5 | <2 | <0.5 | <2 | <0.5 | <0.5 | <0.5 | <0.5 | <0.5 | <1 | <0.5 | <0.5 | <1 | **3.2** | <1 | **3.2** | <100 | <100 | <100 | <100 |
| 92500608 | MW-22_20201007 | MW-22 | 10/07/2020 | **9.4** | <0.5 | <0.5 | <0.5 | <0.5 | <0.5 | <1 | <0.5 | <1 | <0.5 | <0.5 | <0.5 | **1.8** | <0.5 | <2 | <0.5 | <2 | <0.5 | <2 | <0.5 | <0.5 | <0.5 | <0.5 | <0.5 | <1 | <0.5 | <0.5 | <1 | <1.5 | <1 | <0.5 | <100 | <100 | <100 | <100 |
| 92501860 | MW-22_20201022 | MW-22 | 10/22/2020 | <5 | <0.5 | <0.5 | <0.5 | <0.5 | <0.5 | <1 | <0.5 | <1 | <0.5 | <0.5 | <0.5 | **1.6** | <0.5 | <2 | <0.5 | <2 | <0.5 | <2 | <0.5 | <0.5 | <0.5 | **0.5** | <0.5 | <1 | <0.5 | <0.5 | <1 | <1.5 | <1 | <0.5 | <100 | <100 | <100 | <100 |
| 92496816 | MW-23_20200920 | MW-23 | 09/20/2020 | <5 | <0.5 | <0.5 | **6.1** | <0.5 | <0.5 | <1 | **36.9** | <1 | <0.5 | **1.5** | <0.5 | <0.5 | <0.5 | <2 | <0.5 | <2 | <0.5 | <2 | <0.5 | <0.5 | <0.5 | <0.5 | <0.5 | <1 | <0.5 | <0.5 | <1 | <1.5 | <1 | <0.5 | <100 | <100 | <100 | <100 |
| 92531585 | MW-23_20210406 | MW-23 | 04/06/2021 | <5 | <0.5 | <0.5 | <0.5 | <0.5 | <0.5 | <1 | <0.5 | <1 | <0.5 | <0.5 | <0.5 | <0.5 | <0.5 | <2 | <0.5 | <2 | <0.5 | <2 | <0.5 | <0.5 | <0.5 | <0.5 | <0.5 | <1 | <0.5 | <0.5 | <1 | <1.5 | <1 | <0.5 | <50 | <50 | <50 | <50 |
| 92500605 | MW-23R_20201007 | MW-23 | 10/07/2020 | **32.2** | <0.5 | <0.5 | **0.56** | <0.5 | <0.5 | <1 | **3.2** | <1 | <0.5 | <0.5 | <0.5 | <0.5 | <0.5 | <2 | <0.5 | <2 | <0.5 | <2 | <0.5 | <0.5 | <0.5 | <0.5 | <0.5 | <1 | <0.5 | <0.5 | <1 | <1.5 | <1 | <0.5 | <100 | <100 | <100 | <100 |
| 92501343 | MW-23R_20201020 | MW-23 | 10/20/2020 | **94.4** | <0.5 | <0.5 | <0.5 | <0.5 | <0.5 | <1 | **1.7** | <1 | <0.5 | <0.5 | <0.5 | <0.5 | <0.5 | <2 | <0.5 | <2 | <0.5 | <2 | <0.5 | <0.5 | <0.5 | <0.5 | <0.5 | <1 | <0.5 | <0.5 | <1 | <1.5 | <1 | <0.5 | <100 | <100 | <100 | <100 |
| 92508884 | MW-23_20201201 | MW-23 | 12/01/2020 | **24.7** | <0.5 | <0.5 | <0.5 | <0.5 | <0.5 | <1 | **0.97** | <1 | <0.5 | <0.5 | <0.5 | <0.5 | <0.5 | <2 | <0.5 | <2 | <0.5 | <2 | <0.5 | <0.5 | <0.5 | <0.5 | <0.5 | <1 | <0.5 | <0.5 | <1 | <1.5 | <1 | <0.5 | <100 | <100 | <100 | <100 |
| 92515075 | MW-23_20210106 | MW-23 | 01/06/2021 | **85.1** | <0.5 | <0.5 | <0.5 | <0.5 | <0.5 | <1 | **0.61** | <1 | <0.5 | <0.5 | <0.5 | <0.5 | <0.5 | <2 | <0.5 | <2 | <0.5 | <2 | <0.5 | <0.5 | <0.5 | <0.5 | <0.5 | <1 | <0.5 | <0.5 | <1 | <1.5 | <1 | <0.5 | <100 | <100 | <100 | <100 |
| 92521555 | MW-23_20210210 | MW-23 | 02/10/2021 | <5 | <0.5 | <0.5 | <0.5 | <0.5 | <0.5 | <1 | <0.5 | <1 | <0.5 | <0.5 | <0.5 | <0.5 | <0.5 | <2 | <0.5 | <2 | <0.5 | <2 | <0.5 | <0.5 | <0.5 | <0.5 | <0.5 | <1 | <0.5 | <0.5 | <10 | <1.5 | <1 | <0.5 | <100 | <100 | <100 | <100 |
| 92526257 | MW-23_20210308 | MW-23 | 03/08/2021 | <5 | <0.5 | <0.5 | <0.5 | <0.5 | <0.5 | <1 | <0.5 | <1 | <0.5 | <0.5 | <0.5 | <0.5 | <0.5 | <2 | <0.5 | <2 | <0.5 | <2 | <0.5 | <0.5 | <0.5 | <0.5 | <0.5 | <1 | <0.5 | <0.5 | <1 | <1.5 | <1 | <0.5 | <100 | <100 | <100 | <100 |
| 92537153 | MW-23_20210505 | MW-23 | 05/05/2021 | <5 | <0.5 | <0.5 | <0.5 | <0.5 | <0.5 | <1 | <0.5 | <1 | <0.5 | <0.5 | <0.5 | <0.5 | <0.5 | <2 | <0.5 | <2 | <0.5 | <2 | <0.5 | <0.5 | <0.5 | <0.5 | <0.5 | <1 | <0.5 | <0.5 | <1 | <1 | <1 | <0.5 | <50 | <50 | <50 | <50 |
| 92542352 | MW-23_20210603 | MW-23 | 06/03/2021 | <5 | <0.5 | <0.5 | <0.5 | <0.5 | <0.5 | <1 | <0.5 | <1 | <0.5 | <0.5 | <0.5 | <0.5 | <0.5 | <2 | <0.5 | <2 | <0.5 | <2 | <0.5 | <0.5 | <0.5 | <0.5 | <0.5 | <1 | <0.5 | <0.5 | <1 | <1.5 | <1 | <0.5 | <50 | <50 | <50 | <50 |
| 92548170 | MW-23_20210707 | MW-23 | 07/07/2021 | <5 | <0.5 | <0.5 | <0.5 | <0.5 | <0.5 | <1 | <0.5 | <1 | <0.5 | <0.5 | <0.5 | <0.5 | <0.5 | <2 | <0.5 | <2 | <0.5 | <2 | <0.5 | <0.5 | <0.5 | <0.5 | <0.5 | <1 | <0.5 | <0.5 | <1 | <1.5 | <1 | <0.5 | <50 | <50 | <50 | <50 |
| 92553189 | MW-23_20210803 | MW-23 | 08/03/2021 | <5 | <0.5 | <0.5 | <0.5 | <0.5 | <0.5 | <1 | <0.5 | <1 | <0.5 | <0.5 | <0.5 | <0.5 | <0.5 | <2 | <0.5 | <2 | <0.5 | <2 | <0.5 | <0.5 | <0.5 | <0.5 | <0.5 | <1 | <0.5 | <0.5 | <1 | <1.5 | <1 | <0.5 | <50 | <50 | <50 | <50 |

**Table 5A**
**Summary of Monitoring Well Sampling Results**

Colonial Pipeline Company
2020-L1-SR2448
Huntersville, North Carolina

| Lab Report Number | Sample ID | Well ID | Sample Date | Metals (µg/L) | VOCs (µg/L) | | | | | | | | | | | | | | | | | | | | | | | | | | | | | | | MADEP VPH (µg/L) | | | |
|---|---|---|---|---|---|---|---|---|---|---|---|---|---|---|---|---|---|---|---|---|---|---|---|---|---|---|---|---|---|---|---|---|---|---|---|---|---|---|---|
| | | | | Lead | Benzene | Bromochloromethane | Bromodichloromethane | n-Butylbenzene | sec-Butylbenzene | Chloroethane | Chloroform | Chloromethane | 2-Chlorotoluene | Dibromochloromethane | 1,2-Dichloroethane | Diisopropyl ether | Ethylbenzene | Hexachloro-1,3-butadiene | Isopropylbenzene (Cumene) | Methylene Chloride | Methyl-tert-butyl ether | Naphthalene | n-Propylbenzene | Styrene | Tetrachloroethene | Toluene | Trichloroethene | Trichlorofluoromethane | 1,2,4-Trimethylbenzene | 1,3,5-Trimethylbenzene | Vinyl chloride | Xylene (Total) | m&p-Xylene | o-Xylene | C5 - C8 Aliphatics | C9 - C12 Aliphatics | C9 - C10 Aromatics | VPH (Total) |
| **NCAC 2L Standards** | | | | **15** | **1** | **NE** | **0.6** | **70** | **70** | **3000** | **70** | **3** | **100** | **0.4** | **0.4** | **70** | **600** | **0.4** | **70** | **5** | **20** | **6** | **70** | **70** | **0.7** | **600** | **3** | **2000** | **400** | **400** | **0.03** | **500** | **500** | **500** | **400** | **700** | **200** | **NE** |
| **IMAC Standards** | | | | -- | -- | -- | -- | -- | -- | -- | -- | -- | -- | -- | -- | -- | -- | -- | -- | -- | -- | -- | -- | -- | -- | -- | -- | -- | -- | -- | -- | -- | -- | -- | -- | -- | -- | -- |
| 92559332 | MW-23_20210902 | MW-23 | 09/02/2021 | <5 | <0.5 | <0.5 | <0.5 | <0.5 | <0.5 | <1 | <0.5 | <1 | <0.5 | <0.5 | <0.5 | <0.5 | <0.5 | <2 | <0.5 | <2 | <0.5 | <2 | <0.5 | <0.5 | <0.5 | <0.5 | <0.5 | <1 | <0.5 | <0.5 | <1 | <1.5 | <1 | <0.5 | <50 | <50 | <50 | <50 |
| 92564485 | MW-23_20211001 | MW-23 | 10/01/2021 | <5.0 | <0.5 | <0.5 | <0.5 | <0.5 | <0.5 | <0.5 | <0.5 | <0.6 | <0.5 | <0.5 | <0.5 | <0.5 | <0.5 | <0.6 | <0.5 | <5 | <0.5 | <0.5 | <0.5 | <0.5 | <0.5 | <0.5 | <0.5 | <0.5 | <0.5 | <0.5 | <0.5 | <1.5 | <1 | <0.5 | <100 | <100 | <100 | NA |
| 92564485 | DUP-1-20211001 | MW-23 | 10/01/2021 | <5 | <0.5 | <0.5 | <0.5 | <0.5 | <0.5 | <0.5 | <0.5 | <0.6 | <0.5 | <0.5 | <0.5 | <0.5 | <0.5 | <0.6 | <0.5 | <5 | <0.5 | <0.5 | <0.5 | <0.5 | <0.5 | <0.5 | <0.5 | <0.5 | <0.5 | <0.5 | <0.5 | <1.5 | <1 | <0.5 | <100 | <100 | <100 | NA |
| 92570181 | MW-23_20211102 | MW-23 | 11/02/2021 | <5 | <0.5 | <0.5 | <0.5 | <0.5 | <0.5 | <1 | <0.5 | <1 | <0.5 | <0.5 | <0.5 | <0.5 | <0.5 | <2 | <0.5 | <2 | <0.5 | <2 | <0.5 | <0.5 | <0.5 | <0.5 | <0.5 | <1 | <0.5 | <0.5 | <1 | <1.5 | <1 | <0.5 | <50 | <50 | <50 | <50 |
| 92575206 | MW-23_20211201 | MW-23 | 12/01/2021 | <5 | <0.5 | <0.5 | <0.5 | <0.5 | <0.5 | <1 | <0.5 | <1 | <0.5 | <0.5 | <0.5 | <0.5 | <0.5 | <2 | <0.5 | <2 | <0.5 | <2 | <0.5 | <0.5 | <0.5 | <0.5 | <0.5 | <1 | <0.5 | <0.5 | <1 | <1.5 | <1 | <0.5 | <50 | <50 | <50 | <50 |
| 92581193 | MW-23_20220105 | MW-23 | 01/05/2022 | **0.75J** | **0.59** | <0.5 | <0.5 | <0.5 | <0.5 | <1 | <0.5 | <1 | <0.5 | <0.5 | <0.5 | <0.5 | <0.5 | <2 | <0.5 | <2 | <0.5 | <2 | <0.5 | <0.5 | <0.5 | **1.9** | <0.5 | <1 | <0.5 | <0.5 | <1 | **0.47J** | <1 | **0.47J** | <50 | <50 | <50 | <50 |
| 92495103 | MW-25_20200911 | MW-25 | 09/11/2020 | <10 | <0.5 | <0.5 | <0.5 | <0.5 | <0.5 | <1 | <0.5 | <1 | <0.5 | <0.5 | <0.5 | <0.5 | <0.5 | <2 | <0.5 | <2 | <0.5 | <2 | <0.5 | <0.5 | <0.5 | <0.5 | <0.5 | <1 | <0.5 | <0.5 | <1 | <1.5 | <1 | <0.5 | <100 | <100 | <100 | <100 |
| 92501960 | MW-25_20201023 | MW-25 | 10/23/2020 | **97.9** | <0.5 | <0.5 | <0.5 | <0.5 | <0.5 | <1 | <0.5 | <1 | <0.5 | <0.5 | <0.5 | <0.5 | <0.5 | <2 | <0.5 | <2 | <0.5 | <2 | <0.5 | <0.5 | <0.5 | <0.5 | <0.5 | <1 | <0.5 | <0.5 | <1 | <1.5 | <1 | <0.5 | <100 | <100 | <100 | <100 |
| 92508881 | MW-25_20201201 | MW-25 | 12/01/2020 | **142** | <0.5 | <0.5 | <0.5 | <0.5 | <0.5 | <1 | <0.5 | <1 | <0.5 | <0.5 | <0.5 | <0.5 | <0.5 | <2 | <0.5 | <2 | <0.5 | <2 | <0.5 | <0.5 | <0.5 | <0.5 | <0.5 | <1 | <0.5 | <0.5 | <1 | <1.5 | <1 | <0.5 | <100 | <100 | <100 | <100 |
| 92514598 | MW-25_20210104 | MW-25 | 01/04/2021 | **160** | <0.5 | <0.5 | <0.5 | <0.5 | <0.5 | <1 | <0.5 | <1 | <0.5 | <0.5 | <0.5 | <0.5 | <0.5 | <2 | <0.5 | <2 | <0.5 | <2 | <0.5 | <0.5 | <0.5 | <0.5 | <0.5 | <1 | <0.5 | <0.5 | <1 | <1.5 | <1 | <0.5 | <100 | <100 | <100 | <100 |
| 92521237 | MW-25_20210209 | MW-25 | 02/09/2021 | <5 | <0.5 | <0.5 | <0.5 | <0.5 | <0.5 | <1 | **0.99** | <1 | <0.5 | <0.5 | <0.5 | <0.5 | <0.5 | <2 | <0.5 | <2 | <0.5 | <2 | <0.5 | <0.5 | <0.5 | <0.5 | <0.5 | <1 | <0.5 | <0.5 | <1 | <1.5 | <1 | <0.5 | <100 | <100 | <100 | <100 |
| 92526977 | MW-25_20210310 | MW-25 | 03/10/2021 | **11.4** | <0.5 | <0.5 | <0.5 | <0.5 | <0.5 | <1 | **1.5** | <1 | <0.5 | <0.5 | <0.5 | <0.5 | <0.5 | <2 | <0.5 | <2 | <0.5 | <2 | <0.5 | <0.5 | <0.5 | <0.5 | <0.5 | <1 | <0.5 | <0.5 | <1 | <1.5 | <1 | <0.5 | <100 | <100 | <100 | <100 |
| 92532417 | MW-25_20210408 | MW-25 | 04/08/2021 | **10.1** | <0.5 | <0.5 | <0.5 | <0.5 | <0.5 | <1 | **1.4** | <1 | <0.5 | <0.5 | <0.5 | <0.5 | <0.5 | <2 | <0.5 | <2 | <0.5 | <2 | <0.5 | <0.5 | <0.5 | <0.5 | <0.5 | <1 | <0.5 | <0.5 | <1 | <1.5 | <1 | <0.5 | <50 | <50 | <50 | <50 |
| 92537489 | MW-25_20210506 | MW-25 | 05/06/2021 | <5 | <0.5 | <0.5 | <0.5 | <0.5 | <0.5 | <1 | **1.3** | <1 | <0.5 | <0.5 | <0.5 | <0.5 | <0.5 | <2 | <0.5 | <2 | <0.5 | <2 | <0.5 | <0.5 | <0.5 | <0.5 | <0.5 | <1 | <0.5 | <0.5 | <1 | <1.5 | <1 | <0.5 | <50 | <50 | <50 | <50 |
| 92542375 | MW-25_20210603 | MW-25 | 06/03/2021 | <5 | <0.5 | <0.5 | **0.32J** | <0.5 | <0.5 | <1 | <0.5 | <1 | <0.5 | <0.5 | <0.5 | <0.5 | <0.5 | <2 | <0.5 | <2 | <0.5 | <2 | <0.5 | <0.5 | <0.5 | <0.5 | <0.5 | <1 | <0.5 | <0.5 | <1 | <1.5 | <1 | <0.5 | <50 | <50 | <50 | <50 |
| 92548787 | MW-25_20210709 | MW-25 | 07/09/2021 | <5 | **3.9** | <0.5 | **0.33J** | <0.5 | <0.5 | <1 | **1.9** | <1 | <0.5 | <0.5 | <0.5 | **0.73** | <0.5 | <2 | <0.5 | <2 | <0.5 | <2 | <0.5 | <0.5 | <0.5 | **1.2** | <0.5 | <1 | **0.59** | <0.5 | <1 | **7.5** | **5.0** | **2.5** | <50 | <50 | <50 | <50 |
| 92553563 | MW-25_20210804 | MW-25 | 08/04/2021 | **25.6** | **9.7** | <0.5 | **0.54J** | <0.5 | <0.5 | <1 | **2.5** | <1 | <0.5 | <0.5 | <0.5 | **3.1** | <0.5 | <2 | <0.5 | <2 | <0.5 | <2 | <0.5 | <0.5 | <0.5 | **9.3** | <0.5 | <1 | <0.5 | <0.5 | <1 | **9.8** | **5.3** | **4.5** | **136** | <50 | <50 | **166** |
| 92559360 | MW-25_20210902 | MW-25 | 09/02/2021 | <5 | **95.9** | <0.5 | <0.5 | <0.5 | <0.5 | <1 | **2.3** | <1 | <0.5 | <0.5 | <0.5 | **5.8** | **8.7** | <2 | **1.2** | <2 | <0.5 | **5.5** | **1.8** | <0.5 | <0.5 | **172** | <0.5 | <1 | **24.7** | <0.5 | <1 | **239.8** | **157** | **82.8** | **1,840** | **535** | **69.4** | **2,450** |
| 92564084 | MW-25_20210929 | MW-25 | 09/29/2021 | <5.0 | **66** | <0.5 | **0.55** | **0.14J** | **0.12J** | <0.5 | **2.2** | <2 | <0.5 | <0.5 | <0.5 | **5.3** | **1.4** | <0.6 | **1.3** | <5 | **0.24J** | **4.1** | **1.4** | **0.10J** | <0.5 | **130** | <0.5 | <0.5 | **21** | **6.1** | <0.5 | **224** | **140** | **84** | **690** | <100 | **120** | NA |
| 92570483 | MW-25_20211103 | MW-25 | 11/03/2021 | **20.4** | **151** | <0.5 | **0.39J** | <0.5 | <0.5 | <1 | **2.4** | <1 | <0.5 | <0.5 | <0.5 | **15.6** | **6.1** | <2 | **1.2** | <2 | **0.69** | **4.3** | **1.7** | <0.5 | <0.5 | **177** | <0.5 | <1 | **22.2** | **6.1** | <1 | **228.1** | **142** | **86.1** | **1,720** | **450** | **65.1** | **2,230** |
| 92575462 | MW-25_20211201 | MW-25 | 12/01/2021 | <5 | **208** | <1 | <1 | <1 | <1 | <2 | **2.2** | **1.8J** | <1 | <1 | <1 | **14.6** | **9.1** | <4 | **1.4** | <4 | <1 | **7.2** | <1 | <1 | <1 | **255** | <1 | <2 | **26.9** | <1 | <2 | **276** | **164** | **112** | **2,440** | **552** | **81.9** | **3,080** |
| 92583209 | MW-25_20220105 | MW-25 | 01/05/2022 | **9.5** | **814** | <5 | <5 | <5 | <5 | <10 | <5 | <10 | <5 | <5 | <5 | **67.3** | **21.1** | <20 | **4.4J** | <20 | <5 | **25.9** | **7.2** | <5 | <5 | **911** | <5 | <10 | **87.2** | **26.3** | <10 | **1,067** | **661** | **406** | **11,600** | **2,360** | **284** | **14,300** |
| 92494640 | MW-26_20200909 | MW-26 | 09/09/2020 | <5 | **7.7** | <0.5 | <0.5 | <0.5 | <0.5 | <1 | <0.5 | <1 | <0.5 | <0.5 | <0.5 | **1.3** | **1.8** | <2 | <0.5 | <2 | <0.5 | <2 | <0.5 | <0.5 | <0.5 | **22.6** | <0.5 | <1 | **0.69** | <0.5 | <1 | **9.5** | **6.4** | **3.1** | <100 | <100 | <100 | **114** |
| 92494640 | MW-27_20200909 | MW-27 | 09/09/2020 | <5 | <0.5 | <0.5 | <0.5 | <0.5 | <0.5 | <1 | <0.5 | <1 | <0.5 | <0.5 | <0.5 | <0.5 | <0.5 | <2 | <0.5 | <2 | <0.5 | <2 | <0.5 | <0.5 | <0.5 | <0.5 | <0.5 | <1 | <0.5 | <0.5 | <1 | <1.5 | <1 | <0.5 | <100 | <100 | <100 | <100 |
| 92501860 | MW-27_20201022 | MW-27 | 10/22/2020 | **18.4** | <0.5 | <0.5 | <0.5 | <0.5 | <0.5 | <1 | <0.5 | <1 | <0.5 | <0.5 | <0.5 | <0.5 | <0.5 | <2 | <0.5 | <2 | <0.5 | <2 | <0.5 | <0.5 | <0.5 | <0.5 | <0.5 | <1 | <0.5 | <0.5 | <1 | <1.5 | <1 | <0.5 | <100 | <100 | <100 | <100 |
| 92508536 | MW-27_20201130 | MW-27 | 11/30/2020 | **24.8** | <0.5 | <0.5 | <0.5 | <0.5 | <0.5 | <1 | <0.5 | <1 | <0.5 | <0.5 | <0.5 | <0.5 | <0.5 | <2 | <0.5 | <2 | <0.5 | <2 | <0.5 | <0.5 | <0.5 | <0.5 | <0.5 | <1 | <0.5 | <0.5 | <1 | <1.5 | <1 | <0.5 | <100 | <100 | <100 | <100 |
| 92514598 | MW-27_20210104 | MW-27 | 01/04/2021 | **35.1** | <0.5 | <0.5 | <0.5 | <0.5 | <0.5 | <1 | <0.5 | <1 | <0.5 | <0.5 | <0.5 | <0.5 | <0.5 | <2 | <0.5 | <2 | <0.5 | <2 | <0.5 | <0.5 | <0.5 | <0.5 | <0.5 | <1 | <0.5 | <0.5 | <1 | <1.5 | <1 | <0.5 | <100 | <100 | <100 | <100 |
| 92521237 | MW-27_20210209 | MW-27 | 02/09/2021 | <5 | <0.5 | <0.5 | <0.5 | <0.5 | <0.5 | <1 | <0.5 | <1 | <0.5 | <0.5 | <0.5 | <0.5 | <0.5 | <2 | <0.5 | <2 | <0.5 | <2 | <0.5 | <0.5 | <0.5 | <0.5 | <0.5 | <1 | <0.5 | <0.5 | <1 | <1.5 | <1 | <0.5 | <100 | <100 | <100 | <100 |
| 92526977 | MW-27_20210310 | MW-27 | 03/10/2021 | <5 | <0.5 | <0.5 | <0.5 | <0.5 | <0.5 | <1 | <0.5 | <1 | <0.5 | <0.5 | <0.5 | <0.5 | <0.5 | <2 | <0.5 | <2 | <0.5 | <2 | <0.5 | <0.5 | <0.5 | <0.5 | <0.5 | <1 | <0.5 | <0.5 | <1 | <1.5 | <1 | <0.5 | <100 | <100 | <100 | <100 |
| 92532417 | MW-27_20210408 | MW-27 | 04/08/2021 | <5 | <0.5 | <0.5 | <0.5 | <0.5 | <0.5 | <1 | <0.5 | <1 | <0.5 | <0.5 | <0.5 | <0.5 | <0.5 | <2 | <0.5 | <2 | <0.5 | <2 | <0.5 | <0.5 | <0.5 | <0.5 | <0.5 | <1 | <0.5 | <0.5 | <1 | <1.5 | <1 | <0.5 | <50 | <50 | <50 | <50 |
| 92537489 | MW-27_20210506 | MW-27 | 05/06/2021 | <5 | <0.5 | <0.5 | <0.5 | <0.5 | <0.5 | <1 | <0.5 | <1 | <0.5 | <0.5 | <0.5 | <0.5 | <0.5 | <2 | <0.5 | <2 | <0.5 | <2 | <0.5 | <0.5 | <0.5 | <0.5 | <0.5 | <1 | <0.5 | <0.5 | <1 | <1.5 | <1 | <0.5 | <50 | <50 | <50 | <50 |
| 92542375 | MW-27_20210603 | MW-27 | 06/03/2021 | <5 | <0.5 | <0.5 | <0.5 | <0.5 | <0.5 | <1 | <0.5 | <1 | <0.5 | <0.5 | <0.5 | <0.5 | <0.5 | <2 | <0.5 | <2 | <0.5 | <2 | <0.5 | <0.5 | <0.5 | <0.5 | <0.5 | <1 | <0.5 | <0.5 | <1 | <1.5 | <1 | <0.5 | <50 | <50 | <50 | <50 |
| 92548527 | MW-27_20210708 | MW-27 | 07/08/2021 | <5 | <0.5 | <0.5 | <0.5 | <0.5 | <0.5 | <1 | <0.5 | <1 | <0.5 | <0.5 | <0.5 | <0.5 | <0.5 | <2 | <0.5 | <2 | <0.5 | <2 | <0.5 | <0.5 | <0.5 | <0.5 | <0.5 | <1 | <0.5 | <0.5 | <1 | <1.5 | <1 | <0.5 | <50 | <50 | <50 | <50 |
| 92554137 | MW-27_20210805 | MW-27 | 08/05/2021 | <5 | <0.5 | <0.5 | <0.5 | <0.5 | <0.5 | <1 | <0.5 | <1 | <0.5 | <0.5 | <0.5 | <0.5 | <0.5 | <2 | <0.5 | <2 | <0.5 | <2 | <0.5 | <0.5 | <0.5 | <0.5 | <0.5 | <1 | <0.5 | <0.5 | <1 | <1.5 | <1 | <0.5 | <50 | <50 | <50 | <50 |
| 92559014 | MW-27_20210901 | MW-27 | 09/01/2021 | <5 | <0.5 | <0.5 | <0.5 | <0.5 | <0.5 | <1 | <0.5 | <1 | <0.5 | <0.5 | <0.5 | <0.5 | <0.5 | <2 | <0.5 | <2 | <0.5 | <2 | <0.5 | <0.5 | <0.5 | <0.5 | <0.5 | <1 | <0.5 | <0.5 | <1 | <1.5 | <1 | <0.5 | <50 | <50 | <50 | <50 |
| 92563487 | MW-27_20210927 | MW-27 | 09/27/2021 | <5 | <0.5 | <0.5 | <0.5 | <0.5 | <0.5 | <0.5 | <0.5 | <1 | <0.5 | <0.5 | <0.5 | <0.5 | <0.5 | <0.6 | <0.5 | <5 | <0.5 | <0.5 | <0.5 | <0.5 | <0.5 | <0.5 | <0.5 | <0.5 | <1 | <0.5 | <0.5 | <1.5 | <1 | <0.5 | <100 | <100 | <100 | NA |
| 92570483 | MW-27_20211103 | MW-27 | 11/03/2021 | **5.0** | <0.5 | <0.5 | <0.5 | <0.5 | <0.5 | <1 | <0.5 | <1 | <0.5 | <0.5 | <0.5 | <0.5 | <0.5 | <2 | <0.5 | <2 | <0.5 | <2 | <0.5 | <0.5 | <0.5 | <0.5 | <0.5 | <1 | **0.89** | <0.5 | <1 | **1.51** | **1.0** | **0.51** | <50 | <50 | <50 | <50 |
| 92583376 | MW-27_20220106 | MW-27 | 01/06/2022 | **18.8** | <0.5 | <0.5 | <0.5 | <0.5 | <0.5 | <1 | <0.5 | <1 | <0.5 | <0.5 | <0.5 | <0.5 | <0.5 | <2 | <0.5 | <2 | <0.5 | <2 | <0.5 | <0.5 | <0.5 | <0.5 | <0.5 | <1 | <0.5 | <0.5 | <1 | <1.5 | <1 | <0.5 | <50 | <50 | <50 | <50 |
| 92494923 | MW-28_20200909 | MW-28 | 09/09/2020 | <25 | <0.5 | <0.5 | <0.5 | <0.5 | <0.5 | <1 | <0.5 | <1 | <0.5 | <0.5 | <0.5 | <0.5 | <0.5 | <2 | <0.5 | <2 | <0.5 | <2 | <0.5 | <0.5 | <0.5 | <0.5 | <0.5 | <1 | <0.5 | <0.5 | <1 | <1.5 | <1 | <0.5 | <100 | <100 | <100 | <100 |
| 92501355 | MW-28_20201020 | MW-28 | 10/20/2020 | **27.6** | <0.5 | <0.5 | <0.5 | <0.5 | <0.5 | <1 | <0.5 | <1 | <0.5 | <0.5 | <0.5 | <0.5 | <0.5 | <2 | <0.5 | <2 | <0.5 | <2 | <0.5 | <0.5 | <0.5 | <0.5 | <0.5 | <1 | <0.5 | <0.5 | <1 | <1.5 | <1 | <0.5 | <100 | <100 | <100 | <100 |
| 92509253 | MW-28_20201202 | MW-28 | 12/02/2020 | **58.8** | <0.5 | <0.5 | <0.5 | <0.5 | <0.5 | <1 | <0.5 | <1 | <0.5 | <0.5 | <0.5 | <0.5 | <0.5 | <2 | <0.5 | <2 | <0.5 | <2 | <0.5 | <0.5 | <0.5 | <0.5 | <0.5 | <1 | <0.5 | <0.5 | <1 | <1.5 | <1 | <0.5 | <100 | <100 | <100 | <100 |
| 92515075 | MW-28_20210106 | MW-28 | 01/06/2021 | **45** | <0.5 | <0.5 | <0.5 | <0.5 | <0.5 | <1 | <0.5 | <1 | <0.5 | <0.5 | <0.5 | <0.5 | <0.5 | <2 | <0.5 | <2 | <0.5 | <2 | <0.5 | <0.5 | <0.5 | <0.5 | <0.5 | <1 | <0.5 | <0.5 | <1 | <1.5 | <1 | <0.5 | <100 | <100 | <100 | <100 |
| 92521839 | MW-28_20210211 | MW-28 | 02/11/2021 | <5 | <0.5 | <0.5 | <0.5 | <0.5 | <0.5 | <1 | <0.5 | <1 | <0.5 | <0.5 | <0.5 | <0.5 | <0.5 | <2 | <0.5 | <2 | <0.5 | <2 | <0.5 | <0.5 | <0.5 | <0.5 | <0.5 | <1 | <0.5 | <0.5 | <1 | <1.5 | <1 | <0.5 | <100 | <100 | <100 | <100 |
| 92526257 | MW-28_20210308 | MW-28 | 03/08/2021 | **9.4** | <0.5 | <0.5 | <0.5 | <0.5 | <0.5 | <1 | <0.5 | <1 | <0.5 | <0.5 | <0.5 | <0.5 | <0.5 | <2 | <0.5 | <2 | <0.5 | <2 | <0.5 | <0.5 | <0.5 | <0.5 | <0.5 | <1 | <0.5 | <0.5 | <1 | <1.5 | <1 | <0.5 | <100 | <100 | <100 | <100 |
| 92531853 | MW-28_20210407 | MW-28 | 04/07/2021 | <5 | <0.5 | <0.5 | <0.5 | <0.5 | <0.5 | <1 | <0.5 | <1 | <0.5 | <0.5 | <0.5 | <0.5 | <0.5 | <2 | <0.5 | <2 | <0.5 | <2 | <0.5 | <0.5 | <0.5 | <0.5 | <0.5 | <1 | <0.5 | <0.5 | <1 | <1.5 | <1 | <0.5 | <50 | <50 | <50 | <50 |
| 92537153 | MW-28_20210505 | MW-28 | 05/05/2021 | <5 | <0.5 | <0.5 | <0.5 | <0.5 | <0.5 | <1 | <0.5 | <1 | <0.5 | <0.5 | <0.5 | <0.5 | <0.5 | <2 | <0.5 | <2 | <0.5 | <2 | <0.5 | <0.5 | <0.5 | <0.5 | <0.5 | <1 | <0.5 | <0.5 | <1 | <1.5 | <1 | <0.5 | <50 | <50 | <50 | <50 |
| 92541992 | MW-28_20210602 | MW-28 | 06/02/2021 | <5 | <0.5 | <0.5 | <0.5 | <0.5 | <0.5 | <1 | <0.5 | <1 | <0.5 | <0.5 | <0.5 | <0.5 | <0.5 | <2 | <0.5 | <2 | <0.5 | <2 | <0.5 | <0.5 | <0.5 | <0.5 | <0.5 | <1 | <0.5 | <0.5 | <1 | <1.5 | <1 | <0.5 | <50 | <50 | <50 | <50 |
| 92548170 | MW-28_20210707 | MW-28 | 07/07/2021 | <5 | <0.5 | <0.5 | <0.5 | <0.5 | <0.5 | <1 | <0.5 | <1 | <0.5 | <0.5 | <0.5 | <0.5 | <0.5 | <2 | <0.5 | <2 | <0.5 | <2 | <0.5 | <0.5 | <0.5 | <0.5 | <0.5 | <1 | <0.5 | <0.5 | <1 | <1.5 | <1 | <0.5 | <50 | <50 | <50 | <50 |

**Table 5A**
**Summary of Monitoring Well Sampling Results**

Colonial Pipeline Company
2020-L1-SR2448
Huntersville, North Carolina

| Lab Report Number | Sample ID | Well ID | Sample Date | Metals (µg/L) | VOCs (µg/L) | | | | | | | | | | | | | | | | | | | | | | | | | | | | MADEP VPH (µg/L) | | | |
|---|---|---|---|---|---|---|---|---|---|---|---|---|---|---|---|---|---|---|---|---|---|---|---|---|---|---|---|---|---|---|---|---|---|---|---|---|
| | | | | Lead | Benzene | Bromochloromethane | Bromodichloromethane | n-Butylbenzene | sec-Butylbenzene | Chloroethane | Chloroform | Chloromethane | 2-Chlorotoluene | Dibromochloromethane | 1,2-Dichloroethane | Diisopropyl ether | Ethylbenzene | Hexachloro-1,3-butadiene | Isopropylbenzene (Cumene) | Methylene Chloride | Methyl-tert-butyl ether | Naphthalene | n-Propylbenzene | Styrene | Tetrachloroethene | Toluene | Trichloroethene | Trichlorofluoromethane | 1,2,4-Trimethylbenzene | 1,3,5-Trimethylbenzene | Vinyl chloride | Xylene (Total) | m&p-Xylene | o-Xylene | C5 - C8 Aliphatics | C9 - C12 Aliphatics | C9 - C10 Aromatics | VPH (Total) |
| **NCAC 2L Standards** | | | | **15** | **1** | **NE** | **0.6** | **70** | **70** | **3000** | **70** | **3** | **100** | **0.4** | **0.4** | **70** | **600** | **0.4** | **70** | **5** | **20** | **6** | **70** | **70** | **0.7** | **600** | **3** | **2000** | **400** | **400** | **0.03** | **500** | **500** | **500** | **400** | **700** | **200** | **NE** |
| **IMAC Standards** | | | | -- | -- | -- | -- | -- | -- | -- | -- | -- | -- | -- | -- | -- | -- | -- | -- | -- | -- | -- | -- | -- | -- | -- | -- | -- | -- | -- | -- | -- | -- | -- | -- | -- | -- |
| 92553519 | MW-28_20210804 | MW-28 | 08/04/2021 | <5 | <0.5 | <0.5 | <0.5 | <0.5 | <0.5 | <1 | <0.5 | <1 | <0.5 | <0.5 | <0.5 | <0.5 | <0.5 | <2 | <0.5 | <2 | <0.5 | <2 | <0.5 | <0.5 | <0.5 | <0.5 | <0.5 | <1 | <0.5 | <0.5 | <1 | <1.5 | <1 | <0.5 | <50 | <50 | <50 | <50 |
| 92553519 | DUP-1-20210804 | MW-28 | 08/04/2021 | <5 | <0.5 | <0.5 | <0.5 | <0.5 | <0.5 | <1 | <0.5 | <1 | <0.5 | <0.5 | <0.5 | <0.5 | <0.5 | <2 | <0.5 | <2 | <0.5 | <2 | <0.5 | <0.5 | <0.5 | <0.5 | <0.5 | <1 | <0.5 | <0.5 | <1 | <1.5 | <1 | <0.5 | <50 | <50 | <50 | <50 |
| 92559332 | MW-28_20210902 | MW-28 | 09/02/2021 | <5 | <0.5 | <0.5 | <0.5 | <0.5 | <0.5 | <1 | <0.5 | <1 | <0.5 | <0.5 | <0.5 | <0.5 | <0.5 | <2 | <0.5 | <2 | <0.5 | <2 | <0.5 | <0.5 | <0.5 | <0.5 | <0.5 | <1 | <0.5 | <0.5 | <1 | <1.5 | <1 | <0.5 | <50 | <50 | <50 | <50 |
| 92564333 | MW-28_20210930 | MW-28 | 09/30/2021 | <5.0 | <0.5 | <0.5 | <0.5 | <0.5 | <0.5 | <0.5 | <0.5 | <0.6 | <0.5 | <0.5 | <0.5 | <0.5 | <0.5 | <0.6 | <0.5 | <5 | <0.5 | <0.5 | <0.5 | <0.5 | <0.5 | <0.5 | <0.5 | <0.5 | <0.5 | <0.5 | <0.5 | <1.5 | <1 | <0.5 | <100 | <100 | <100 | NA |
| 92571046 | MW-28_20211105 | MW-28 | 11/05/2021 | <5 | <0.5 | <0.5 | <0.5 | <0.5 | <0.5 | <1 | <0.5 | <1 | <0.5 | <0.5 | <0.5 | <0.5 | <0.5 | <2 | <0.5 | <2 | <0.5 | <2 | <0.5 | <0.5 | <0.5 | <0.5 | <0.5 | <1 | <0.5 | <0.5 | <1 | <1.5 | <1 | <0.5 | <50 | <50 | <50 | <50 |
| 92575206 | MW-28_20211201 | MW-28 | 12/01/2021 | <5 | <0.5 | <0.5 | <0.5 | <0.5 | <0.5 | <1 | <0.5 | <1 | <0.5 | <0.5 | <0.5 | <0.5 | <0.5 | <2 | <0.5 | <2 | <0.5 | <2 | <0.5 | <0.5 | <0.5 | <0.5 | <0.5 | <1 | <0.5 | <0.5 | <1 | <1.5 | <1 | <0.5 | <50 | <50 | <50 | <50 |
| 92575206 | DUP-2-20211201 | MW-28 | 12/01/2021 | <5 | <0.5 | <0.5 | <0.5 | <0.5 | <0.5 | <1 | <0.5 | <1 | <0.5 | <0.5 | <0.5 | <0.5 | <0.5 | <2 | <0.5 | <2 | <0.5 | <2 | <0.5 | <0.5 | <0.5 | <0.5 | <0.5 | <1 | <0.5 | <0.5 | <1 | <1.5 | <1 | <0.5 | <50 | <50 | <50 | <50 |
| 92580903<br>92580955 | MW-28_20220104 | MW-28 | 01/04/2022 | **0.61J** | <0.5 | <0.5 | <0.5 | <0.5 | <0.5 | <1 | <0.5 | <1 | <0.5 | <0.5 | <0.5 | <0.5 | <0.5 | <2 | <0.5 | <2 | <0.5 | <2 | <0.5 | <0.5 | <0.5 | <0.5 | <0.5 | <1 | <0.5 | <0.5 | <1 | <1.5 | <1 | <0.5 | <50 | <50 | <50 | <50 |
| 92495241 | MW-29_20200913 | MW-29 | 09/13/2020 | <5 | <0.5 | <0.5 | <0.5 | <0.5 | <0.5 | <1 | **2.8** | <1 | <0.5 | <0.5 | <0.5 | <0.5 | <0.5 | <2 | <0.5 | <2 | <0.5 | <2 | <0.5 | <0.5 | <0.5 | <0.5 | <0.5 | <1 | <0.5 | <0.5 | <1 | <1.5 | <1 | <0.5 | <100 | <100 | <100 | <100 |
| 92501860 | MW-29_20201022 | MW-29 | 10/22/2020 | <5 | <0.5 | <0.5 | <0.5 | <0.5 | <0.5 | <1 | **0.77** | <1 | <0.5 | <0.5 | <0.5 | <0.5 | <0.5 | <2 | <0.5 | <2 | <0.5 | <2 | <0.5 | <0.5 | <0.5 | <0.5 | <0.5 | <1 | <0.5 | <0.5 | <1 | <1.5 | <1 | <0.5 | <100 | <100 | <100 | <100 |
| 92509560 | MW-29_20201203 | MW-29 | 12/03/2020 | **23.7** | <0.5 | <0.5 | <0.5 | <0.5 | <0.5 | <1 | <0.5 | <1 | <0.5 | <0.5 | <0.5 | <0.5 | <0.5 | <2 | <0.5 | <2 | <0.5 | <2 | <0.5 | <0.5 | <0.5 | <0.5 | <0.5 | <1 | <0.5 | <0.5 | <1 | <1.5 | <1 | <0.5 | <100 | <100 | <100 | <100 |
| 92514898 | MW-29_20210105 | MW-29 | 01/05/2021 | **5.1** | <0.5 | <0.5 | <0.5 | <0.5 | <0.5 | <1 | <0.5 | <1 | <0.5 | <0.5 | <0.5 | <0.5 | <0.5 | <2 | <0.5 | <2 | <0.5 | <2 | <0.5 | <0.5 | <0.5 | <0.5 | <0.5 | <1 | <0.5 | <0.5 | <1 | <1.5 | <1 | <0.5 | <100 | <100 | <100 | <100 |
| 92521237 | MW-29_20210209 | MW-29 | 02/09/2021 | <5 | <0.5 | <0.5 | <0.5 | <0.5 | <0.5 | <1 | <0.5 | <1 | <0.5 | <0.5 | <0.5 | <0.5 | <0.5 | <2 | <0.5 | <2 | <0.5 | <2 | <0.5 | <0.5 | <0.5 | **1** | <0.5 | <1 | <0.5 | <0.5 | <1 | <1.5 | <1 | <0.5 | <100 | <100 | <100 | <100 |
| 92514898 | Dup-1-20210105 | MW-29 | 01/05/2021 | **5.6** | <0.5 | <0.5 | <0.5 | <0.5 | <0.5 | <1 | <0.5 | <1 | <0.5 | <0.5 | <0.5 | <0.5 | <0.5 | <2 | <0.5 | <2 | <0.5 | <2 | <0.5 | <0.5 | <0.5 | <0.5 | <0.5 | <1 | <0.5 | <0.5 | <1 | <1.5 | <1 | <0.5 | <100 | <100 | <100 | <100 |
| 92527327 | MW-29_20210311 | MW-29 | 03/11/2021 | <5 | **2.3** | <0.5 | <0.5 | <0.5 | <0.5 | <1 | <0.5 | <1 | <0.5 | <0.5 | <0.5 | **1.2** | <0.5 | <2 | <0.5 | <2 | <0.5 | <2 | <0.5 | <0.5 | <0.5 | **6.3** | <0.5 | <1 | <0.5 | <0.5 | <1 | **2.74** | **1.8** | **0.94** | <50 | <50 | <50 | <50 |
| 92532417 | MW-29_20210409 | MW-29 | 04/09/2021 | <5 | **12.1** | <0.5 | <0.5 | <0.5 | <0.5 | <1 | <0.5 | <1 | <0.5 | <0.5 | <0.5 | **15.8** | <0.5 | <2 | <0.5 | <2 | <0.5 | <2 | **0.7** | <2 | <0.5 | <0.5 | <0.5 | **23.2** | <0.5 | <1 | **0.59** | <0.5 | <1 | **9.6** | **5.9** | **3.7** | **191** | <50 | <50 | **191** |
| 92537784 | MW-29_20210507 | MW-29 | 05/07/2021 | <5 | **785** | <5 | <5 | <5 | <5 | <10 | <5 | <10 | <5 | <5 | <5 | **96.6** | **34** | <20 | <5 | <20 | **8.9** | **7.4J** | <5 | <5 | <5 | **1,170** | <5 | <10 | **45** | <5 | <10 | **597** | **381** | **216** | **8,060** | **1,250** | **151** | **9,310** |
| 92542375 | MW-29_20210603 | MW-29 | 06/03/2021 | <5 | **1,170** | <10 | <10 | <10 | <10 | <20 | **10.7** | <20 | **8.0J** | <10 | **8.4J** | **161** | **38.6** | <40 | <10 | <40 | **22.2** | **27.8J** | <10 | **6.6J** | <10 | **2,400** | <10 | <20 | **78.2** | <10 | <20 | **774** | **495** | **279** | **19,000** | **2,100** | <500 | **21,100** |
| 92548787 | MW-29_20210709 | MW-29 | 07/09/2021 | <5 | **2,000** | <12.5 | <12.5 | <12.5 | <12.5 | <25 | <12.5 | <25 | <12.5 | <12.5 | <12.5 | **236** | **117** | <50 | <12.5 | <50 | **43.3** | **24.6J** | <12.5 | <12.5 | <12.5 | **3,860** | <12.5 | <25 | **133** | <12.5 | <25 | **1,380** | **901** | **479** | **28,300** | **2,870** | <500 | **31,600** |
| 92548787 | DUP-2-20210709 | MW-29 | 07/09/2021 | <5 | **1,950** | <12.5 | <12.5 | <12.5 | <12.5 | <25 | <12.5 | <25 | <12.5 | <12.5 | <12.5 | **229** | **115** | <50 | <12.5 | **80** | **46.7** | **60.6** | <12.5 | <12.5 | <12.5 | **3,640** | <12.5 | <25 | **137** | <12.5 | <25 | **1,310** | **853** | **457** | **31,100** | **3,250** | <500 | **34,900** |
| 92554137 | MW-29_20210805 | MW-29 | 08/05/2021 | <5 | **2,360** | <20 | <20 | <20 | <20 | <40 | <20 | <40 | <20 | <20 | <20 | **278** | **122** | <80 | <20 | <80 | **38** | **26.4J** | <20 | <20 | <20 | **4,970** | <20 | <40 | **167** | <20 | <40 | **1,639** | **1,080** | **559** | **42,800** | **4,580** | <1,000 | **48,100** |
| 92559360 | MW-29_20210902 | MW-29 | 09/02/2021 | <5 | **2,380** | <20 | <20 | <20 | <20 | <40 | <20 | <40 | <20 | <20 | <20 | **262** | **63.1** | <80 | <20 | <80 | **32** | **42.7J** | <20 | <20 | <20 | **4,360** | <20 | <40 | **158** | <20 | <40 | **1,722** | **1,120** | **602** | **29,300** | **3,360** | <625 | **33,100** |
| 92495103 | MW-30_20200911 | MW-30 | 09/11/2020 | <5 | <0.5 | <0.5 | <0.5 | <0.5 | <0.5 | <1 | <0.5 | <1 | <0.5 | <0.5 | <0.5 | <0.5 | <0.5 | <2 | <0.5 | <2 | <0.5 | <2 | <0.5 | <0.5 | <0.5 | <0.5 | <0.5 | <1 | <0.5 | <0.5 | <1 | <1.5 | <1 | <0.5 | <100 | <100 | <100 | <100 |
| 92501616 | MW-30_20201021 | MW-30 | 10/21/2020 | <5 | <0.5 | <0.5 | <0.5 | <0.5 | <0.5 | <1 | **0.58** | <1 | <0.5 | <0.5 | <0.5 | <0.5 | <0.5 | <2 | <0.5 | <2 | <0.5 | <2 | <0.5 | <0.5 | <0.5 | <0.5 | <0.5 | <1 | <0.5 | <0.5 | <1 | <1.5 | <1 | <0.5 | <100 | <100 | <100 | <100 |
| 92508536 | MW-30_20201130 | MW-30 | 11/30/2020 | <5 | <0.5 | <0.5 | <0.5 | <0.5 | <0.5 | <1 | <0.5 | <1 | <0.5 | <0.5 | <0.5 | <0.5 | <0.5 | <2 | <0.5 | <2 | <0.5 | <2 | <0.5 | <0.5 | <0.5 | <0.5 | <0.5 | <1 | <0.5 | <0.5 | <1 | <1.5 | <1 | <0.5 | <100 | <100 | <100 | <100 |
| 92514598 | MW-30_20210104 | MW-30 | 01/04/2021 | <5 | <0.5 | <0.5 | <0.5 | <0.5 | <0.5 | <1 | <0.5 | <1 | <0.5 | <0.5 | <0.5 | <0.5 | <0.5 | <2 | <0.5 | <2 | <0.5 | <2 | <0.5 | <0.5 | <0.5 | <0.5 | <0.5 | <1 | <0.5 | <0.5 | <1 | <1.5 | <1 | <0.5 | <100 | <100 | <100 | <100 |
| 92521237 | MW-30_20210209 | MW-30 | 02/09/2021 | <5 | <0.5 | <0.5 | <0.5 | <0.5 | <0.5 | <1 | <0.5 | <1 | <0.5 | <0.5 | <0.5 | <0.5 | <0.5 | <2 | <0.5 | <2 | <0.5 | <2 | <0.5 | <0.5 | <0.5 | <0.5 | <0.5 | <1 | <0.5 | <0.5 | <1 | <1.5 | <1 | <0.5 | <100 | <100 | <100 | <100 |
| 92521237 | DUP-1-20210209 | MW-30 | 02/09/2021 | <5 | <0.5 | <0.5 | <0.5 | <0.5 | <0.5 | <1 | <0.5 | <1 | <0.5 | <0.5 | <0.5 | <0.5 | <0.5 | <2 | <0.5 | <2 | <0.5 | <2 | <0.5 | <0.5 | <0.5 | <0.5 | <0.5 | <1 | <0.5 | <0.5 | <1 | <1.5 | <1 | <0.5 | <100 | <100 | <100 | <100 |
| 92527327 | MW-30_20210311 | MW-30 | 03/11/2021 | <5 | <0.5 | <0.5 | <0.5 | <0.5 | <0.5 | <1 | <0.5 | <1 | <0.5 | <0.5 | <0.5 | <0.5 | <0.5 | <2 | <0.5 | <2 | <0.5 | <2 | <0.5 | <0.5 | <0.5 | <0.5 | <0.5 | <1 | <0.5 | <0.5 | <1 | <1.5 | <1 | <0.5 | <50 | <50 | <50 | <50 |
| 92532417 | MW-30_20210409 | MW-30 | 04/09/2021 | <5 | <0.5 | <0.5 | <0.5 | <0.5 | <0.5 | <1 | <0.5 | <1 | <0.5 | <0.5 | <0.5 | <0.5 | <0.5 | <2 | <0.5 | <2 | <0.5 | <2 | <0.5 | <0.5 | <0.5 | <0.5 | <0.5 | <1 | <0.5 | <0.5 | <1 | <1.5 | <1 | <0.5 | <50 | <50 | <50 | <50 |
| 92537784 | MW-30_20210507 | MW-30 | 05/07/2021 | <5 | <0.5 | <0.5 | <0.5 | <0.5 | <0.5 | <1 | <0.5 | <1 | <0.5 | <0.5 | <0.5 | <0.5 | <0.5 | <2 | <0.5 | <2 | <0.5 | <2 | <0.5 | <0.5 | <0.5 | <0.5 | <0.5 | <1 | <0.5 | <0.5 | <1 | <1.5 | <1 | <0.5 | <50 | <50 | <50 | <50 |
| 92541993 | MW-30_20210602 | MW-30 | 06/02/2021 | <5 | **0.69** | <0.5 | <0.5 | <0.5 | <0.5 | <1 | <0.5 | <1 | <0.5 | <0.5 | <0.5 | <0.5 | <0.5 | <2 | <0.5 | <2 | <0.5 | <2 | <0.5 | <0.5 | <0.5 | **3.2** | <0.5 | <1 | **0.66** | <0.5 | <1 | **8.9** | **6** | **2.9** | <50 | <50 | <50 | <50 |
| 92548787 | MW-30_20210709 | MW-30 | 07/09/2021 | <5 | <0.5 | <0.5 | <0.5 | <0.5 | <0.5 | <1 | <0.5 | <1 | <0.5 | <0.5 | <0.5 | <0.5 | <0.5 | <2 | <0.5 | <2 | <0.5 | <2 | <0.5 | <0.5 | <0.5 | <0.5 | <0.5 | <1 | <0.5 | <0.5 | <1 | <1.5 | <1 | <0.5 | <50 | <50 | <50 | <50 |
| 92553563 | MW-30_20210804 | MW-30 | 08/04/2021 | <5 | <0.5 | <0.5 | <0.5 | <0.5 | <0.5 | <1 | <0.5 | <1 | <0.5 | <0.5 | <0.5 | <0.5 | <0.5 | <2 | <0.5 | <2 | <0.5 | <2 | <0.5 | <0.5 | <0.5 | <0.5 | <0.5 | <1 | <0.5 | <0.5 | <1 | <1.5 | <1 | <0.5 | <50 | <50 | <50 | <50 |
| 92559360 | MW-30_20210902 | MW-30 | 09/02/2021 | <5 | <0.5 | <0.5 | <0.5 | <0.5 | <0.5 | <1 | <0.5 | <1 | <0.5 | <0.5 | <0.5 | <0.5 | <0.5 | <2 | <0.5 | <2 | <0.5 | <2 | <0.5 | <0.5 | <0.5 | <0.5 | <0.5 | <1 | <0.5 | <0.5 | <1 | <1.5 | <1 | <0.5 | <50 | <50 | <50 | <50 |
| 92564084 | MW-30_20210929 | MW-30 | 09/29/2021 | <5.0 | <0.5 | <0.5 | <0.5 | <0.5 | <0.5 | <0.5 | <0.5 | <2 | <0.5 | <0.5 | <0.5 | <0.5 | <0.5 | <0.6 | <0.5 | <5 | <0.5 | <0.5 | <0.5 | <0.5 | <0.5 | <0.5 | <0.5 | <0.5 | <0.5 | <0.5 | <0.5 | <1.5 | <1 | <0.5 | <100 | <100 | <100 | NA |
| 92570816 | MW-30_20211104 | MW-30 | 11/04/2021 | <5 | <0.5 | <0.5 | <0.5 | <0.5 | <0.5 | <1 | <0.5 | <1 | <0.5 | <0.5 | <0.5 | <0.5 | <0.5 | <2 | <0.5 | <2 | <0.5 | <2 | <0.5 | <0.5 | <0.5 | <0.5 | <0.5 | <1 | <0.5 | <0.5 | <1 | <1.5 | <1 | <0.5 | <50 | <50 | <50 | <50 |
| 92575462 | MW-30_20211201 | MW-30 | 12/01/2021 | <5 | <0.5 | <0.5 | <0.5 | <0.5 | <0.5 | <1 | <0.5 | <1 | <0.5 | <0.5 | <0.5 | <0.5 | <0.5 | <2 | <0.5 | <2 | <0.5 | <2 | <0.5 | <0.5 | <0.5 | <0.5 | <0.5 | <1 | <0.5 | <0.5 | <1 | <1.5 | <1 | <0.5 | <50 | <50 | <50 | <50 |
| 92583376 | MW-30_20220106 | MW-30 | 01/06/2022 | <5 | <0.5 | <0.5 | <0.5 | <0.5 | <0.5 | <1 | <0.5 | <1 | <0.5 | <0.5 | <0.5 | <0.5 | <0.5 | <2 | <0.5 | <2 | <0.5 | <2 | <0.5 | <0.5 | <0.5 | <0.5 | <0.5 | <1 | <0.5 | <0.5 | <1 | <1.5 | <1 | <0.5 | <50 | <50 | <50 | <50 |
| 92495239 | MW-31_20200913 | MW-31 | 09/13/2020 | <5 | **0.56** | <0.5 | <0.5 | <0.5 | <0.5 | <1 | **1.7** | <1 | <0.5 | <0.5 | <0.5 | <0.5 | <0.5 | <2 | <0.5 | <2 | <0.5 | <2 | <0.5 | <0.5 | <0.5 | **3.1** | <0.5 | <1 | **0.61** | <0.5 | <1 | **3.5** | **2.3** | **1.2** | <100 | <100 | <100 | <100 |
| 92500605 | MW-31_20201007 | MW-31 | 10/07/2020 | <5 | <0.5 | <0.5 | <0.5 | <0.5 | <0.5 | <1 | **3.0** | <1 | <0.5 | <0.5 | <0.5 | <0.5 | <0.5 | <2 | <0.5 | <2 | <0.5 | <2 | <0.5 | <0.5 | <0.5 | **0.5** | <0.5 | <1 | <0.5 | <0.5 | <1 | <1.5 | <1 | <0.5 | <100 | <100 | <100 | <100 |
| 92501343 | MW-31_20201020 | MW-31 | 10/20/2020 | <5 | <0.5 | <0.5 | <0.5 | <0.5 | <0.5 | <1 | **1.4** | <1 | <0.5 | <0.5 | <0.5 | <0.5 | <0.5 | <2 | <0.5 | <2 | <0.5 | <2 | <0.5 | <0.5 | <0.5 | <0.5 | <0.5 | <1 | <0.5 | <0.5 | <1 | <1.5 | <1 | <0.5 | <100 | <100 | <100 | <100 |
| 92509252 | MW-31_20201202 | MW-31 | 12/02/2020 | **12.2** | <0.5 | <0.5 | <0.5 | <0.5 | <0.5 | <1 | **3.1** | <1 | <0.5 | <0.5 | <0.5 | <0.5 | <0.5 | <2 | <0.5 | <2 | <0.5 | <2 | <0.5 | <0.5 | <0.5 | <0.5 | <0.5 | <1 | <0.5 | <0.5 | <1 | <1.5 | <1 | <0.5 | <100 | <100 | <100 | <100 |
| 92515075 | MW-31_20210106 | MW-31 | 01/06/2021 | **16.6** | <0.5 | <0.5 | <0.5 | <0.5 | <0.5 | <1 | **2.1** | <1 | <0.5 | <0.5 | <0.5 | <0.5 | <0.5 | <2 | <0.5 | <2 | <0.5 | <2 | <0.5 | <0.5 | <0.5 | <0.5 | <0.5 | <1 | <0.5 | <0.5 | <1 | <1.5 | <1 | <0.5 | <100 | <100 | <100 | <100 |
| 92521555 | MW-31_20210210 | MW-31 | 02/10/2021 | <5 | <0.5 | <0.5 | <0.5 | <0.5 | <0.5 | <1 | **1.3** | <1 | <0.5 | <0.5 | <0.5 | <0.5 | <0.5 | <2 | <0.5 | <2 | <0.5 | <2 | <0.5 | <0.5 | <0.5 | <0.5 | <0.5 | <1 | <0.5 | <0.5 | <1 | <1.5 | <1 | <0.5 | <100 | <100 | <100 | <100 |
| 92526257 | MW-31_20210308 | MW-31 | 03/08/2021 | <5 | <0.5 | <0.5 | <0.5 | <0.5 | <0.5 | <1 | **1.0** | <1 | <0.5 | <0.5 | <0.5 | <0.5 | <0.5 | <2 | <0.5 | <2 | <0.5 | <2 | <0.5 | <0.5 | <0.5 | <0.5 | <0.5 | <1 | <0.5 | <0.5 | <1 | <1.5 | <1 | <0.5 | <100 | <100 | <100 | <100 |
| 92531585 | MW-31_20210406 | MW-31 | 04/06/2021 | <5 | <0.5 | <0.5 | <0.5 | <0.5 | <0.5 | <1 | **0.86** | <1 | <0.5 | <0.5 | <0.5 | <0.5 | <0.5 | <2 | <0.5 | <2 | <0.5 | <2 | <0.5 | <0.5 | <0.5 | <0.5 | <0.5 | <1 | <0.5 | <0.5 | <1 | <1.5 | <1 | <0.5 | <50 | <50 | <50 | <50 |

**Table 5A**
**Summary of Monitoring Well Sampling Results**

Colonial Pipeline Company
2020-L1-SR2448
Huntersville, North Carolina

| Lab Report Number | Sample ID | Well ID | Sample Date | Metals (µg/L) | VOCs (µg/L) | | | | | | | | | | | | | | | | | | | | | | | | | | | | MADEP VPH (µg/L) | | | |
|---|---|---|---|---|---|---|---|---|---|---|---|---|---|---|---|---|---|---|---|---|---|---|---|---|---|---|---|---|---|---|---|---|---|---|---|---|
| | | | | Lead | Benzene | Bromochloromethane | Bromodichloromethane | n-Butylbenzene | sec-Butylbenzene | Chloroethane | Chloroform | Chloromethane | 2-Chlorotoluene | Dibromochloromethane | 1,2-Dichloroethane | Diisopropyl ether | Ethylbenzene | Hexachloro-1,3-butadiene | Isopropylbenzene (Cumene) | Methylene Chloride | Methyl-tert-butyl ether | Naphthalene | n-Propylbenzene | Styrene | Tetrachloroethene | Toluene | Trichloroethene | Trichlorofluoromethane | 1,2,4-Trimethylbenzene | 1,3,5-Trimethylbenzene | Vinyl chloride | Xylene (Total) | m&p-Xylene | o-Xylene | C5 - C8 Aliphatics | C9 - C12 Aliphatics | C9 - C10 Aromatics | VPH (Total) |
| **NCAC 2L Standards** | | | | **15** | **1** | **NE** | **0.6** | **70** | **70** | **3000** | **70** | **3** | **100** | **0.4** | **0.4** | **70** | **600** | **0.4** | **70** | **5** | **20** | **6** | **70** | **70** | **0.7** | **600** | **3** | **2000** | **400** | **400** | **0.03** | **500** | **500** | **500** | **400** | **700** | **200** | **NE** |
| **IMAC Standards** | | | | -- | -- | -- | -- | -- | -- | -- | -- | -- | -- | -- | -- | -- | -- | -- | -- | -- | -- | -- | -- | -- | -- | -- | -- | -- | -- | -- | -- | -- | -- | -- | -- | -- | -- |
| 92536746 | MW-31_20210504 | MW-31 | 05/04/2021 | <5 | <0.5 | <0.5 | <0.5 | <0.5 | <0.5 | <1 | **0.58** | <1 | <0.5 | <0.5 | <0.5 | <0.5 | <0.5 | <2 | <0.5 | <2 | <0.5 | <2 | <0.5 | <0.5 | <0.5 | <0.5 | <0.5 | <1 | <0.5 | <0.5 | <1 | <1 | <1 | <0.5 | <50 | <50 | <50 | <50 |
| 92542352 | MW-31_20210603 | MW-31 | 06/03/2021 | <5 | <0.5 | <0.5 | <0.5 | <0.5 | <0.5 | <1 | **0.50** | <1 | <0.5 | <0.5 | <0.5 | <0.5 | <0.5 | <2 | <0.5 | <2 | <0.5 | **0.79J** | <0.5 | <0.5 | <0.5 | <0.5 | <0.5 | <1 | <0.5 | <0.5 | <1 | **0.35J** | <1 | **0.35J** | <50 | <50 | <50 | <50 |
| 92548170 | MW-31_20210707 | MW-31 | 07/07/2021 | <5 | <0.5 | <0.5 | <0.5 | <0.5 | <0.5 | <1 | **0.43J** | <1 | <0.5 | <0.5 | <0.5 | **0.91** | <0.5 | <2 | <0.5 | <2 | <0.5 | <2 | <0.5 | <0.5 | <0.5 | <0.5 | <0.5 | <1 | <0.5 | <0.5 | <1 | <1.5 | <1 | <0.5 | <50 | <50 | <50 | <50 |
| 92553189 | MW-31_20210803 | MW-31 | 08/03/2021 | <5 | <0.5 | <0.5 | <0.5 | <0.5 | <0.5 | <1 | **0.36J** | <1 | <0.5 | <0.5 | <0.5 | **1.3** | <0.5 | <2 | <0.5 | <2 | <0.5 | <2 | <0.5 | <0.5 | <0.5 | <0.5 | <0.5 | <1 | <0.5 | <0.5 | <1 | <1.5 | <1 | <0.5 | <50 | <50 | <50 | <50 |
| 92553189 | DUP-1-20210803 | MW-31 | 08/03/2021 | <5 | <0.5 | <0.5 | <0.5 | <0.5 | <0.5 | <1 | **0.43J** | <1 | <0.5 | <0.5 | <0.5 | **1.4** | <0.5 | <2 | <0.5 | <2 | <0.5 | <2 | <0.5 | <0.5 | <0.5 | <0.5 | <0.5 | <1 | <0.5 | <0.5 | <1 | <1.5 | <1 | <0.5 | <50 | <50 | <50 | <50 |
| 92558742 | MW-31_20210831 | MW-31 | 08/31/2021 | <5 | <0.5 | <0.5 | <0.5 | <0.5 | <0.5 | <1 | **0.38J** | <1 | <0.5 | <0.5 | <0.5 | **0.48J** | <0.5 | <2 | <0.5 | <2 | <0.5 | <2 | <0.5 | <0.5 | <0.5 | <0.5 | <0.5 | <1 | <0.5 | <0.5 | <1 | <1.5 | <1 | <0.5 | <50 | <50 | <50 | <50 |
| 92558738 | DUP-1-20210831 | MW-31 | 08/31/2021 | <5 | <0.5 | <0.5 | <0.5 | <0.5 | <0.5 | <1 | <0.5 | <1 | <0.5 | <0.5 | <0.5 | **0.43J** | <0.5 | <2 | <0.5 | <2 | <0.5 | <2 | <0.5 | <0.5 | <0.5 | <0.5 | <0.5 | <1 | <0.5 | <0.5 | <1 | <1.5 | <1 | <0.5 | <50 | <50 | <50 | <50 |
| 92564485 | MW-31_20211001 | MW-31 | 10/01/2021 | <5.0 | <0.5 | <0.5 | <0.5 | <0.5 | <0.5 | <0.5 | **0.27J** | <0.6 | <0.5 | <0.5 | <0.5 | **0.16J** | <0.5 | <0.6 | <0.5 | <5 | <0.5 | <0.5 | <0.5 | <0.5 | <0.5 | <0.5 | <0.5 | <0.5 | <0.5 | <0.5 | <0.5 | <1.5 | <1 | <0.5 | <100 | <100 | <100 | NA |
| 92570181 | MW-31_20211102 | MW-31 | 11/02/2021 | <5 | <0.5 | <0.5 | <0.5 | <0.5 | <0.5 | <1 | <0.5 | <1 | <0.5 | <0.5 | <0.5 | <0.5 | <0.5 | <2 | <0.5 | <2 | <0.5 | <2 | <0.5 | <0.5 | <0.5 | <0.5 | <0.5 | <1 | <0.5 | <0.5 | <1 | <1.5 | <1 | <0.5 | <50 | <50 | <50 | <50 |
| 92575479 | MW-31_20211202 | MW-31 | 12/02/2021 | <5 | <0.5 | <0.5 | <0.5 | <0.5 | <0.5 | <1 | <0.5 | <1 | <0.5 | <0.5 | <0.5 | <0.5 | <0.5 | <2 | <0.5 | <2 | <0.5 | <2 | <0.5 | <0.5 | <0.5 | <0.5 | <0.5 | <1 | <0.5 | <0.5 | <1 | <1.5 | <1 | <0.5 | <50 | <50 | <50 | <50 |
| 92580903<br>92580955 | MW-31_20220104 | MW-31 | 01/04/2022 | <5 | <0.5 | <0.5 | <0.5 | <0.5 | <0.5 | <1 | <0.5 | <1 | <0.5 | <0.5 | <0.5 | <0.5 | <0.5 | <2 | <0.5 | <2 | <0.5 | <2 | <0.5 | <0.5 | <0.5 | <0.5 | <0.5 | <1 | <0.5 | <0.5 | <1 | <1.5 | <1 | <0.5 | <50 | <50 | <50 | <50 |
| 92494864 | MW-32_20200910 | MW-32 | 09/10/2020 | <5 | <0.5 | <0.5 | <0.5 | <0.5 | <0.5 | <1 | <0.5 | <1 | <0.5 | <0.5 | <0.5 | <0.5 | <0.5 | <2 | <0.5 | <2 | <0.5 | <2 | <0.5 | <0.5 | <0.5 | <0.5 | <0.5 | <1 | <0.5 | <0.5 | <1 | <1.5 | <1 | <0.5 | <100 | <100 | <100 | <100 |
| 92501860 | MW-32_20201022 | MW-32 | 10/22/2020 | <5 | <0.5 | <0.5 | <0.5 | <0.5 | <0.5 | <1 | <0.5 | <1 | <0.5 | <0.5 | <0.5 | <0.5 | <0.5 | <2 | <0.5 | <2 | <0.5 | <2 | <0.5 | <0.5 | <0.5 | <0.5 | <0.5 | <1 | <0.5 | <0.5 | <1 | <1.5 | <1 | <0.5 | <100 | <100 | <100 | <100 |
| 92508536 | MW-32_20201130 | MW-32 | 11/30/2020 | **10.2** | <0.5 | <0.5 | <0.5 | <0.5 | <0.5 | <1 | <0.5 | <1 | <0.5 | <0.5 | <0.5 | <0.5 | <0.5 | <2 | <0.5 | <2 | <0.5 | <2 | <0.5 | <0.5 | <0.5 | <0.5 | <0.5 | <1 | <0.5 | <0.5 | <1 | <1.5 | <1 | <0.5 | <100 | <100 | <100 | <100 |
| 92514598 | MW-32_20210104 | MW-32 | 01/04/2021 | **16.5** | <0.5 | <0.5 | <0.5 | <0.5 | <0.5 | <1 | <0.5 | <1 | <0.5 | <0.5 | <0.5 | <0.5 | <0.5 | <2 | <0.5 | <2 | <0.5 | <2 | <0.5 | <0.5 | <0.5 | <0.5 | <0.5 | <1 | <0.5 | <0.5 | <1 | <1.5 | <1 | <0.5 | <100 | <100 | <100 | <100 |
| 92520901 | MW-32_20210208 | MW-32 | 02/08/2021 | <5 | <0.5 | <0.5 | <0.5 | <0.5 | <0.5 | <1 | <0.5 | <1 | <0.5 | <0.5 | <0.5 | <0.5 | <0.5 | <2 | <0.5 | <2 | <0.5 | <2 | <0.5 | <0.5 | <0.5 | <0.5 | <0.5 | <1 | <0.5 | <0.5 | <1 | <1.5 | <1 | <0.5 | <100 | <100 | <100 | <100 |
| 92520901 | DUP-1-20210208 | MW-32 | 02/08/2021 | <5 | <0.5 | <0.5 | <0.5 | <0.5 | <0.5 | <1 | <0.5 | <1 | <0.5 | <0.5 | <0.5 | <0.5 | <0.5 | <2 | <0.5 | <2 | <0.5 | <2 | <0.5 | <0.5 | <0.5 | <0.5 | <0.5 | <1 | <0.5 | <0.5 | <1 | <1.5 | <1 | <0.5 | <100 | <100 | <100 | <100 |
| 92526618 | MW-32_20210309 | MW-32 | 03/09/2021 | <5 | <0.5 | <0.5 | <0.5 | <0.5 | <0.5 | <1 | <0.5 | <1 | <0.5 | <0.5 | <0.5 | <0.5 | <0.5 | <2 | <0.5 | <2 | <0.5 | <2 | <0.5 | <0.5 | <0.5 | <0.5 | <0.5 | <1 | <0.5 | <0.5 | <1 | <1.5 | <1 | <0.5 | <100 | <100 | <100 | <100 |
| 92530256 | MW-32_20210407 | MW-32 | 04/07/2021 | <5 | <0.5 | <0.5 | <0.5 | <0.5 | <0.5 | <1 | <0.5 | <1 | <0.5 | <0.5 | <0.5 | <0.5 | <0.5 | <2 | <0.5 | <2 | <0.5 | <2 | <0.5 | <0.5 | <0.5 | <0.5 | <0.5 | <1 | <0.5 | <0.5 | <1 | <1.5 | <1 | <0.5 | <50 | <50 | <50 | <50 |
| 92537489 | MW-32_20210506 | MW-32 | 05/06/2021 | <5 | <0.5 | <0.5 | <0.5 | <0.5 | <0.5 | <1 | <0.5 | <1 | <0.5 | <0.5 | <0.5 | <0.5 | <0.5 | <2 | <0.5 | <2 | <0.5 | <2 | <0.5 | <0.5 | <0.5 | <0.5 | <0.5 | <1 | <0.5 | <0.5 | <1 | <1.5 | <1 | <0.5 | <50 | <50 | <50 | <50 |
| 92542611 | MW-32_20210604 | MW-32 | 06/04/2021 | <5 | <0.5 | <0.5 | <0.5 | <0.5 | <0.5 | <1 | <0.5 | <1 | <0.5 | <0.5 | <0.5 | <0.5 | <0.5 | <2 | <0.5 | <2 | <0.5 | <2 | <0.5 | <0.5 | <0.5 | <0.5 | <0.5 | <1 | <0.5 | <0.5 | <1 | <1.5 | <1 | <0.5 | <50 | <50 | <50 | <50 |
| 92548787 | MW-32_20210709 | MW-32 | 07/09/2021 | <5 | <0.5 | <0.5 | <0.5 | <0.5 | <0.5 | <1 | <0.5 | <1 | <0.5 | <0.5 | <0.5 | <0.5 | <0.5 | <2 | <0.5 | <2 | <0.5 | <2 | <0.5 | <0.5 | <0.5 | <0.5 | <0.5 | <1 | <0.5 | <0.5 | <1 | <1.5 | <1 | <0.5 | <50 | <50 | <50 | <50 |
| 92554137 | MW-32_20210805 | MW-32 | 08/05/2021 | <5 | <0.5 | <0.5 | <0.5 | <0.5 | <0.5 | <1 | <0.5 | <1 | <0.5 | <0.5 | <0.5 | <0.5 | <0.5 | <2 | <0.5 | <2 | <0.5 | <2 | <0.5 | <0.5 | <0.5 | <0.5 | <0.5 | <1 | <0.5 | <0.5 | <1 | <1.5 | <1 | <0.5 | <50 | <50 | <50 | <50 |
| 92559014 | MW-32_20210901 | MW-32 | 09/01/2021 | <5 | <0.5 | <0.5 | <0.5 | <0.5 | <0.5 | <1 | <0.5 | <1 | <0.5 | <0.5 | <0.5 | <0.5 | <0.5 | <2 | <0.5 | <2 | <0.5 | <2 | <0.5 | <0.5 | <0.5 | <0.5 | <0.5 | <1 | <0.5 | <0.5 | <1 | <1.5 | <1 | <0.5 | <50 | <50 | <50 | <50 |
| 92563804 | MW-32_20210928 | MW-32 | 09/28/2021 | **4.6J** | <0.5 | <0.5 | <0.5 | <0.5 | <0.5 | <0.5 | <0.5 | <0.6 | <0.5 | <0.5 | <0.5 | <0.5 | <0.5 | <0.6 | <0.5 | <5 | <0.5 | <0.5 | <0.5 | <0.5 | <0.5 | <0.5 | <0.5 | <0.5 | <0.5 | <0.5 | <0.5 | <1.5 | <1 | <0.5 | <100 | <100 | <100 | NA |
| 92570483 | MW-32_20211103 | MW-32 | 11/03/2021 | <5 | <0.5 | <0.5 | <0.5 | <0.5 | <0.5 | <1 | <0.5 | <1 | <0.5 | <0.5 | <0.5 | <0.5 | <0.5 | <2 | <0.5 | <2 | <0.5 | <2 | <0.5 | <0.5 | <0.5 | <0.5 | <0.5 | <1 | <0.5 | <0.5 | <1 | <1.5 | <1 | <0.5 | <50 | <50 | <50 | <50 |
| 92575654 | MW-32_20211202 | MW-32 | 12/02/2021 | **5.0** | <0.5 | <0.5 | <0.5 | <0.5 | <0.5 | <1 | <0.5 | <1 | <0.5 | <0.5 | <0.5 | <0.5 | <0.5 | <2 | <0.5 | <2 | <0.5 | <2 | <0.5 | <0.5 | <0.5 | <0.5 | <0.5 | <1 | <0.5 | <0.5 | <1 | <1.5 | <1 | <0.5 | <50 | <50 | <50 | <50 |
| 92583209 | MW-32_20220105 | MW-32 | 01/05/2022 | **2.8J** | <0.5 | <0.5 | <0.5 | <0.5 | <0.5 | <1 | <0.5 | <1 | <0.5 | <0.5 | <0.5 | <0.5 | <0.5 | <2 | <0.5 | <2 | <0.5 | <2 | <0.5 | <0.5 | <0.5 | <0.5 | <0.5 | <1 | <0.5 | <0.5 | <1 | <1.5 | <1 | <0.5 | <50 | <50 | <50 | <50 |
| 92494640 | MW-33_20200909 | MW-33 | 09/09/2020 | <5 | <0.5 | <0.5 | <0.5 | <0.5 | <0.5 | <1 | <0.5 | <1 | <0.5 | <0.5 | <0.5 | <0.5 | <0.5 | <2 | <0.5 | <2 | <0.5 | <2 | <0.5 | <0.5 | <0.5 | <0.5 | <0.5 | <1 | <0.5 | <0.5 | <1 | <1.5 | <1 | <0.5 | <100 | <100 | <100 | <100 |
| 92501860 | MW-33_20201022 | MW-33 | 10/22/2020 | **16.6** | <0.5 | <0.5 | <0.5 | <0.5 | <0.5 | <1 | <0.5 | <1 | <0.5 | <0.5 | <0.5 | <0.5 | <0.5 | <2 | <0.5 | <2 | <0.5 | <2 | <0.5 | <0.5 | <0.5 | <0.5 | <0.5 | <1 | <0.5 | <0.5 | <1 | <1.5 | <1 | <0.5 | <100 | <100 | <100 | <100 |
| 92508536 | MW-33_20201130 | MW-33 | 11/30/2020 | **11.0** | <0.5 | <0.5 | <0.5 | <0.5 | <0.5 | <1 | <0.5 | <1 | <0.5 | <0.5 | <0.5 | <0.5 | <0.5 | <2 | <0.5 | <2 | <0.5 | <2 | <0.5 | <0.5 | <0.5 | <0.5 | <0.5 | <1 | <0.5 | <0.5 | <1 | <1.5 | <1 | <0.5 | <100 | <100 | <100 | <100 |
| 92514598 | MW-33_20210104 | MW-33 | 01/04/2021 | **14.3** | <0.5 | <0.5 | <0.5 | <0.5 | <0.5 | <1 | <0.5 | <1 | <0.5 | <0.5 | <0.5 | <0.5 | <0.5 | <2 | <0.5 | <2 | <0.5 | <2 | <0.5 | <0.5 | <0.5 | <0.5 | <0.5 | <1 | <0.5 | <0.5 | <1 | <1.5 | <1 | <0.5 | <100 | <100 | <100 | <100 |
| 92520901 | MW-33_20210208 | MW-33 | 02/08/2021 | <5 | <0.5 | <0.5 | <0.5 | <0.5 | <0.5 | <1 | <0.5 | <1 | <0.5 | <0.5 | <0.5 | <0.5 | <0.5 | <2 | <0.5 | <2 | <0.5 | <2 | <0.5 | <0.5 | <0.5 | <0.5 | <0.5 | <1 | <0.5 | <0.5 | <1 | <1.5 | <1 | <0.5 | <100 | <100 | <100 | <100 |
| 92526618 | MW-33_20210309 | MW-33 | 03/09/2021 | <5 | <0.5 | <0.5 | <0.5 | <0.5 | <0.5 | <1 | <0.5 | <1 | <0.5 | <0.5 | <0.5 | <0.5 | <0.5 | <2 | <0.5 | <2 | <0.5 | <2 | <0.5 | <0.5 | <0.5 | <0.5 | <0.5 | <1 | <0.5 | <0.5 | <1 | <1.5 | <1 | <0.5 | <100 | <100 | <100 | <100 |
| 92530256 | MW-33_20210407 | MW-33 | 04/07/2021 | <5 | <0.5 | <0.5 | <0.5 | <0.5 | <0.5 | <1 | <0.5 | <1 | <0.5 | <0.5 | <0.5 | <0.5 | <0.5 | <2 | <0.5 | <2 | <0.5 | <2 | <0.5 | <0.5 | <0.5 | <0.5 | <0.5 | <1 | <0.5 | <0.5 | <1 | <1.5 | <1 | <0.5 | <50 | <50 | <50 | <50 |
| 92537489 | MW-33_20210506 | MW-33 | 05/06/2021 | <5 | <0.5 | <0.5 | <0.5 | <0.5 | <0.5 | <1 | <0.5 | <1 | <0.5 | <0.5 | <0.5 | <0.5 | <0.5 | <2 | <0.5 | <2 | <0.5 | <2 | <0.5 | <0.5 | <0.5 | <0.5 | <0.5 | <1 | <0.5 | <0.5 | <1 | <1.5 | <1 | <0.5 | <50 | <50 | <50 | <50 |
| 92541993 | MW-33_20210602 | MW-33 | 06/02/2021 | <5 | <0.5 | <0.5 | <0.5 | <0.5 | <0.5 | <1 | <0.5 | <1 | <0.5 | <0.5 | <0.5 | <0.5 | <0.5 | <2 | <0.5 | <2 | <0.5 | <2 | <0.5 | <0.5 | <0.5 | <0.5 | <0.5 | <1 | <0.5 | <0.5 | <1 | <1.5 | <1 | <0.5 | <50 | <50 | <50 | <50 |
| 92548787 | MW-33_20210709 | MW-33 | 07/09/2021 | <5 | <0.5 | <0.5 | <0.5 | <0.5 | <0.5 | <1 | <0.5 | <1 | <0.5 | <0.5 | <0.5 | <0.5 | <0.5 | <2 | <0.5 | <2 | <0.5 | <2 | <0.5 | <0.5 | <0.5 | <0.5 | <0.5 | <1 | <0.5 | <0.5 | <1 | <1.5 | <1 | <0.5 | <50 | <50 | <50 | <50 |
| 92554137 | MW-33_20210805 | MW-33 | 08/05/2021 | <5 | <0.5 | <0.5 | <0.5 | <0.5 | <0.5 | <1 | <0.5 | <1 | <0.5 | <0.5 | <0.5 | <0.5 | <0.5 | <2 | <0.5 | <2 | <0.5 | <2 | <0.5 | <0.5 | <0.5 | <0.5 | <0.5 | <1 | <0.5 | <0.5 | <1 | <1.5 | <1 | <0.5 | <50 | <50 | <50 | <50 |
| 92559014 | MW-33_20210901 | MW-33 | 09/01/2021 | <5 | <0.5 | <0.5 | <0.5 | <0.5 | <0.5 | <1 | <0.5 | <1 | <0.5 | <0.5 | <0.5 | <0.5 | <0.5 | <2 | <0.5 | <2 | <0.5 | <2 | <0.5 | <0.5 | <0.5 | <0.5 | <0.5 | <1 | <0.5 | <0.5 | <1 | <1.5 | <1 | <0.5 | <50 | <50 | <50 | <50 |
| 92563804 | MW-33_20210928 | MW-33 | 09/28/2021 | <5 | <0.5 | <0.5 | <0.5 | <0.5 | <0.5 | <0.5 | <0.5 | <0.6 | <0.5 | <0.5 | <0.5 | <0.5 | <0.5 | <0.6 | <0.5 | <5 | <0.5 | <0.5 | <0.5 | <0.5 | <0.5 | <0.5 | <0.5 | <0.5 | <0.5 | <0.5 | <0.5 | <1.5 | <1 | <0.5 | <100 | <100 | <100 | NA |
| 92570483 | MW-33_20211103 | MW-33 | 11/03/2021 | <5 | <0.5 | <0.5 | <0.5 | <0.5 | <0.5 | <1 | <0.5 | <1 | <0.5 | <0.5 | <0.5 | <0.5 | <0.5 | <2 | <0.5 | <2 | <0.5 | <2 | <0.5 | <0.5 | <0.5 | <0.5 | <0.5 | <1 | <0.5 | <0.5 | <1 | <1.5 | <1 | <0.5 | <50 | <50 | <50 | <50 |
| 92575654 | MW-33_20211202 | MW-33 | 12/02/2021 | <5 | <0.5 | <0.5 | <0.5 | <0.5 | <0.5 | <1 | <0.5 | <1 | <0.5 | <0.5 | <0.5 | <0.5 | <0.5 | <2 | <0.5 | <2 | <0.5 | <2 | <0.5 | <0.5 | <0.5 | <0.5 | <0.5 | <1 | <0.5 | <0.5 | <1 | <1.5 | <1 | <0.5 | <50 | <50 | <50 | <50 |
| 92583209 | MW-33_20220105 | MW-33 | 01/05/2022 | **0.15J** | <0.5 | <0.5 | <0.5 | <0.5 | <0.5 | <1 | <0.5 | <1 | <0.5 | <0.5 | <0.5 | <0.5 | <0.5 | <2 | <0.5 | <2 | <0.5 | <2 | <0.5 | <0.5 | <0.5 | <0.5 | <0.5 | <1 | <0.5 | <0.5 | <1 | <1.5 | <1 | <0.5 | <50 | <50 | <50 | <50 |
| 92494640 | MW-34_20200909 | MW-34 | 09/09/2020 | <5 | <0.5 | <0.5 | <0.5 | <0.5 | <0.5 | <1 | <0.5 | <1 | <0.5 | <0.5 | <0.5 | <0.5 | <0.5 | <2 | <0.5 | <2 | <0.5 | <2 | <0.5 | <0.5 | <0.5 | <0.5 | <0.5 | <1 | <0.5 | <0.5 | <1 | <1.5 | <1 | <0.5 | <100 | <100 | <100 | <100 |
| 92501860 | MW-34_20201022 | MW-34 | 10/22/2020 | **5.7** | <0.5 | <0.5 | <0.5 | <0.5 | <0.5 | <1 | <0.5 | <1 | <0.5 | <0.5 | <0.5 | <0.5 | <0.5 | <2 | <0.5 | <2 | <0.5 | <2 | <0.5 | <0.5 | <0.5 | <0.5 | <0.5 | <1 | <0.5 | <0.5 | <1 | <1.5 | <1 | <0.5 | <100 | <100 | <100 | <100 |
| 92508536 | MW-34_20201130 | MW-34 | 11/30/2020 | **6.0** | <0.5 | <0.5 | <0.5 | <0.5 | <0.5 | <1 | <0.5 | <1 | <0.5 | <0.5 | <0.5 | <0.5 | <0.5 | <2 | <0.5 | <2 | <0.5 | <2 | <0.5 | <0.5 | <0.5 | <0.5 | <0.5 | <1 | <0.5 | <0.5 | <1 | <1.5 | <1 | <0.5 | <100 | <100 | <100 | <100 |

**Table 5A**
**Summary of Monitoring Well Sampling Results**

Colonial Pipeline Company
2020-L1-SR2448
Huntersville, North Carolina

| Lab Report Number | Sample ID | Well ID | Sample Date | Metals (µg/L) | VOCs (µg/L) | | | | | | | | | | | | | | | | | | | | | | | | | | | | MADEP VPH (µg/L) | | | |
|---|---|---|---|---|---|---|---|---|---|---|---|---|---|---|---|---|---|---|---|---|---|---|---|---|---|---|---|---|---|---|---|---|---|---|---|---|
| | | | | Lead | Benzene | Bromochloromethane | Bromodichloromethane | n-Butylbenzene | sec-Butylbenzene | Chloroethane | Chloroform | Chloromethane | 2-Chlorotoluene | Dibromochloromethane | 1,2-Dichloroethane | Diisopropyl ether | Ethylbenzene | Hexachloro-1,3-butadiene | Isopropylbenzene (Cumene) | Methylene Chloride | Methyl-tert-butyl ether | Naphthalene | n-Propylbenzene | Styrene | Tetrachloroethene | Toluene | Trichloroethene | Trichlorofluoromethane | 1,2,4-Trimethylbenzene | 1,3,5-Trimethylbenzene | Vinyl chloride | Xylene (Total) | m&p-Xylene | o-Xylene | C5 - C8 Aliphatics | C9 - C12 Aliphatics | C9 - C10 Aromatics | VPH (Total) |
| **NCAC 2L Standards** | | | | **15** | **1** | **NE** | **0.6** | **70** | **70** | **3000** | **70** | **3** | **100** | **0.4** | **0.4** | **70** | **600** | **0.4** | **70** | **5** | **20** | **6** | **70** | **70** | **0.7** | **600** | **3** | **2000** | **400** | **400** | **0.03** | **500** | **500** | **500** | **400** | **700** | **200** | **NE** |
| **IMAC Standards** | | | | -- | -- | -- | -- | -- | -- | -- | -- | -- | -- | -- | -- | -- | -- | -- | -- | -- | -- | -- | -- | -- | -- | -- | -- | -- | -- | -- | -- | -- | -- | -- | -- | -- | -- |
| 92514598 | MW-34_20210104 | MW-34 | 01/04/2021 | **10.9** | <0.5 | <0.5 | <0.5 | <0.5 | <0.5 | <1 | <0.5 | <1 | <0.5 | <0.5 | <0.5 | <0.5 | <0.5 | <2 | <0.5 | <2 | <0.5 | <2 | <0.5 | <0.5 | <0.5 | <0.5 | <0.5 | <1 | <0.5 | <0.5 | <1 | <1.5 | <1 | <0.5 | <100 | <100 | <100 | <100 |
| 92520901 | MW-34_20210208 | MW-34 | 02/08/2021 | <5 | <0.5 | <0.5 | <0.5 | <0.5 | <0.5 | <1 | <0.5 | <1 | <0.5 | <0.5 | <0.5 | <0.5 | <0.5 | <2 | <0.5 | <2 | <0.5 | <2 | <0.5 | <0.5 | <0.5 | <0.5 | <0.5 | <1 | <0.5 | <0.5 | <1 | <1.5 | <1 | <0.5 | <100 | <100 | <100 | <100 |
| 92526618 | MW-34_20210309 | MW-34 | 03/09/2021 | <5 | <0.5 | <0.5 | <0.5 | <0.5 | <0.5 | <1 | <0.5 | <1 | <0.5 | <0.5 | <0.5 | <0.5 | <0.5 | <2 | <0.5 | <2 | <0.5 | <2 | <0.5 | <0.5 | <0.5 | <0.5 | <0.5 | <1 | <0.5 | <0.5 | <1 | <1.5 | <1 | <0.5 | <100 | <100 | <100 | <100 |
| 92530256 | MW-34_20210407 | MW-34 | 04/07/2021 | <5 | <0.5 | <0.5 | <0.5 | <0.5 | <0.5 | <1 | <0.5 | <1 | <0.5 | <0.5 | <0.5 | <0.5 | <0.5 | <2 | <0.5 | <2 | <0.5 | <2 | <0.5 | <0.5 | <0.5 | <0.5 | <0.5 | <1 | <0.5 | <0.5 | <1 | <1.5 | <1 | <0.5 | <50 | <50 | <50 | <50 |
| 92537159 | MW-34_20210505 | MW-34 | 05/05/2021 | <5 | <0.5 | <0.5 | <0.5 | <0.5 | <0.5 | <1 | <0.5 | <1 | <0.5 | <0.5 | <0.5 | <0.5 | <0.5 | <2 | <0.5 | <2 | <0.5 | <2 | <0.5 | <0.5 | <0.5 | <0.5 | <0.5 | <1 | <0.5 | <0.5 | <1 | <1.5 | <1 | <0.5 | <50 | <50 | <50 | <50 |
| 92541993 | MW-34_20210602 | MW-34 | 06/02/2021 | <5 | <0.5 | <0.5 | <0.5 | <0.5 | <0.5 | <1 | <0.5 | <1 | <0.5 | <0.5 | <0.5 | <0.5 | <0.5 | <2 | <0.5 | <2 | <0.5 | <2 | <0.5 | <0.5 | <0.5 | <0.5 | <0.5 | <1 | <0.5 | <0.5 | <1 | <1.5 | <1 | <0.5 | <50 | <50 | <50 | <50 |
| 92548527 | MW-34_20210708 | MW-34 | 07/08/2021 | <5 | <0.5 | <0.5 | <0.5 | <0.5 | <0.5 | <1 | <0.5 | <1 | <0.5 | <0.5 | <0.5 | <0.5 | <0.5 | <2 | <0.5 | <2 | <0.5 | <2 | <0.5 | <0.5 | <0.5 | <0.5 | <0.5 | <1 | <0.5 | <0.5 | <1 | <1.5 | <1 | <0.5 | <50 | <50 | <50 | <50 |
| 92548527 | DUP-1-20210708 | MW-34 | 07/08/2021 | <5 | <0.5 | <0.5 | <0.5 | <0.5 | <0.5 | <1 | <0.5 | <1 | <0.5 | <0.5 | <0.5 | <0.5 | <0.5 | <2 | <0.5 | <2 | <0.5 | <2 | <0.5 | <0.5 | <0.5 | <0.5 | <0.5 | <1 | <0.5 | <0.5 | <1 | <1.5 | <1 | <0.5 | <50 | <50 | <50 | <50 |
| 92553563 | MW-34_20210804 | MW-34 | 08/04/2021 | <5 | <0.5 | <0.5 | <0.5 | <0.5 | <0.5 | <1 | <0.5 | <1 | <0.5 | <0.5 | <0.5 | <0.5 | <0.5 | <2 | <0.5 | <2 | <0.5 | <2 | <0.5 | <0.5 | <0.5 | <0.5 | <0.5 | <1 | <0.5 | <0.5 | <1 | <1.5 | <1 | <0.5 | <50 | <50 | <50 | <50 |
| 92559014 | MW-34_20210901 | MW-34 | 09/01/2021 | <5 | <0.5 | <0.5 | <0.5 | <0.5 | <0.5 | <1 | <0.5 | <1 | <0.5 | <0.5 | <0.5 | <0.5 | <0.5 | <2 | <0.5 | <2 | <0.5 | <2 | <0.5 | <0.5 | <0.5 | <0.5 | <0.5 | <1 | <0.5 | <0.5 | <1 | <1.5 | <1 | <0.5 | <50 | <50 | <50 | <50 |
| 92563804 | MW-34_20210928 | MW-34 | 09/28/2021 | <5 | <0.5 | <0.5 | <0.5 | <0.5 | <0.5 | <0.5 | <0.5 | <0.6 | <0.5 | <0.5 | <0.5 | <0.5 | <0.5 | <0.6 | <0.5 | <5 | <0.5 | <0.5 | <0.5 | <0.5 | <0.5 | **0.34J** | <0.5 | **0.19** | <0.5 | <0.5 | <0.5 | <1.5 | <1 | <0.5 | <100 | <100 | <100 | NA |
| 92570483 | MW-34_20211103 | MW-34 | 11/03/2021 | <5 | <0.5 | <0.5 | <0.5 | <0.5 | <0.5 | <1 | <0.5 | <1 | <0.5 | <0.5 | <0.5 | <0.5 | <0.5 | <2 | <0.5 | <2 | <0.5 | <2 | <0.5 | <0.5 | <0.5 | <0.5 | <0.5 | <1 | <0.5 | <0.5 | <1 | <1.5 | <1 | <0.5 | <50 | <50 | <50 | <50 |
| 92575654 | MW-34_20211202 | MW-34 | 12/02/2021 | <5 | <0.5 | <0.5 | <0.5 | <0.5 | <0.5 | <1 | <0.5 | <1 | <0.5 | <0.5 | <0.5 | <0.5 | <0.5 | <2 | <0.5 | <2 | <0.5 | <2 | <0.5 | <0.5 | <0.5 | <0.5 | <0.5 | <1 | <0.5 | <0.5 | <1 | <1.5 | <1 | <0.5 | <50 | <50 | <50 | <50 |
| 92583209 | MW-34_20220105 | MW-34 | 01/05/2022 | **0.079J** | <0.5 | <0.5 | <0.5 | <0.5 | <0.5 | <1 | <0.5 | <1 | <0.5 | <0.5 | <0.5 | <0.5 | <0.5 | <2 | <0.5 | <2 | <0.5 | <2 | <0.5 | <0.5 | <0.5 | <0.5 | <0.5 | <1 | <0.5 | <0.5 | <1 | <1.5 | <1 | <0.5 | <50 | <50 | <50 | <50 |
| 92583209 | DUP-2-20220105 | MW-34 | 01/05/2022 | <5 | <0.5 | <0.5 | <0.5 | <0.5 | <0.5 | <1 | <0.5 | <1 | <0.5 | <0.5 | <0.5 | <0.5 | <0.5 | <2 | <0.5 | <2 | <0.5 | <2 | <0.5 | <0.5 | <0.5 | <0.5 | <0.5 | <1 | <0.5 | <0.5 | <1 | <1.5 | <1 | <0.5 | <50 | <50 | <50 | <50 |
| 92494864 | MW-35_20200910 | MW-35 | 09/10/2020 | <5 | <0.5 | <0.5 | <0.5 | <0.5 | <0.5 | <1 | <0.5 | <1 | <0.5 | <0.5 | <0.5 | <0.5 | <0.5 | <2 | <0.5 | <2 | <0.5 | <2 | <0.5 | <0.5 | <0.5 | <0.5 | <0.5 | <1 | <0.5 | <0.5 | <1 | <1.5 | <1 | <0.5 | <100 | <100 | <100 | <100 |
| 92501616 | MW-35_20201021 | MW-35 | 10/21/2020 | **9.1** | <0.5 | <0.5 | <0.5 | <0.5 | <0.5 | <1 | <0.5 | <1 | <0.5 | <0.5 | <0.5 | <0.5 | <0.5 | <2 | <0.5 | <2 | <0.5 | <2 | <0.5 | <0.5 | <0.5 | <0.5 | <0.5 | <1 | <0.5 | <0.5 | <1 | <1.5 | <1 | <0.5 | <100 | <100 | <100 | <100 |
| 92508536 | MW-35_20201130 | MW-35 | 11/30/2020 | **12.2** | <0.5 | <0.5 | <0.5 | <0.5 | <0.5 | <1 | <0.5 | <1 | <0.5 | <0.5 | <0.5 | <0.5 | <0.5 | <2 | <0.5 | <2 | <0.5 | <2 | <0.5 | <0.5 | <0.5 | <0.5 | <0.5 | <1 | <0.5 | <0.5 | <1 | <1.5 | <1 | <0.5 | <100 | <100 | <100 | <100 |
| 92514598 | MW-35_20210104 | MW-35 | 01/04/2021 | **13.8** | <0.5 | <0.5 | <0.5 | <0.5 | <0.5 | <1 | <0.5 | <1 | <0.5 | <0.5 | <0.5 | <0.5 | <0.5 | <2 | <0.5 | <2 | <0.5 | <2 | <0.5 | <0.5 | <0.5 | <0.5 | <0.5 | <1 | <0.5 | <0.5 | <1 | <1.5 | <1 | <0.5 | <100 | <100 | <100 | <100 |
| 92520901 | MW-35_20210208 | MW-35 | 02/08/2021 | <5 | <0.5 | <0.5 | <0.5 | <0.5 | <0.5 | <1 | <0.5 | <1 | <0.5 | <0.5 | <0.5 | <0.5 | <0.5 | <2 | <0.5 | <2 | <0.5 | <2 | <0.5 | <0.5 | <0.5 | <0.5 | <0.5 | <1 | <0.5 | <0.5 | <1 | <1.5 | <1 | <0.5 | <100 | <100 | <100 | <100 |
| 92526618 | MW-35_20210309 | MW-35 | 03/09/2021 | <5 | <0.5 | <0.5 | <0.5 | <0.5 | <0.5 | <1 | <0.5 | <1 | <0.5 | <0.5 | <0.5 | <0.5 | <0.5 | <2 | <0.5 | <2 | <0.5 | <2 | <0.5 | <0.5 | <0.5 | <0.5 | <0.5 | <1 | <0.5 | <0.5 | <1 | <1.5 | <1 | <0.5 | <100 | <100 | <100 | <100 |
| 92531581 | MW-35_20210406 | MW-35 | 04/06/2021 | <5 | <0.5 | <0.5 | <0.5 | <0.5 | <0.5 | <1 | <0.5 | <1 | <0.5 | <0.5 | <0.5 | <0.5 | <0.5 | <2 | <0.5 | <2 | <0.5 | <2 | <0.5 | <0.5 | <0.5 | <0.5 | <0.5 | <1 | <0.5 | <0.5 | <1 | <1.5 | <1 | <0.5 | <50 | <50 | <50 | <50 |
| 92537489 | MW-35_20210506 | MW-35 | 05/06/2021 | <5 | <0.5 | <0.5 | <0.5 | <0.5 | <0.5 | <1 | <0.5 | <1 | <0.5 | <0.5 | <0.5 | <0.5 | <0.5 | <2 | <0.5 | <2 | <0.5 | <2 | <0.5 | <0.5 | <0.5 | <0.5 | <0.5 | <1 | <0.5 | <0.5 | <1 | <1.5 | <1 | <0.5 | <50 | <50 | <50 | <50 |
| 92542611 | MW-35_20210604 | MW-35 | 06/04/2021 | <5 | <0.5 | <0.5 | <0.5 | <0.5 | <0.5 | <1 | <0.5 | <1 | <0.5 | <0.5 | <0.5 | <0.5 | <0.5 | <2 | <0.5 | <2 | <0.5 | <2 | <0.5 | <0.5 | <0.5 | <0.5 | <0.5 | <1 | <0.5 | <0.5 | <1 | <1.5 | <1 | <0.5 | <50 | <50 | <50 | <50 |
| 92548787 | MW-35_20210709 | MW-35 | 07/09/2021 | <5 | <0.5 | <0.5 | <0.5 | <0.5 | <0.5 | <1 | <0.5 | <1 | <0.5 | <0.5 | <0.5 | <0.5 | <0.5 | <2 | <0.5 | <2 | <0.5 | <2 | <0.5 | <0.5 | <0.5 | <0.5 | <0.5 | <1 | <0.5 | <0.5 | <1 | <1.5 | <1 | <0.5 | <50 | <50 | <50 | <50 |
| 92554137 | MW-35_20210805 | MW-35 | 08/05/2021 | <5 | <0.5 | <0.5 | <0.5 | <0.5 | <0.5 | <1 | <0.5 | <1 | <0.5 | <0.5 | <0.5 | <0.5 | <0.5 | <2 | <0.5 | <2 | <0.5 | <2 | <0.5 | <0.5 | <0.5 | <0.5 | <0.5 | <1 | <0.5 | <0.5 | <1 | <1.5 | <1 | <0.5 | <50 | <50 | <50 | <50 |
| 92559014 | MW-35_20210901 | MW-35 | 09/01/2021 | <5 | <0.5 | <0.5 | <0.5 | <0.5 | <0.5 | <1 | <0.5 | <1 | <0.5 | <0.5 | <0.5 | <0.5 | <0.5 | <2 | <0.5 | <2 | <0.5 | <2 | <0.5 | <0.5 | <0.5 | <0.5 | <0.5 | <1 | <0.5 | <0.5 | <1 | <1.5 | <1 | <0.5 | <50 | <50 | <50 | <50 |
| 92563487 | MW-35_20210927 | MW-35 | 09/27/2021 | <5 | <0.5 | <0.5 | <0.5 | <0.5 | <0.5 | <0.5 | <0.5 | <1 | <0.5 | <0.5 | <0.5 | <0.5 | <0.5 | <0.6 | <0.5 | <5 | <0.5 | <0.5 | <0.5 | <0.5 | <0.5 | <0.5 | <0.5 | <0.5 | <0.5 | <0.5 | <0.5 | <1.5 | <1 | <0.5 | <100 | <100 | <100 | NA |
| 92570816 | MW-35_20211104 | MW-35 | 11/04/2021 | <5 | <0.5 | <0.5 | <0.5 | <0.5 | <0.5 | <1 | <0.5 | <1 | <0.5 | <0.5 | <0.5 | <0.5 | <0.5 | <2 | <0.5 | <2 | <0.5 | <2 | <0.5 | <0.5 | <0.5 | <0.5 | <0.5 | <1 | <0.5 | <0.5 | <1 | <1.5 | <1 | <0.5 | <50 | <50 | <50 | <50 |
| 92575770 | MW-35_20211203 | MW-35 | 12/03/2021 | <5 | <0.5 | <0.5 | <0.5 | <0.5 | <0.5 | <1 | <0.5 | <1 | <0.5 | <0.5 | <0.5 | <0.5 | <0.5 | <2 | <0.5 | <2 | <0.5 | <2 | <0.5 | <0.5 | <0.5 | <0.5 | <0.5 | <1 | <0.5 | <0.5 | <1 | <1.5 | <1 | <0.5 | <50 | <50 | <50 | <50 |
| 92581742 | MW-35_20220107 | MW-35 | 01/07/2022 | **0.21J** | <0.5 | <0.5 | <0.5 | <0.5 | <0.5 | <1 | <0.5 | <1 | <0.5 | <0.5 | <0.5 | <0.5 | **0.36J** | <2 | <0.5 | <2 | <0.5 | <2 | <0.5 | <0.5 | <0.5 | **1.5** | <0.5 | <1 | **0.51** | <0.5 | <1 | **1.98** | **1.4** | **0.58** | <50 | <50 | <50 | <50 |
| 92494864 | MW-36_20200910 | MW-36 | 09/10/2020 | <5 | <0.5 | <0.5 | <0.5 | <0.5 | <0.5 | <1 | <0.5 | <1 | <0.5 | <0.5 | <0.5 | <0.5 | <0.5 | <2 | <0.5 | <2 | <0.5 | <2 | <0.5 | <0.5 | <0.5 | <0.5 | <0.5 | <1 | <0.5 | <0.5 | <1 | <1.5 | <1 | <0.5 | <100 | <100 | <100 | <100 |
| 92501616 | MW-36_20201021 | MW-36 | 10/21/2020 | <5 | <0.5 | <0.5 | <0.5 | <0.5 | <0.5 | <1 | <0.5 | <1 | <0.5 | <0.5 | <0.5 | <0.5 | <0.5 | <2 | <0.5 | <2 | <0.5 | <2 | <0.5 | <0.5 | <0.5 | <0.5 | <0.5 | <1 | <0.5 | <0.5 | <1 | <1.5 | <1 | <0.5 | <100 | <100 | <100 | <100 |
| 92508536 | MW-36_20201130 | MW-36 | 11/30/2020 | **18.4** | <0.5 | <0.5 | <0.5 | <0.5 | <0.5 | <1 | <0.5 | <1 | <0.5 | <0.5 | <0.5 | <0.5 | <0.5 | <2 | <0.5 | <2 | <0.5 | <2 | <0.5 | <0.5 | <0.5 | <0.5 | <0.5 | <1 | <0.5 | <0.5 | <1 | <1.5 | <1 | <0.5 | <100 | <100 | <100 | <100 |
| 92514598 | MW-36_20210104 | MW-36 | 01/04/2021 | **6.9** | <0.5 | <0.5 | <0.5 | <0.5 | <0.5 | <1 | <0.5 | <1 | <0.5 | <0.5 | <0.5 | <0.5 | <0.5 | <2 | <0.5 | <2 | <0.5 | <2 | <0.5 | <0.5 | <0.5 | <0.5 | <0.5 | <1 | <0.5 | <0.5 | <1 | <1.5 | <1 | <0.5 | <100 | <100 | <100 | <100 |
| 92521555 | MW-36_20210210 | MW-36 | 02/10/2021 | <5 | **3.1** | <0.5 | <0.5 | <0.5 | <0.5 | <1 | <0.5 | <1 | <0.5 | <0.5 | <0.5 | <0.5 | **1.9** | <2 | <0.5 | <2 | <0.5 | <2 | <0.5 | <0.5 | <0.5 | **12.7** | <0.5 | <1 | **3.7** | **1** | <1 | **10** | **6.9** | **3.1** | <100 | <100 | <100 | **149** |
| 92526977 | MW-36_20210310 | MW-36 | 03/10/2021 | <5 | <0.5 | <0.5 | <0.5 | <0.5 | <0.5 | <1 | <0.5 | <1 | <0.5 | <0.5 | <0.5 | <0.5 | <0.5 | <2 | <0.5 | <2 | <0.5 | <2 | <0.5 | <0.5 | <0.5 | <0.5 | <0.5 | <1 | <0.5 | <0.5 | <1 | <1.5 | <1 | <0.5 | <100 | <100 | <100 | <100 |
| 92530256 | MW-36_20210407 | MW-36 | 04/07/2021 | <5 | <0.5 | <0.5 | <0.5 | <0.5 | <0.5 | <1 | <0.5 | <1 | <0.5 | <0.5 | <0.5 | <0.5 | <0.5 | <2 | <0.5 | <2 | <0.5 | <2 | <0.5 | <0.5 | <0.5 | <0.5 | <0.5 | <1 | <0.5 | <0.5 | <1 | <1.5 | <1 | <0.5 | <50 | <50 | <50 | <50 |
| 92537489 | MW-36_20210506 | MW-36 | 05/06/2021 | <5 | <0.5 | <0.5 | <0.5 | <0.5 | <0.5 | <1 | <0.5 | <1 | <0.5 | <0.5 | <0.5 | <0.5 | <0.5 | <2 | <0.5 | <2 | <0.5 | <2 | <0.5 | <0.5 | <0.5 | <0.5 | <0.5 | <1 | <0.5 | <0.5 | <1 | <1.5 | <1 | <0.5 | <50 | <50 | <50 | <50 |
| 92542375 | MW-36_20210603 | MW-36 | 06/03/2021 | <5 | <0.5 | <0.5 | <0.5 | <0.5 | <0.5 | <1 | <0.5 | <1 | <0.5 | <0.5 | <0.5 | <0.5 | <0.5 | <2 | <0.5 | <2 | <0.5 | <2 | <0.5 | <0.5 | <0.5 | <0.5 | <0.5 | **0.33J** | <0.5 | <0.5 | <1 | <1.5 | <1 | <0.5 | <50 | <50 | <50 | <50 |
| 92548527 | MW-36_20210708 | MW-36 | 07/08/2021 | <5 | <0.5 | <0.5 | <0.5 | <0.5 | <0.5 | <1 | <0.5 | <1 | <0.5 | <0.5 | <0.5 | <0.5 | <0.5 | <2 | <0.5 | <2 | <0.5 | <2 | <0.5 | <0.5 | <0.5 | <0.5 | <0.5 | **0.3J** | <0.5 | <0.5 | <1 | <1.5 | <1 | <0.5 | <50 | <50 | <50 | <50 |
| 92554285 | MW-36_20210806 | MW-36 | 08/06/2021 | <5 | <0.5 | <0.5 | <0.5 | <0.5 | <0.5 | <1 | <0.5 | <1 | <0.5 | <0.5 | <0.5 | <0.5 | <0.5 | <2 | <0.5 | <2 | <0.5 | <2 | <0.5 | <0.5 | <0.5 | <0.5 | <0.5 | <1 | <0.5 | <0.5 | <1 | <1.5 | <1 | <0.5 | <50 | <50 | <50 | <50 |
| 92559360 | MW-36_20210902 | MW-36 | 09/02/2021 | <5 | <0.5 | <0.5 | <0.5 | <0.5 | <0.5 | <1 | <0.5 | <1 | <0.5 | <0.5 | <0.5 | <0.5 | <0.5 | <2 | <0.5 | <2 | <0.5 | <2 | <0.5 | <0.5 | <0.5 | <0.5 | <0.5 | **0.38J** | <0.5 | <0.5 | <1 | <1.5 | <1 | <0.5 | <50 | <50 | <50 | <50 |
| 92559360 | DUP-2-20210902 | MW-36 | 9/2/2021 | <5 | <0.5 | <0.5 | <0.5 | <0.5 | <0.5 | <1 | <0.5 | <1 | <0.5 | <0.5 | <0.5 | <0.5 | <0.5 | <2 | <0.5 | <2 | <0.5 | <2 | <0.5 | <0.5 | <0.5 | <0.5 | <0.5 | **0.39J** | <0.5 | <0.5 | <1 | <1.5 | <1 | <0.5 | <50 | <50 | <50 | <50 |
| 92563804 | MW-36_20210928 | MW-36 | 9/28/2021 | <5 | <0.5 | <0.5 | <0.5 | <0.5 | <0.5 | <0.5 | <0.5 | <0.6 | <0.5 | <0.5 | <0.5 | <0.5 | <0.5 | <0.6 | <0.5 | <5 | <0.5 | <0.5 | <0.5 | <0.5 | <0.5 | <0.5 | <0.5 | **0.27J** | <0.5 | <0.5 | <0.5 | <1.5 | <1 | <0.5 | <100 | <100 | <100 | NA |
| 92570816 | MW-36_20211104 | MW-36 | 11/04/2021 | <5 | <0.5 | <0.5 | <0.5 | <0.5 | <0.5 | <1 | <0.5 | <1 | <0.5 | <0.5 | <0.5 | <0.5 | <0.5 | <2 | <0.5 | <2 | <0.5 | <2 | <0.5 | <0.5 | <0.5 | <0.5 | <0.5 | **0.40J** | <0.5 | <0.5 | <1 | <1.5 | <1 | <0.5 | <50 | <50 | <50 | <50 |
| 92575770 | MW-36_20211203 | MW-36 | 12/03/2021 | <5 | <0.5 | <0.5 | <0.5 | <0.5 | <0.5 | <1 | <0.5 | <1 | <0.5 | <0.5 | <0.5 | <0.5 | <0.5 | <2 | <0.5 | <2 | <0.5 | <2 | <0.5 | <0.5 | <0.5 | <0.5 | <0.5 | **0.47J** | <0.5 | <0.5 | <1 | <1.5 | <1 | <0.5 | <50 | <50 | <50 | <50 |
| 92583376 | MW-36_20220106 | MW-36 | 01/06/2022 | **1.0J** | <0.5 | <0.5 | <0.5 | <0.5 | <0.5 | <1 | <0.5 | <1 | <0.5 | <0.5 | <0.5 | <0.5 | <0.5 | <2 | <0.5 | <2 | <0.5 | <2 | <0.5 | <0.5 | <0.5 | <0.5 | <0.5 | <1 | <0.5 | <0.5 | <1 | <1.5 | <1 | <0.5 | <50 | <50 | <50 | <50 |

**Table 5A**
**Summary of Monitoring Well Sampling Results**

Colonial Pipeline Company
2020-L1-SR2448
Huntersville, North Carolina

| Lab Report Number | Sample ID | Well ID | Sample Date | Metals (µg/L) | VOCs (µg/L) | | | | | | | | | | | | | | | | | | | | | | | | | | | | MADEP VPH (µg/L) | | | |
|---|---|---|---|---|---|---|---|---|---|---|---|---|---|---|---|---|---|---|---|---|---|---|---|---|---|---|---|---|---|---|---|---|---|---|---|---|
| | | | | Lead | Benzene | Bromochloromethane | Bromodichloromethane | n-Butylbenzene | sec-Butylbenzene | Chloroethane | Chloroform | Chloromethane | 2-Chlorotoluene | Dibromochloromethane | 1,2-Dichloroethane | Diisopropyl ether | Ethylbenzene | Hexachloro-1,3-butadiene | Isopropylbenzene (Cumene) | Methylene Chloride | Methyl-tert-butyl ether | Naphthalene | n-Propylbenzene | Styrene | Tetrachloroethene | Toluene | Trichloroethene | Trichlorofluoromethane | 1,2,4-Trimethylbenzene | 1,3,5-Trimethylbenzene | Vinyl chloride | Xylene (Total) | m&p-Xylene | o-Xylene | C5 - C8 Aliphatics | C9 - C12 Aliphatics | C9 - C10 Aromatics | VPH (Total) |
| **NCAC 2L Standards** | | | | **15** | **1** | **NE** | **0.6** | **70** | **70** | **3000** | **70** | **3** | **100** | **0.4** | **0.4** | **70** | **600** | **0.4** | **70** | **5** | **20** | **6** | **70** | **70** | **0.7** | **600** | **3** | **2000** | **400** | **400** | **0.03** | **500** | **500** | **500** | **400** | **700** | **200** | **NE** |
| **IMAC Standards** | | | | -- | -- | -- | -- | -- | -- | -- | -- | -- | -- | -- | -- | -- | -- | -- | -- | -- | -- | -- | -- | -- | -- | -- | -- | -- | -- | -- | -- | -- | -- | -- | -- | -- | -- |
| 92494864 | MW-37_20200910 | MW-37 | 09/10/2020 | <5 | <0.5 | <0.5 | <0.5 | <0.5 | <0.5 | <1 | <0.5 | <1 | <0.5 | <0.5 | <0.5 | <0.5 | <0.5 | <2 | <0.5 | <2 | <0.5 | <2 | <0.5 | <0.5 | <0.5 | <0.5 | <0.5 | <0.5 | <1 | <0.5 | <0.5 | <1 | <1.5 | <1 | <0.5 | <100 | <100 | <100 | <100 |
| 92501616 | MW-37_20201021 | MW-37 | 10/21/2020 | <5 | <0.5 | <0.5 | <0.5 | <0.5 | <0.5 | <1 | <0.5 | <1 | <0.5 | <0.5 | <0.5 | <0.5 | <0.5 | <2 | <0.5 | <2 | <0.5 | <2 | <0.5 | <0.5 | <0.5 | <0.5 | <0.5 | <0.5 | <1 | <0.5 | <0.5 | <1 | <1.5 | <1 | <0.5 | <100 | <100 | <100 | <100 |
| 92508536 | MW-37_20201130 | MW-37 | 11/30/2020 | **9.0** | <0.5 | <0.5 | <0.5 | <0.5 | <0.5 | <1 | <0.5 | <1 | <0.5 | <0.5 | <0.5 | <0.5 | <0.5 | <2 | <0.5 | <2 | <0.5 | <2 | <0.5 | <0.5 | <0.5 | <0.5 | <0.5 | <0.5 | <1 | <0.5 | <0.5 | <1 | <1.5 | <1 | <0.5 | <100 | <100 | <100 | <100 |
| 92514598 | MW-37_20210104 | MW-37 | 01/04/2021 | **9.7** | <0.5 | <0.5 | <0.5 | <0.5 | <0.5 | <1 | <0.5 | <1 | <0.5 | <0.5 | <0.5 | <0.5 | <0.5 | <2 | <0.5 | <2 | <0.5 | <2 | <0.5 | <0.5 | <0.5 | <0.5 | <0.5 | <0.5 | <1 | <0.5 | <0.5 | <1 | <1.5 | <1 | <0.5 | <100 | <100 | <100 | <100 |
| 92495907 | MW-38_20200916 | MW-38 | 09/16/2020 | <5 | **3.4** | <0.5 | **0.74** | <0.5 | <0.5 | <1 | **4.3** | <1 | <0.5 | <0.5 | <0.5 | **2** | <0.5 | <2 | <0.5 | <2 | **0.78** | <2 | <0.5 | <0.5 | <0.5 | <0.5 | <0.5 | <0.5 | <1 | <0.5 | <0.5 | <1 | <1.5 | <1 | <0.5 | <100 | <100 | <100 | <100 |
| 92501960 | MW-38_20201023 | MW-38 | 10/23/2020 | <5 | **30.9** | <0.5 | <0.5 | <0.5 | <0.5 | <1 | <0.5 | <1 | <0.5 | <0.5 | <0.5 | **28.4** | **3.4** | <2 | <0.5 | <2 | **12.2** | <2 | <0.5 | <0.5 | <0.5 | **70.3** | <0.5 | <1 | <0.5 | <0.5 | <1 | **13.2** | **6.3** | **6.9** | **231** | <100 | <100 | **291** |
| 92509560 | MW-38_20201203 | MW-38 | 12/03/2020 | **22.4** | **125** | <0.5 | <0.5 | <0.5 | <0.5 | <1 | <0.5 | <1 | <0.5 | <0.5 | <0.5 | **50.4** | **14.1** | <2 | <0.5 | <2 | **19.0** | <2 | <0.5 | <0.5 | <0.5 | **152** | <0.5 | <1 | **3.9** | <0.5 | <1 | **76.5** | **45.7** | **30.8** | **681** | **153** | <100 | **885** |
| 92509560 | Dup-3-20201203 | MW-38 | 12/03/2020 | **24.6** | **134** | <0.5 | <0.5 | <0.5 | <0.5 | <1 | <0.5 | <1 | <0.5 | <0.5 | <0.5 | **51.8** | **14.6** | <2 | <0.5 | <2 | **19.3** | <2 | <0.5 | <0.5 | <0.5 | **162** | <0.5 | <1 | **4.2** | <0.5 | <1 | **84** | **50.1** | **33.9** | **761** | **162** | <100 | **969** |
| 92515544 | MW-38_20210107 | MW-38 | 01/07/2021 | **13.2** | **78.1** | <0.5 | <0.5 | <0.5 | <0.5 | <1 | <0.5 | <1 | <0.5 | <0.5 | <0.5 | **37.7** | **8.5** | <2 | <0.5 | <2 | **13.8** | <2 | <0.5 | <0.5 | <0.5 | **79.5** | <0.5 | <1 | **3.7** | <0.5 | <1 | **54.6** | **34** | **20.6** | **389** | **107** | <100 | **532** |
| 92521237 | MW-38_20210209 | MW-38 | 02/09/2021 | <5 | **121** | <0.5 | <0.5 | <0.5 | <0.5 | <1 | <0.5 | <1 | <0.5 | <0.5 | <0.5 | **59.7** | **4.9** | <2 | <0.5 | <2 | **22.2** | <2 | <0.5 | <0.5 | <0.5 | **39.1** | <0.5 | <1 | **5.1** | <0.5 | <1 | **79.8** | **47.8** | **32** | **443** | **135** | <100 | **622** |
| 92526977 | MW-38_20210310 | MW-38 | 03/10/2021 | <5 | **375** | <2 | <2 | <2 | <2 | <4 | <2 | <4 | <2 | <2 | <2 | **85.4** | **42.4** | <8 | <2 | <8 | **33.4** | **18.1** | <2 | <2 | <2 | **323** | <2 | <4 | **29.8** | <2 | <4 | **290** | **189** | **101** | **1,770** | **619** | <100 | **2,490** |
| 92526977 | DUP-1-20210310 | MW-38 | 03/10/2021 | <5 | **377** | <2 | <2 | <2 | <2 | <4 | <2 | <4 | <2 | <2 | <2 | **89.7** | **42.4** | <8 | <2 | <8 | **35.1** | <8 | <2 | <2 | <2 | **327** | <2 | <4 | **22.8** | <2 | <4 | **300** | **195** | **105** | **1,570** | **464** | <100 | **2,100** |
| 92530256 | MW-38_20210407 | MW-38 | 04/07/2021 | <5 | **644** | <2.5 | <2.5 | <2.5 | <2.5 | <5 | <2.5 | <5 | <2.5 | <2.5 | <2.5 | **136** | **68.1** | <10 | <2.5 | <10 | **50.2** | **11.8** | <2.5 | <2.5 | <2.5 | **473** | <2.5 | <5 | **46.9** | <2.5 | <5 | **453** | **299** | **154** | **5,570** | **1,400** | **126** | **6,966** |
| 92537489 | MW-38_20210506 | MW-38 | 05/06/2021 | <5 | **978** | <5 | <5 | <5 | <5 | <10 | <5 | <10 | <5 | <5 | <5 | **159** | **107** | <20 | <5 | <20 | **72.7** | **13.1J** | <5 | <5 | <5 | **743** | <5 | <10 | **53** | <5 | <10 | **713** | **463** | **250** | **8,950** | **2,100** | **198** | **11,000** |
| 92542375 | MW-38_20210603 | MW-38 | 06/03/2021 | <5 | **1,320** | <5 | <5 | <5 | <5 | <10 | <5 | <10 | <5 | <5 | <5 | **230** | **147** | <20 | **4.4J** | <20 | **87.8** | **16.5J** | <5 | <5 | <5 | **727** | <5 | <10 | **75** | <5 | <10 | **935** | **615** | **320** | **11,100** | **2,600** | **236** | **13,700** |
| 92548168 | MW-38_20210707 | MW-38 | 07/07/2021 | <5 | **1,630** | <5 | <5 | <5 | <5 | <10 | <5 | <10 | <5 | <5 | <5 | **264** | **205** | <20 | **5.7J** | <20 | **109** | **23.8** | **12.3** | <5 | <5 | **780** | <5 | <10 | **99.9** | **26** | <10 | **1,225** | **805** | **420** | **13,400** | **2,840** | **321** | **16,660** |
| 92548168 | DUP-1-20210707 | MW-38 | 07/07/2021 | <5 | **1,630** | <6.2 | <6.2 | <6.2 | <6.2 | <12.5 | <6.2 | <12.5 | <6.2 | <6.2 | <6.2 | **271** | **209** | <25 | **5.7J** | <25 | **113** | **25.1** | **12.8** | <6.2 | <6.2 | **795** | <6.2 | <12.5 | **106** | **27.6** | <12.5 | **1,256** | **829** | **427** | **14,700** | **3,070** | **356** | **18,100** |
| 92553563 | MW-38_20210804 | MW-38 | 08/04/2021 | **31.2** | **1,920** | <5 | <5 | <5 | <5 | <10 | <5 | <10 | <5 | <5 | <5 | **302** | **150** | <20 | **3.9J** | <20 | **134** | **18.1J** | **7** | <5 | <5 | **494** | <5 | <10 | **51.8** | **13.8** | <10 | **892** | **557** | **335** | **15,200** | **2,530** | **243** | **17,900** |
| 92559360 | MW-38_20210902 | MW-38 | 09/02/2021 | **4.7J** | **2,270** | <6.2 | <6.2 | <6.2 | <6.2 | <12.5 | <6.2 | <12.5 | <6.2 | <6.2 | <6.2 | **324** | **307** | <25 | **9.0** | <25 | **115** | **64.6** | <6.2 | <6.2 | <6.2 | **822** | <6.2 | <12.5 | **163** | <6.2 | <12.5 | **1,948** | **1,290** | **658** | **15,600** | **3,890** | **395** | **19,900** |
| 92495906 | MW-39_20200916 | MW-39 | 09/16/2020 | <5 | **966** | <5 | <5 | <5 | <5 | <10 | **13.9** | <10 | <5 | <5 | <5 | **83.3** | **124** | <20 | <5 | <20 | **10.8** | <20 | <5 | <5 | <5 | **1,980** | <5 | <10 | **61.1** | <5 | <10 | **616** | **407** | **209** | **4,280** | **732** | **177** | **5,190** |
| 92495100 | MW-40_20200911 | MW-40 | 09/11/2020 | <5 | <0.5 | <0.5 | <0.5 | <0.5 | <0.5 | <1 | <0.5 | <1 | <0.5 | <0.5 | <0.5 | **3.2** | <0.5 | <2 | <0.5 | <2 | **1.3** | <2 | <0.5 | <0.5 | <0.5 | <0.5 | <0.5 | <0.5 | <1 | <0.5 | <0.5 | <1 | <1.5 | <1 | <0.5 | <100 | <100 | <100 | <100 |
| 92501343 | MW-40_20201020 | MW-40 | 10/20/2020 | **9.1** | <0.5 | <0.5 | <0.5 | <0.5 | <0.5 | <1 | <0.5 | <1 | <0.5 | <0.5 | <0.5 | <0.5 | <0.5 | <2 | <0.5 | <2 | <0.5 | <2 | <0.5 | <0.5 | <0.5 | <0.5 | <0.5 | <0.5 | <1 | <0.5 | <0.5 | <1 | <1.5 | <1 | <0.5 | <100 | <100 | <100 | <100 |
| 92508884 | MW-40_20201201 | MW-40 | 12/01/2020 | **47.9** | **416** | <2.5 | <2.5 | <2.5 | <2.5 | <5 | <2.5 | <5 | <2.5 | <2.5 | <2.5 | **27.7** | **37.7** | <10 | <2.5 | <10 | **3.2** | <10 | <2.5 | <2.5 | <2.5 | **829** | <2.5 | <5 | **71.1** | <2.5 | <5 | **617** | **404** | **213** | **2,770** | **1,070** | **323** | **4,070** |
| 92515075 | MW-40_20210106 | MW-40 | 01/06/2021 | **32.4** | **1,870** | <12.5 | <12.5 | <12.5 | <12.5 | <25 | <12.5 | <25 | <12.5 | <12.5 | <12.5 | **146** | **252** | <50 | <12.5 | <50 | **20** | **78.4** | <12.5 | <12.5 | <12.5 | **4,460** | <12.5 | <25 | **355** | <12.5 | <25 | **1,942** | **1,280** | **662** | **12,100** | **6,890** | **1,430** | **20,400** |
| 92495103 | MW-41_20200911 | MW-41 | 09/11/2020 | <10 | <0.5 | <0.5 | <0.5 | <0.5 | <0.5 | <1 | <0.5 | <1 | <0.5 | <0.5 | <0.5 | **0.72** | <0.5 | <2 | <0.5 | <2 | <0.5 | <2 | <0.5 | <0.5 | <0.5 | <0.5 | <0.5 | <0.5 | <1 | <0.5 | <0.5 | <1 | <1.5 | <1 | <0.5 | <100 | <100 | <100 | <100 |
| 92501960 | MW-41_20201023 | MW-41 | 10/23/2020 | **18.2** | <0.5 | <0.5 | <0.5 | <0.5 | <0.5 | <1 | <0.5 | <1 | <0.5 | <0.5 | <0.5 | **2.3** | <0.5 | <2 | <0.5 | <2 | <0.5 | <2 | <0.5 | <0.5 | <0.5 | <0.5 | <0.5 | <0.5 | <1 | <0.5 | <0.5 | <1 | <1.5 | <1 | <0.5 | <100 | <100 | <100 | <100 |
| 92509560 | MW-41_20201203 | MW-41 | 12/03/2020 | **13.6** | **5.3** | <0.5 | <0.5 | <0.5 | <0.5 | <1 | <0.5 | <1 | <0.5 | <0.5 | <0.5 | **1.6** | **0.68** | <2 | <0.5 | <2 | <0.5 | <2 | <0.5 | <0.5 | <0.5 | **8.5** | <0.5 | <1 | <0.5 | <0.5 | <1 | **4.7** | **3.0** | **1.7** | <100 | <100 | <100 | <100 |
| 92514898 | MW-41_20210105 | MW-41 | 01/05/2021 | **70.9** | <0.5 | <0.5 | <0.5 | <0.5 | <0.5 | <1 | <0.5 | <1 | <0.5 | <0.5 | <0.5 | <0.5 | <0.5 | <2 | <0.5 | <2 | <0.5 | <2 | <0.5 | <0.5 | <0.5 | <0.5 | <0.5 | <0.5 | <1 | <0.5 | <0.5 | <1 | <1.5 | <1 | <0.5 | <100 | <100 | <100 | <100 |
| 92521555 | MW-41_20210210 | MW-41 | 02/10/2021 | <5 | **16.1** | <0.5 | <0.5 | <0.5 | <0.5 | <1 | <0.5 | <1 | <0.5 | <0.5 | <0.5 | **5.4** | <0.5 | <2 | <0.5 | <2 | **1.4** | <2 | <0.5 | <0.5 | <0.5 | **0.81** | <0.5 | <1 | **1** | <0.5 | <1 | **11.7** | **7.2** | **4.5** | **119** | <100 | <100 | **175** |
| 92527327 | MW-41_20210311 | MW-41 | 03/11/2021 | <5 | **64.3** | <0.5 | <0.5 | <0.5 | <0.5 | <1 | <0.5 | <1 | <0.5 | <0.5 | <0.5 | **12.6** | <0.5 | <2 | <0.5 | <2 | **3.1** | <2 | <0.5 | <0.5 | <0.5 | **4.4** | <0.5 | <1 | **3.1** | <0.5 | <1 | **32.8** | **16.1** | **16.7** | **343** | **66.3** | <50 | **62.7** |
| 92532417 | MW-41_20210408 | MW-41 | 04/08/2021 | <5 | **7.2** | <0.5 | <0.5 | <0.5 | <0.5 | <1 | <0.5 | <1 | <0.5 | <0.5 | <0.5 | **3.4** | <0.5 | <2 | <0.5 | <2 | **0.76** | <2 | <0.5 | <0.5 | <0.5 | <0.5 | <0.5 | <0.5 | <1 | <0.5 | <0.5 | <1 | **2.5** | **1.1** | **1.4** | <50 | <50 | <50 | <50 |
| 92537784 | MW-41_20210507 | MW-41 | 05/07/2021 | **4.6J** | **0.87** | <0.5 | <0.5 | <0.5 | <0.5 | <1 | <0.5 | <1 | <0.5 | <0.5 | <0.5 | **0.71** | <0.5 | <2 | <0.5 | <2 | <0.5 | **0.81J** | <0.5 | <0.5 | <0.5 | <0.5 | <0.5 | <0.5 | <1 | <0.5 | <0.5 | <1 | **0.44J** | <1 | **0.44J** | <50 | <50 | <50 | <50 |
| 92542611 | MW-41_20210604 | MW-41 | 06/04/2021 | <5 | <0.5 | <0.5 | <0.5 | <0.5 | <0.5 | <1 | <0.5 | <1 | <0.5 | <0.5 | <0.5 | <0.5 | <0.5 | <2 | <0.5 | <2 | <0.5 | <2 | <0.5 | <0.5 | <0.5 | <0.5 | <0.5 | <0.5 | <1 | <0.5 | <0.5 | <1 | <1.5 | <1 | <0.5 | <50 | <50 | <50 | <50 |
| 92548527 | MW-41_20210708 | MW-41 | 07/08/2021 | **5.1** | <0.5 | <0.5 | <0.5 | <0.5 | <0.5 | <1 | <0.5 | <1 | <0.5 | <0.5 | <0.5 | <0.5 | <0.5 | <2 | <0.5 | <2 | <0.5 | <2 | <0.5 | <0.5 | <0.5 | <0.5 | <0.5 | <0.5 | <1 | <0.5 | <0.5 | <1 | <1.5 | <1 | <0.5 | <50 | <50 | <50 | <50 |
| 92553563 | MW-41_20210804 | MW-41 | 08/04/2021 | <5 | **1.5** | <0.5 | <0.5 | <0.5 | <0.5 | <1 | <0.5 | <1 | <0.5 | <0.5 | <0.5 | **0.32J** | <0.5 | <2 | <0.5 | <2 | <0.5 | <2 | <0.5 | <0.5 | <0.5 | <0.5 | <0.5 | <0.5 | <1 | <0.5 | <0.5 | <1 | **0.45J** | <1 | **0.45J** | <50 | <50 | <50 | <50 |
| 92559360 | MW-41_20210902 | MW-41 | 09/02/2021 | <5 | **15.5** | <0.5 | <0.5 | <0.5 | <0.5 | <1 | <0.5 | <1 | <0.5 | <0.5 | <0.5 | **3.8J** | <0.5 | <2 | <0.5 | <2 | <0.5 | <2 | <0.5 | <0.5 | <0.5 | **9.0** | <0.5 | <1 | <0.5 | <0.5 | <1 | **9.8** | **4.5** | **5.3J** | **108** | <50 | <50 | **123** |
| 92564336 | MW-41_20210929 | MW-41 | 09/29/2021 | <5 | **6.2** | <0.5 | <0.5 | <0.5 | <0.5 | <0.5 | <0.5 | <0.6 | <0.5 | <0.5 | <0.5 | **1.0** | **0.73** | <0.6 | <0.5 | <5 | <0.5 | <0.5 | <0.5 | <0.5 | <0.5 | **9.5** | <0.5 | <0.5 | <0.5 | <0.5 | <0.5 | **3.4** | **1.9** | **1.5** | <100 | <100 | <100 | NA |
| 92570483 | MW-41_20211103 | MW-41 | 11/03/2021 | **5.4** | **94.5** | <0.5 | <0.5 | <0.5 | <0.5 | <1 | <0.5 | <1 | <0.5 | <0.5 | <0.5 | **21.4** | **1.1** | <2 | <0.5 | <2 | **2.8** | **1.6J** | <0.5 | <0.5 | <0.5 | **57.3** | <0.5 | <1 | **6.3** | <0.5 | <1 | **86** | **46.2** | **39.8** | **876** | **182** | <50 | **1,070** |
| 92575654 | MW-41_20211202 | MW-41 | 12/02/2021 | <5 | **14.4** | <0.5 | <0.5 | <0.5 | <0.5 | <1 | <0.5 | <1 | <0.5 | <0.5 | <0.5 | **9.3** | <0.5 | <2 | <0.5 | <2 | **0.82** | <2 | <0.5 | <0.5 | <0.5 | **6.3** | <0.5 | <1 | **0.93** | **0.38J** | <1 | **20** | **8.4** | **11.6** | **140** | <50 | <50 | **180** |
| 92583376 | MW-41_20220106 | MW-41 | 01/06/2022 | **0.21J** | **174** | <0.5 | <0.5 | <0.5 | <0.5 | <1 | <0.5 | <1 | <0.5 | <0.5 | <0.5 | **15.9** | **5.5** | <2 | **0.69** | <2 | <0.5 | **4.9** | **0.86** | <0.5 | <0.5 | **147** | <0.5 | <1 | **13.6** | **4.7** | <1 | **188.2** | **86.2** | **102** | **1,790** | **320** | <50 | **2,150** |
| 92495626 | MW-42_20200915 | MW-42 | 09/15/2020 | <5 | **1.3** | <0.5 | **1.9** | <0.5 | <0.5 | <1 | **23.8** | <1 | <0.5 | <0.5 | <0.5 | <0.5 | **2.4** | <2 | <0.5 | <2 | <0.5 | <2 | <0.5 | <0.5 | <0.5 | **10.8** | <0.5 | <1 | **5.3** | **1.4** | <1 | **19.5** | **13.3** | **6.2** | <100 | <100 | <100 | **150** |
| 92500606 | MW-42_20201007 | MW-42 | 09/13/2020 | <5 | **0.78** | <0.5 | **0.7** | <0.5 | <0.5 | <1 | **23.9** | <1 | <0.5 | <0.5 | <0.5 | <0.5 | **0.75** | <2 | <0.5 | <2 | <0.5 | <2 | <0.5 | <0.5 | <0.5 | **1.8** | <0.5 | <1 | **1.3** | <0.5 | <1 | **8.5** | **4.9** | **3.6** | <100 | <100 | <100 | <100 |
| 92501344 | MW-42_20201020 | MW-42 | 10/20/2020 | <5 | <0.5 | <0.5 | <0.5 | <0.5 | <0.5 | <1 | **15.5** | <1 | <0.5 | <0.5 | <0.5 | <0.5 | <0.5 | <2 | <0.5 | <2 | <0.5 | <2 | <0.5 | <0.5 | <0.5 | <0.5 | <0.5 | <0.5 | <1 | <0.5 | <0.5 | <1 | <1.5 | <1 | <0.5 | <100 | <100 | <100 | <100 |
| 92509255 | MW-42_20201202 | MW-42 | 12/02/2020 | <5 | <0.5 | <0.5 | <0.5 | <0.5 | <0.5 | <1 | **10.6** | <1 | <0.5 | <0.5 | <0.5 | <0.5 | <0.5 | <2 | <0.5 | <2 | <0.5 | <2 | <0.5 | <0.5 | <0.5 | <0.5 | <0.5 | <0.5 | <1 | <0.5 | <0.5 | <1 | <1.5 | <1 | <0.5 | <100 | <100 | <100 | <100 |
| 92515387 | MW-42_20210107 | MW-42 | 01/07/2021 | <5 | <0.5 | <0.5 | <0.5 | <0.5 | <0.5 | <1 | **6.8** | <1 | <0.5 | <0.5 | <0.5 | <0.5 | <0.5 | <2 | <0.5 | <2 | <0.5 | <2 | <0.5 | <0.5 | <0.5 | <0.5 | <0.5 | <0.5 | <1 | <0.5 | <0.5 | <1 | <1.5 | <1 | <0.5 | <100 | <100 | <100 | <100 |
| 92522125 | MW-42_20210212 | MW-42 | 02/12/2021 | <5 | <0.5 | <0.5 | <0.5 | <0.5 | <0.5 | <1 | **5.3** | <1 | <0.5 | <0.5 | <0.5 | <0.5 | **1.6** | <2 | <0.5 | <2 | <0.5 | **4.4** | <0.5 | <0.5 | <0.5 | **3.3** | <0.5 | <1 | **14.8** | **3.9** | <1 | **10.9** | **7.3** | **3.6** | <100 | <100 | **123** | **252** |
| 92526617 | MW-42_20210309 | MW-42 | 03/09/2021 | **5.0** | <0.5 | <0.5 | <0.5 | <0.5 | <0.5 | <1 | **6** | <1 | <0.5 | <0.5 | <0.5 | <0.5 | <0.5 | <2 | <0.5 | <2 | <0.5 | <2 | <0.5 | <0.5 | <0.5 | <0.5 | <0.5 | <0.5 | <1 | <0.5 | <0.5 | <1 | <1.5 | <1 | <0.5 | <100 | <100 | <100 | <100 |
| 92531227 | MW-42_20210405 | MW-42 | 04/05/2021 | <5 | <0.5 | <0.5 | <0.5 | <0.5 | <0.5 | <1 | **4** | <1 | <0.5 | <0.5 | <0.5 | <0.5 | <0.5 | <2 | <0.5 | <2 | <0.5 | <2 | <0.5 | <0.5 | <0.5 | <0.5 | <0.5 | <0.5 | <1 | <0.5 | <0.5 | <1 | <1.5 | <1 | <0.5 | <50 | <50 | <50 | <50 |

**Table 5A**
**Summary of Monitoring Well Sampling Results**

Colonial Pipeline Company
2020-L1-SR2448
Huntersville, North Carolina

| Lab Report Number | Sample ID | Well ID | Sample Date | Metals (µg/L) | VOCs (µg/L) | | | | | | | | | | | | | | | | | | | | | | | | | | | | | | MADEP VPH (µg/L) | | | |
|---|---|---|---|---|---|---|---|---|---|---|---|---|---|---|---|---|---|---|---|---|---|---|---|---|---|---|---|---|---|---|---|---|---|---|---|---|---|---|
| | | | | Lead | Benzene | Bromochloromethane | Bromodichloromethane | n-Butylbenzene | sec-Butylbenzene | Chloroethane | Chloroform | Chloromethane | 2-Chlorotoluene | Dibromochloromethane | 1,2-Dichloroethane | Diisopropyl ether | Ethylbenzene | Hexachloro-1,3-butadiene | Isopropylbenzene (Cumene) | Methylene Chloride | Methyl-tert-butyl ether | Naphthalene | n-Propylbenzene | Styrene | Tetrachloroethene | Toluene | Trichloroethene | Trichlorofluoromethane | 1,2,4-Trimethylbenzene | 1,3,5-Trimethylbenzene | Vinyl chloride | Xylene (Total) | m&p-Xylene | o-Xylene | C5 - C8 Aliphatics | C9 - C12 Aliphatics | C9 - C10 Aromatics | VPH (Total) |
| **NCAC 2L Standards** | | | | **15** | **1** | **NE** | **0.6** | **70** | **70** | **3000** | **70** | **3** | **100** | **0.4** | **0.4** | **70** | **600** | **0.4** | **70** | **5** | **20** | **6** | **70** | **70** | **0.7** | **600** | **3** | **2000** | **400** | **400** | **0.03** | **500** | **500** | **500** | **400** | **700** | **200** | **NE** |
| **IMAC Standards** | | | | -- | -- | -- | -- | -- | -- | -- | -- | -- | -- | -- | -- | -- | -- | -- | -- | -- | -- | -- | -- | -- | -- | -- | -- | -- | -- | -- | -- | -- | -- | -- | -- | -- | -- |
| 92536429 | MW-42_20210503 | MW-42 | 05/03/2021 | <5 | <0.5 | <0.5 | <0.5 | <0.5 | <0.5 | <1 | **3.7** | <1 | <0.5 | <0.5 | <0.5 | <0.5 | <0.5 | <2 | <0.5 | <2 | <0.5 | **0.88J** | <0.5 | <0.5 | <0.5 | <0.5 | <0.5 | <1 | <0.5 | <0.5 | <1 | **1.13J** | **0.74J** | **0.39J** | <50 | <50 | <50 | <50 |
| 92541705 | MW-42_20210601 | MW-42 | 06/01/2021 | <5 | <0.5 | <0.5 | <0.5 | <0.5 | <0.5 | <1 | **3** | <1 | <0.5 | <0.5 | <0.5 | <0.5 | <0.5 | <2 | <0.5 | <2 | <0.5 | <2 | <0.5 | <0.5 | <0.5 | <0.5 | <0.5 | <1 | <0.5 | <0.5 | <1 | <1.5 | <1 | <0.5 | <50 | <50 | <50 | <50 |
| 92547901 | MW-42_20210706 | MW-42 | 07/06/2021 | **5.3** | <0.5 | <0.5 | <0.5 | <0.5 | <0.5 | <1 | <0.5 | <1 | <0.5 | <0.5 | <0.5 | <0.5 | <0.5 | <2 | <0.5 | <2 | <0.5 | <2 | <0.5 | <0.5 | <0.5 | <0.5 | <0.5 | <1 | <0.5 | <0.5 | <1 | <1.5 | <1 | <0.5 | <50 | <50 | <50 | <50 |
| 92552929 | MW-42_20210802 | MW-42 | 08/02/2021 | <5 | <0.5 | <0.5 | <0.5 | <0.5 | <0.5 | <1 | **1.6** | <1 | <0.5 | <0.5 | <0.5 | <0.5 | <0.5 | <2 | <0.5 | <2 | <0.5 | <2 | <0.5 | <0.5 | <0.5 | <0.5 | <0.5 | <1 | <0.5 | <0.5 | <1 | <1.5 | <1 | <0.5 | <50 | <50 | <50 | <50 |
| 92558450 | MW-42_20210830 | MW-42 | 08/30/2021 | <5 | <0.5 | <0.5 | <0.5 | <0.5 | <0.5 | <1 | **1.7** | <1 | <0.5 | <0.5 | <0.5 | <0.5 | <0.5 | <2 | <0.5 | <2 | <0.5 | <2 | <0.5 | <0.5 | <0.5 | <0.5 | <0.5 | <1 | <0.5 | <0.5 | <1 | <1 | <1 | <0.5 | <50 | <50 | <50 | <50 |
| 92564679 | MW-42_20211004 | MW-42 | 10/04/2021 | <5 | <0.5 | <0.5 | <0.5 | <0.5 | <0.5 | <0.5 | **0.84** | <0.6 | <0.5 | <0.5 | <0.5 | <0.5 | <0.5 | <0.6 | <0.5 | <5 | <0.5 | <0.5 | <0.5 | <0.5 | <0.5 | <0.5 | <0.5 | <0.5 | <0.5 | <0.5 | <1.5 | <1 | <0.5 | <100 | <100 | <100 | NA |
| 92569880 | MW-42_20211101 | MW-42 | 11/01/2021 | <5 | <0.5 | <0.5 | <0.5 | <0.5 | <0.5 | <1 | **0.85** | <1 | <0.5 | <0.5 | <0.5 | <0.5 | <0.5 | <2 | <0.5 | <2 | <0.5 | <2 | <0.5 | <0.5 | <0.5 | <0.5 | <0.5 | <1 | <0.5 | <0.5 | <1 | <1.5 | <1 | <0.5 | <50 | <50 | <50 | <50 |
| 92574894 | MW-42_20211130 | MW-42 | 11/30/2021 | <5 | <0.5 | <0.5 | <0.5 | <0.5 | <0.5 | <1 | **0.69** | <1 | <0.5 | <0.5 | <0.5 | <0.5 | <0.5 | <2 | <0.5 | <2 | <0.5 | <2 | <0.5 | <0.5 | <0.5 | <0.5 | <0.5 | <1 | <0.5 | <0.5 | <1 | <1.5 | <1 | <0.5 | <50 | <50 | <50 | <50 |
| 92580646<br>92580647 | MW-42_20220103 | MW-42 | 01/03/2022 | <5 | <0.5 | <0.5 | <0.5 | <0.5 | <0.5 | <1 | **0.46J** | <1 | <0.5 | <0.5 | <0.5 | <0.5 | <0.5 | <2 | <0.5 | <2 | <0.5 | <2 | <0.5 | <0.5 | <0.5 | <0.5 | <0.5 | <1 | <0.5 | <0.5 | <1 | <1.5 | <1 | <0.5 | <50 | <50 | <50 | <50 |
| 92495907 | MW-43_20200916 | MW-43 | 09/16/2020 | <5 | <0.5 | <0.5 | **1.8** | <0.5 | <0.5 | <1 | **12.1** | <1 | <0.5 | <0.5 | <0.5 | <0.5 | <0.5 | <2 | <0.5 | <2 | <0.5 | <2 | <0.5 | <0.5 | <0.5 | **1.4** | <0.5 | <1 | **0.58** | <0.5 | <1 | **2.33** | **1.5** | **0.83** | <100 | <100 | <100 | <100 |
| 92501960 | MW-43_20201023 | MW-43 | 10/23/2020 | <5 | <0.5 | <0.5 | **0.51** | <0.5 | <0.5 | <1 | **5.8** | <1 | <0.5 | <0.5 | <0.5 | <0.5 | <0.5 | <2 | <0.5 | <2 | <0.5 | <2 | <0.5 | <0.5 | <0.5 | <0.5 | <0.5 | <1 | <0.5 | <0.5 | <1 | <1.5 | <1 | <0.5 | <100 | <100 | <100 | <100 |
| 92509250 | MW-43_20201202 | MW-43 | 12/02/2020 | <5 | <0.5 | <0.5 | <0.5 | <0.5 | <0.5 | <1 | **2.1** | <1 | <0.5 | <0.5 | <0.5 | <0.5 | <0.5 | <2 | <0.5 | <2 | <0.5 | <2 | <0.5 | <0.5 | <0.5 | <0.5 | <0.5 | <1 | <0.5 | <0.5 | <1 | <1.5 | <1 | <0.5 | <100 | <100 | <100 | <100 |
| 92514898 | MW-43_20210105 | MW-43 | 01/05/2021 | <5 | <0.5 | <0.5 | <0.5 | <0.5 | <0.5 | <1 | **1.2** | <1 | <0.5 | <0.5 | <0.5 | <0.5 | <0.5 | <2 | <0.5 | <2 | <0.5 | <2 | <0.5 | <0.5 | <0.5 | <0.5 | <0.5 | <1 | <0.5 | <0.5 | <1 | <1.5 | <1 | <0.5 | <100 | <100 | <100 | <100 |
| 92521237 | MW-43_20210209 | MW-43 | 02/09/2021 | <5 | <0.5 | <0.5 | <0.5 | <0.5 | <0.5 | <1 | **0.59** | <1 | <0.5 | <0.5 | <0.5 | <0.5 | <0.5 | <2 | <0.5 | <2 | <0.5 | <2 | <0.5 | <0.5 | <0.5 | <0.5 | <0.5 | <1 | <0.5 | <0.5 | <1 | <1.5 | <1 | <0.5 | <100 | <100 | <100 | <100 |
| 92527475 | MW-43_20210312 | MW-43 | 03/12/2021 | <5 | <0.5 | <0.5 | <0.5 | <0.5 | <0.5 | <1 | <0.5 | <1 | <0.5 | <0.5 | <0.5 | <0.5 | <0.5 | <2 | <0.5 | <2 | <0.5 | <2 | <0.5 | <0.5 | <0.5 | <0.5 | <0.5 | <1 | <0.5 | <0.5 | <1 | <1.5 | <1 | <0.5 | <50 | <50 | <50 | <50 |
| 92532417 | MW-43_20210408 | MW-43 | 04/08/2021 | <5 | <0.5 | <0.5 | <0.5 | <0.5 | <0.5 | <1 | <0.5 | <1 | <0.5 | <0.5 | <0.5 | <0.5 | <0.5 | <2 | <0.5 | <2 | <0.5 | <2 | <0.5 | <0.5 | <0.5 | <0.5 | <0.5 | <1 | <0.5 | <0.5 | <1 | <1.5 | <1 | <0.5 | <50 | <50 | <50 | <50 |
| 92537784 | MW-43_20210507 | MW-43 | 05/07/2021 | **7.7** | <0.5 | <0.5 | <0.5 | <0.5 | <0.5 | <1 | <0.5 | <1 | <0.5 | <0.5 | <0.5 | <0.5 | <0.5 | <2 | <0.5 | <2 | <0.5 | <2 | <0.5 | <0.5 | <0.5 | <0.5 | <0.5 | **0.55J** | <0.5 | <0.5 | <1 | <1.5 | <1 | <0.5 | <50 | <50 | <50 | <50 |
| 92542375 | MW-43_20210603 | MW-43 | 06/03/2021 | <5 | <0.5 | <0.5 | <0.5 | <0.5 | <0.5 | <1 | <0.5 | <1 | <0.5 | <0.5 | <0.5 | <0.5 | <0.5 | <2 | <0.5 | <2 | <0.5 | <2 | <0.5 | <0.5 | <0.5 | <0.5 | <0.5 | **0.48J** | <0.5 | <0.5 | <1 | <1.5 | <1 | <0.5 | <50 | <50 | <50 | <50 |
| 92548527 | MW-43_20210708 | MW-43 | 07/08/2021 | <5 | <0.5 | <0.5 | <0.5 | <0.5 | <0.5 | <1 | <0.5 | <1 | <0.5 | <0.5 | <0.5 | <0.5 | <0.5 | <2 | <0.5 | <2 | <0.5 | <2 | <0.5 | <0.5 | <0.5 | <0.5 | <0.5 | **0.46J** | <0.5 | <0.5 | <1 | <1.5 | <1 | <0.5 | <50 | <50 | <50 | <50 |
| 92554137 | MW-43_20210805 | MW-43 | 08/05/2021 | <5 | <0.5 | <0.5 | <0.5 | <0.5 | <0.5 | <1 | <0.5 | <1 | <0.5 | <0.5 | <0.5 | <0.5 | <0.5 | <2 | <0.5 | <2 | <0.5 | <2 | <0.5 | <0.5 | <0.5 | <0.5 | <0.5 | **0.58J** | <0.5 | <0.5 | <1 | <1.5 | <1 | <0.5 | <50 | <50 | <50 | <50 |
| 92559360 | MW-43_20210902 | MW-43 | 09/02/2021 | <5 | <0.5 | <0.5 | <0.5 | <0.5 | <0.5 | <1 | <0.5 | <1 | <0.5 | <0.5 | <0.5 | <0.5 | <0.5 | <2 | <0.5 | <2 | <0.5 | <2 | <0.5 | <0.5 | <0.5 | <0.5 | <0.5 | **0.77J** | <0.5 | <0.5 | <1 | <1.5 | <1 | <0.5 | <50 | <50 | <50 | <50 |
| 92564336 | MW-43_20210929 | MW-43 | 09/29/2021 | <5.0 | <0.5 | <0.5 | <0.5 | <0.5 | <0.5 | <0.5 | <0.5 | <0.6 | <0.5 | <0.5 | <0.5 | <0.5 | <0.5 | <0.6 | <0.5 | <5 | <0.5 | <0.5 | <0.5 | <0.5 | <0.5 | <0.5 | **0.24J** | **0.63** | <0.5 | <0.5 | <0.5 | <1.5 | <1 | <0.5 | <100 | <100 | <100 | NA |
| 92570483 | MW-43_20211103 | MW-43 | 11/03/2021 | <5 | <0.5 | <0.5 | <0.5 | <0.5 | <0.5 | <1 | <0.5 | <1 | <0.5 | <0.5 | <0.5 | <0.5 | <0.5 | <2 | <0.5 | <2 | <0.5 | <2 | <0.5 | <0.5 | <0.5 | <0.5 | <0.5 | **0.47J** | <0.5 | <0.5 | <1 | <1.5 | <1 | <0.5 | <50 | <50 | <50 | <50 |
| 92575654 | MW-43_20211202 | MW-43 | 12/02/2021 | <5 | <0.5 | <0.5 | <0.5 | <0.5 | <0.5 | <1 | <0.5 | <1 | <0.5 | <0.5 | <0.5 | <0.5 | <0.5 | <2 | <0.5 | <2 | <0.5 | <2 | <0.5 | <0.5 | <0.5 | <0.5 | <0.5 | **0.64J** | <0.5 | <0.5 | <1 | <1.5 | <1 | <0.5 | <50 | <50 | <50 | <50 |
| 92583209 | MW-43_20220105 | MW-43 | 01/05/2022 | <5 | <0.5 | <0.5 | <0.5 | <0.5 | <0.5 | <1 | <0.5 | <1 | <0.5 | <0.5 | <0.5 | <0.5 | <0.5 | <2 | <0.5 | <2 | <0.5 | <2 | <0.5 | <0.5 | <0.5 | <0.5 | <0.5 | <1 | <0.5 | <0.5 | <1 | <1.5 | <1 | <0.5 | <50 | <50 | <50 | <50 |
| 92495627 | MW-44_20200915 | MW-44 | 09/15/2020 | **34.6** | **11.2** | <0.5 | <0.5 | <0.5 | <0.5 | <1 | **18.5** | <1 | <0.5 | <0.5 | <0.5 | <0.5 | **8.4** | <2 | <0.5 | <2 | <0.5 | **2.1** | **0.78** | <0.5 | <0.5 | **77.1** | <0.5 | <1 | **4.3** | **0.58** | <1 | **35** | **21.3** | **13.7** | **155** | <100 | <100 | **252** |
| 92501345 | MW-44_20201020 | MW-44 | 10/20/2020 | <5 | **0.6** | <0.5 | <0.5 | <0.5 | <0.5 | <1 | **1.2** | <1 | <0.5 | <0.5 | <0.5 | <0.5 | **0.53** | <2 | <0.5 | <2 | <0.5 | <2 | <0.5 | <0.5 | <0.5 | **3** | <0.5 | <1 | **0.77** | <0.5 | <1 | **4.1** | **2.7** | **1.4** | <100 | <100 | <100 | <100 |
| 92508886 | MW-44_20201201 | MW-44 | 12/02/2020 | **8.9** | <0.5 | <0.5 | <0.5 | <0.5 | <0.5 | <1 | <0.5 | <1 | <0.5 | <0.5 | <0.5 | <0.5 | <0.5 | <2 | <0.5 | <2 | <0.5 | <2 | <0.5 | <0.5 | <0.5 | **1.4** | <0.5 | <1 | **0.55** | <0.5 | <1 | **1.86** | **1.3** | **0.56** | <100 | <100 | <100 | <100 |
| 92514892 | MW-44_20210105 | MW-44 | 01/05/2021 | **54.4** | <0.5 | <0.5 | <0.5 | <0.5 | <0.5 | <1 | <0.5 | <1 | <0.5 | <0.5 | <0.5 | <0.5 | <0.5 | <2 | <0.5 | <2 | <0.5 | <2 | <0.5 | <0.5 | <0.5 | <0.5 | <0.5 | <1 | <0.5 | <0.5 | <1 | <1.5 | <1 | <0.5 | <100 | <100 | <100 | <100 |
| 92522126 | MW-44_20210212 | MW-44 | 02/12/2021 | **7.2** | <0.5 | <0.5 | <0.5 | <0.5 | <0.5 | <1 | <0.5 | <1 | <0.5 | <0.5 | <0.5 | <0.5 | <0.5 | <2 | <0.5 | <2 | <0.5 | <2 | <0.5 | <0.5 | <0.5 | <0.5 | <0.5 | <1 | <0.5 | <0.5 | <1 | <1.5 | <1 | <0.5 | <100 | <100 | <100 | <100 |
| 92527474 | MW-44_20210312 | MW-44 | 03/12/2021 | <5 | <0.5 | <0.5 | <0.5 | <0.5 | <0.5 | <1 | <0.5 | <1 | <0.5 | <0.5 | <0.5 | <0.5 | <0.5 | <2 | <0.5 | <2 | <0.5 | <2 | <0.5 | <0.5 | <0.5 | <0.5 | <0.5 | <1 | <0.5 | <0.5 | <1 | <1.5 | <1 | <0.5 | <50 | <50 | <50 | <50 |
| 92531580 | MW-44_20210406 | MW-44 | 04/06/2021 | <5 | <0.5 | <0.5 | <0.5 | <0.5 | <0.5 | <1 | <0.5 | <1 | <0.5 | <0.5 | <0.5 | <0.5 | <0.5 | <2 | <0.5 | <2 | <0.5 | <2 | <0.5 | <0.5 | <0.5 | <0.5 | <0.5 | <1 | <0.5 | <0.5 | <1 | <1.5 | <1 | <0.5 | <50 | <50 | <50 | <50 |
| 92536726 | MW-44_20210504 | MW-44 | 05/04/2021 | **18** | **2** | <0.5 | <0.5 | <0.5 | <0.5 | <1 | <0.5 | <1 | <0.5 | <0.5 | <0.5 | <0.5 | <0.5 | <2 | <0.5 | <2 | <0.5 | <2 | <0.5 | <0.5 | <0.5 | **3.1** | <0.5 | <1 | <0.5 | <0.5 | <1 | <1.5 | <1 | <0.5 | **63.8** | <50 | <50 | **67** |
| 92541991 | MW-44_20210602 | MW-44 | 06/02/2021 | **19.1** | **6.1** | <0.5 | <0.5 | <0.5 | <0.5 | <1 | <0.5 | <1 | <0.5 | <0.5 | <0.5 | <0.5 | **0.44J** | <2 | <0.5 | <2 | <0.5 | <2 | <0.5 | <0.5 | <0.5 | **12.4** | <0.5 | <1 | <0.5 | <0.5 | <1 | **2.14** | **1.8** | **0.34J** | **91.3** | <50 | <50 | **97.8** |
| 92548169 | MW-44_20210707 | MW-44 | 07/07/2021 | <5 | **5.2** | <0.5 | <0.5 | <0.5 | <0.5 | <1 | <0.5 | <1 | <0.5 | <0.5 | <0.5 | <0.5 | <0.5 | <2 | <0.5 | <2 | <0.5 | <2 | <0.5 | <0.5 | <0.5 | **10.0** | <0.5 | <1 | <0.5 | <0.5 | <1 | **2.13** | **1.7** | **0.43J** | **88.4** | <50 | <50 | **96.9** |
| 92553185 | MW-44_20210803 | MW-44 | 08/03/2021 | **8.6** | **3.8** | <0.5 | <0.5 | <0.5 | <0.5 | <1 | <0.5 | <1 | <0.5 | <0.5 | <0.5 | <0.5 | **0.81** | <2 | <0.5 | <2 | <0.5 | <2 | <0.5 | <0.5 | <0.5 | **25.1** | <0.5 | <1 | <0.5 | **0.4J** | <1 | **10** | **7.7** | **2.3** | **210** | <50 | <50 | **240** |
| 92558740 | MW-44_20210831 | MW-44 | 08/31/2021 | **7.3** | <0.5 | <0.5 | <0.5 | <0.5 | <0.5 | <1 | <0.5 | <1 | <0.5 | <0.5 | <0.5 | <0.5 | <0.5 | <2 | <0.5 | <2 | <0.5 | <2 | <0.5 | <0.5 | <0.5 | <0.5 | <0.5 | <1 | <0.5 | <0.5 | <1 | <1.5 | <1 | <0.5 | <50 | <50 | <50 | <50 |
| 92564678 | MW-44_20211004 | MW-44 | 10/04/2021 | <5.0 | <0.5 | <0.5 | <0.5 | <0.5 | <0.5 | <0.5 | <0.5 | <0.6 | <0.5 | <0.5 | <0.5 | <0.5 | <0.5 | <0.6 | <0.5 | <5 | <0.5 | <0.5 | <0.5 | <0.5 | <0.5 | <0.5 | <0.5 | <0.5 | <0.5 | <0.5 | <0.5 | <1.5 | <1 | <0.5 | <100 | <100 | <100 | NA |
| 92570178 | MW-44_20211102 | MW-44 | 11/02/2021 | **6.0** | <0.5 | <0.5 | <0.5 | <0.5 | <0.5 | <1 | <0.5 | <1 | <0.5 | <0.5 | <0.5 | <0.5 | <0.5 | <2 | <0.5 | <2 | <0.5 | <2 | <0.5 | **0.36J** | <0.5 | <0.5 | <0.5 | <1 | <0.5 | <0.5 | <1 | <1.5 | <1 | <0.5 | <50 | <50 | <50 | <50 |
| 92574905 | MW-44_20211130 | MW-44 | 11/30/2021 | **19.5** | **0.83** | <0.5 | <0.5 | <0.5 | <0.5 | <1 | <0.5 | <1 | <0.5 | <0.5 | <0.5 | <0.5 | **0.95** | <2 | <0.5 | <2 | <0.5 | <2 | <0.5 | <0.5 | <0.5 | **32.7** | <0.5 | <1 | **6.4** | **3.2J** | <1 | **110.5** | **51.7** | **58.8** | **134** | **196** | <50 | **357** |
| 92495624 | MW-45_20200915 | MW-45 | 09/15/2020 | <5 | **2.8** | <0.5 | **1.4** | <0.5 | <0.5 | <1 | **20** | <1 | <0.5 | <0.5 | <0.5 | <0.5 | **3.1** | <2 | <0.5 | <2 | <0.5 | <2 | <0.5 | <0.5 | <0.5 | **27.8** | <0.5 | <1 | **4.5** | **1.1** | <1 | **26.1** | **17.7** | **8.4** | <100 | <100 | <100 | **154** |
| 92499587 | MW-45_20201007 | MW-45 | 10/07/2020 | <5 | **1** | <0.5 | **0.64** | <0.5 | <0.5 | <1 | **15.8** | <1 | <0.5 | <0.5 | <0.5 | <0.5 | **0.88** | <2 | <0.5 | <2 | <0.5 | <2 | <0.5 | <0.5 | <0.5 | **6.2** | <0.5 | <1 | **1.4** | <0.5 | <1 | **10.4** | **6.7** | **3.7** | <100 | <100 | <100 | <100 |
| 92501345 | MW-45_20201020 | MW-45 | 10/20/2020 | **39.5** | <0.5 | <0.5 | **0.58** | <0.5 | <0.5 | <1 | **11.7** | <1 | <0.5 | <0.5 | <0.5 | <0.5 | <0.5 | <2 | <0.5 | <2 | <0.5 | <2 | <0.5 | <0.5 | <0.5 | **0.91** | <0.5 | <1 | <0.5 | <0.5 | <1 | **2.04** | **1.3** | **0.74** | <100 | <100 | <100 | <100 |
| 92509251 | MW-45_20201202 | MW-45 | 12/02/2020 | **12.6** | <0.5 | <0.5 | <0.5 | <0.5 | <0.5 | <1 | **5.9** | <1 | <0.5 | <0.5 | <0.5 | <0.5 | <0.5 | <2 | <0.5 | <2 | <0.5 | <2 | <0.5 | <0.5 | <0.5 | <0.5 | <0.5 | <1 | <0.5 | <0.5 | <1 | <1.5 | <1 | <0.5 | <100 | <100 | <100 | <100 |
| 92514892 | MW-45_20210105 | MW-45 | 01/05/2021 | **12.8** | <0.5 | <0.5 | <0.5 | <0.5 | <0.5 | <1 | **4.6** | <1 | <0.5 | <0.5 | <0.5 | <0.5 | <0.5 | <2 | <0.5 | <2 | <0.5 | <2 | <0.5 | <0.5 | <0.5 | <0.5 | <0.5 | <1 | <0.5 | <0.5 | <1 | <1.5 | <1 | <0.5 | <100 | <100 | <100 | <100 |
| 92522126 | MW-45_20210212 | MW-45 | 02/12/2021 | <5 | <0.5 | <0.5 | <0.5 | <0.5 | <0.5 | <1 | **3.8** | <1 | <0.5 | <0.5 | <0.5 | <0.5 | <0.5 | <2 | <0.5 | <2 | <0.5 | <2 | <0.5 | <0.5 | <0.5 | <0.5 | <0.5 | <1 | <0.5 | <0.5 | <1 | <1.5 | <1 | <0.5 | <100 | <100 | <100 | <100 |
| 92522126 | DUP-1-20210212 | MW-45 | 02/12/2021 | <5 | <0.5 | <0.5 | <0.5 | <0.5 | <0.5 | <1 | **3.7** | <1 | <0.5 | <0.5 | <0.5 | <0.5 | <0.5 | <2 | <0.5 | <2 | <0.5 | <2 | <0.5 | <0.5 | <0.5 | <0.5 | <0.5 | <1 | <0.5 | <0.5 | <1 | <1.5 | <1 | <0.5 | <100 | <100 | <100 | <100 |

**Table 5A**
**Summary of Monitoring Well Sampling Results**

Colonial Pipeline Company
2020-L1-SR2448
Huntersville, North Carolina

| Lab Report Number | Sample ID | Well ID | Sample Date | Metals (µg/L) | VOCs (µg/L) | | | | | | | | | | | | | | | | | | | | | | | | | | | | | MADEP VPH (µg/L) | | | |
|---|---|---|---|---|---|---|---|---|---|---|---|---|---|---|---|---|---|---|---|---|---|---|---|---|---|---|---|---|---|---|---|---|---|---|---|---|---|
| | | | | Lead | Benzene | Bromochloromethane | Bromodichloromethane | n-Butylbenzene | sec-Butylbenzene | Chloroethane | Chloroform | Chloromethane | 2-Chlorotoluene | Dibromochloromethane | 1,2-Dichloroethane | Diisopropyl ether | Ethylbenzene | Hexachloro-1,3-butadiene | Isopropylbenzene (Cumene) | Methylene Chloride | Methyl-tert-butyl ether | Naphthalene | n-Propylbenzene | Styrene | Tetrachloroethene | Toluene | Trichloroethene | Trichlorofluoromethane | 1,2,4-Trimethylbenzene | 1,3,5-Trimethylbenzene | Vinyl chloride | Xylene (Total) | m&p-Xylene | o-Xylene | C5 - C8 Aliphatics | C9 - C12 Aliphatics | C9 - C10 Aromatics | VPH (Total) |
| **NCAC 2L Standards** | | | | **15** | **1** | **NE** | **0.6** | **70** | **70** | **3000** | **70** | **3** | **100** | **0.4** | **0.4** | **70** | **600** | **0.4** | **70** | **5** | **20** | **6** | **70** | **70** | **0.7** | **600** | **3** | **2000** | **400** | **400** | **0.03** | **500** | **500** | **500** | **400** | **700** | **200** | **NE** |
| **IMAC Standards** | | | | -- | -- | -- | -- | -- | -- | -- | -- | -- | -- | -- | -- | -- | -- | -- | -- | -- | -- | -- | -- | -- | -- | -- | -- | -- | -- | -- | -- | -- | -- | -- | -- | -- | -- |
| 92527474 | MW-45_20210312 | MW-45 | 03/12/2021 | **6.1** | <0.5 | <0.5 | <0.5 | <0.5 | <0.5 | <1 | **3.3** | <1 | <0.5 | <0.5 | <0.5 | <0.5 | <0.5 | <2 | <0.5 | <2 | <0.5 | <2 | <0.5 | <0.5 | <0.5 | <0.5 | <0.5 | <1 | <0.5 | <0.5 | <1 | <1.5 | <1 | <0.5 | <50 | <50 | <50 | <50 |
| 92531580 | MW-45_20210406 | MW-45 | 04/06/2021 | <5 | <0.5 | <0.5 | <0.5 | <0.5 | <0.5 | <1 | **2.1** | <1 | <0.5 | <0.5 | <0.5 | <0.5 | <0.5 | <2 | <0.5 | <2 | <0.5 | <2 | <0.5 | <0.5 | <0.5 | <0.5 | <0.5 | <1 | <0.5 | <0.5 | <1 | <1.5 | <1 | <0.5 | <50 | <50 | <50 | <50 |
| 92536726 | MW-45_20210504 | MW-45 | 05/04/2021 | <5 | <0.5 | <0.5 | <0.5 | <0.5 | <0.5 | <1 | **1.7** | <1 | <0.5 | <0.5 | <0.5 | <0.5 | <0.5 | <2 | <0.5 | <2 | <0.5 | <2 | <0.5 | <0.5 | <0.5 | <0.5 | <0.5 | <1 | <0.5 | <0.5 | <1 | <1.5 | <1 | <0.5 | <50 | <50 | <50 | <50 |
| 92541703 | MW-45_20210601 | MW-45 | 06/01/2021 | <5 | <0.5 | <0.5 | <0.5 | <0.5 | <0.5 | <1 | **1.1** | <1 | <0.5 | <0.5 | <0.5 | **0.39J** | <0.5 | <2 | <0.5 | <2 | <0.5 | **0.71J** | <0.5 | <0.5 | <0.5 | <0.5 | <0.5 | <1 | <0.5 | <0.5 | <1 | **1.08J** | **0.73J** | **0.35J** | <50 | <50 | <50 | <50 |
| 92547899 | MW-45_20210706 | MW-45 | 07/06/2021 | <5 | <0.5 | <0.5 | <0.5 | <0.5 | <0.5 | <1 | **0.61** | <1 | <0.5 | <0.5 | <0.5 | **0.65** | <0.5 | <2 | <0.5 | <2 | <0.5 | <2 | <0.5 | <0.5 | <0.5 | <0.5 | <0.5 | <1 | <0.5 | <0.5 | <1 | <1.5 | <1 | <0.5 | <50 | <50 | <50 | <50 |
| 92553065 | MW-45_20210802 | MW-45 | 08/02/2021 | <5 | <0.5 | <0.5 | <0.5 | <0.5 | <0.5 | <1 | **0.43J** | <1 | <0.5 | <0.5 | <0.5 | **0.84** | <0.5 | <2 | <0.5 | <2 | <0.5 | <2 | <0.5 | <0.5 | <0.5 | <0.5 | <0.5 | <1 | <0.5 | <0.5 | <1 | <1.5 | <1 | <0.5 | <50 | <50 | <50 | <50 |
| 92558446 | MW-45_20210830 | MW-45 | 08/30/2021 | <5 | <0.5 | <0.5 | <0.5 | <0.5 | <0.5 | <1 | <0.5 | <1 | <0.5 | <0.5 | <0.5 | **0.68** | <0.5 | <2 | <0.5 | <2 | <0.5 | <2 | <0.5 | <0.5 | <0.5 | <0.5 | <0.5 | <1 | <0.5 | <0.5 | <1 | <1 | <1 | <0.5 | <50 | <50 | <50 | <50 |
| 92564488 | MW-45_20211001 | MW-45 | 10/01/2021 | **10.8** | <0.5 | <0.5 | <0.5 | <0.5 | <0.5 | <0.5 | **0.21J** | <0.60 | <0.5 | <0.5 | <0.5 | **0.2J** | <0.5 | <0.6 | <0.5 | <5 | <0.5 | <0.5 | <0.5 | <0.5 | <0.5 | <0.5 | <0.5 | <0.5 | <0.5 | <0.5 | <0.5 | <1.5 | <1 | <0.5 | <100 | <100 | <100 | NA |
| 92569882 | MW-45_20211101 | MW-45 | 11/01/2021 | **5.1** | <0.5 | <0.5 | <0.5 | <0.5 | <0.5 | <1 | <0.5 | <1 | <0.5 | <0.5 | <0.5 | <0.5 | <0.5 | <2 | <0.5 | <2 | <0.5 | <2 | <0.5 | <0.5 | <0.5 | <0.5 | <0.5 | <1 | <0.5 | <0.5 | <1 | <1.5 | <1 | <0.5 | <50 | <50 | <50 | <50 |
| 92574905 | MW-45_20211130 | MW-45 | 11/30/2021 | <5 | <0.5 | <0.5 | <0.5 | <0.5 | <0.5 | <1 | <0.5 | <1 | <0.5 | <0.5 | <0.5 | <0.5 | <0.5 | <2 | <0.5 | <2 | <0.5 | <2 | <0.5 | <0.5 | <0.5 | <0.5 | <0.5 | <1 | <0.5 | <0.5 | <1 | <1.5 | <1 | <0.5 | <50 | <50 | <50 | <50 |
| 92580645<br>92580644 | MW-45_20220103 | MW-45 | 01/03/2022 | <5 | <0.5 | <0.5 | <0.5 | <0.5 | <0.5 | <1 | <0.5 | <1 | <0.5 | <0.5 | <0.5 | <0.5 | <0.5 | <2 | <0.5 | <2 | <0.5 | <2 | <0.5 | <0.5 | <0.5 | <0.5 | <0.5 | <1 | <0.5 | <0.5 | <1 | <1.5 | <1 | <0.5 | <50 | <50 | <50 | |
| 92495627 | MW-46_20200915 | MW-46 | 09/15/2020 | <5 | **1.6** | <0.5 | **2.5** | <0.5 | <0.5 | <1 | **26.2** | <1 | <0.5 | **0.58** | <0.5 | <0.5 | **3.1** | <2 | <0.5 | <2 | <0.5 | <2 | <0.5 | <0.5 | <0.5 | **17.3** | <0.5 | <1 | **3.7** | **0.83** | <1 | **22.1** | **15.5** | **6.6** | <100 | <100 | <100 | **114** |
| 92501345 | MW-46_20201020 | MW-46 | 10/20/2020 | <5 | <0.5 | <0.5 | <0.5 | <0.5 | <0.5 | <1 | **17.6** | <1 | <0.5 | <0.5 | <0.5 | <0.5 | **0.52** | <2 | <0.5 | <2 | <0.5 | <2 | <0.5 | <0.5 | <0.5 | **1.2** | <0.5 | <1 | **1.4** | <0.5 | <1 | **4.9** | **3.6** | **1.3** | <100 | <100 | <100 | <100 |
| 92509251 | MW-46_20201202 | MW-46 | 12/02/2020 | <5 | <0.5 | <0.5 | <0.5 | <0.5 | <0.5 | <1 | **10.9** | <1 | <0.5 | <0.5 | <0.5 | <0.5 | <0.5 | <2 | <0.5 | <2 | <0.5 | <2 | <0.5 | <0.5 | <0.5 | <0.5 | <0.5 | <1 | <0.5 | <0.5 | <1 | <1.5 | <1 | <0.5 | <100 | <100 | <100 | <100 |
| 92515216 | MW-46_20210106 | MW-46 | 01/06/2021 | **13.3** | <0.5 | <0.5 | <0.5 | <0.5 | <0.5 | <1 | **5.2** | <1 | <0.5 | <0.5 | <0.5 | <0.5 | <0.5 | <2 | <0.5 | <2 | <0.5 | <2 | <0.5 | <0.5 | <0.5 | <0.5 | <0.5 | <1 | <0.5 | <0.5 | <1 | <1.5 | <1 | <0.5 | <100 | <100 | <100 | <100 |
| 92521851 | MW-46_20210211 | MW-46 | 02/11/2021 | <5 | **0.74** | <0.5 | <0.5 | <0.5 | <0.5 | <1 | **2.4** | <1 | <0.5 | <0.5 | <0.5 | <0.5 | <0.5 | <2 | <0.5 | <2 | <0.5 | <2 | <0.5 | <0.5 | <0.5 | **0.7** | <0.5 | <1 | <0.5 | <0.5 | <1 | **2.17** | **1.3** | **0.87** | <100 | <100 | <100 | **118** |
| 92531580 | MW-46_20210406 | MW-46 | 04/06/2021 | <5 | <0.5 | <0.5 | <0.5 | <0.5 | <0.5 | <1 | **1.6** | <1 | <0.5 | <0.5 | <0.5 | <0.5 | <0.5 | <2 | <0.5 | <2 | <0.5 | <2 | <0.5 | <0.5 | <0.5 | <0.5 | <0.5 | <1 | <0.5 | <0.5 | <1 | <1.5 | <1 | <0.5 | <50 | <50 | <50 | <50 |
| 92536428 | MW-46_20210503 | MW-46 | 05/03/2021 | <5 | <0.5 | <0.5 | <0.5 | <0.5 | <0.5 | <1 | **1.5** | <1 | <0.5 | <0.5 | <0.5 | <0.5 | <0.5 | <2 | <0.5 | <2 | <0.5 | <2 | <0.5 | <0.5 | <0.5 | <0.5 | <0.5 | <1 | <0.5 | <0.5 | <1 | <1.5 | <1 | <0.5 | <50 | <50 | <50 | <50 |
| 92541703 | MW-46_20210601 | MW-46 | 06/01/2021 | <5 | <0.5 | <0.5 | <0.5 | <0.5 | <0.5 | <1 | **1.8** | <1 | <0.5 | <0.5 | <0.5 | <0.5 | <0.5 | <2 | <0.5 | <2 | <0.5 | <2 | <0.5 | <0.5 | <0.5 | <0.5 | <0.5 | <1 | <0.5 | <0.5 | <1 | <1.5 | <1 | <0.5 | <50 | <50 | <50 | <50 |
| 92548169 | MW-46_20210706 | MW-46 | 07/06/2021 | <5 | <0.5 | <0.5 | <0.5 | <0.5 | <0.5 | <1 | **0.55** | <1 | <0.5 | <0.5 | <0.5 | <0.5 | <0.5 | <2 | <0.5 | <2 | <0.5 | <2 | <0.5 | <0.5 | <0.5 | <0.5 | <0.5 | <1 | <0.5 | <0.5 | <1 | <1.5 | <1 | <0.5 | <50 | <50 | <50 | <50 |
| 92553185 | MW-46_20210803 | MW-46 | 08/03/2021 | <5 | <0.5 | <0.5 | <0.5 | <0.5 | <0.5 | <1 | **0.64** | <1 | <0.5 | <0.5 | <0.5 | <0.5 | <0.5 | <2 | <0.5 | <2 | <0.5 | <2 | <0.5 | <0.5 | <0.5 | <0.5 | <0.5 | <1 | <0.5 | <0.5 | <1 | <1.5 | <1 | <0.5 | <50 | <50 | <50 | <50 |
| 92558740 | MW-46_20210831 | MW-46 | 08/31/2021 | <5 | <0.5 | <0.5 | <0.5 | <0.5 | <0.5 | <1 | <0.5 | <1 | <0.5 | <0.5 | <0.5 | <0.5 | <0.5 | <2 | <0.5 | <2 | <0.5 | <2 | <0.5 | <0.5 | <0.5 | <0.5 | <0.5 | <1 | <0.5 | <0.5 | <1 | <1.5 | <1 | <0.5 | <50 | <50 | <50 | <50 |
| 92564678 | MW-46_20211004 | MW-46 | 10/04/2021 | <5.0 | <0.5 | <0.5 | <0.5 | <0.5 | <0.5 | <0.5 | <0.5 | <0.6 | <0.5 | <0.5 | <0.5 | <0.5 | <0.5 | <0.6 | <0.5 | <5 | <0.5 | <0.5 | <0.5 | <0.5 | <0.5 | **0.29J** | <0.5 | <0.5 | <0.5 | <0.5 | <0.5 | **0.47J** | **0.26J** | **0.21J** | <100 | <100 | <100 | NA |
| 92570178 | MW-46_20211102 | MW-46 | 11/02/2021 | <5 | <0.5 | <0.5 | <0.5 | <0.5 | <0.5 | <1 | <0.5 | <1 | <0.5 | <0.5 | <0.5 | <0.5 | <0.5 | <2 | <0.5 | <2 | <0.5 | <2 | <0.5 | <0.5 | <0.5 | <0.5 | <0.5 | <1 | <0.5 | <0.5 | <1 | <1.5 | <1 | <0.5 | <50 | <50 | <50 | <50 |
| 92574905 | MW-46_20211130 | MW-46 | 11/30/2021 | <5 | <0.5 | <0.5 | <0.5 | <0.5 | <0.5 | <1 | <0.5 | <1 | <0.5 | <0.5 | <0.5 | <0.5 | <0.5 | <2 | <0.5 | <2 | <0.5 | <2 | <0.5 | <0.5 | <0.5 | **0.87J** | <0.5 | <1 | <0.5 | <0.5 | <1 | **0.42J** | <1 | **0.42J** | <50 | <50 | <50 | <50 |
| 92580901<br>92580902 | MW-46_20220104 | MW-46 | 01/04/2022 | **0.21J** | <0.5 | <0.5 | <0.5 | <0.5 | <0.5 | <1 | <0.5 | <1 | <0.5 | <0.5 | <0.5 | <0.5 | <0.5 | <2 | <0.5 | <2 | <0.5 | <2 | <0.5 | <0.5 | <0.5 | <0.5 | <0.5 | <1 | <0.5 | <0.5 | <1 | <1.5 | <1 | <0.5 | <50 | <50 | <50 | <50 |
| 92495627 | MW-47_20200915 | MW-47 | 09/15/2020 | **6.3** | <0.5 | <0.5 | **2** | <0.5 | <0.5 | <1 | **16.5** | <1 | <0.5 | <0.5 | <0.5 | <0.5 | **1.4** | <2 | <0.5 | <2 | <0.5 | <2 | <0.5 | <0.5 | <0.5 | **6.3** | <0.5 | <1 | **1.5** | <0.5 | <1 | **7.6** | **5.2** | **2.4** | <100 | <100 | <100 | <100 |
| 92496397 | MW-48_20200918 | MW-48 | 09/18/2020 | **9.6** | **1.2** | <0.5 | <0.5 | <0.5 | <0.5 | <1 | <0.5 | <1 | <0.5 | <0.5 | <0.5 | <0.5 | <0.5 | <2 | <0.5 | <2 | <0.5 | <2 | <0.5 | <0.5 | <0.5 | <0.5 | <0.5 | <1 | <0.5 | <0.5 | <1 | <1.5 | <1 | <0.5 | <100 | <100 | <100 | <100 |
| 92501860 | MW-48_20201022 | MW-48 | 10/22/2020 | **19.8** | **40.4** | <0.5 | <0.5 | <0.5 | <0.5 | <1 | <0.5 | <1 | <0.5 | <0.5 | <0.5 | **19** | **4.1** | <2 | <0.5 | <2 | <0.5 | <2 | <0.5 | <0.5 | <0.5 | **63.3** | <0.5 | <1 | **1.7** | <0.5 | <1 | **19.9** | **12** | **7.9** | **1,270** | <100 | <100 | **1,300** |
| 92501860 | DUP-2-20201022 | MW-48 | 10/22/2020 | **27.4** | **37.1** | <0.5 | <0.5 | <0.5 | <0.5 | <1 | <0.5 | <1 | <0.5 | <0.5 | <0.5 | **17.2** | **3.6** | <2 | <0.5 | <2 | **5.8** | <2 | <0.5 | <0.5 | <0.5 | **58.7** | <0.5 | <1 | **1.5** | <0.5 | <1 | **17.6** | **10.7** | **6.9** | **1,030** | <100 | <100 | **1,060** |
| 92496817 | MW-49_20200922 | MW-49 | 09/22/2020 | **5.5** | <0.5 | <0.5 | **1** | <0.5 | <0.5 | <1 | **11.7** | <1 | <0.5 | <0.5 | <0.5 | <0.5 | <0.5 | <2 | <0.5 | <2 | <0.5 | <2 | <0.5 | <0.5 | <0.5 | **1.1** | <0.5 | <1 | <0.5 | <0.5 | <1 | **2.7** | **1.6** | **1.1** | <100 | <100 | <100 | <100 |
| 92499587 | MW-49_20201007 | MW-49 | 10/07/2020 | <5 | **0.61** | <0.5 | <0.5 | <0.5 | <0.5 | <1 | **2.2** | <1 | <0.5 | <0.5 | <0.5 | <0.5 | <0.5 | <2 | <0.5 | <2 | <0.5 | <2 | <0.5 | <0.5 | <0.5 | <0.5 | <0.5 | <1 | <0.5 | <0.5 | <1 | <1.5 | <1 | <0.5 | <100 | <100 | <100 | <100 |
| 92501345 | MW-49_20201020 | MW-49 | 10/20/2020 | **34.4** | <0.5 | <0.5 | <0.5 | <0.5 | <0.5 | <1 | **1.6** | <1 | <0.5 | <0.5 | <0.5 | **0.65** | <0.5 | <2 | <0.5 | <2 | <0.5 | <2 | <0.5 | <0.5 | <0.5 | <0.5 | <0.5 | <1 | <0.5 | <0.5 | <1 | <1.5 | <1 | <0.5 | <100 | <100 | <100 | <100 |
| 92509251 | MW-49_20201202 | MW-49 | 12/02/2020 | **16.2** | <0.5 | <0.5 | <0.5 | <0.5 | <0.5 | <1 | <0.5 | <1 | <0.5 | <0.5 | <0.5 | **3.4** | <0.5 | <2 | <0.5 | <2 | **1.4** | <2 | <0.5 | <0.5 | <0.5 | <0.5 | <0.5 | <1 | <0.5 | <0.5 | <1 | <1.5 | <1 | <0.5 | <100 | <100 | <100 | <100 |
| 92515548 | MW-49_20210107 | MW-49 | 01/07/2021 | **31** | <0.5 | <0.5 | <0.5 | <0.5 | <0.5 | <1 | <0.5 | <1 | <0.5 | <0.5 | <0.5 | **7** | <0.5 | <2 | <0.5 | <2 | **2.9** | <2 | <0.5 | <0.5 | <0.5 | <0.5 | <0.5 | <1 | <0.5 | <0.5 | <1 | <1.5 | <1 | <0.5 | <100 | <100 | <100 | <100 |
| 92522126 | MW-49_20210212 | MW-49 | 02/12/2021 | <5 | <0.5 | <0.5 | <0.5 | <0.5 | <0.5 | <1 | <0.5 | <1 | <0.5 | <0.5 | <0.5 | **8.3** | <0.5 | <2 | <0.5 | <2 | **4.1** | <2 | <0.5 | <0.5 | <0.5 | <0.5 | <0.5 | <1 | <0.5 | <0.5 | <1 | <1.5 | <1 | <0.5 | <100 | <100 | <100 | <100 |
| 92527474 | MW-49_20210312 | MW-49 | 03/12/2021 | **20.2** | <0.5 | <0.5 | <0.5 | <0.5 | <0.5 | <1 | <0.5 | <1 | <0.5 | <0.5 | <0.5 | **3.4** | <0.5 | <2 | <0.5 | <2 | **1.5** | <2 | <0.5 | <0.5 | <0.5 | <0.5 | <0.5 | <1 | <0.5 | <0.5 | <1 | <1.5 | <1 | <0.5 | <50 | <50 | <50 | <50 |
| 92531580 | MW-49_20210406 | MW-49 | 04/06/2021 | <5 | <0.5 | <0.5 | <0.5 | <0.5 | <0.5 | <1 | <0.5 | <1 | <0.5 | <0.5 | <0.5 | **1.3** | <0.5 | <2 | <0.5 | <2 | **0.58** | <2 | <0.5 | <0.5 | <0.5 | <0.5 | <0.5 | <1 | <0.5 | <0.5 | <1 | <1.5 | <1 | <0.5 | <50 | <50 | <50 | <50 |
| 92536726 | MW-49_20210504 | MW-49 | 05/04/2021 | <5 | <0.5 | <0.5 | <0.5 | <0.5 | <0.5 | <1 | **0.69** | <1 | <0.5 | <0.5 | <0.5 | **0.99** | <0.5 | <2 | <0.5 | <2 | <0.5 | <2 | <0.5 | <0.5 | <0.5 | <0.5 | <0.5 | <1 | <0.5 | <0.5 | <1 | <1.5 | <1 | <0.5 | <50 | <50 | <50 | <50 |
| 92541991 | MW-49_20210602 | MW-49 | 06/02/2021 | <5 | <0.5 | <0.5 | <0.5 | <0.5 | <0.5 | <1 | **0.66** | <1 | <0.5 | <0.5 | <0.5 | <0.5 | <0.5 | <2 | <0.5 | <2 | <0.5 | <2 | <0.5 | <0.5 | <0.5 | <0.5 | <0.5 | <1 | <0.5 | <0.5 | <1 | <1.5 | <1 | <0.5 | <50 | <50 | <50 | <50 |
| 92547899 | MW-49_20210706 | MW-49 | 07/06/2021 | <5 | <0.5 | <0.5 | <0.5 | <0.5 | <0.5 | <1 | **0.44J** | <1 | <0.5 | <0.5 | <0.5 | <0.5 | <0.5 | <2 | <0.5 | <2 | <0.5 | <2 | <0.5 | <0.5 | <0.5 | <0.5 | <0.5 | <1 | <0.5 | <0.5 | <1 | <1.5 | <1 | <0.5 | <50 | <50 | <50 | <50 |
| 92553065 | MW-49_20210802 | MW-49 | 08/02/2021 | <5 | <0.5 | <0.5 | <0.5 | <0.5 | <0.5 | <1 | **0.46J** | <1 | <0.5 | <0.5 | <0.5 | <0.5 | <0.5 | <2 | <0.5 | <2 | <0.5 | <2 | <0.5 | <0.5 | <0.5 | <0.5 | <0.5 | <1 | <0.5 | <0.5 | <1 | <1.5 | <1 | <0.5 | <50 | <50 | <50 | <50 |
| 92558446 | MW-49_20210830 | MW-49 | 08/30/2021 | <5 | <0.5 | <0.5 | <0.5 | <0.5 | <0.5 | <1 | <0.5 | <1 | <0.5 | <0.5 | <0.5 | <0.5 | <0.5 | <2 | <0.5 | <2 | <0.5 | <2 | <0.5 | <0.5 | <0.5 | <0.5 | <0.5 | <1 | <0.5 | <0.5 | <1 | <1 | <1 | <0.5 | <50 | <50 | <50 | <50 |
| 92564488 | MW-49_20211001 | MW-49 | 10/01/2021 | **4.8J** | **0.19J** | <0.5 | <0.5 | <0.5 | <0.5 | <0.5 | **0.43J** | <0.60 | <0.5 | <0.5 | <0.5 | <0.5 | <0.5 | <0.6 | <0.5 | <5 | <0.5 | <0.5 | <0.5 | <0.5 | <0.5 | **0.48J** | <0.5 | <0.5 | <0.5 | <0.5 | <0.5 | **0.58J** | **0.39J** | **0.19J** | <100 | <100 | <100 | NA |
| 92569882 | MW-49_20211101 | MW-49 | 11/01/2021 | <5 | <0.5 | <0.5 | <0.5 | <0.5 | <0.5 | <1 | <0.5 | <1 | <0.5 | <0.5 | <0.5 | <0.5 | <0.5 | <2 | <0.5 | <2 | <0.5 | <2 | <0.5 | <0.5 | <0.5 | <0.5 | <0.5 | <1 | <0.5 | <0.5 | <1 | <1.5 | <1 | <0.5 | <50 | <50 | <50 | <50 |
| 92574905 | MW-49_20211130 | MW-49 | 11/30/2021 | <5 | <0.5 | <0.5 | <0.5 | <0.5 | <0.5 | <1 | **0.36J** | <1 | <0.5 | <0.5 | <0.5 | <0.5 | <0.5 | <2 | <0.5 | <2 | <0.5 | <2 | <0.5 | <0.5 | <0.5 | <0.5 | <0.5 | <1 | <0.5 | <0.5 | <1 | <1.5 | <1 | <0.5 | <50 | <50 | <50 | <50 |
| 92580645<br>92580644 | MW-49_20220103 | MW-49 | 01/03/2022 | <5 | <0.5 | <0.5 | <0.5 | <0.5 | <0.5 | <1 | <0.5 | <1 | <0.5 | <0.5 | <0.5 | <0.5 | <0.5 | <2 | <0.5 | <2 | <0.5 | <2 | <0.5 | <0.5 | <0.5 | <0.5 | <0.5 | <1 | <0.5 | <0.5 | <1 | <1.5 | <1 | <0.5 | <50 | <50 | <50 | <50 |

**Table 5A**
**Summary of Monitoring Well Sampling Results**

Colonial Pipeline Company
2020-L1-SR2448
Huntersville, North Carolina

| Lab Report Number | Sample ID | Well ID | Sample Date | Metals (µg/L) | VOCs (µg/L) | | | | | | | | | | | | | | | | | | | | | | | | | | | MADEP VPH (µg/L) | | | |
|---|---|---|---|---|---|---|---|---|---|---|---|---|---|---|---|---|---|---|---|---|---|---|---|---|---|---|---|---|---|---|---|---|---|---|---|
| | | | | Lead | Benzene | Bromochloromethane | Bromodichloromethane | n-Butylbenzene | sec-Butylbenzene | Chloroethane | Chloroform | Chloromethane | 2-Chlorotoluene | Dibromochloromethane | 1,2-Dichloroethane | Diisopropyl ether | Ethylbenzene | Hexachloro-1,3-butadiene | Isopropylbenzene (Cumene) | Methylene Chloride | Methyl-tert-butyl ether | Naphthalene | n-Propylbenzene | Styrene | Tetrachloroethene | Toluene | Trichloroethene | Trichlorofluoromethane | 1,2,4-Trimethylbenzene | 1,3,5-Trimethylbenzene | Vinyl chloride | Xylene (Total) | m&p-Xylene | o-Xylene | C5 - C8 Aliphatics | C9 - C12 Aliphatics | C9 - C10 Aromatics | VPH (Total) |
| **NCAC 2L Standards** | | | | **15** | **1** | **NE** | **0.6** | **70** | **70** | **3000** | **70** | **3** | **100** | **0.4** | **0.4** | **70** | **600** | **0.4** | **70** | **5** | **20** | **6** | **70** | **70** | **0.7** | **600** | **3** | **2000** | **400** | **400** | **0.03** | **500** | **500** | **500** | **400** | **700** | **200** | **NE** |
| **IMAC Standards** | | | | -- | -- | -- | -- | -- | -- | -- | -- | -- | -- | -- | -- | -- | -- | -- | -- | -- | -- | -- | -- | -- | -- | -- | -- | -- | -- | -- | -- | -- | -- | -- | -- | -- | -- |
| 92497017 | MW-50_20200922 | MW-50 | 09/22/2020 | **6.7** | **205** | <2 | <2 | <2 | <2 | <4 | **5.9** | <4 | <2 | <2 | <2 | **37.2** | **20.2** | <8 | <2 | <8 | **24.3** | <8 | <2 | <2 | <2 | **375** | <2 | <4 | **11** | <2 | <4 | **131.5** | **77.3** | **54.2** | **1,570** | **284** | <100 | **1,930** |
| 92501345 | MW-50_20201020 | MW-50 | 10/20/2020 | **19.2** | **1,370** | <6.2 | <6.2 | <6.2 | <6.2 | <12.5 | <6.2 | <12.5 | <6.2 | <6.2 | <6.2 | **208** | **144** | <25 | <6.2 | **35.8** | **138** | <25 | <6.2 | <6.2 | <6.2 | **1,980** | <6.2 | <12.5 | **89.2** | <6.2 | <12.5 | **947** | **611** | **336** | **7,750** | **1,990** | **398** | **10,100** |
| 92509251 | MW-50_20201202 | MW-50 | 12/02/2020 | <5 | **3,730** | <10 | <10 | <10 | <10 | <20 | <10 | <20 | <10 | <10 | <10 | **482** | **406** | <40 | **10.3** | <40 | **287** | **68.3** | <10 | <10 | <10 | **3,760** | <10 | <20 | **270** | <10 | <20 | **2,912** | **1,950** | **962** | **18,700** | **5,620** | **934** | **6,550** |
| 92515216 | MW-50_20210106 | MW-50 | 01/06/2021 | **18.2** | **4,670** | <25 | <25 | <25 | <25 | <50 | <25 | <50 | <25 | <25 | <25 | **587** | **552** | <100 | <25 | <100 | **392** | **111** | <25 | <25 | <25 | **6,590** | <25 | <50 | **450** | <25 | <50 | **3,690** | **2,460** | **1,230** | **25,900** | **8,140** | **1,210** | **35,300** |
| 92522126 | MW-50_20210212 | MW-50 | 02/12/2021 | <5 | **996** | <5 | <5 | <5 | <5 | <10 | <5 | <10 | <5 | <5 | <5 | **161** | **37.5** | <20 | <5 | <20 | **116** | **54** | <5 | <5 | <5 | **467** | <5 | <10 | **127** | <5 | <10 | **1,080** | **713** | **367** | **5,030** | **2,420** | <1000 | **8,160** |
| 92527474 | MW-50_20210312 | MW-50 | 03/12/2021 | **5.8** | **844** | <2.5 | <2.5 | <2.5 | <2.5 | <5 | <2.5 | <5 | <2.5 | <2.5 | <2.5 | **113** | **43** | <10 | **2.7** | <10 | **59.6** | **45.8** | <2.5 | <2.5 | <2.5 | **647** | <2.5 | <5 | **125** | <2.5 | <5 | **1,149** | **750** | **399** | **7,570** | **2,460** | **339** | **2,120** |
| 92531580 | MW-50_20210406 | MW-50 | 04/06/2021 | <5 | **701** | <2.5 | <2.5 | <2.5 | <2.5 | <5 | <2.5 | <5 | <2.5 | <2.5 | <2.5 | **114** | **4.0** | <10 | <2.5 | <10 | **46.9** | **14.1** | <2.5 | <2.5 | <2.5 | **290** | <2.5 | <5 | **89.2** | <2.5 | <5 | **885** | **563** | **322** | **6,130** | **2,170** | **263** | **8,303** |
| 92536428 | MW-50_20210503 | MW-50 | 05/03/2021 | <5 | **1,250** | <5 | <5 | <5 | <5 | <10 | <5 | <10 | <5 | <5 | <5 | **137** | **57.1** | <20 | <5 | **44.2** | **38.1** | **32** | <5 | <5 | <5 | **1,310** | <5 | <10 | **171** | <5 | <10 | **1,536** | **1,010** | **526** | **13,500** | **4,060** | **491** | **17,500** |
| 92541703 | MW-50_20210601 | MW-50 | 06/01/2021 | <5 | **349** | <2 | <2 | <2 | <2 | <4 | <2 | <4 | <2 | <2 | <2 | **36.3** | **12.6** | <8 | <2 | <8 | **11.4** | **22** | <2 | <2 | <2 | **385** | <2 | <4 | **103** | <2 | <4 | **881** | **568** | **313** | **4,590** | **2,200** | **327** | **6,800** |
| 92547899 | MW-50_20210706 | MW-50 | 07/06/2021 | <5 | **343** | <2 | <2 | <2 | <2 | <4 | <2 | <4 | <2 | <2 | <2 | **18.8** | **31.5** | <8 | **5.1** | <8 | **4.6** | **27.5** | **8.0** | <2 | <2 | **286** | <2 | <4 | **126** | **32.5** | <4 | **1,043** | **662** | **381** | **5,210** | **2,550** | **421** | **8,180** |
| 92553185 | MW-50_20210803 | MW-50 | 08/03/2021 | <5 | **193** | <1 | <1 | <1 | <1 | <2 | <1 | <2 | <1 | <1 | <1 | **11.2** | **18.3** | <4 | **2** | <4 | **2.6** | **9.1** | <1 | <1 | <1 | **218** | <1 | <2 | **43.6** | <1 | <2 | **438** | **273** | **165** | **4,260** | **1,120** | **178** | **5,550** |
| 92558740 | MW-50_20210831 | MW-50 | 08/31/2021 | <5 | **70.5** | <0.5 | <0.5 | <0.5 | <0.5 | <1 | <0.5 | <1 | <0.5 | <0.5 | <0.5 | **5.8** | **13.2** | <2 | **1.1** | <2 | **1.4** | **5.4** | **2.1** | <0.5 | <0.5 | **170** | <0.5 | <1 | **25.1** | **6.8** | <1 | **222** | **136** | **85.8** | **1,720** | **517** | **80.3** | **2,320** |
| 92564678 | MW-50_20211004 | MW-50 | 10/04/2021 | <5.0 | **62** | <1 | <1 | <1 | <1 | <1 | <1 | <1.2 | <1 | <1 | <1 | **15** | **10** | <1.2 | **0.34J** | <10 | **1.4** | **2.4** | **0.48J** | <1 | <1 | **100** | <1 | <1 | **11** | **4.3** | <1 | **178** | **95** | **83** | **590** | <200 | <200 | NA |
| 92570178 | MW-50_20211102 | MW-50 | 11/02/2021 | <5 | **234** | <1.2 | <1.2 | <1.2 | <1.2 | <2.5 | <1.2 | <2.5 | <1.2 | <1.2 | <1.2 | **16.9** | **20.7** | <5 | **1.5** | <5 | **1.4** | **12.0** | **2.4** | <1.2 | <1.2 | **259** | <1.2 | <2.5 | **44.5** | **13.8** | <2.5 | **477** | **276** | **201** | **3,260** | **1,090** | **174** | **4,520** |
| 92570178 | DUP-1-20211102 | MW-50 | 11/02/2021 | <5 | **235** | <1.2 | <1.2 | <1.2 | <1.2 | <2.5 | <1.2 | <2.5 | <1.2 | <1.2 | <1.2 | **17.2** | **22.0** | <5 | **1.6** | <5 | **1.3** | **13.4** | **2.5** | <1.2 | <1.2 | **270** | <1.2 | <2.5 | **47.6** | **14.4** | <2.5 | **494** | **287** | **207** | **3,720** | **1,150** | **187** | **5,060** |
| 92574905 | MW-50_20211130 | MW-50 | 11/30/2021 | <5 | **812** | <5 | <5 | <5 | <5 | <10 | <5 | **10J** | <5 | <5 | <5 | **26** | **57.5** | <20 | **6.2** | <20 | <5 | **38** | <5 | <5 | <5 | **1,460** | <5 | <10 | **147** | <5 | <10 | **1,467** | **909** | **558** | **10,500** | **2,480** | **404** | **13,400** |
| 92574905 | DUP-2-20211130 | MW-50 | 11/30/2021 | <5 | **774** | <5 | <5 | <5 | <5 | <10 | <5 | **9.6J** | <5 | <5 | <5 | **25.6** | **50** | <20 | **6.2** | <20 | <5 | **38.1** | <5 | <5 | <5 | **1,270** | <5 | <10 | **140** | <5 | <10 | **1,366** | **835** | **531** | **11,200** | **2,620** | **418** | **14,300** |
| 92580645<br>92580644 | MW-50_20220103 | MW-50 | 01/03/2022 | **0.19J** | **883** | <5 | <5 | <5 | <5 | <10 | <5 | <10 | <5 | <5 | <5 | **33.5** | **48.9** | <20 | **4.2J** | <20 | <5 | **32.7** | **9.1** | <5 | <5 | **1,380** | <5 | <10 | **131** | **34.6** | <10 | **1,413** | **853** | **560** | **10,500** | **2,240** | **298** | **13,000** |
| 92496817 | MW-51_20200922 | MW-51 | 09/22/2020 | <5 | **1.4** | <0.5 | **3.8** | <0.5 | <0.5 | <1 | **26.1** | <1 | <0.5 | **1.3** | <0.5 | <0.5 | **0.84** | <2 | <0.5 | <2 | <0.5 | <2 | <0.5 | <0.5 | <0.5 | **6.9** | <0.5 | <1 | **0.78** | <0.5 | <1 | **9.3** | **3.6** | **5.7** | <100 | <100 | <100 | <100 |
| 92499587 | MW-51_20201007 | MW-51 | 10/07/2020 | <5 | **1.4** | <0.5 | **1.6** | <0.5 | <0.5 | <1 | **19.3** | <1 | <0.5 | <0.5 | <0.5 | <0.5 | **0.71** | <2 | <0.5 | <2 | <0.5 | <2 | <0.5 | <0.5 | <0.5 | **4.2** | <0.5 | <1 | **0.6** | <0.5 | <1 | **4.5** | **2.5** | **2** | <100 | <100 | <100 | <100 |
| 92499587 | Dup-1-20201007 | MW-51 | 10/07/2020 | <5 | **1.6** | <0.5 | **1.6** | <0.5 | <0.5 | <1 | **19.2** | <1 | <0.5 | <0.5 | <0.5 | <0.5 | **0.72** | <2 | <0.5 | <2 | <0.5 | <2 | <0.5 | <0.5 | <0.5 | **4.8** | <0.5 | <1 | **0.7** | <0.5 | <1 | **4.8** | **2.6** | **2.2** | <100 | <100 | <100 | <100 |
| 92501615 | MW-51_20201021 | MW-51 | 10/21/2020 | **5.1** | **0.52** | <0.5 | **0.95** | <0.5 | <0.5 | <1 | **13.4** | <1 | <0.5 | <0.5 | <0.5 | <0.5 | <0.5 | <2 | <0.5 | <2 | <0.5 | <2 | <0.5 | <0.5 | <0.5 | <0.5 | <0.5 | <1 | <0.5 | <0.5 | <1 | <1.5 | <1 | <0.5 | <100 | <100 | <100 | <100 |
| 92501615 | DUP-1-20201021 | MW-51 | 10/21/2020 | <5 | **0.5** | <0.5 | **0.92** | <0.5 | <0.5 | <1 | **13** | <1 | <0.5 | <0.5 | <0.5 | <0.5 | <0.5 | <2 | <0.5 | <2 | <0.5 | <2 | <0.5 | <0.5 | <0.5 | <0.5 | <0.5 | <1 | <0.5 | <0.5 | <1 | <1.5 | <1 | <0.5 | <100 | <100 | <100 | <100 |
| 92509251 | MW-51_20201202 | MW-51 | 12/02/2020 | <5 | <0.5 | <0.5 | **0.55** | <0.5 | <0.5 | <1 | **6.5** | <1 | <0.5 | <0.5 | <0.5 | <0.5 | <0.5 | <2 | <0.5 | <2 | <0.5 | <2 | <0.5 | <0.5 | <0.5 | <0.5 | <0.5 | <1 | <0.5 | <0.5 | <1 | <1.5 | <1 | <0.5 | <100 | <100 | <100 | <100 |
| 92514892 | MW-51_20210105 | MW-51 | 01/05/2021 | **141** | <0.5 | <0.5 | <0.5 | <0.5 | <0.5 | <1 | **5.3** | <1 | <0.5 | <0.5 | <0.5 | <0.5 | <0.5 | <2 | <0.5 | <2 | <0.5 | <2 | <0.5 | <0.5 | <0.5 | <0.5 | <0.5 | <1 | <0.5 | <0.5 | <1 | <1.5 | <1 | <0.5 | <100 | <100 | <100 | <100 |
| 92522126 | MW-51_20210212 | MW-51 | 02/12/2021 | <5 | <0.5 | <0.5 | <0.5 | <0.5 | <0.5 | <1 | **2.6** | <1 | <0.5 | <0.5 | <0.5 | <0.5 | <0.5 | <2 | <0.5 | <2 | <0.5 | <2 | <0.5 | <0.5 | <0.5 | <0.5 | <0.5 | <1 | <0.5 | <0.5 | <1 | <1.5 | <1 | <0.5 | <100 | <100 | <100 | <100 |
| 92527474 | MW-51_20210312 | MW-51 | 03/12/2021 | <5 | <0.5 | <0.5 | <0.5 | <0.5 | <0.5 | <1 | **2.3** | <1 | <0.5 | <0.5 | <0.5 | <0.5 | <0.5 | <2 | <0.5 | <2 | <0.5 | <2 | <0.5 | <0.5 | <0.5 | <0.5 | <0.5 | <1 | <0.5 | <0.5 | <1 | <1.5 | <1 | <0.5 | <50 | <50 | <50 | <50 |
| 92531580 | MW-51_20210406 | MW-51 | 04/06/2021 | <5 | <0.5 | <0.5 | <0.5 | <0.5 | <0.5 | <1 | **1.6** | <1 | <0.5 | <0.5 | <0.5 | <0.5 | <0.5 | <2 | <0.5 | <2 | <0.5 | <2 | <0.5 | <0.5 | <0.5 | <0.5 | <0.5 | <1 | <0.5 | <0.5 | <1 | <1.5 | <1 | <0.5 | <50 | <50 | <50 | <50 |
| 92536726 | MW-51_20210504 | MW-51 | 05/04/2021 | <5 | <0.5 | <0.5 | <0.5 | <0.5 | <0.5 | <1 | **1.5** | <1 | <0.5 | <0.5 | <0.5 | <0.5 | <0.5 | <2 | <0.5 | <2 | <0.5 | <2 | <0.5 | <0.5 | <0.5 | <0.5 | <0.5 | <1 | <0.5 | <0.5 | <1 | <1.5 | <1 | <0.5 | <50 | <50 | <50 | <50 |
| 92541703 | MW-51_20210601 | MW-51 | 06/01/2021 | <5 | <0.5 | <0.5 | <0.5 | <0.5 | <0.5 | <1 | **1.1** | <1 | <0.5 | <0.5 | <0.5 | <0.5 | <0.5 | <2 | <0.5 | <2 | <0.5 | <2 | <0.5 | <0.5 | <0.5 | <0.5 | <0.5 | <1 | <0.5 | <0.5 | <1 | <1.5 | <1 | <0.5 | <50 | <50 | <50 | <50 |
| 92547899 | MW-51_20210706 | MW-51 | 07/06/2021 | <5 | <0.5 | <0.5 | <0.5 | <0.5 | <0.5 | <1 | **0.90** | <1 | <0.5 | <0.5 | <0.5 | <0.5 | <0.5 | <2 | <0.5 | <2 | <0.5 | <2 | <0.5 | <0.5 | <0.5 | <0.5 | <0.5 | <1 | <0.5 | <0.5 | <1 | <1.5 | <1 | <0.5 | <50 | <50 | <50 | <50 |
| 92553065 | MW-51_20210802 | MW-51 | 08/02/2021 | <5 | <0.5 | <0.5 | <0.5 | <0.5 | <0.5 | <1 | **0.54** | <1 | <0.5 | <0.5 | <0.5 | <0.5 | <0.5 | <2 | <0.5 | <2 | <0.5 | <2 | <0.5 | <0.5 | <0.5 | <0.5 | <0.5 | <1 | <0.5 | <0.5 | <1 | <1.5 | <1 | <0.5 | <50 | <50 | <50 | <50 |
| 92553065 | DUP-2-20210802 | MW-51 | 08/02/2021 | <5 | <0.5 | <0.5 | <0.5 | <0.5 | <0.5 | <1 | **0.51** | <1 | <0.5 | <0.5 | <0.5 | <0.5 | <0.5 | <2 | <0.5 | <2 | <0.5 | <2 | <0.5 | <0.5 | <0.5 | <0.5 | <0.5 | <1 | <0.5 | <0.5 | <1 | <1.5 | <1 | <0.5 | <50 | <50 | <50 | <50 |
| 92558446 | MW-51_20210830 | MW-51 | 08/30/2021 | <5 | <0.5 | <0.5 | <0.5 | <0.5 | <0.5 | <1 | <0.5 | <1 | <0.5 | <0.5 | <0.5 | <0.5 | <0.5 | <2 | <0.5 | <2 | <0.5 | <2 | <0.5 | <0.5 | <0.5 | <0.5 | <0.5 | <1 | <0.5 | <0.5 | <1 | <1 | <1 | <0.5 | <50 | <50 | <50 | <50 |
| 92558446 | DUP-1-20210830 | MW-51 | 08/30/2021 | <5 | <0.5 | <0.5 | <0.5 | <0.5 | <0.5 | <1 | <0.5 | <1 | <0.5 | <0.5 | <0.5 | <0.5 | <0.5 | <2 | <0.5 | <2 | <0.5 | <2 | <0.5 | <0.5 | <0.5 | <0.5 | <0.5 | <1 | <0.5 | <0.5 | <1 | <1 | <1 | <0.5 | <50 | <50 | <50 | <50 |
| 92564488 | MW-51_20211001 | MW-51 | 10/01/2021 | <5.0 | <0.5 | <0.5 | <0.5 | <0.5 | <0.5 | <0.5 | <0.5 | <0.60 | <0.5 | <0.5 | <0.5 | <0.5 | <0.5 | <0.6 | <0.5 | <5 | <0.5 | <0.5 | <0.5 | <0.5 | <0.5 | <0.5 | <0.5 | <0.5 | <0.5 | <0.5 | <0.5 | <0.5 | <1.5 | <1 | <0.5 | <100 | <100 | <100 | NA |
| 92569882 | MW-51_20211101 | MW-51 | 11/01/2021 | **5.1** | <0.5 | <0.5 | <0.5 | <0.5 | <0.5 | <1 | <0.5 | <1 | <0.5 | <0.5 | <0.5 | <0.5 | <0.5 | <2 | <0.5 | <2 | <0.5 | <2 | <0.5 | <0.5 | <0.5 | <0.5 | <0.5 | <1 | <0.5 | <0.5 | <1 | <1.5 | <1 | <0.5 | <50 | <50 | <50 | <50 |
| 92574905 | MW-51_20211130 | MW-51 | 11/30/2021 | **13.4** | <0.5 | <0.5 | <0.5 | <0.5 | <0.5 | <1 | <0.5 | <1 | <0.5 | <0.5 | <0.5 | <0.5 | <0.5 | <2 | <0.5 | <2 | <0.5 | <2 | <0.5 | <0.5 | <0.5 | <0.5 | <0.5 | <1 | <0.5 | <0.5 | <1 | <1.5 | <1 | <0.5 | <50 | <50 | <50 | <50 |
| 92580645<br>92580644 | MW-51_20220103 | MW-51 | 01/03/2022 | **2.3J** | <0.5 | <0.5 | <0.5 | <0.5 | <0.5 | <1 | <0.5 | <1 | <0.5 | <0.5 | <0.5 | <0.5 | <0.5 | <2 | <0.5 | <2 | <0.5 | <2 | <0.5 | <0.5 | <0.5 | <0.5 | <0.5 | <1 | <0.5 | <0.5 | <1 | <1.5 | <1 | <0.5 | <50 | <50 | <50 | <50 |
| 92580645<br>92580644 | DUP-2-20220103 | MW-51 | 01/03/2022 | **1.9J** | <0.5 | <0.5 | <0.5 | <0.5 | <0.5 | <1 | <0.5 | <1 | <0.5 | <0.5 | <0.5 | <0.5 | <0.5 | <2 | <0.5 | <2 | <0.5 | <2 | <0.5 | <0.5 | <0.5 | <0.5 | <0.5 | <1 | <0.5 | <0.5 | <1 | <1.5 | <1 | <0.5 | <50 | <50 | <50 | <50 |
| 92497774 | MW-52_20200928 | MW-52 | 09/28/2020 | **20.3** | **8.9** | <0.5 | **0.76** | <0.5 | <0.5 | <1 | **6.3** | <1 | <0.5 | <0.5 | <0.5 | **5.7** | **1** | <2 | <0.5 | <2 | **1.6** | <2 | <0.5 | <0.5 | <0.5 | **19.9** | <0.5 | <1 | <0.5 | <0.5 | <1 | **4.3** | **2.7** | **1.6** | <100 | <100 | <100 | **171** |
| 92501960 | MW-52_20201023 | MW-52 | 10/23/2020 | <5 | **31** | <0.5 | <0.5 | <0.5 | <0.5 | <1 | **1.8** | <1 | <0.5 | <0.5 | <0.5 | **26.7** | **3.5** | <2 | <0.5 | <2 | **7.3** | <2 | <0.5 | <0.5 | <0.5 | **80.2** | <0.5 | <1 | **0.59** | <0.5 | <1 | **13.2** | **7.2** | **6** | **281** | <100 | <100 | **341** |
| 92508881 | MW-52_20201201 | MW-52 | 12/01/2020 | **16.4** | **40.5** | <0.5 | <0.5 | <0.5 | <0.5 | <1 | **0.53** | <1 | <0.5 | <0.5 | <0.5 | **33.3** | **4.6** | <2 | <0.5 | <2 | **8.8** | <2 | <0.5 | <0.5 | <0.5 | **69.6** | <0.5 | <1 | **1.2** | <0.5 | <1 | **22.6** | **12.7** | **9.9** | **296** | <100 | <100 | **365** |
| 92514898 | MW-52_20210105 | MW-52 | 01/05/2021 | **14.1** | **142** | <1 | <1 | <1 | <1 | <2 | <1 | <2 | <1 | <1 | <1 | **50.3** | **12.8** | <4 | <1 | <4 | **13.2** | <4 | <1 | <1 | <1 | **233** | <1 | <2 | **7.1** | <1 | <2 | **79.8** | **50.2** | **29.6** | **899** | **204** | <100 | **1,150** |
| 92521871 | MW-52_20210211 | MW-52 | 02/11/2021 | <5 | **33.2** | <0.5 | <0.5 | <0.5 | <0.5 | <1 | **0.59** | <1 | <0.5 | <0.5 | <0.5 | **29.8** | <0.5 | <2 | <0.5 | <2 | **7.7** | <2 | <0.5 | <0.5 | <0.5 | **2.9** | <0.5 | <1 | **1.7** | <0.5 | <1 | **17.2** | **8.3** | **8.9** | **227** | <100 | <100 | **293** |

**Table 5A**
**Summary of Monitoring Well Sampling Results**

Colonial Pipeline Company
2020-L1-SR2448
Huntersville, North Carolina

| Lab Report Number | Sample ID | Well ID | Sample Date | Metals (µg/L) | VOCs (µg/L) | | | | | | | | | | | | | | | | | | | | | | | | | | | | MADEP VPH (µg/L) | | | |
|---|---|---|---|---|---|---|---|---|---|---|---|---|---|---|---|---|---|---|---|---|---|---|---|---|---|---|---|---|---|---|---|---|---|---|---|---|
| | | | | Lead | Benzene | Bromochloromethane | Bromodichloromethane | n-Butylbenzene | sec-Butylbenzene | Chloroethane | Chloroform | Chloromethane | 2-Chlorotoluene | Dibromochloromethane | 1,2-Dichloroethane | Diisopropyl ether | Ethylbenzene | Hexachloro-1,3-butadiene | Isopropylbenzene (Cumene) | Methylene Chloride | Methyl-tert-butyl ether | Naphthalene | n-Propylbenzene | Styrene | Tetrachloroethene | Toluene | Trichloroethene | Trichlorofluoromethane | 1,2,4-Trimethylbenzene | 1,3,5-Trimethylbenzene | Vinyl chloride | Xylene (Total) | m&p-Xylene | o-Xylene | C5 - C8 Aliphatics | C9 - C12 Aliphatics | C9 - C10 Aromatics | VPH (Total) |
| **NCAC 2L Standards** | | | | **15** | **1** | **NE** | **0.6** | **70** | **70** | **3000** | **70** | **3** | **100** | **0.4** | **0.4** | **70** | **600** | **0.4** | **70** | **5** | **20** | **6** | **70** | **70** | **0.7** | **600** | **3** | **2000** | **400** | **400** | **0.03** | **500** | **500** | **500** | **400** | **700** | **200** | **NE** |
| **IMAC Standards** | | | | -- | -- | -- | -- | -- | -- | -- | -- | -- | -- | -- | -- | -- | -- | -- | -- | -- | -- | -- | -- | -- | -- | -- | -- | -- | -- | -- | -- | -- | -- | -- | -- | -- | -- |
| 92527327 | MW-52_20210311 | MW-52 | 03/11/2021 | <5 | **192** | <0.5 | <0.5 | <0.5 | <0.5 | <1 | <0.5 | <1 | <0.5 | <0.5 | <0.5 | **55.8** | **1.9** | <2 | **0.55** | <2 | **13.7** | <2 | <0.5 | <0.5 | <0.5 | **36.8** | <0.5 | <1 | **11.1** | <0.5 | <1 | **108.8** | **64.8** | **44** | **1,240** | **222** | <50 | **200** |
| 92530256 | MW-52_20210407 | MW-52 | 04/07/2021 | <5 | **17.3** | <0.5 | <0.5 | <0.5 | <0.5 | <1 | **2.7** | <1 | <0.5 | <0.5 | <0.5 | **20** | <0.5 | <2 | <0.5 | <2 | **4.4** | <2 | <0.5 | <0.5 | <0.5 | **3.5** | <0.5 | <1 | <0.5 | <0.5 | <1 | **2.9** | **1.3** | **1.6** | **948** | <50 | <50 | **948** |
| 92537784 | MW-52_20210507 | MW-52 | 05/07/2021 | <5 | **144** | <0.5 | <0.5 | <0.5 | <0.5 | <1 | **1.2** | <1 | <0.5 | <0.5 | <0.5 | **26.7** | <0.5 | <2 | **0.43J** | <2 | **3.5** | **0.88J** | <0.5 | <0.5 | <0.5 | **23.1** | <0.5 | <1 | **3.1** | <0.5 | <1 | **52.6** | **20.4** | **32.2** | **1,090** | **133** | <50 | **1,230** |
| 92542375 | MW-52_20210603 | MW-52 | 06/03/2021 | <5 | **68.4** | <0.5 | <0.5 | <0.5 | <0.5 | <1 | **2.4** | <1 | <0.5 | <0.5 | <0.5 | **14.2** | <0.5 | <2 | <0.5 | <2 | <0.5 | <2 | <0.5 | <0.5 | <0.5 | **7.6** | <0.5 | <1 | **1.6** | <0.5 | <1 | **20.3** | **6.4** | **13.9** | **503** | <50 | <50 | **553** |
| 92548787 | MW-52_20210709 | MW-52 | 07/09/2021 | <5 | **197** | <0.5 | <0.5 | <0.5 | <0.5 | <1 | **0.92** | <1 | <0.5 | <0.5 | <0.5 | **35.7** | **0.42J** | <2 | **0.57** | <2 | **5.3** | **2.5** | **0.37J** | <0.5 | <0.5 | **8.0** | <0.5 | <1 | **3.1** | **1.3** | <1 | **29.8** | **9.6** | **20.2** | **1,220** | **71.6** | <50 | **1,310** |
| 92554137 | MW-52_20210805 | MW-52 | 08/05/2021 | <5 | **476** | <2 | <2 | <2 | <2 | <4 | **1.8J** | <4 | <2 | <2 | <2 | **72.2** | **3.2J** | <8 | <2 | <8 | **10.4** | **6.8J** | <2 | <2 | <2 | **63.4** | <2 | <4 | **7.9** | <2 | <4 | **117.9** | **41.1** | **76.8** | **4,110** | **341** | **64.8** | **4,520** |
| 92559360 | MW-52_20210902 | MW-52 | 09/02/2021 | <5 | **1,080** | <5 | <5 | <5 | <5 | <10 | <5 | <10 | <5 | <5 | <5 | **137** | **6.8J** | <20 | <5 | <20 | **24.8** | **21.3** | <5 | <5 | <5 | **151** | <5 | <10 | <5 | **10.2** | <10 | **244.6** | **57.6** | **187** | **7,510** | **656** | <200 | **8,260** |
| 92564084 | MW-52_20210929 | MW-52 | 09/29/2021 | <5.0 | **1,100** | <12 | <12 | <12 | <12 | <12 | <12 | <50 | <12 | <12 | <12 | **140** | **3.2J** | <15 | **4.5J** | <120 | **27** | **20** | <12 | <12 | <12 | **110** | <12 | <12 | <12 | **8.0J** | <12 | **265** | **15J** | **250** | **4,100** | <500 | **510** | NA |
| 92571040 | MW-52_20211105 | MW-52 | 11/05/2021 | <5 | **1,050** | <5 | <5 | <5 | <5 | <10 | <5 | <10 | <5 | <5 | <5 | **125** | <5 | <20 | <5 | <20 | **25.1** | **25.5** | <5 | <5 | <5 | **68.3** | <5 | <10 | **23.1** | <5 | <10 | **269.2** | **68.2** | **201** | **6,630** | **563** | <125 | **7,310** |
| 92575770 | MW-52_20211203 | MW-52 | 12/03/2021 | <5 | **1,850** | <5 | <5 | <5 | <5 | <10 | <5 | <10 | <5 | <5 | <5 | **341** | **4.4J** | <20 | **4.2J** | <20 | **72.4** | **32.6** | <5 | <5 | <5 | **215** | <5 | <10 | **10.1** | **11.5** | <10 | **416.5** | **41.5** | **375** | **6,080** | **405** | <125 | **6,550** |
| 92575770 | DUP-1-20211203 | MW-52 | 12/03/2021 | <5 | **14.1** | <0.5 | <0.5 | <0.5 | <0.5 | <1 | <0.5 | <1 | <0.5 | <0.5 | <0.5 | **5.6** | **1.7** | <2 | <0.5 | <2 | **2.4** | <2 | <0.5 | <0.5 | <0.5 | **23.8** | <0.5 | <1 | **0.88** | <0.5 | <1 | **10.2** | **6.7** | **3.5** | **146** | <50 | <50 | **170** |
| 92583376 | MW-52_20220106 | MW-52 | 01/06/2022 | <5 | **501** | <2.5 | <2.5 | <2.5 | <2.5 | <5 | <2.5 | <5 | <2.5 | <2.5 | <2.5 | **120** | <2.5 | <10 | <2.5 | <10 | **24.2** | **3.7J** | <2.5 | <2.5 | <2.5 | **49.7** | <2.5 | <5 | <2.5 | **3.3** | <5 | **93.8** | **13.5** | **80.3** | **4,730** | **227** | <50 | **4,990** |
| 92499057 | MW-53_20201006 | MW-53 | 10/06/2020 | **37.6** | <0.5 | <0.5 | **2** | <0.5 | <0.5 | <1 | **22.9** | <1 | <0.5 | <0.5 | <0.5 | <0.5 | <0.5 | <2 | <0.5 | <2 | <0.5 | <2 | <0.5 | <0.5 | <0.5 | **0.72** | <0.5 | <1 | <0.5 | <0.5 | <1 | <1.5 | <1 | <0.5 | <100 | <100 | <100 | <100 |
| 92501860 | MW-53_20201022 | MW-53 | 10/22/2020 | <5 | <0.5 | <0.5 | <0.5 | <0.5 | <0.5 | <1 | **6.4** | <1 | <0.5 | <0.5 | <0.5 | <0.5 | <0.5 | <2 | <0.5 | <2 | <0.5 | <2 | <0.5 | <0.5 | <0.5 | <0.5 | <0.5 | <1 | <0.5 | <0.5 | <1 | <1.5 | <1 | <0.5 | <100 | <100 | <100 | <100 |
| 92509560 | MW-53_20201203 | MW-53 | 12/03/2020 | **23.6** | <0.5 | <0.5 | <0.5 | <0.5 | <0.5 | <1 | **2.9** | <1 | <0.5 | <0.5 | <0.5 | <0.5 | <0.5 | <2 | <0.5 | <2 | <0.5 | <2 | <0.5 | <0.5 | <0.5 | <0.5 | <0.5 | <1 | <0.5 | <0.5 | <1 | <1.5 | <1 | <0.5 | <100 | <100 | <100 | <100 |
| 92509560 | Dup-1-20201203 | MW-53 | 12/03/2020 | **32.9** | <0.5 | <0.5 | <0.5 | <0.5 | <0.5 | <1 | **2.8** | <1 | <0.5 | <0.5 | <0.5 | <0.5 | <0.5 | <2 | <0.5 | <2 | <0.5 | <2 | <0.5 | <0.5 | <0.5 | <0.5 | <0.5 | <1 | <0.5 | <0.5 | <1 | <1.5 | <1 | <0.5 | <100 | <100 | <100 | <100 |
| 92515544 | MW-53_20210107 | MW-53 | 01/07/2021 | **123** | <0.5 | <0.5 | <0.5 | <0.5 | <0.5 | <1 | **0.97** | <1 | <0.5 | <0.5 | <0.5 | <0.5 | <0.5 | <2 | <0.5 | <2 | <0.5 | <2 | <0.5 | <0.5 | <0.5 | <0.5 | <0.5 | <1 | <0.5 | <0.5 | <1 | <1.5 | <1 | <0.5 | <100 | <100 | <100 | <100 |
| 92521555 | MW-53_20210210 | MW-53 | 02/10/2021 | <5 | <0.5 | <0.5 | <0.5 | <0.5 | <0.5 | <1 | **0.61** | <1 | <0.5 | <0.5 | <0.5 | <0.5 | <0.5 | <2 | <0.5 | <2 | <0.5 | <2 | <0.5 | <0.5 | <0.5 | <0.5 | <0.5 | <1 | <0.5 | <0.5 | <1 | <1.5 | <1 | <0.5 | <100 | <100 | <100 | <100 |
| 92526977 | MW-53_20210310 | MW-53 | 03/10/2021 | <5 | <0.5 | <0.5 | <0.5 | <0.5 | <0.5 | <1 | **0.60** | <1 | <0.5 | <0.5 | <0.5 | <0.5 | <0.5 | <2 | <0.5 | <2 | <0.5 | <2 | <0.5 | <0.5 | <0.5 | <0.5 | <0.5 | <1 | <0.5 | <0.5 | <1 | <1.5 | <1 | <0.5 | **1,330** | **440** | <100 | **1,860** |
| 92532417 | MW-53_20210408 | MW-53 | 04/08/2021 | <5 | <0.5 | <0.5 | <0.5 | <0.5 | <0.5 | <1 | <0.5 | <1 | <0.5 | <0.5 | <0.5 | <0.5 | <0.5 | <2 | <0.5 | <2 | <0.5 | <2 | <0.5 | <0.5 | <0.5 | <0.5 | <0.5 | <1 | <0.5 | <0.5 | <1 | <1.5 | <1 | <0.5 | <50 | <50 | <50 | <50 |
| 92537489 | MW-53_20210506 | MW-53 | 05/06/2021 | <5 | <0.5 | <0.5 | <0.5 | <0.5 | <0.5 | <1 | **0.42J** | <1 | <0.5 | <0.5 | <0.5 | <0.5 | <0.5 | <2 | <0.5 | <2 | <0.5 | <2 | <0.5 | <0.5 | <0.5 | <0.5 | <0.5 | <1 | <0.5 | <0.5 | <1 | <1.5 | <1 | <0.5 | <50 | <50 | <50 | <50 |
| 92537489 | DUP-1-20210506 | MW-53 | 05/06/2021 | <5 | <0.5 | <0.5 | <0.5 | <0.5 | <0.5 | <1 | **0.43J** | <1 | <0.5 | <0.5 | <0.5 | <0.5 | <0.5 | <2 | <0.5 | <2 | <0.5 | <2 | <0.5 | <0.5 | <0.5 | <0.5 | <0.5 | <1 | <0.5 | <0.5 | <1 | <1.5 | <1 | <0.5 | <50 | <50 | <50 | <50 |
| 92542611 | MW-53_20210604 | MW-53 | 06/04/2021 | <5 | **10.7** | <0.5 | <0.5 | <0.5 | <0.5 | <1 | **0.44J** | <1 | <0.5 | <0.5 | <0.5 | **0.66** | <2 | <0.5 | <2 | <0.5 | <0.5 | <2 | <0.5 | <0.5 | <0.5 | **50.2** | <0.5 | <1 | **1.4** | <0.5 | <1 | **35.8** | **22.1** | **13.7** | **330** | **100** | <50 | **430** |
| 92548527 | MW-53_20210708 | MW-53 | 07/08/2021 | <5 | <0.5 | <0.5 | <0.5 | <0.5 | <0.5 | <1 | <0.5 | <1 | <0.5 | <0.5 | <0.5 | <0.5 | <0.5 | <2 | <0.5 | <2 | <0.5 | <2 | <0.5 | <0.5 | <0.5 | <0.5 | <0.5 | <1 | <0.5 | <0.5 | <1 | <1.5 | <1 | <0.5 | <50 | <50 | <50 | <50 |
| 92554137 | MW-53_20210805 | MW-53 | 08/05/2021 | <5 | <0.5 | <0.5 | <0.5 | <0.5 | <0.5 | <1 | **0.42J** | <1 | <0.5 | <0.5 | <0.5 | <0.5 | <0.5 | <2 | <0.5 | <2 | <0.5 | <2 | <0.5 | <0.5 | <0.5 | <0.5 | <0.5 | <1 | <0.5 | <0.5 | <1 | <1.5 | <1 | <0.5 | <50 | <50 | <50 | <50 |
| 92554137 | DUP-2-20210805 | MW-53 | 08/05/2021 | <5 | <0.5 | <0.5 | <0.5 | <0.5 | <0.5 | <1 | <0.5 | <1 | <0.5 | <0.5 | <0.5 | <0.5 | <0.5 | <2 | <0.5 | <2 | <0.5 | <2 | <0.5 | <0.5 | <0.5 | <0.5 | <0.5 | <1 | <0.5 | <0.5 | <1 | <1.5 | <1 | <0.5 | <50 | <50 | <50 | <50 |
| 92559360 | MW-53_20210902 | MW-53 | 09/02/2021 | <5 | <0.5 | <0.5 | <0.5 | <0.5 | <0.5 | <1 | **0.36J** | <1 | <0.5 | <0.5 | <0.5 | <0.5 | <0.5 | <2 | <0.5 | <2 | <0.5 | <2 | <0.5 | <0.5 | <0.5 | <0.5 | <0.5 | <1 | <0.5 | <0.5 | <1 | <1.5 | <1 | <0.5 | <50 | <50 | <50 | <50 |
| 92563804 | MW-53_20210928 | MW-53 | 09/28/2021 | <5 | <0.5 | <0.5 | <0.5 | <0.5 | <0.5 | <0.5 | **0.27J** | <0.6 | <0.5 | <0.5 | <0.5 | <0.5 | <0.5 | <0.6 | <0.5 | <5 | <0.5 | <0.5 | <0.5 | <0.5 | <0.5 | <0.5 | <0.5 | <0.5 | <0.5 | <0.5 | <0.5 | <1.5 | <1 | <0.5 | <100 | <100 | <100 | NA |
| 92563804 | DUP-1-20210928 | MW-53 | 09/28/2021 | <5 | <0.5 | <0.5 | <0.5 | <0.5 | <0.5 | <0.5 | **0.27J** | <0.6 | <0.5 | <0.5 | <0.5 | <0.5 | <0.5 | <0.6 | <0.5 | <5 | <0.5 | <0.5 | <0.5 | <0.5 | <0.5 | <0.5 | <0.5 | <0.5 | <0.5 | <0.5 | <0.5 | <1.5 | <1 | <0.5 | <100 | <100 | <100 | NA |
| 92570483 | MW-53_20211103 | MW-53 | 11/03/2021 | <5 | <0.5 | <0.5 | <0.5 | <0.5 | <0.5 | <1 | <0.5 | <1 | <0.5 | <0.5 | <0.5 | <0.5 | <0.5 | <2 | <0.5 | <2 | <0.5 | <2 | <0.5 | <0.5 | <0.5 | <0.5 | <0.5 | <1 | <0.5 | <0.5 | <1 | <1.5 | <1 | <0.5 | <50 | <50 | <50 | <50 |
| 92575654 | MW-53_20211202 | MW-53 | 12/02/2021 | <5 | <0.5 | <0.5 | <0.5 | <0.5 | <0.5 | <1 | <0.5 | <1 | <0.5 | <0.5 | <0.5 | <0.5 | <0.5 | <2 | <0.5 | <2 | <0.5 | <2 | <0.5 | <0.5 | <0.5 | <0.5 | <0.5 | <1 | <0.5 | <0.5 | <1 | <1.5 | <1 | <0.5 | <50 | <50 | <50 | <50 |
| 92583209 | MW-53_20220105 | MW-53 | 01/05/2022 | <5 | <0.5 | <0.5 | <0.5 | <0.5 | <0.5 | <1 | <0.5 | <1 | <0.5 | <0.5 | <0.5 | <0.5 | <0.5 | <2 | <0.5 | <2 | <0.5 | <2 | <0.5 | <0.5 | <0.5 | <0.5 | <0.5 | <1 | <0.5 | <0.5 | <1 | <1.5 | <1 | <0.5 | <50 | <50 | <50 | <50 |
| 92499057 | MW-54_20201006 | MW-54 | 10/06/2020 | **8.2** | <0.5 | <0.5 | **3.0** | <0.5 | <0.5 | <1 | **28.2** | <1 | <0.5 | **0.75** | <0.5 | <0.5 | <0.5 | <2 | <0.5 | <2 | <0.5 | <2 | <0.5 | <0.5 | <0.5 | <0.5 | <0.5 | <1 | <0.5 | <0.5 | <1 | <1.5 | <1 | <0.5 | <100 | <100 | <100 | <100 |
| 92501860 | MW-54_20201022 | MW-54 | 10/22/2020 | <5 | <0.5 | <0.5 | **0.65** | <0.5 | <0.5 | <1 | **9.4** | <1 | <0.5 | <0.5 | <0.5 | <0.5 | <0.5 | <2 | <0.5 | <2 | <0.5 | <2 | <0.5 | <0.5 | <0.5 | <0.5 | <0.5 | <1 | <0.5 | <0.5 | <1 | <1.5 | <1 | <0.5 | <100 | <100 | <100 | <100 |
| 92509560 | MW-54_20201203 | MW-54 | 12/03/2020 | **18.6** | <0.5 | <0.5 | <0.5 | <0.5 | <0.5 | <1 | **2.4** | <1 | <0.5 | <0.5 | <0.5 | <0.5 | <0.5 | <2 | <0.5 | <2 | <0.5 | <2 | <0.5 | <0.5 | <0.5 | <0.5 | <0.5 | <1 | <0.5 | <0.5 | <1 | <1.5 | <1 | <0.5 | <100 | <100 | <100 | <100 |
| 92509560 | Dup-2-20201203 | MW-54 | 12/03/2020 | **14.7** | <0.5 | <0.5 | <0.5 | <0.5 | <0.5 | <1 | **2.9** | <1 | <0.5 | <0.5 | <0.5 | <0.5 | <0.5 | <2 | <0.5 | <2 | <0.5 | <2 | <0.5 | <0.5 | <0.5 | <0.5 | <0.5 | <1 | <0.5 | <0.5 | <1 | <1.5 | <1 | <0.5 | <100 | <100 | <100 | <100 |
| 92515544 | MW-54_20210107 | MW-54 | 01/07/2021 | **29.1** | <0.5 | <0.5 | <0.5 | <0.5 | <0.5 | <1 | **1.5** | <1 | <0.5 | <0.5 | <0.5 | <0.5 | <0.5 | <2 | <0.5 | <2 | <0.5 | <2 | <0.5 | <0.5 | <0.5 | <0.5 | <0.5 | <1 | <0.5 | <0.5 | <1 | <1.5 | <1 | <0.5 | <100 | <100 | <100 | <100 |
| 92521555 | MW-54_20210210 | MW-54 | 02/10/2021 | <5 | <0.5 | <0.5 | <0.5 | <0.5 | <0.5 | <1 | **2.6** | <1 | <0.5 | <0.5 | <0.5 | <0.5 | <0.5 | <2 | <0.5 | <2 | <0.5 | <2 | <0.5 | <0.5 | <0.5 | <0.5 | <0.5 | <1 | <0.5 | <0.5 | <1 | <1.5 | <1 | <0.5 | <100 | <100 | <100 | <100 |
| 92527327 | MW-54_20210311 | MW-54 | 03/11/2021 | <5 | <0.5 | <0.5 | <0.5 | <0.5 | <0.5 | <1 | **1.9** | <1 | <0.5 | <0.5 | <0.5 | <0.5 | <0.5 | <2 | <0.5 | <2 | <0.5 | <2 | <0.5 | <0.5 | <0.5 | <0.5 | <0.5 | <1 | <0.5 | <0.5 | <1 | <1.5 | <1 | <0.5 | <50 | <50 | <50 | <50 |
| 92530256 | MW-54_20210407 | MW-54 | 04/07/2021 | <5 | **218** | <2.5 | <2.5 | <2.5 | <2.5 | <5 | <2.5 | <5 | <2.5 | <2.5 | <2.5 | **22** | **30.6** | <10 | <2.5 | <10 | <2.5 | <10 | <2.5 | <2.5 | <2.5 | **636** | <2.5 | <5 | **18.4** | <2.5 | <5 | **230.1** | **145** | **85.1** | **3,530** | **644** | <50 | **4,126** |
| 92537489 | MW-54_20210506 | MW-54 | 05/06/2021 | <5 | **521** | <2.5 | <2.5 | <2.5 | <2.5 | <5 | <2.5 | <5 | <2.5 | <2.5 | <2.5 | **96.5** | **6.9** | <10 | <2.5 | <10 | <2.5 | **7.9J** | <2.5 | <2.5 | <2.5 | **999** | <2.5 | <5 | **39.4** | <2.5 | <5 | **595** | **380** | **215** | **7,880** | **1,500** | **140** | **9,380** |
| 92542611 | MW-54_20210604 | MW-54 | 06/04/2021 | <5 | **551** | <5 | <5 | <5 | <5 | <10 | <5 | <10 | <5 | <5 | <5 | **89.8** | **25.2** | <20 | <5 | <20 | <5 | **8.1J** | <5 | <5 | <5 | **1,200** | <5 | <10 | **44** | <5 | <10 | **751** | **461** | **290** | **8,480** | **1,680** | **164** | **10,200** |
| 92554137 | MW-54_20210805 | MW-54 | 08/05/2021 | <5 | **984** | <5 | <5 | <5 | <5 | <10 | <5 | <10 | <5 | <5 | <5 | **149** | **98.4** | <20 | <5 | <20 | **7.7** | **9.6J** | <5 | <5 | <5 | **1,670** | <5 | <10 | **59.7** | <5 | <10 | **1,045** | **649** | **396** | **15,900** | **2,180** | **218** | **18,300** |
| 92499057 | MW-55_20201006 | MW-55 | 10/06/2020 | <5 | **99.7** | <0.5 | **0.92** | <0.5 | <0.5 | <1 | **6.9** | <1 | <0.5 | <0.5 | <0.5 | **48** | **6** | <2 | <0.5 | <2 | **19.6** | <2 | <0.5 | <0.5 | <0.5 | **154** | <0.5 | <1 | **1.8** | <0.5 | <1 | **44.9** | **24.5** | **20.4** | **455** | <100 | <100 | **566** |
| 92499057 | DUP-01-20201006 | MW-55 | 10/06/2020 | <5 | **102** | <0.5 | **0.91** | <0.5 | <0.5 | <1 | **6.8** | <1 | <0.5 | <0.5 | <0.5 | **48.9** | **6.1** | <2 | <0.5 | <2 | **19.7** | <2 | <0.5 | <0.5 | <0.5 | **157** | <0.5 | <1 | **1.9** | <0.5 | <1 | **46.2** | **25.2** | **21.0** | **496** | <100 | <100 | **614** |
| 92501960 | MW-55_20201023 | MW-55 | 10/23/2020 | <5 | **900** | <12.5 | <12.5 | <12.5 | <12.5 | <25 | <12.5 | <25 | <12.5 | <12.5 | <12.5 | **144** | **457** | <50 | **26.5** | <50 | <12.5 | **85.7** | <12.5 | <12.5 | <12.5 | **3,590** | <12.5 | <25 | **626** | <12.5 | <25 | **2,730** | **1,870** | **860** | **13,000** | **4,580** | **1,720** | **6,300** |

**Table 5A**
**Summary of Monitoring Well Sampling Results**

Colonial Pipeline Company
2020-L1-SR2448
Huntersville, North Carolina

| Lab Report Number | Sample ID | Well ID | Sample Date | Metals (µg/L) | VOCs (µg/L) | | | | | | | | | | | | | | | | | | | | | | | | | | | | | MADEP VPH (µg/L) | | | |
|---|---|---|---|---|---|---|---|---|---|---|---|---|---|---|---|---|---|---|---|---|---|---|---|---|---|---|---|---|---|---|---|---|---|---|---|---|---|
| | | | | Lead | Benzene | Bromochloromethane | Bromodichloromethane | n-Butylbenzene | sec-Butylbenzene | Chloroethane | Chloroform | Chloromethane | 2-Chlorotoluene | Dibromochloromethane | 1,2-Dichloroethane | Diisopropyl ether | Ethylbenzene | Hexachloro-1,3-butadiene | Isopropylbenzene (Cumene) | Methylene Chloride | Methyl-tert-butyl ether | Naphthalene | n-Propylbenzene | Styrene | Tetrachloroethene | Toluene | Trichloroethene | Trichlorofluoromethane | 1,2,4-Trimethylbenzene | 1,3,5-Trimethylbenzene | Vinyl chloride | Xylene (Total) | m&p-Xylene | o-Xylene | C5 - C8 Aliphatics | C9 - C12 Aliphatics | C9 - C10 Aromatics | VPH (Total) |
| **NCAC 2L Standards** | | | | **15** | **1** | **NE** | **0.6** | **70** | **70** | **3000** | **70** | **3** | **100** | **0.4** | **0.4** | **70** | **600** | **0.4** | **70** | **5** | **20** | **6** | **70** | **70** | **0.7** | **600** | **3** | **2000** | **400** | **400** | **0.03** | **500** | **500** | **500** | **400** | **700** | **200** | **NE** |
| **IMAC Standards** | | | | -- | -- | -- | -- | -- | -- | -- | -- | -- | -- | -- | -- | -- | -- | -- | -- | -- | -- | -- | -- | -- | -- | -- | -- | -- | -- | -- | -- | -- | -- | -- | -- | -- | -- |
| 92499057 | MW-56_20201006 | MW-56 | 10/06/2020 | <5 | <0.5 | <0.5 | <0.5 | <0.5 | <0.5 | <1 | <0.5 | <1 | <0.5 | <0.5 | <0.5 | <0.5 | <0.5 | <2 | <0.5 | <2 | <0.5 | <2 | <0.5 | <0.5 | <0.5 | **1.1** | <0.5 | <1 | <0.5 | <0.5 | <1 | <1.5 | <1 | <0.5 | <100 | <100 | <100 | <100 |
| 92501860 | MW-56_20201022 | MW-56 | 10/22/2020 | <5 | <0.5 | <0.5 | <0.5 | <0.5 | <0.5 | <1 | <0.5 | <1 | <0.5 | <0.5 | <0.5 | <0.5 | <0.5 | <2 | <0.5 | <2 | <0.5 | <2 | <0.5 | <0.5 | <0.5 | <0.5 | <0.5 | <1 | <0.5 | <0.5 | <1 | <1.5 | <1 | <0.5 | <100 | <100 | <100 | <100 |
| 92509560 | MW-56_20201203 | MW-56 | 12/03/2020 | **8.4** | <0.5 | <0.5 | <0.5 | <0.5 | <0.5 | <1 | <0.5 | <1 | <0.5 | <0.5 | <0.5 | <0.5 | <0.5 | <2 | <0.5 | <2 | <0.5 | <2 | <0.5 | <0.5 | <0.5 | <0.5 | <0.5 | <1 | <0.5 | <0.5 | <1 | <1.5 | <1 | <0.5 | <100 | <100 | <100 | <100 |
| 92515544 | MW-56_20210107 | MW-56 | 01/07/2021 | **8** | <0.5 | <0.5 | <0.5 | <0.5 | <0.5 | <1 | <0.5 | <1 | <0.5 | <0.5 | <0.5 | <0.5 | <0.5 | <2 | <0.5 | <2 | <0.5 | <2 | <0.5 | <0.5 | <0.5 | <0.5 | <0.5 | <1 | <0.5 | <0.5 | <1 | <1.5 | <1 | <0.5 | <100 | <100 | <100 | <100 |
| 92520901 | MW-56_20210208 | MW-56 | 02/08/2021 | <5 | <0.5 | <0.5 | <0.5 | <0.5 | <0.5 | <1 | <0.5 | <1 | <0.5 | <0.5 | <0.5 | <0.5 | <0.5 | <2 | <0.5 | <2 | <0.5 | <2 | <0.5 | <0.5 | <0.5 | <0.5 | <0.5 | <1 | <0.5 | <0.5 | <1 | <1.5 | <1 | <0.5 | <100 | <100 | <100 | <100 |
| 92526618 | MW-56_20210309 | MW-56 | 03/09/2021 | <5 | <0.5 | <0.5 | <0.5 | <0.5 | <0.5 | <1 | <0.5 | <1 | <0.5 | <0.5 | <0.5 | <0.5 | <0.5 | <2 | <0.5 | <2 | <0.5 | <2 | <0.5 | <0.5 | <0.5 | <0.5 | <0.5 | <1 | <0.5 | <0.5 | <1 | <1.5 | <1 | <0.5 | <100 | <100 | <100 | <100 |
| 92530256 | MW-56_20210407 | MW-56 | 04/07/2021 | <5 | <0.5 | <0.5 | <0.5 | <0.5 | <0.5 | <1 | <0.5 | <1 | <0.5 | <0.5 | <0.5 | <0.5 | <0.5 | <2 | <0.5 | <2 | <0.5 | <2 | <0.5 | <0.5 | <0.5 | <0.5 | <0.5 | <1 | <0.5 | <0.5 | <1 | <1.5 | <1 | <0.5 | <50 | <50 | <50 | <50 |
| 92537159 | MW-56_20210505 | MW-56 | 05/05/2021 | <5 | <0.5 | <0.5 | <0.5 | <0.5 | <0.5 | <1 | <0.5 | <1 | <0.5 | <0.5 | <0.5 | <0.5 | <0.5 | <2 | <0.5 | <2 | <0.5 | <2 | <0.5 | <0.5 | <0.5 | <0.5 | <0.5 | <1 | <0.5 | <0.5 | <1 | <1.5 | <1 | <0.5 | <50 | <50 | <50 | <50 |
| 92537159 | DUP-1-20210505 | MW-56 | 05/05/2021 | <5 | <0.5 | <0.5 | <0.5 | <0.5 | <0.5 | <1 | <0.5 | <1 | <0.5 | <0.5 | <0.5 | <0.5 | <0.5 | <2 | <0.5 | <2 | <0.5 | <2 | <0.5 | <0.5 | <0.5 | <0.5 | <0.5 | <1 | <0.5 | <0.5 | <1 | <1.5 | <1 | <0.5 | <50 | <50 | <50 | <50 |
| 92541993 | MW-56_20210602 | MW-56 | 06/02/2021 | <5 | <0.5 | <0.5 | <0.5 | <0.5 | <0.5 | <1 | <0.5 | <1 | <0.5 | <0.5 | <0.5 | <0.5 | <0.5 | <2 | <0.5 | <2 | <0.5 | <2 | <0.5 | <0.5 | <0.5 | <0.5 | <0.5 | <1 | <0.5 | <0.5 | <1 | <1.5 | <1 | <0.5 | <50 | <50 | <50 | <50 |
| 92548787 | MW-56_20210709 | MW-56 | 07/09/2021 | <5 | <0.5 | <0.5 | <0.5 | <0.5 | <0.5 | <1 | <0.5 | <1 | <0.5 | <0.5 | <0.5 | <0.5 | <0.5 | <2 | <0.5 | <2 | <0.5 | <2 | <0.5 | <0.5 | <0.5 | <0.5 | <0.5 | <1 | <0.5 | <0.5 | <1 | <1.5 | <1 | <0.5 | <50 | <50 | <50 | <50 |
| 92548787 | DUP-1-20210709 | MW-56 | 07/09/2021 | <5 | <0.5 | <0.5 | <0.5 | <0.5 | <0.5 | <1 | <0.5 | <1 | <0.5 | <0.5 | <0.5 | <0.5 | <0.5 | <2 | <0.5 | <2 | <0.5 | <2 | <0.5 | <0.5 | <0.5 | <0.5 | <0.5 | <1 | <0.5 | <0.5 | <1 | <1.5 | <1 | <0.5 | <50 | <50 | <50 | <50 |
| 92553563 | MW-56_20210804 | MW-56 | 08/04/2021 | <5 | <0.5 | <0.5 | <0.5 | <0.5 | <0.5 | <1 | <0.5 | <1 | <0.5 | <0.5 | <0.5 | <0.5 | <0.5 | **4.1** | <0.5 | <2 | <0.5 | <2 | <0.5 | <0.5 | <0.5 | <0.5 | <0.5 | <1 | <0.5 | <0.5 | <1 | <1.5 | <1 | <0.5 | <50 | <50 | <50 | <50 |
| 92559014 | MW-56_20210901 | MW-56 | 09/01/2021 | <5 | <0.5 | <0.5 | <0.5 | <0.5 | <0.5 | <1 | <0.5 | <1 | <0.5 | <0.5 | <0.5 | <0.5 | <0.5 | <2 | <0.5 | <2 | <0.5 | <2 | <0.5 | <0.5 | <0.5 | <0.5 | <0.5 | <1 | <0.5 | <0.5 | <1 | <1.5 | <1 | <0.5 | <50 | <50 | <50 | <50 |
| 92563804 | MW-56_20210928 | MW-56 | 09/28/2021 | <5 | <0.5 | <0.5 | <0.5 | <0.5 | <0.5 | <0.5 | <0.5 | <0.6 | <0.5 | <0.5 | <0.5 | <0.5 | <0.5 | <0.6 | <0.5 | <5 | <0.5 | <0.5 | <0.5 | <0.5 | <0.5 | <0.5 | <0.5 | <0.5 | <0.5 | <0.5 | <0.5 | <1.5 | <1 | <0.5 | <100 | <100 | <100 | NA |
| 92570816 | MW-56_20211104 | MW-56 | 11/04/2021 | <5 | <0.5 | <0.5 | <0.5 | <0.5 | <0.5 | <1 | <0.5 | <1 | <0.5 | <0.5 | <0.5 | <0.5 | <0.5 | <2 | <0.5 | <2 | <0.5 | <2 | <0.5 | <0.5 | <0.5 | <0.5 | <0.5 | <1 | <0.5 | <0.5 | <1 | <1.5 | <1 | <0.5 | <50 | <50 | <50 | <50 |
| 92575654 | MW-56_20211202 | MW-56 | 12/02/2021 | <5 | <0.5 | <0.5 | <0.5 | <0.5 | <0.5 | <1 | <0.5 | <1 | <0.5 | <0.5 | <0.5 | <0.5 | <0.5 | <2 | <0.5 | <2 | <0.5 | <2 | <0.5 | <0.5 | <0.5 | <0.5 | <0.5 | <1 | <0.5 | <0.5 | <1 | <1.5 | <1 | <0.5 | <50 | <50 | <50 | <50 |
| 92583209 | MW-56_20220105 | MW-56 | 01/05/2022 | <5 | <0.5 | <0.5 | <0.5 | <0.5 | <0.5 | <1 | <0.5 | <1 | <0.5 | <0.5 | <0.5 | <0.5 | <0.5 | <2 | <0.5 | <2 | <0.5 | <2 | <0.5 | <0.5 | <0.5 | <0.5 | <0.5 | <1 | <0.5 | <0.5 | <1 | <1.5 | <1 | <0.5 | <50 | <50 | <50 | <50 |
| 92583209 | DUP-1-20220105 | MW-56 | 01/05/2022 | <5 | <0.5 | <0.5 | <0.5 | <0.5 | <0.5 | <1 | <0.5 | <1 | <0.5 | <0.5 | <0.5 | <0.5 | <0.5 | <2 | <0.5 | <2 | <0.5 | <2 | <0.5 | <0.5 | <0.5 | <0.5 | <0.5 | <1 | <0.5 | <0.5 | <1 | <1.5 | <1 | <0.5 | <50 | <50 | <50 | <50 |
| 92499057 | MW-57_20201006 | MW-57 | 10/06/2020 | <5 | <0.5 | <0.5 | <0.5 | <0.5 | <0.5 | <1 | **2.4** | <1 | <0.5 | <0.5 | <0.5 | <0.5 | <0.5 | <2 | <0.5 | <2 | <0.5 | <2 | <0.5 | <0.5 | <0.5 | <0.5 | <0.5 | <1 | <0.5 | <0.5 | <1 | <1.5 | <1 | <0.5 | <100 | <100 | <100 | <100 |
| 92501860 | MW-57_20201022 | MW-57 | 10/22/2020 | <5 | <0.5 | <0.5 | <0.5 | <0.5 | <0.5 | <1 | **3** | <1 | <0.5 | <0.5 | <0.5 | <0.5 | <0.5 | <2 | <0.5 | <2 | <0.5 | <2 | <0.5 | <0.5 | <0.5 | <0.5 | <0.5 | <1 | <0.5 | <0.5 | <1 | <1.5 | <1 | <0.5 | <100 | <100 | <100 | <100 |
| 92509560 | MW-57_20201203 | MW-57 | 12/03/2020 | **31.8** | <0.5 | <0.5 | <0.5 | <0.5 | <0.5 | <1 | **0.65** | <1 | <0.5 | <0.5 | <0.5 | <0.5 | <0.5 | <2 | <0.5 | <2 | <0.5 | <2 | <0.5 | <0.5 | <0.5 | <0.5 | <0.5 | <1 | <0.5 | <0.5 | <1 | <1.5 | <1 | <0.5 | <100 | <100 | <100 | <100 |
| 92515544 | MW-57_20210107 | MW-57 | 01/07/2021 | <5 | <0.5 | <0.5 | <0.5 | <0.5 | <0.5 | <1 | <0.5 | <1 | <0.5 | <0.5 | <0.5 | <0.5 | <0.5 | <2 | <0.5 | <2 | <0.5 | <2 | <0.5 | <0.5 | <0.5 | <0.5 | <0.5 | <1 | <0.5 | <0.5 | <1 | <1.5 | <1 | <0.5 | <100 | <100 | <100 | <100 |
| 92520901 | MW-57_20210208 | MW-57 | 02/08/2021 | <5 | <0.5 | <0.5 | <0.5 | <0.5 | <0.5 | <1 | <0.5 | <1 | <0.5 | <0.5 | <0.5 | <0.5 | <0.5 | <2 | <0.5 | <2 | <0.5 | <2 | <0.5 | <0.5 | <0.5 | <0.5 | <0.5 | <1 | <0.5 | <0.5 | <1 | <1.5 | <1 | <0.5 | <100 | <100 | <100 | <100 |
| 92526618 | MW-57_20210309 | MW-57 | 03/09/2021 | <5 | <0.5 | <0.5 | <0.5 | <0.5 | <0.5 | <1 | <0.5 | <1 | <0.5 | <0.5 | <0.5 | <0.5 | <0.5 | <2 | <0.5 | <2 | <0.5 | <2 | <0.5 | <0.5 | <0.5 | <0.5 | <0.5 | <1 | <0.5 | <0.5 | <1 | <1.5 | <1 | <0.5 | <100 | <100 | <100 | <100 |
| 92530256 | MW-57_20210407 | MW-57 | 04/07/2021 | <5 | <0.5 | <0.5 | <0.5 | <0.5 | <0.5 | <1 | <0.5 | <1 | <0.5 | <0.5 | <0.5 | <0.5 | <0.5 | <2 | <0.5 | <2 | <0.5 | <2 | <0.5 | <0.5 | <0.5 | <0.5 | <0.5 | <1 | <0.5 | <0.5 | <1 | <1.5 | <1 | <0.5 | <50 | <50 | <50 | <50 |
| 92537159 | MW-57_20210505 | MW-57 | 05/05/2021 | <5 | <0.5 | <0.5 | <0.5 | <0.5 | <0.5 | <1 | <0.5 | <1 | <0.5 | <0.5 | <0.5 | <0.5 | <0.5 | <2 | <0.5 | <2 | <0.5 | <2 | <0.5 | <0.5 | <0.5 | <0.5 | <0.5 | <1 | <0.5 | <0.5 | <1 | <1.5 | <1 | <0.5 | <50 | <50 | <50 | <50 |
| 92541993 | MW-57_20210602 | MW-57 | 06/02/2021 | <5 | <0.5 | <0.5 | <0.5 | <0.5 | <0.5 | <1 | <0.5 | <1 | <0.5 | <0.5 | <0.5 | <0.5 | <0.5 | <2 | <0.5 | <2 | <0.5 | <2 | <0.5 | <0.5 | <0.5 | <0.5 | <0.5 | <1 | <0.5 | <0.5 | <1 | <1.5 | <1 | <0.5 | <50 | <50 | <50 | <50 |
| 92548527 | MW-57_20210708 | MW-57 | 07/08/2021 | <5 | <0.5 | <0.5 | <0.5 | <0.5 | <0.5 | <1 | <0.5 | <1 | <0.5 | <0.5 | <0.5 | <0.5 | <0.5 | <2 | <0.5 | <2 | <0.5 | <2 | <0.5 | <0.5 | <0.5 | <0.5 | <0.5 | <1 | <0.5 | <0.5 | <1 | <1.5 | <1 | <0.5 | <50 | <50 | <50 | <50 |
| 92553563 | MW-57_20210804 | MW-57 | 08/04/2021 | <5 | <0.5 | <0.5 | <0.5 | <0.5 | <0.5 | <1 | <0.5 | <1 | <0.5 | <0.5 | <0.5 | <0.5 | <0.5 | <2 | <0.5 | <2 | <0.5 | <2 | <0.5 | <0.5 | <0.5 | <0.5 | <0.5 | <1 | <0.5 | <0.5 | <1 | <1.5 | <1 | <0.5 | <50 | <50 | <50 | <50 |
| 92559014 | MW-57_20210901 | MW-57 | 09/01/2021 | <5 | <0.5 | <0.5 | <0.5 | <0.5 | <0.5 | <1 | <0.5 | <1 | <0.5 | <0.5 | <0.5 | <0.5 | <0.5 | <2 | <0.5 | <2 | <0.5 | <2 | <0.5 | <0.5 | <0.5 | <0.5 | <0.5 | <1 | <0.5 | <0.5 | <1 | <1.5 | <1 | <0.5 | <50 | <50 | <50 | <50 |
| 92559014 | DUP-1-20210901 | MW-57 | 09/01/2021 | <5 | <0.5 | <0.5 | <0.5 | <0.5 | <0.5 | <1 | <0.5 | <1 | <0.5 | <0.5 | <0.5 | <0.5 | <0.5 | <2 | <0.5 | <2 | <0.5 | <2 | <0.5 | <0.5 | <0.5 | <0.5 | <0.5 | <1 | <0.5 | <0.5 | <1 | <1.5 | <1 | <0.5 | <50 | <50 | <50 | <50 |
| 92563804 | MW-57_20210928 | MW-57 | 09/28/2021 | <5 | <0.5 | <0.5 | <0.5 | <0.5 | <0.5 | <0.5 | <0.5 | <0.6 | <0.5 | <0.5 | <0.5 | <0.5 | <0.5 | <0.6 | <0.5 | <5 | <0.5 | <0.5 | <0.5 | <0.5 | <0.5 | <0.5 | <0.5 | <0.5 | <0.5 | <0.5 | <0.5 | <1.5 | <1 | <0.5 | <100 | <100 | <100 | NA |
| 92570816 | MW-57_20211104 | MW-57 | 11/04/2021 | <5 | <0.5 | <0.5 | <0.5 | <0.5 | <0.5 | <1 | <0.5 | <1 | <0.5 | <0.5 | <0.5 | <0.5 | <0.5 | <2 | <0.5 | <2 | <0.5 | <2 | <0.5 | <0.5 | <0.5 | <0.5 | <0.5 | <1 | <0.5 | <0.5 | <1 | <1.5 | <1 | <0.5 | <50 | <50 | <50 | <50 |
| 92575654 | MW-57_20211202 | MW-57 | 12/02/2021 | <5 | <0.5 | <0.5 | <0.5 | <0.5 | <0.5 | <1 | <0.5 | <1 | <0.5 | <0.5 | <0.5 | <0.5 | <0.5 | <2 | <0.5 | <2 | <0.5 | <2 | <0.5 | <0.5 | <0.5 | <0.5 | <0.5 | <1 | <0.5 | <0.5 | <1 | <1.5 | <1 | <0.5 | <50 | <50 | <50 | <50 |
| 92583209 | MW-57_20220105 | MW-57 | 01/05/2022 | <5 | <0.5 | <0.5 | <0.5 | <0.5 | <0.5 | <1 | <0.5 | <1 | <0.5 | <0.5 | <0.5 | <0.5 | <0.5 | <2 | <0.5 | <2 | <0.5 | <2 | <0.5 | <0.5 | <0.5 | <0.5 | <0.5 | <1 | <0.5 | <0.5 | <1 | <1.5 | <1 | <0.5 | <50 | <50 | <50 | <50 |
| 92500608 | MW-58_20201007 | MW-58 | 10/07/2020 | <5 | <0.5 | <0.5 | **2.8** | <0.5 | <0.5 | <1 | **15.6** | <1 | <0.5 | **0.61** | <0.5 | <0.5 | <0.5 | <2 | <0.5 | <2 | <0.5 | <2 | <0.5 | <0.5 | <0.5 | <0.5 | <0.5 | <1 | <0.5 | <0.5 | <1 | <1.5 | <1 | <0.5 | <100 | <100 | <100 | <100 |
| 92501860 | MW-58_20201022 | MW-58 | 10/22/2020 | <5 | <0.5 | <0.5 | **1.8** | <0.5 | <0.5 | <1 | **9.5** | <1 | <0.5 | **0.5** | <0.5 | <0.5 | <0.5 | <2 | <0.5 | <2 | <0.5 | <2 | <0.5 | <0.5 | <0.5 | <0.5 | <0.5 | <1 | <0.5 | <0.5 | <1 | <1.5 | <1 | <0.5 | <100 | <100 | <100 | <100 |
| 92508881 | MW-58_20201201 | MW-58 | 12/01/2020 | **22.7** | <0.5 | <0.5 | **0.76** | <0.5 | <0.5 | <1 | **3.8** | <1 | <0.5 | <0.5 | <0.5 | <0.5 | <0.5 | <2 | <0.5 | <2 | <0.5 | <2 | <0.5 | <0.5 | <0.5 | <0.5 | <0.5 | <1 | <0.5 | <0.5 | <1 | <1.5 | <1 | <0.5 | <100 | <100 | <100 | <100 |
| 92514898 | MW-58_20210105 | MW-58 | 01/05/2021 | <5 | <0.5 | <0.5 | <0.5 | <0.5 | <0.5 | <1 | **2.2** | <1 | <0.5 | <0.5 | <0.5 | <0.5 | <0.5 | <2 | <0.5 | <2 | <0.5 | <2 | <0.5 | <0.5 | <0.5 | <0.5 | <0.5 | <1 | <0.5 | <0.5 | <1 | <1.5 | <1 | <0.5 | <100 | <100 | <100 | <100 |
| 92520901 | MW-58_20210208 | MW-58 | 02/08/2021 | <5 | <0.5 | <0.5 | <0.5 | <0.5 | <0.5 | <1 | **1.6** | <1 | <0.5 | <0.5 | <0.5 | <0.5 | <0.5 | <2 | <0.5 | <2 | <0.5 | <2 | <0.5 | <0.5 | <0.5 | <0.5 | <0.5 | <1 | <0.5 | <0.5 | <1 | <1.5 | <1 | <0.5 | <100 | <100 | <100 | <100 |
| 92527327 | MW-58_20210311 | MW-58 | 03/11/2021 | <5 | <0.5 | <0.5 | <0.5 | <0.5 | <0.5 | <1 | **1.8** | <1 | <0.5 | <0.5 | <0.5 | <0.5 | <0.5 | <2 | <0.5 | <2 | <0.5 | <2 | <0.5 | <0.5 | <0.5 | <0.5 | <0.5 | <1 | <0.5 | <0.5 | <1 | <1.5 | <1 | <0.5 | <50 | <50 | <50 | <50 |
| 92532417 | MW-58_20210408 | MW-58 | 04/08/2021 | <5 | <0.5 | <0.5 | <0.5 | <0.5 | <0.5 | <1 | **1.6** | <1 | <0.5 | <0.5 | <0.5 | <0.5 | <0.5 | <2 | <0.5 | <2 | <0.5 | <2 | <0.5 | <0.5 | <0.5 | <0.5 | <0.5 | <1 | <0.5 | <0.5 | <1 | <1.5 | <1 | <0.5 | <50 | <50 | <50 | <50 |
| 92537784 | MW-58_20210507 | MW-58 | 05/07/2021 | <5 | <0.5 | <0.5 | <0.5 | <0.5 | <0.5 | <1 | **1.8** | <1 | <0.5 | <0.5 | <0.5 | <0.5 | <0.5 | <2 | <0.5 | <2 | <0.5 | <2 | <0.5 | <0.5 | <0.5 | <0.5 | <0.5 | <1 | <0.5 | <0.5 | <1 | <1.5 | <1 | <0.5 | <50 | <50 | <50 | <50 |
| 92542611 | MW-58_20210604 | MW-58 | 06/04/2021 | <5 | <0.5 | <0.5 | <0.5 | <0.5 | <0.5 | <1 | **1.2** | <1 | <0.5 | <0.5 | <0.5 | <0.5 | <0.5 | <2 | <0.5 | <2 | <0.5 | <2 | <0.5 | <0.5 | <0.5 | <0.5 | <0.5 | <1 | <0.5 | <0.5 | <1 | <1.5 | <1 | <0.5 | <50 | <50 | <50 | <50 |
| 92548787 | MW-58_20210709 | MW-58 | 07/09/2021 | <5 | <0.5 | <0.5 | <0.5 | <0.5 | <0.5 | <1 | **0.84** | <1 | <0.5 | <0.5 | <0.5 | <0.5 | <0.5 | <2 | <0.5 | <2 | <0.5 | <2 | <0.5 | <0.5 | <0.5 | <0.5 | <0.5 | <1 | <0.5 | <0.5 | <1 | <1.5 | <1 | <0.5 | <50 | <50 | <50 | <50 |
| 92554137 | MW-58_20210805 | MW-58 | 08/05/2021 | <5 | <0.5 | <0.5 | <0.5 | <0.5 | <0.5 | <1 | **0.92** | <1 | <0.5 | <0.5 | <0.5 | <0.5 | <0.5 | <2 | <0.5 | <2 | <0.5 | <2 | <0.5 | <0.5 | <0.5 | <0.5 | <0.5 | <1 | <0.5 | <0.5 | <1 | <1.5 | <1 | <0.5 | <50 | <50 | <50 | <50 |
| 92559360 | MW-58_20210902 | MW-58 | 09/02/2021 | <5 | <0.5 | <0.5 | <0.5 | <0.5 | <0.5 | <1 | **0.59** | <1 | <0.5 | <0.5 | <0.5 | <0.5 | <0.5 | <2 | <0.5 | <2 | <0.5 | <2 | <0.5 | <0.5 | <0.5 | <0.5 | <0.5 | <1 | <0.5 | <0.5 | <1 | <1.5 | <1 | <0.5 | <50 | <50 | <50 | <50 |

**Table 5A**
**Summary of Monitoring Well Sampling Results**

Colonial Pipeline Company
2020-L1-SR2448
Huntersville, North Carolina

| Lab Report Number | Sample ID | Well ID | Sample Date | Metals (µg/L) | VOCs (µg/L) | | | | | | | | | | | | | | | | | | | | | | | | | | | | | | | MADEP VPH (µg/L) | | | |
|---|---|---|---|---|---|---|---|---|---|---|---|---|---|---|---|---|---|---|---|---|---|---|---|---|---|---|---|---|---|---|---|---|---|---|---|---|---|---|---|
| | | | | Lead | Benzene | Bromochloromethane | Bromodichloromethane | n-Butylbenzene | sec-Butylbenzene | Chloroethane | Chloroform | Chloromethane | 2-Chlorotoluene | Dibromochloromethane | 1,2-Dichloroethane | Diisopropyl ether | Ethylbenzene | Hexachloro-1,3-butadiene | Isopropylbenzene (Cumene) | Methylene Chloride | Methyl-tert-butyl ether | Naphthalene | n-Propylbenzene | Styrene | Tetrachloroethene | Toluene | Trichloroethene | Trichlorofluoromethane | 1,2,4-Trimethylbenzene | 1,3,5-Trimethylbenzene | Vinyl chloride | Xylene (Total) | m&p-Xylene | o-Xylene | C5 - C8 Aliphatics | C9 - C12 Aliphatics | C9 - C10 Aromatics | VPH (Total) |
| **NCAC 2L Standards** | | | | **15** | **1** | **NE** | **0.6** | **70** | **70** | **3000** | **70** | **3** | **100** | **0.4** | **0.4** | **70** | **600** | **0.4** | **70** | **5** | **20** | **6** | **70** | **70** | **0.7** | **600** | **3** | **2000** | **400** | **400** | **0.03** | **500** | **500** | **500** | **400** | **700** | **200** | **NE** |
| **IMAC Standards** | | | | -- | -- | -- | -- | -- | -- | -- | -- | -- | -- | -- | -- | -- | -- | -- | -- | -- | -- | -- | -- | -- | -- | -- | -- | -- | -- | -- | -- | -- | -- | -- | -- | -- | -- | -- |
| 92564084 | MW-58_20210929 | MW-58 | 09/29/2021 | <5.0 | <0.5 | <0.5 | <0.5 | <0.5 | <0.5 | <0.5 | **0.58** | <2 | <0.5 | <0.5 | <0.5 | <0.5 | <0.5 | <0.6 | <0.5 | <5 | <0.5 | <0.5 | <0.5 | <0.5 | <0.5 | <0.5 | <0.5 | <0.5 | <0.5 | <0.5 | <0.5 | <1.5 | <1 | <0.5 | <100 | <100 | <100 | NA |
| 92571040 | MW-58_20211105 | MW-58 | 11/05/2021 | <5 | <0.5 | <0.5 | <0.5 | <0.5 | <0.5 | <1 | <0.5 | <1 | <0.5 | <0.5 | <0.5 | <0.5 | <0.5 | <2 | <0.5 | <2 | <0.5 | <2 | <0.5 | <0.5 | <0.5 | <0.5 | <0.5 | <0.5 | <1 | <0.5 | <0.5 | <1 | <1.5 | <1 | <0.5 | <50 | <50 | <50 | <50 |
| 92571040 | DUP-1-20211105 | MW-58 | 11/05/2021 | <5 | **0.47J** | <0.5 | <0.5 | <0.5 | <0.5 | <1 | <0.5 | <1 | <0.5 | <0.5 | <0.5 | <0.5 | <0.5 | <2 | <0.5 | <2 | <0.5 | **0.82J** | <0.5 | <0.5 | <0.5 | <0.5 | <0.5 | <0.5 | <1 | <0.5 | <0.5 | <1 | **0.36J** | <1 | **0.36J** | <50 | <50 | <50 | <50 |
| 92575770 | MW-58_20211203 | MW-58 | 12/03/2021 | <5 | <0.5 | <0.5 | <0.5 | <0.5 | <0.5 | <1 | **0.39J** | <1 | <0.5 | <0.5 | <0.5 | <0.5 | <0.5 | <2 | <0.5 | <2 | <0.5 | <2 | <0.5 | <0.5 | <0.5 | <0.5 | <0.5 | <0.5 | <1 | <0.5 | <0.5 | <1 | <1.5 | <1 | <0.5 | <50 | <50 | <50 | <50 |
| 92581742 | MW-58_20220107 | MW-58 | 01/07/2022 | <5 | <0.5 | <0.5 | <0.5 | <0.5 | <0.5 | <1 | <0.5 | <1 | <0.5 | <0.5 | <0.5 | <0.5 | <0.5 | <2 | <0.5 | <2 | <0.5 | <2 | <0.5 | <0.5 | <0.5 | <0.5 | <0.5 | <0.5 | <1 | <0.5 | <0.5 | <1 | <1.5 | <1 | <0.5 | <50 | <50 | <50 | <50 |
| 92500608 | MW-59_20201007 | MW-59 | 10/07/2020 | <5 | <0.5 | <0.5 | <0.5 | <0.5 | <0.5 | <1 | **2.8** | <1 | <0.5 | <0.5 | <0.5 | <0.5 | <0.5 | <2 | <0.5 | <2 | <0.5 | <2 | <0.5 | <0.5 | <0.5 | <0.5 | <0.5 | <0.5 | <1 | <0.5 | <0.5 | <1 | <1.5 | <1 | <0.5 | <100 | <100 | <100 | <100 |
| 92501616 | MW-59_20201021 | MW-59 | 10/21/2020 | <5 | <0.5 | <0.5 | <0.5 | <0.5 | <0.5 | <1 | **2.5** | <1 | <0.5 | <0.5 | <0.5 | <0.5 | <0.5 | <2 | <0.5 | <2 | <0.5 | <2 | <0.5 | <0.5 | <0.5 | <0.5 | <0.5 | <0.5 | <1 | <0.5 | <0.5 | <1 | <1.5 | <1 | <0.5 | <100 | <100 | <100 | <100 |
| 92508881 | MW-59_20201201 | MW-59 | 12/01/2020 | **31.6** | <0.5 | <0.5 | <0.5 | <0.5 | <0.5 | <1 | **1.8** | <1 | <0.5 | <0.5 | <0.5 | <0.5 | <0.5 | <2 | <0.5 | <2 | <0.5 | <2 | <0.5 | <0.5 | <0.5 | <0.5 | <0.5 | <0.5 | <1 | <0.5 | <0.5 | <1 | <1.5 | <1 | <0.5 | <100 | <100 | <100 | <100 |
| 92514898 | MW-59_20210105 | MW-59 | 01/05/2021 | **37.3** | <0.5 | <0.5 | <0.5 | <0.5 | <0.5 | <1 | **1.1** | <1 | <0.5 | <0.5 | <0.5 | <0.5 | <0.5 | <2 | <0.5 | <2 | <0.5 | <2 | <0.5 | <0.5 | <0.5 | <0.5 | <0.5 | <0.5 | <1 | <0.5 | <0.5 | <1 | <1.5 | <1 | <0.5 | <100 | <100 | <100 | <100 |
| 92521237 | MW-59_20210209 | MW-59 | 02/09/2021 | <5 | <0.5 | <0.5 | <0.5 | <0.5 | <0.5 | <1 | **0.68** | <1 | <0.5 | <0.5 | <0.5 | <0.5 | <0.5 | <2 | <0.5 | <2 | <0.5 | <2 | <0.5 | <0.5 | <0.5 | <0.5 | <0.5 | <0.5 | <1 | <0.5 | <0.5 | <1 | <1.5 | <1 | <0.5 | <100 | <100 | <100 | <100 |
| 92527327 | MW-59_20210311 | MW-59 | 03/11/2021 | <5 | <0.5 | <0.5 | <0.5 | <0.5 | <0.5 | <1 | <0.5 | <1 | <0.5 | <0.5 | <0.5 | <0.5 | <0.5 | <2 | <0.5 | <2 | <0.5 | <2 | <0.5 | <0.5 | <0.5 | **0.52** | <0.5 | <0.5 | <1 | <0.5 | <0.5 | <1 | <1.5 | <1 | <0.5 | <50 | <50 | <50 | <50 |
| 92532417 | MW-59_20210408 | MW-59 | 04/08/2021 | <5 | <0.5 | <0.5 | <0.5 | <0.5 | <0.5 | <1 | <0.5 | <1 | <0.5 | <0.5 | <0.5 | <0.5 | <0.5 | <2 | <0.5 | <2 | <0.5 | <2 | <0.5 | <0.5 | <0.5 | <0.5 | <0.5 | <0.5 | <1 | <0.5 | <0.5 | <1 | <1.5 | <1 | <0.5 | <50 | <50 | <50 | <50 |
| 92537784 | MW-59_20210507 | MW-59 | 05/07/2021 | <5 | <0.5 | <0.5 | <0.5 | <0.5 | <0.5 | <1 | <0.5 | <1 | <0.5 | <0.5 | <0.5 | <0.5 | <0.5 | <2 | <0.5 | <2 | <0.5 | <2 | <0.5 | <0.5 | <0.5 | <0.5 | <0.5 | <0.5 | <1 | <0.5 | <0.5 | <1 | <1.5 | <1 | <0.5 | <50 | <50 | <50 | <50 |
| 92542611 | MW-59_20210604 | MW-59 | 06/04/2021 | <5 | <0.5 | <0.5 | <0.5 | <0.5 | <0.5 | <1 | <0.5 | <1 | <0.5 | <0.5 | <0.5 | <0.5 | <0.5 | <2 | <0.5 | <2 | <0.5 | <2 | <0.5 | <0.5 | <0.5 | <0.5 | <0.5 | <0.5 | <1 | <0.5 | <0.5 | <1 | <1.5 | <1 | <0.5 | <50 | <50 | <50 | <50 |
| 92542611 | DUP-1-20210604 | MW-59 | 06/04/2021 | <5 | <0.5 | <0.5 | <0.5 | <0.5 | <0.5 | <1 | <0.5 | <1 | <0.5 | <0.5 | <0.5 | <0.5 | <0.5 | <2 | <0.5 | <2 | <0.5 | <2 | <0.5 | <0.5 | <0.5 | <0.5 | <0.5 | <0.5 | <1 | <0.5 | <0.5 | <1 | <1.5 | <1 | <0.5 | <50 | <50 | <50 | <50 |
| 92548787 | MW-59_20210709 | MW-59 | 07/09/2021 | <5 | <0.5 | <0.5 | <0.5 | <0.5 | <0.5 | <1 | **0.57** | <1 | <0.5 | <0.5 | <0.5 | <0.5 | <0.5 | <2 | <0.5 | <2 | <0.5 | <2 | <0.5 | <0.5 | <0.5 | **1.0** | <0.5 | <0.5 | <1 | <0.5 | <0.5 | <1 | <1.5 | <1 | <0.5 | <50 | <50 | <50 | <50 |
| 92554137 | MW-59_20210805 | MW-59 | 08/05/2021 | <5 | <0.5 | <0.5 | <0.5 | <0.5 | <0.5 | <1 | **0.39J** | <1 | <0.5 | <0.5 | <0.5 | <0.5 | <0.5 | <2 | <0.5 | <2 | <0.5 | <2 | <0.5 | <0.5 | <0.5 | <0.5 | <0.5 | <0.5 | <1 | <0.5 | <0.5 | <1 | <1.5 | <1 | <0.5 | <50 | <50 | <50 | <50 |
| 92559360 | MW-59_20210902 | MW-59 | 09/02/2021 | <5 | <0.5 | <0.5 | <0.5 | <0.5 | <0.5 | <1 | <0.5 | <1 | <0.5 | <0.5 | <0.5 | <0.5 | <0.5 | <2 | <0.5 | <2 | <0.5 | <2 | <0.5 | <0.5 | <0.5 | <0.5 | <0.5 | <0.5 | <1 | <0.5 | <0.5 | <1 | <1.5 | <1 | <0.5 | <50 | <50 | <50 | <50 |
| 92564084 | MW-59_20210929 | MW-59 | 09/29/2021 | <5.0 | <0.5 | <0.5 | <0.5 | <0.5 | <0.5 | <0.5 | <0.5 | <2 | <0.5 | <0.5 | <0.5 | <0.5 | <0.5 | <0.6 | <0.5 | <5 | <0.5 | <0.5 | <0.5 | <0.5 | <0.5 | <0.5 | <0.5 | <0.5 | <0.5 | <0.5 | <0.5 | <1.5 | <1 | <0.5 | <100 | <100 | <100 | NA |
| 92570816 | MW-59_20211104 | MW-59 | 11/04/2021 | <5 | <0.5 | <0.5 | <0.5 | <0.5 | <0.5 | <1 | <0.5 | <1 | <0.5 | <0.5 | <0.5 | **0.48J** | <0.5 | <2 | <0.5 | <2 | <0.5 | <2 | <0.5 | <0.5 | <0.5 | <0.5 | <0.5 | <0.5 | <1 | <0.5 | <0.5 | <1 | <1.5 | <1 | <0.5 | <50 | <50 | <50 | <50 |
| 92575770 | MW-59_20211203 | MW-59 | 12/03/2021 | <5 | **0.95** | <0.5 | <0.5 | <0.5 | <0.5 | <1 | <0.5 | <1 | <0.5 | <0.5 | <0.5 | **4.6** | <0.5 | <2 | <0.5 | <2 | <0.5 | <2 | <0.5 | <0.5 | <0.5 | **2.1** | <0.5 | <0.5 | <1 | <0.5 | <0.5 | <1 | <1.5 | <1 | <0.5 | <50 | <50 | <50 | <50 |
| 92581742 | MW-59_20220107 | MW-59 | 01/07/2022 | <5 | <0.5 | <0.5 | <0.5 | <0.5 | <0.5 | <1 | <0.5 | <1 | <0.5 | <0.5 | <0.5 | **3.2** | <0.5 | <2 | <0.5 | <2 | <0.5 | <2 | <0.5 | <0.5 | <0.5 | <0.5 | <0.5 | <0.5 | <1 | <0.5 | <0.5 | <1 | <1.5 | <1 | <0.5 | <50 | <50 | <50 | <50 |
| 92500607 | MW-60_20201007 | MW-60 | 10/07/2020 | **18** | <0.5 | <0.5 | **4.1** | <0.5 | <0.5 | <1 | **15.2** | <1 | <0.5 | **1.3** | <0.5 | <0.5 | <0.5 | <2 | <0.5 | <2 | <0.5 | <2 | <0.5 | <0.5 | <0.5 | <0.5 | <0.5 | <0.5 | <1 | <0.5 | <0.5 | <1 | <1.5 | <1 | <0.5 | <100 | <100 | <100 | <100 |
| 92501345 | MW-60_20201020 | MW-60 | 10/20/2020 | **20.4** | <0.5 | <0.5 | **0.88** | <0.5 | <0.5 | <1 | **3.5** | <1 | <0.5 | <0.5 | <0.5 | <0.5 | <0.5 | <2 | <0.5 | <2 | <0.5 | <2 | <0.5 | <0.5 | <0.5 | <0.5 | <0.5 | <0.5 | <1 | <0.5 | <0.5 | <1 | <1.5 | <1 | <0.5 | <100 | <100 | <100 | <100 |
| 92508886 | MW-60_20201201 | MW-60 | 12/02/2020 | **16.4** | <0.5 | <0.5 | <0.5 | <0.5 | <0.5 | <1 | **1.5** | <1 | <0.5 | <0.5 | <0.5 | <0.5 | <0.5 | <2 | <0.5 | <2 | <0.5 | <2 | <0.5 | <0.5 | <0.5 | <0.5 | <0.5 | <0.5 | <1 | <0.5 | <0.5 | <1 | <1.5 | <1 | <0.5 | <100 | <100 | <100 | <100 |
| 92514892 | MW-60_20210105 | MW-60 | 01/05/2021 | **52.8** | <0.5 | <0.5 | <0.5 | <0.5 | <0.5 | <1 | <0.5 | <1 | <0.5 | <0.5 | <0.5 | <0.5 | <0.5 | <2 | <0.5 | <2 | <0.5 | <2 | <0.5 | <0.5 | <0.5 | <0.5 | <0.5 | <0.5 | <1 | <0.5 | <0.5 | <1 | <1.5 | <1 | <0.5 | <100 | <100 | <100 | <100 |
| 92522126 | MW-60_20210212 | MW-60 | 02/12/2021 | <5 | <0.5 | <0.5 | <0.5 | <0.5 | <0.5 | <1 | <0.5 | <1 | <0.5 | <0.5 | <0.5 | <0.5 | <0.5 | <2 | <0.5 | <2 | <0.5 | <2 | <0.5 | <0.5 | <0.5 | <0.5 | <0.5 | <0.5 | <1 | <0.5 | <0.5 | <1 | <1.5 | <1 | <0.5 | <100 | <100 | <100 | <100 |
| 92527336 | MW-60_20210311 | MW-60 | 03/11/2021 | **15.0** | <0.5 | <0.5 | <0.5 | <0.5 | <0.5 | <1 | <0.5 | <1 | <0.5 | <0.5 | <0.5 | <0.5 | <0.5 | <2 | <0.5 | <2 | <0.5 | <2 | <0.5 | <0.5 | <0.5 | **4.4** | <0.5 | <0.5 | <1 | <0.5 | <0.5 | <1 | <1.5 | <1 | <0.5 | <50 | <50 | <50 | <50 |
| 92531580 | MW-60_20210406 | MW-60 | 04/06/2021 | <5 | <0.5 | <0.5 | <0.5 | <0.5 | <0.5 | <1 | <0.5 | <1 | <0.5 | <0.5 | <0.5 | <0.5 | <0.5 | <2 | <0.5 | <2 | <0.5 | <2 | <0.5 | <0.5 | <0.5 | <0.5 | <0.5 | <0.5 | <1 | <0.5 | <0.5 | <1 | <1.5 | <1 | <0.5 | <50 | <50 | <50 | <50 |
| 92537158 | MW-60_20210505 | MW-60 | 05/05/2021 | <5 | <0.5 | <0.5 | <0.5 | <0.5 | <0.5 | <1 | <0.5 | <1 | <0.5 | <0.5 | <0.5 | <0.5 | <0.5 | <2 | <0.5 | <2 | <0.5 | <2 | <0.5 | <0.5 | <0.5 | <0.5 | <0.5 | <0.5 | <1 | <0.5 | <0.5 | <1 | <1 | <1 | <0.5 | <50 | <50 | <50 | <50 |
| 92542350 | MW-60_20210603 | MW-60 | 06/03/2021 | <5 | <0.5 | <0.5 | <0.5 | <0.5 | <0.5 | <1 | **0.47J** | <1 | <0.5 | <0.5 | <0.5 | <0.5 | <0.5 | <2 | <0.5 | <2 | <0.5 | <2 | <0.5 | <0.5 | <0.5 | <0.5 | <0.5 | <0.5 | <1 | <0.5 | <0.5 | <1 | <1.5 | <1 | <0.5 | <50 | <50 | <50 | <50 |
| 92547899 | MW-60_20210706 | MW-60 | 07/06/2021 | <5 | <0.5 | <0.5 | <0.5 | <0.5 | <0.5 | <1 | **0.68** | <1 | <0.5 | <0.5 | <0.5 | <0.5 | <0.5 | <2 | <0.5 | <2 | <0.5 | <2 | <0.5 | <0.5 | <0.5 | <0.5 | <0.5 | <0.5 | <1 | <0.5 | <0.5 | <1 | <1.5 | <1 | <0.5 | <50 | <50 | <50 | <50 |
| 92553185 | MW-60_20210803 | MW-60 | 08/03/2021 | <5 | <0.5 | <0.5 | <0.5 | <0.5 | <0.5 | <1 | **0.58** | <1 | <0.5 | <0.5 | <0.5 | <0.5 | <0.5 | <2 | <0.5 | <2 | <0.5 | <2 | <0.5 | <0.5 | <0.5 | <0.5 | <0.5 | <0.5 | <1 | <0.5 | <0.5 | <1 | <1.5 | <1 | <0.5 | <50 | <50 | <50 | <50 |
| 92558740 | MW-60_20210831 | MW-60 | 08/31/2021 | <5 | <0.5 | <0.5 | <0.5 | <0.5 | <0.5 | <1 | <0.5 | <1 | <0.5 | <0.5 | <0.5 | <0.5 | <0.5 | <2 | <0.5 | <2 | <0.5 | <2 | <0.5 | <0.5 | <0.5 | <0.5 | <0.5 | <0.5 | <1 | <0.5 | <0.5 | <1 | <1.5 | <1 | <0.5 | <50 | <50 | <50 | <50 |
| 92564678 | MW-60_20211004 | MW-60 | 10/04/2021 | <5.0 | <0.5 | <0.5 | <0.5 | <0.5 | <0.5 | <0.5 | <0.5 | <0.6 | <0.5 | <0.5 | <0.5 | <0.5 | <0.5 | <0.6 | <0.5 | <5 | <0.5 | <0.5 | <0.5 | <0.5 | <0.5 | <0.5 | <0.5 | <0.5 | <0.5 | <0.5 | <0.5 | <1.5 | <1 | <0.5 | <100 | <100 | <100 | NA |
| 92570178 | MW-60_20211102 | MW-60 | 11/02/2021 | <5 | <0.5 | <0.5 | <0.5 | <0.5 | <0.5 | <1 | <0.5 | <1 | <0.5 | <0.5 | <0.5 | <0.5 | <0.5 | <2 | <0.5 | <2 | <0.5 | <2 | <0.5 | <0.5 | <0.5 | <0.5 | <0.5 | <0.5 | <1 | <0.5 | <0.5 | <1 | <1.5 | <1 | <0.5 | <50 | <50 | <50 | <50 |
| 92574905 | MW-60_20211130 | MW-60 | 11/30/2021 | <5 | <0.5 | <0.5 | <0.5 | <0.5 | <0.5 | <1 | <0.5 | <1 | <0.5 | <0.5 | <0.5 | <0.5 | <0.5 | <2 | <0.5 | <2 | <0.5 | <2 | <0.5 | <0.5 | <0.5 | <0.5 | <0.5 | <0.5 | <1 | <0.5 | <0.5 | <1 | <1.5 | <1 | <0.5 | <50 | <50 | <50 | <50 |
| 92580901<br>92580902 | MW-60_20220104 | MW-60 | 01/04/2022 | **1.2J** | <0.5 | <0.5 | <0.5 | <0.5 | <0.5 | <1 | <0.5 | <1 | <0.5 | <0.5 | <0.5 | <0.5 | <0.5 | <2 | <0.5 | <2 | <0.5 | <2 | <0.5 | <0.5 | <0.5 | <0.5 | <0.5 | <0.5 | <1 | <0.5 | <0.5 | <1 | <1.5 | <1 | <0.5 | <50 | <50 | <50 | <50 |
| 92509560 | MW-61_20201203 | MW-61 | 12/03/2020 | **30.9** | **3.3** | <0.5 | **5.5** | <0.5 | <0.5 | <1 | **31.0** | <1 | <0.5 | **1.3** | <0.5 | <0.5 | **0.54** | <2 | <0.5 | <2 | <0.5 | <2 | <0.5 | <0.5 | <0.5 | **7.9** | <0.5 | <0.5 | <1 | <0.5 | <0.5 | <1 | **2.27** | **1.4** | **0.87** | <100 | <100 | <100 | <100 |
| 92509555 | MW-62_20201203 | MW-62 | 12/03/2020 | <25 | **0.67** | <0.5 | **4.8** | <0.5 | <0.5 | <1 | **22.2** | <1 | <0.5 | **1.2** | <0.5 | <0.5 | <0.5 | <2 | <0.5 | <2 | <0.5 | <2 | <0.5 | <0.5 | <0.5 | **1.4** | <0.5 | <0.5 | <1 | <0.5 | <0.5 | <1 | <1.5 | <1 | <0.5 | <100 | <100 | <100 | <100 |
| 92514892 | MW-62_20210105 | MW-62 | 01/05/2021 | **74.5** | <0.5 | <0.5 | **3.7** | <0.5 | <0.5 | <1 | **16.8** | <1 | <0.5 | **0.95** | <0.5 | <0.5 | <0.5 | <2 | <0.5 | <2 | <0.5 | <2 | <0.5 | <0.5 | <0.5 | <0.5 | <0.5 | <0.5 | <1 | <0.5 | <0.5 | <1 | <1.5 | <1 | <0.5 | <100 | <100 | <100 | <100 |
| 92521851 | MW-62_20210211 | MW-62 | 02/11/2021 | **11.9** | <0.5 | <0.5 | **2.6** | <0.5 | <0.5 | <1 | **9.8** | <1 | <0.5 | **0.85** | <0.5 | <0.5 | <0.5 | <2 | <0.5 | <2 | <0.5 | <2 | <0.5 | <0.5 | <0.5 | <0.5 | <0.5 | <0.5 | <1 | <0.5 | <0.5 | <1 | <1.5 | <1 | <0.5 | <100 | <100 | <100 | **125** |
| 92527474 | MW-62_20210312 | MW-62 | 03/12/2021 | **37.8** | <0.5 | <0.5 | **2.1** | <0.5 | <0.5 | <1 | **8.7** | <1 | <0.5 | **0.57** | <0.5 | <0.5 | <0.5 | <2 | <0.5 | <2 | <0.5 | <2 | <0.5 | <0.5 | <0.5 | <0.5 | <0.5 | <0.5 | <1 | <0.5 | <0.5 | <1 | <1.5 | <1 | <0.5 | <50 | <50 | <50 | <50 |
| 92531231 | MW-62_20210405 | MW-62 | 04/05/2021 | **26** | <0.5 | <0.5 | <0.5 | <0.5 | <0.5 | <1 | **2.3** | <1 | <0.5 | <0.5 | <0.5 | <0.5 | <0.5 | <2 | <0.5 | <2 | <0.5 | <2 | <0.5 | <0.5 | <0.5 | <0.5 | <0.5 | <0.5 | <1 | <0.5 | <0.5 | <1 | <1.5 | <1 | <0.5 | <50 | <50 | <50 | <50 |
| 92536726 | MW-62_20210504 | MW-62 | 05/04/2021 | **7.9** | <0.5 | <0.5 | **0.59** | <0.5 | <0.5 | <1 | **2.4** | <1 | <0.5 | <0.5 | <0.5 | <0.5 | <0.5 | <2 | <0.5 | <2 | <0.5 | <2 | <0.5 | <0.5 | <0.5 | <0.5 | <0.5 | <0.5 | <1 | <0.5 | <0.5 | <1 | <1.5 | <1 | <0.5 | <50 | <50 | <50 | <50 |
| 92541991 | MW-62_20210602 | MW-62 | 06/02/2021 | **7.9** | <0.5 | <0.5 | **0.43J** | <0.5 | <0.5 | <1 | **2** | <1 | <0.5 | <0.5 | <0.5 | <0.5 | <0.5 | <2 | <0.5 | <2 | <0.5 | <2 | <0.5 | <0.5 | <0.5 | <0.5 | <0.5 | <0.5 | <1 | <0.5 | <0.5 | <1 | <1.5 | <1 | <0.5 | <50 | <50 | <50 | <50 |
| 92548169 | MW-62_20210707 | MW-62 | 07/07/2021 | **7.6** | <0.5 | <0.5 | **0.42J** | <0.5 | <0.5 | <1 | **2.0** | <1 | <0.5 | <0.5 | <0.5 | <0.5 | <0.5 | <2 | <0.5 | <2 | <0.5 | <2 | <0.5 | <0.5 | <0.5 | <0.5 | <0.5 | <0.5 | <1 | <0.5 | <0.5 | <1 | <1.5 | <1 | <0.5 | <50 | <50 | <50 | <50 |
| 92553065 | MW-62_20210802 | MW-62 | 08/02/2021 | **9.8** | <0.5 | <0.5 | **0.36J** | <0.5 | <0.5 | <1 | **1.6** | <1 | <0.5 | <0.5 | <0.5 | <0.5 | <0.5 | <2 | <0.5 | <2 | <0.5 | <2 | <0.5 | <0.5 | <0.5 | <0.5 | <0.5 | <0.5 | <1 | <0.5 | <0.5 | <1 | <1.5 | <1 | <0.5 | <50 | <50 | <50 | <50 |
| 92558446 | MW-62_20210830 | MW-62 | 08/30/2021 | <5 | <0.5 | <0.5 | <0.5 | <0.5 | <0.5 | <1 | <0.5 | <1 | <0.5 | <0.5 | <0.5 | <0.5 | <0.5 | <2 | <0.5 | <2 | <0.5 | <2 | <0.5 | <0.5 | <0.5 | **0.57** | <0.5 | <0.5 | <1 | <0.5 | <0.5 | <1 | <1 | <1 | <0.5 | <50 | <50 | <50 | <50 |
| 92564678 | MW-62_20211004 | MW-62 | 10/04/2021 | <5.0 | <0.5 | <0.5 | **0.28J** | <0.5 | <0.5 | <0.5 | **0.91** | <0.6 | <0.5 | <0.5 | <0.5 | <0.5 | <0.5 | <0.6 | <0.5 | <5 | <0.5 | <0.5 | <0.5 | <0.5 | <0.5 | <0.5 | <0.5 | <0.5 | <0.5 | <0.5 | <0.5 | <1.5 | <1 | <0.5 | <100 | <100 | <100 | NA |

**Table 5A**
**Summary of Monitoring Well Sampling Results**

Colonial Pipeline Company
2020-L1-SR2448
Huntersville, North Carolina

| Lab Report Number | Sample ID | Well ID | Sample Date | Metals (µg/L) | VOCs (µg/L) | | | | | | | | | | | | | | | | | | | | | | | | | | | | MADEP VPH (µg/L) | | | |
|---|---|---|---|---|---|---|---|---|---|---|---|---|---|---|---|---|---|---|---|---|---|---|---|---|---|---|---|---|---|---|---|---|---|---|---|---|
| | | | | Lead | Benzene | Bromochloromethane | Bromodichloromethane | n-Butylbenzene | sec-Butylbenzene | Chloroethane | Chloroform | Chloromethane | 2-Chlorotoluene | Dibromochloromethane | 1,2-Dichloroethane | Diisopropyl ether | Ethylbenzene | Hexachloro-1,3-butadiene | Isopropylbenzene (Cumene) | Methylene Chloride | Methyl-tert-butyl ether | Naphthalene | n-Propylbenzene | Styrene | Tetrachloroethene | Toluene | Trichloroethene | Trichlorofluoromethane | 1,2,4-Trimethylbenzene | 1,3,5-Trimethylbenzene | Vinyl chloride | Xylene (Total) | m&p-Xylene | o-Xylene | C5 - C8 Aliphatics | C9 - C12 Aliphatics | C9 - C10 Aromatics | VPH (Total) |
| **NCAC 2L Standards** | | | | **15** | **1** | **NE** | **0.6** | **70** | **70** | **3000** | **70** | **3** | **100** | **0.4** | **0.4** | **70** | **600** | **0.4** | **70** | **5** | **20** | **6** | **70** | **70** | **0.7** | **600** | **3** | **2000** | **400** | **400** | **0.03** | **500** | **500** | **500** | **400** | **700** | **200** | **NE** |
| **IMAC Standards** | | | | -- | -- | -- | -- | -- | -- | -- | -- | -- | -- | -- | -- | -- | -- | -- | -- | -- | -- | -- | -- | -- | -- | -- | -- | -- | -- | -- | -- | -- | -- | -- | -- | -- | -- |
| 92509560 | MW-63_20201203 | MW-63 | 12/03/2020 | **6.3** | <0.5 | <0.5 | <0.5 | <0.5 | <0.5 | <1 | <0.5 | <1 | <0.5 | <0.5 | <0.5 | <0.5 | <0.5 | <2 | <0.5 | <2 | <0.5 | <2 | <0.5 | <0.5 | <0.5 | <0.5 | <0.5 | <1 | <0.5 | <0.5 | <1 | <1.5 | <1 | <0.5 | <100 | <100 | <100 | <100 |
| 92515544 | MW-63_20210107 | MW-63 | 01/07/2021 | <5 | <0.5 | <0.5 | <0.5 | <0.5 | <0.5 | <1 | <0.5 | <1 | <0.5 | <0.5 | <0.5 | <0.5 | <0.5 | <2 | <0.5 | <2 | <0.5 | <2 | <0.5 | <0.5 | <0.5 | <0.5 | <0.5 | <1 | <0.5 | <0.5 | <1 | <1.5 | <1 | <0.5 | <100 | <100 | <100 | <100 |
| 92521237 | MW-63_20210209 | MW-63 | 02/09/2021 | <5 | <0.5 | <0.5 | <0.5 | <0.5 | <0.5 | <1 | <0.5 | <1 | <0.5 | <0.5 | <0.5 | <0.5 | <0.5 | <2 | <0.5 | <2 | <0.5 | <2 | <0.5 | <0.5 | <0.5 | <0.5 | <0.5 | <1 | <0.5 | <0.5 | <1 | <1.5 | <1 | <0.5 | <100 | <100 | <100 | <100 |
| 92526977 | MW-63_20210310 | MW-63 | 03/10/2021 | <5 | <0.5 | <0.5 | <0.5 | <0.5 | <0.5 | <1 | <0.5 | <1 | <0.5 | <0.5 | <0.5 | <0.5 | <0.5 | <2 | <0.5 | <2 | <0.5 | <2 | <0.5 | <0.5 | <0.5 | <0.5 | <0.5 | <1 | <0.5 | <0.5 | <1 | <1.5 | <1 | <0.5 | <100 | <100 | <100 | <100 |
| 92532417 | MW-63_20210408 | MW-63 | 04/08/2021 | **7.6** | <0.5 | <0.5 | <0.5 | <0.5 | <0.5 | <1 | <0.5 | <1 | <0.5 | <0.5 | <0.5 | <0.5 | <0.5 | <2 | <0.5 | <2 | <0.5 | <2 | <0.5 | <0.5 | <0.5 | <0.5 | <0.5 | <1 | <0.5 | <0.5 | <1 | <1.5 | <1 | <0.5 | <50 | <50 | <50 | <50 |
| 92537489 | MW-63_20210506 | MW-63 | 05/06/2021 | <5 | <0.5 | <0.5 | <0.5 | <0.5 | <0.5 | <1 | <0.5 | <1 | <0.5 | <0.5 | <0.5 | <0.5 | <0.5 | <2 | <0.5 | <2 | <0.5 | <2 | <0.5 | <0.5 | <0.5 | <0.5 | <0.5 | <1 | <0.5 | <0.5 | <1 | <1.5 | <1 | <0.5 | <50 | <50 | <50 | <50 |
| 92542375 | MW-63_20210603 | MW-63 | 06/03/2021 | <5 | <0.5 | <0.5 | <0.5 | <0.5 | <0.5 | <1 | <0.5 | <1 | <0.5 | <0.5 | <0.5 | <0.5 | <0.5 | <2 | <0.5 | <2 | <0.5 | <2 | <0.5 | <0.5 | <0.5 | <0.5 | <0.5 | <1 | <0.5 | <0.5 | <1 | <1.5 | <1 | <0.5 | <50 | <50 | <50 | <50 |
| 92548168 | MW-63_20210707 | MW-63 | 07/07/2021 | <5 | <0.5 | <0.5 | <0.5 | <0.5 | <0.5 | <1 | <0.5 | <1 | <0.5 | <0.5 | <0.5 | <0.5 | <0.5 | <2 | <0.5 | <2 | <0.5 | <2 | <0.5 | <0.5 | <0.5 | <0.5 | <0.5 | <1 | <0.5 | <0.5 | <1 | <1.5 | <1 | <0.5 | <50 | <50 | <50 | <50 |
| 92554137 | MW-63_20210805 | MW-63 | 08/05/2021 | <5 | <0.5 | <0.5 | <0.5 | <0.5 | <0.5 | <1 | <0.5 | <1 | <0.5 | <0.5 | <0.5 | <0.5 | <0.5 | <2 | <0.5 | <2 | <0.5 | <2 | <0.5 | <0.5 | <0.5 | <0.5 | <0.5 | <1 | <0.5 | <0.5 | <1 | <1.5 | <1 | <0.5 | <50 | <50 | <50 | <50 |
| 92559360 | MW-63_20210902 | MW-63 | 09/02/2021 | <5 | **5.0** | <0.5 | <0.5 | <0.5 | <0.5 | <1 | <0.5 | <1 | <0.5 | <0.5 | <0.5 | **2.8** | **2.1** | <2 | <0.5 | <2 | <0.5 | <2 | <0.5 | <0.5 | <0.5 | **15.8** | <0.5 | <1 | **0.58** | <0.5 | <1 | **8.5** | **5.0** | **3.5** | **89.2** | <50 | <50 | **113** |
| 92561826 | MW-63_20210916 | MW-63 | 09/16/2021 | <5 | **0.35J** | <0.5 | <0.5 | <0.5 | <0.5 | <1 | <0.5 | <1 | <0.5 | <0.5 | <0.5 | **3.3** | **0.35J** | <2 | <0.5 | <2 | <0.5 | <2 | <0.5 | <0.5 | <0.5 | **1.7** | <0.5 | <1 | <0.5 | <0.5 | <1 | **2.59** | **1.7** | **0.89** | <50 | <50 | <50 | <50 |
| 92564084 | MW-63_20210929 | MW-63 | 09/29/2021 | <5.0 | **0.19J** | <0.5 | <0.5 | <0.5 | <0.5 | <0.5 | **0.24J** | <2 | <0.5 | <0.5 | <0.5 | **4.5** | <0.5 | <0.6 | <0.5 | <5 | <0.5 | <0.5 | <0.5 | <0.5 | <0.5 | **0.15J** | <0.5 | <0.5 | <0.5 | <0.5 | <0.5 | <1.5 | <1 | <0.5 | <100 | <100 | <100 | NA |
| 92515354 | MW-64_20210107 | MW-64 | 01/07/2021 | **101** | <0.5 | <0.5 | <0.5 | <0.5 | <0.5 | <1 | **1.5** | <1 | <0.5 | <0.5 | <0.5 | <0.5 | <0.5 | <2 | <0.5 | <2 | <0.5 | <2 | <0.5 | <0.5 | <0.5 | <0.5 | <0.5 | <1 | <0.5 | <0.5 | <1 | <1.5 | <1 | <0.5 | <100 | <100 | <100 | <100 |
| 92515354 | Dup-1-20210107 | MW-64 | 01/07/2021 | **94.8** | <0.5 | <0.5 | <0.5 | <0.5 | <0.5 | <1 | **1.7** | <1 | <0.5 | <0.5 | <0.5 | <0.5 | <0.5 | <2 | <0.5 | <2 | <0.5 | <2 | <0.5 | <0.5 | <0.5 | <0.5 | <0.5 | <1 | <0.5 | <0.5 | <1 | <1.5 | <1 | <0.5 | <100 | <100 | <100 | <100 |
| 92522267 | MW-64_20210215 | MW-64 | 02/15/2021 | **14.5** | <0.5 | <0.5 | <0.5 | <0.5 | <0.5 | <1 | **0.77** | <1 | <0.5 | <0.5 | <0.5 | <0.5 | <0.5 | <2 | <0.5 | <2 | <0.5 | <2 | <0.5 | <0.5 | <0.5 | <0.5 | <0.5 | <1 | <0.5 | <0.5 | <1 | <1.5 | <1 | <0.5 | <100 | <100 | <100 | <100 |
| 92526262 | MW-64_20210308 | MW-64 | 03/08/2021 | **12.8** | <0.5 | <0.5 | <0.5 | <0.5 | <0.5 | <1 | **1.2** | <1 | <0.5 | <0.5 | <0.5 | <0.5 | <0.5 | <2 | <0.5 | <2 | <0.5 | <2 | <0.5 | <0.5 | <0.5 | <0.5 | <0.5 | <1 | <0.5 | <0.5 | <1 | <1.5 | <1 | <0.5 | <100 | <100 | <100 | <100 |
| 92531238 | MW-64_20210405 | MW-64 | 04/05/2021 | <5 | <0.5 | <0.5 | <0.5 | <0.5 | <0.5 | <1 | <0.5 | <1 | <0.5 | <0.5 | <0.5 | <0.5 | <0.5 | <2 | <0.5 | <2 | <0.5 | <2 | <0.5 | <0.5 | <0.5 | <0.5 | <0.5 | <1 | <0.5 | <0.5 | <1 | <1.5 | <1 | <0.5 | <50 | <50 | <50 | <50 |
| 92536430 | MW-64_20210503 | MW-64 | 05/03/2021 | <5 | <0.5 | <0.5 | <0.5 | <0.5 | <0.5 | <1 | <0.5 | <1 | <0.5 | <0.5 | <0.5 | <0.5 | <0.5 | <2 | <0.5 | <2 | <0.5 | <2 | <0.5 | <0.5 | <0.5 | <0.5 | <0.5 | <1 | <0.5 | <0.5 | <1 | <1.5 | <1 | <0.5 | <50 | <50 | <50 | <50 |
| 92541706 | MW-64_20210601 | MW-64 | 06/01/2021 | <5 | <0.5 | <0.5 | <0.5 | <0.5 | <0.5 | <1 | <0.5 | <1 | <0.5 | <0.5 | <0.5 | <0.5 | <0.5 | <2 | <0.5 | <2 | <0.5 | <2 | <0.5 | <0.5 | <0.5 | <0.5 | <0.5 | <1 | <0.5 | <0.5 | <1 | <1.5 | <1 | <0.5 | <50 | <50 | <50 | <50 |
| 92547898 | MW-64_20210706 | MW-64 | 07/06/2021 | **5.8** | <0.5 | <0.5 | <0.5 | <0.5 | <0.5 | <1 | **1.3** | <1 | <0.5 | <0.5 | <0.5 | <0.5 | <0.5 | <2 | <0.5 | <2 | <0.5 | <2 | <0.5 | <0.5 | <0.5 | <0.5 | <0.5 | <1 | <0.5 | <0.5 | <1 | <1.5 | <1 | <0.5 | <50 | <50 | <50 | <50 |
| 92552963 | MW-64_20210802 | MW-64 | 08/02/2021 | <5 | <0.5 | <0.5 | <0.5 | <0.5 | <0.5 | <1 | **0.51** | <1 | <0.5 | <0.5 | <0.5 | <0.5 | <0.5 | <2 | <0.5 | <2 | <0.5 | <2 | <0.5 | <0.5 | <0.5 | <0.5 | <0.5 | <1 | <0.5 | <0.5 | <1 | <1.5 | <1 | <0.5 | <50 | <50 | <50 | <50 |
| 92558448 | MW-64_20210830 | MW-64 | 08/30/2021 | <5 | <0.5 | <0.5 | <0.5 | <0.5 | <0.5 | <1 | <0.5 | <1 | <0.5 | <0.5 | <0.5 | <0.5 | <0.5 | <2 | <0.5 | <2 | <0.5 | <2 | <0.5 | <0.5 | <0.5 | <0.5 | <0.5 | <1 | <0.5 | <0.5 | <1 | <1.5 | <1 | <0.5 | <50 | <50 | <50 | <50 |
| 92564680 | MW-64_20211004 | MW-64 | 10/04/2021 | <5.0 | <0.5 | <0.5 | <0.5 | <0.5 | <0.5 | <0.5 | **0.39J** | <0.6 | <0.5 | <0.5 | <0.5 | <0.5 | <0.5 | <0.6 | <0.5 | <5 | <0.5 | <0.5 | <0.5 | <0.5 | <0.5 | <0.5 | <0.5 | <0.5 | <0.5 | <0.5 | <0.5 | <1.5 | <1 | <0.5 | <100 | <100 | <100 | NA |
| 92569881 | MW-64_20211101 | MW-64 | 11/01/2021 | <5 | <0.5 | <0.5 | <0.5 | <0.5 | <0.5 | <1 | **0.71** | <1 | <0.5 | <0.5 | <0.5 | <0.5 | <0.5 | <2 | <0.5 | <2 | <0.5 | <2 | <0.5 | <0.5 | <0.5 | <0.5 | <0.5 | <1 | <0.5 | <0.5 | <1 | <1.5 | <1 | <0.5 | <50 | <50 | <50 | <50 |
| 92574898 | MW-64_20211130 | MW-64 | 11/30/2021 | <5 | <0.5 | <0.5 | <0.5 | <0.5 | <0.5 | <1 | **1.3** | <1 | <0.5 | <0.5 | <0.5 | <0.5 | <0.5 | <2 | <0.5 | <2 | <0.5 | <2 | <0.5 | <0.5 | <0.5 | <0.5 | <0.5 | <1 | <0.5 | <0.5 | <1 | <1.5 | <1 | <0.5 | <50 | <50 | <50 | <50 |
| 92580643<br>92580642 | MW-64_20220103 | MW-64 | 01/03/2022 | **0.64J** | <0.5 | <0.5 | <0.5 | <0.5 | <0.5 | <1 | **0.9** | <1 | <0.5 | <0.5 | <0.5 | <0.5 | <0.5 | <2 | <0.5 | <2 | <0.5 | <2 | <0.5 | <0.5 | <0.5 | <0.5 | <0.5 | <1 | <0.5 | <0.5 | <1 | <1.5 | <1 | <0.5 | <50 | <50 | <50 | <50 |
| 92515354 | MW-65_20210107 | MW-65 | 01/07/2021 | **264** | <0.5 | <0.5 | <0.5 | <0.5 | <0.5 | <1 | <0.5 | <1 | <0.5 | <0.5 | <0.5 | <0.5 | <0.5 | <2 | <0.5 | <2 | <0.5 | <2 | <0.5 | <0.5 | <0.5 | <0.5 | <0.5 | <1 | <0.5 | <0.5 | <1 | <1.5 | <1 | <0.5 | <100 | <100 | <100 | <100 |
| 92522267 | MW-65_20210215 | MW-65 | 02/15/2021 | <5 | <0.5 | <0.5 | <0.5 | <0.5 | <0.5 | <1 | <0.5 | <1 | <0.5 | <0.5 | <0.5 | <0.5 | <0.5 | <2 | <0.5 | <2 | <0.5 | <2 | <0.5 | <0.5 | <0.5 | <0.5 | <0.5 | <1 | <0.5 | <0.5 | <1 | <1.5 | <1 | <0.5 | <100 | <100 | <100 | <100 |
| 92526262 | MW-65_20210308 | MW-65 | 03/08/2021 | **7.2** | <0.5 | <0.5 | <0.5 | <0.5 | <0.5 | <1 | <0.5 | <1 | <0.5 | <0.5 | <0.5 | <0.5 | <0.5 | <2 | <0.5 | <2 | <0.5 | <2 | <0.5 | <0.5 | <0.5 | <0.5 | <0.5 | <1 | <0.5 | <0.5 | <1 | <1.5 | <1 | <0.5 | <100 | <100 | <100 | <100 |
| 92531238 | MW-65_20210405 | MW-65 | 04/05/2021 | <5 | <0.5 | <0.5 | <0.5 | <0.5 | <0.5 | <1 | <0.5 | <1 | <0.5 | <0.5 | <0.5 | <0.5 | <0.5 | <2 | <0.5 | <2 | <0.5 | <2 | <0.5 | <0.5 | <0.5 | <0.5 | <0.5 | <1 | <0.5 | <0.5 | <1 | <1.5 | <1 | <0.5 | <50 | <50 | <50 | <50 |
| 92536430 | MW-65_20210503 | MW-65 | 05/03/2021 | <5 | <0.5 | <0.5 | <0.5 | <0.5 | <0.5 | <1 | <0.5 | <1 | <0.5 | <0.5 | <0.5 | <0.5 | <0.5 | <2 | <0.5 | <2 | <0.5 | <2 | <0.5 | <0.5 | <0.5 | <0.5 | <0.5 | <1 | <0.5 | <0.5 | <1 | <1.5 | <1 | <0.5 | <50 | <50 | <50 | <50 |
| 92541706 | MW-65_20210601 | MW-65 | 06/01/2021 | <5 | <0.5 | <0.5 | <0.5 | <0.5 | <0.5 | <1 | <0.5 | <1 | <0.5 | <0.5 | <0.5 | <0.5 | <0.5 | <2 | <0.5 | <2 | <0.5 | <2 | <0.5 | <0.5 | <0.5 | <0.5 | <0.5 | <1 | <0.5 | <0.5 | <1 | <1.5 | <1 | <0.5 | <50 | <50 | <50 | <50 |
| 92547898 | MW-65_20210706 | MW-65 | 07/06/2021 | **4.6J** | <0.5 | <0.5 | <0.5 | <0.5 | <0.5 | <1 | <0.5 | <1 | <0.5 | <0.5 | <0.5 | <0.5 | <0.5 | <2 | <0.5 | <2 | <0.5 | <2 | <0.5 | <0.5 | <0.5 | <0.5 | <0.5 | <1 | <0.5 | <0.5 | <1 | <1.5 | <1 | <0.5 | <50 | <50 | <50 | <50 |
| 92552963 | MW-65_20210802 | MW-65 | 08/02/2021 | **5.7** | <0.5 | <0.5 | <0.5 | <0.5 | <0.5 | <1 | <0.5 | <1 | <0.5 | <0.5 | <0.5 | <0.5 | <0.5 | <2 | <0.5 | <2 | <0.5 | <2 | <0.5 | <0.5 | <0.5 | <0.5 | <0.5 | <1 | <0.5 | <0.5 | <1 | <1.5 | <1 | <0.5 | <50 | <50 | <50 | <50 |
| 92558448 | MW-65_20210830 | MW-65 | 08/30/2021 | <5 | <0.5 | <0.5 | <0.5 | <0.5 | <0.5 | <1 | <0.5 | <1 | <0.5 | <0.5 | <0.5 | <0.5 | <0.5 | <2 | <0.5 | <2 | <0.5 | <2 | <0.5 | <0.5 | <0.5 | <0.5 | <0.5 | <1 | <0.5 | <0.5 | <1 | <1 | <1 | <0.5 | <50 | <50 | <50 | <50 |
| 92564680 | MW-65_20211004 | MW-65 | 10/04/2021 | <5.0 | <0.5 | <0.5 | <0.5 | <0.5 | <0.5 | <0.5 | <0.5 | <0.6 | <0.5 | <0.5 | <0.5 | <0.5 | <0.5 | <0.6 | <0.5 | <5 | <0.5 | <0.5 | <0.5 | <0.5 | <0.5 | <0.5 | <0.5 | <0.5 | <0.5 | <0.5 | <0.5 | <1.5 | <1 | <0.5 | <100 | <100 | <100 | NA |
| 92569881 | MW-65_20211101 | MW-65 | 11/01/2021 | **34.5** | <0.5 | <0.5 | <0.5 | <0.5 | <0.5 | <1 | <0.5 | <1 | <0.5 | <0.5 | <0.5 | <0.5 | <0.5 | <2 | <0.5 | <2 | <0.5 | <2 | <0.5 | <0.5 | <0.5 | <0.5 | <0.5 | <1 | <0.5 | <0.5 | <1 | <1.5 | <1 | <0.5 | <50 | <50 | <50 | <50 |
| 92574898 | MW-65_20211130 | MW-65 | 11/30/2021 | <5 | <0.5 | <0.5 | <0.5 | <0.5 | <0.5 | <1 | <0.5 | <1 | <0.5 | <0.5 | <0.5 | <0.5 | <0.5 | <2 | <0.5 | <2 | <0.5 | <2 | <0.5 | <0.5 | <0.5 | <0.5 | <0.5 | <1 | <0.5 | <0.5 | <1 | <1.5 | <1 | <0.5 | <50 | <50 | <50 | <50 |
| 92580643<br>92580642 | MW-65_20220103 | MW-65 | 01/03/2022 | **0.27J** | <0.5 | <0.5 | <0.5 | <0.5 | <0.5 | <1 | <0.5 | <1 | <0.5 | <0.5 | <0.5 | <0.5 | <0.5 | <2 | <0.5 | <2 | <0.5 | <2 | <0.5 | <0.5 | <0.5 | <0.5 | <0.5 | <1 | <0.5 | <0.5 | <1 | <1.5 | <1 | <0.5 | <50 | <50 | <50 | <50 |
| 92515387 | MW-66_20210107 | MW-66 | 01/07/2021 | **107** | <0.5 | <0.5 | **2.8** | <0.5 | <0.5 | <1 | **12** | <1 | <0.5 | **0.63** | <0.5 | <0.5 | <0.5 | <2 | <0.5 | <2 | <0.5 | <2 | <0.5 | <0.5 | <0.5 | <0.5 | <0.5 | <1 | <0.5 | <0.5 | <1 | <1.5 | <1 | <0.5 | <100 | <100 | <100 | <100 |
| 92522125 | MW-66_20210212 | MW-66 | 02/12/2021 | <5 | <0.5 | <0.5 | **2.5** | <0.5 | <0.5 | <1 | **8.6** | <1 | <0.5 | **0.62** | <0.5 | <0.5 | <0.5 | <2 | <0.5 | <2 | <0.5 | <2 | <0.5 | <0.5 | <0.5 | **3** | <0.5 | <1 | <0.5 | <0.5 | <1 | **2.49** | **1.6** | **0.89** | **165** | <100 | <100 | **165** |
| 92526989 | MW-66_20210310 | MW-66 | 03/10/2021 | **5.9** | <0.5 | <0.5 | **2.2** | <0.5 | <0.5 | <1 | **8.5** | <1 | <0.5 | **0.55** | <0.5 | <0.5 | <0.5 | <2 | <0.5 | <2 | <0.5 | <2 | <0.5 | <0.5 | <0.5 | <0.5 | <0.5 | <1 | <0.5 | <0.5 | <1 | <1.5 | <1 | <0.5 | <100 | <100 | <100 | <100 |
| 92531227 | MW-66_20210405 | MW-66 | 04/05/2021 | <5 | <0.5 | <0.5 | **1.4** | <0.5 | <0.5 | <1 | **5.3** | <1 | <0.5 | <0.5 | <0.5 | <0.5 | <0.5 | <2 | <0.5 | <2 | <0.5 | <2 | <0.5 | <0.5 | <0.5 | <0.5 | <0.5 | <1 | <0.5 | <0.5 | <1 | <1.5 | <1 | <0.5 | <50 | <50 | <50 | <50 |
| 92536738 | MW-66_20210504 | MW-66 | 05/04/2021 | <5 | <0.5 | <0.5 | **1.0** | <0.5 | <0.5 | <1 | **4.0** | <1 | <0.5 | <0.5 | <0.5 | <0.5 | <0.5 | <2 | <0.5 | <2 | <0.5 | <2 | <0.5 | <0.5 | <0.5 | <0.5 | <0.5 | <1 | <0.5 | <0.5 | <1 | <1 | <1 | <0.5 | <50 | <50 | <50 | <50 |
| 92541705 | MW-66_20210601 | MW-66 | 06/01/2021 | <5 | <0.5 | <0.5 | **1.1** | <0.5 | <0.5 | <1 | **4.5** | <1 | <0.5 | <0.5 | <0.5 | <0.5 | <0.5 | <2 | <0.5 | <2 | <0.5 | <2 | <0.5 | <0.5 | <0.5 | <0.5 | <0.5 | <1 | <0.5 | <0.5 | <1 | <1.5 | <1 | <0.5 | <50 | <50 | <50 | <50 |
| 92547901 | MW-66_20210706 | MW-66 | 07/06/2021 | **11.6** | <0.5 | <0.5 | **1.2** | <0.5 | <0.5 | <1 | **4.7** | <1 | <0.5 | <0.5 | <0.5 | <0.5 | <0.5 | <2 | <0.5 | <2 | <0.5 | <2 | <0.5 | <0.5 | <0.5 | <0.5 | <0.5 | <1 | <0.5 | <0.5 | <1 | <1.5 | <1 | <0.5 | <50 | <50 | <50 | <50 |

**Table 5A**
**Summary of Monitoring Well Sampling Results**

Colonial Pipeline Company
2020-L1-SR2448
Huntersville, North Carolina

| Lab Report Number | Sample ID | Well ID | Sample Date | Metals (µg/L) | VOCs (µg/L) | | | | | | | | | | | | | | | | | | | | | | | | | | | | MADEP VPH (µg/L) | | | |
|---|---|---|---|---|---|---|---|---|---|---|---|---|---|---|---|---|---|---|---|---|---|---|---|---|---|---|---|---|---|---|---|---|---|---|---|---|
| | | | | Lead | Benzene | Bromochloromethane | Bromodichloromethane | n-Butylbenzene | sec-Butylbenzene | Chloroethane | Chloroform | Chloromethane | 2-Chlorotoluene | Dibromochloromethane | 1,2-Dichloroethane | Diisopropyl ether | Ethylbenzene | Hexachloro-1,3-butadiene | Isopropylbenzene (Cumene) | Methylene Chloride | Methyl-tert-butyl ether | Naphthalene | n-Propylbenzene | Styrene | Tetrachloroethene | Toluene | Trichloroethene | Trichlorofluoromethane | 1,2,4-Trimethylbenzene | 1,3,5-Trimethylbenzene | Vinyl chloride | Xylene (Total) | m&p-Xylene | o-Xylene | C5 - C8 Aliphatics | C9 - C12 Aliphatics | C9 - C10 Aromatics | VPH (Total) |
| **NCAC 2L Standards** | | | | **15** | **1** | **NE** | **0.6** | **70** | **70** | **3000** | **70** | **3** | **100** | **0.4** | **0.4** | **70** | **600** | **0.4** | **70** | **5** | **20** | **6** | **70** | **70** | **0.7** | **600** | **3** | **2000** | **400** | **400** | **0.03** | **500** | **500** | **500** | **400** | **700** | **200** | **NE** |
| **IMAC Standards** | | | | -- | -- | -- | -- | -- | -- | -- | -- | -- | -- | -- | -- | -- | -- | -- | -- | -- | -- | -- | -- | -- | -- | -- | -- | -- | -- | -- | -- | -- | -- | -- | -- | -- | -- |
| 92552929 | MW-66_20210802 | MW-66 | 08/02/2021 | <5 | <0.5 | <0.5 | **0.93** | <0.5 | <0.5 | <1 | **3.6** | <1 | <0.5 | <0.5 | <0.5 | <0.5 | <0.5 | <2 | <0.5 | <2 | <0.5 | <2 | <0.5 | <0.5 | <0.5 | <0.5 | <0.5 | <1 | <0.5 | <0.5 | <1 | <1.5 | <1 | <0.5 | <50 | <50 | <50 | <50 |
| 92558450 | MW-66_20210830 | MW-66 | 08/30/2021 | <5 | <0.5 | **1.1** | <0.5 | <0.5 | <0.5 | <1 | **5.2** | <1 | <0.5 | <0.5 | <0.5 | <0.5 | <0.5 | <2 | <0.5 | <2 | <0.5 | <2 | <0.5 | <0.5 | <0.5 | <0.5 | <0.5 | <1 | <0.5 | <0.5 | <1 | <1 | <1 | <0.5 | <50 | <50 | <50 | <50 |
| 92564679 | MW-66_20211004 | MW-66 | 10/04/2021 | **5.0J** | <0.5 | <0.5 | **1.6** | <0.5 | <0.5 | <0.5 | **5.5** | <0.6 | <0.5 | **0.41J** | <0.5 | <0.5 | <0.5 | <0.6 | <0.5 | <5 | <0.5 | <0.5 | <0.5 | <0.5 | <0.5 | <0.5 | <0.5 | <0.5 | <0.5 | <0.5 | <0.5 | <1.5 | <1 | <0.5 | <100 | <100 | <100 | NA |
| 92569880 | MW-66_20211101 | MW-66 | 11/01/2021 | <5 | <0.5 | <0.5 | **1.4** | <0.5 | <0.5 | <1 | **5.7** | <1 | <0.5 | **0.39J** | <0.5 | <0.5 | <0.5 | <2 | <0.5 | <2 | <0.5 | <2 | <0.5 | <0.5 | <0.5 | <0.5 | <0.5 | <1 | <0.5 | <0.5 | <1 | <1.5 | <1 | <0.5 | <50 | <50 | <50 | <50 |
| 92574894 | MW-66_20211130 | MW-66 | 11/30/2021 | <5 | <0.5 | <0.5 | **1.8** | <0.5 | <0.5 | <1 | **6.5** | <1 | <0.5 | **0.44J** | <0.5 | <0.5 | <0.5 | <2 | <0.5 | <2 | <0.5 | <2 | <0.5 | <0.5 | <0.5 | <0.5 | <0.5 | <1 | <0.5 | <0.5 | <1 | <1.5 | <1 | <0.5 | <50 | <50 | <50 | <50 |
| 92580646<br>92580647 | MW-66_20220103 | MW-66 | 01/03/2022 | **46.9** | <0.5 | <0.5 | **1.5** | <0.5 | <0.5 | <1 | **7.4** | <1 | <0.5 | <0.5 | <0.5 | <0.5 | <0.5 | <2 | <0.5 | <2 | <0.5 | <2 | <0.5 | <0.5 | <0.5 | <0.5 | <0.5 | <1 | <0.5 | <0.5 | <1 | <1.5 | <1 | <0.5 | <50 | <50 | <50 | <50 |
| 92515387 | MW- 67_20210107 | MW-67 | 01/07/2021 | **23.2** | <0.5 | <0.5 | <0.5 | <0.5 | <0.5 | <1 | **1.5** | <1 | <0.5 | <0.5 | <0.5 | <0.5 | <0.5 | <2 | <0.5 | <2 | <0.5 | <2 | <0.5 | <0.5 | <0.5 | **106** | <0.5 | <1 | <0.5 | <0.5 | <1 | <1.5 | <1 | <0.5 | **116** | <100 | <100 | **116** |
| 92522125 | MW-67_20210212 | MW-67 | 02/12/2021 | <5 | <0.5 | <0.5 | <0.5 | <0.5 | <0.5 | <1 | <0.5 | <1 | <0.5 | <0.5 | <0.5 | <0.5 | <0.5 | <2 | <0.5 | <2 | <0.5 | <2 | <0.5 | <0.5 | <0.5 | **8.2** | <0.5 | <1 | <0.5 | <0.5 | <1 | **1.99** | **1.4** | **0.59** | <100 | <100 | <100 | <100 |
| 92526617 | MW-67_20210309 | MW-67 | 03/09/2021 | <5 | <0.5 | <0.5 | <0.5 | <0.5 | <0.5 | <1 | <0.5 | <1 | <0.5 | <0.5 | <0.5 | <0.5 | <0.5 | <2 | <0.5 | <2 | <0.5 | <2 | <0.5 | <0.5 | <0.5 | **4.8** | <0.5 | <1 | <0.5 | <0.5 | <1 | <1.5 | <1 | <0.5 | <100 | <100 | <100 | <100 |
| 92526617 | DUP-1-20210309 | MW-67 | 03/09/2021 | <5 | <0.5 | <0.5 | <0.5 | <0.5 | <0.5 | <1 | <0.5 | <1 | <0.5 | <0.5 | <0.5 | <0.5 | <0.5 | <2 | <0.5 | <2 | <0.5 | <2 | <0.5 | <0.5 | <0.5 | **4.1** | <0.5 | <1 | <0.5 | <0.5 | <1 | <1.5 | <1 | <0.5 | <100 | <100 | <100 | <100 |
| 92531227 | MW-67_20210405 | MW-67 | 04/05/2021 | <5 | <0.5 | <0.5 | <0.5 | <0.5 | <0.5 | <1 | <0.5 | <1 | <0.5 | <0.5 | <0.5 | <0.5 | <0.5 | <2 | <0.5 | <2 | <0.5 | <2 | <0.5 | <0.5 | <0.5 | **3.1** | <0.5 | <1 | <0.5 | <0.5 | <1 | <1.5 | <1 | <0.5 | <50 | <50 | <50 | <50 |
| 92536429 | MW-67_20210503 | MW-67 | 05/03/2021 | <5 | <0.5 | <0.5 | <0.5 | <0.5 | <0.5 | <1 | <0.5 | <1 | <0.5 | <0.5 | <0.5 | <0.5 | <0.5 | <2 | <0.5 | <2 | <0.5 | <2 | <0.5 | <0.5 | <0.5 | **0.75** | <0.5 | <1 | <0.5 | <0.5 | <1 | <1.5 | <1 | <0.5 | <50 | <50 | <50 | <50 |
| 92541705 | MW-67_20210601 | MW-67 | 06/01/2021 | <5 | <0.5 | <0.5 | <0.5 | <0.5 | <0.5 | <1 | <0.5 | <1 | <0.5 | <0.5 | <0.5 | <0.5 | <0.5 | <2 | <0.5 | <2 | <0.5 | <2 | <0.5 | <0.5 | <0.5 | **2.4** | <0.5 | <1 | <0.5 | <0.5 | <1 | <1.5 | <1 | <0.5 | <50 | <50 | <50 | <50 |
| 92547901 | MW-67_20210706 | MW-67 | 07/06/2021 | **5.9** | <0.5 | <0.5 | <0.5 | <0.5 | <0.5 | <1 | <0.5 | <1 | <0.5 | <0.5 | <0.5 | <0.5 | <0.5 | <2 | <0.5 | <2 | <0.5 | <2 | <0.5 | <0.5 | <0.5 | <0.5 | <0.5 | <1 | <0.5 | <0.5 | <1 | <1.5 | <1 | <0.5 | <50 | <50 | <50 | <50 |
| 92552929 | MW-67_20210802 | MW-67 | 08/02/2021 | <5 | <0.5 | <0.5 | <0.5 | <0.5 | <0.5 | <1 | <0.5 | <1 | <0.5 | <0.5 | <0.5 | <0.5 | <0.5 | <2 | <0.5 | <2 | <0.5 | <2 | <0.5 | <0.5 | <0.5 | <0.5 | <0.5 | <1 | <0.5 | <0.5 | <1 | <1.5 | <1 | <0.5 | <50 | <50 | <50 | <50 |
| 92552929 | DUP-1 20210802 | MW-67 | 08/02/2021 | <5 | <0.5 | <0.5 | <0.5 | <0.5 | <0.5 | <1 | <0.5 | <1 | <0.5 | <0.5 | <0.5 | <0.5 | <0.5 | <2 | <0.5 | <2 | <0.5 | <2 | <0.5 | <0.5 | <0.5 | <0.5 | <0.5 | <1 | <0.5 | <0.5 | <1 | <1.5 | <1 | <0.5 | <50 | <50 | <50 | <50 |
| 92558450 | MW-67_20210830 | MW-67 | 08/30/2021 | <5 | <0.5 | <0.5 | <0.5 | <0.5 | <0.5 | <1 | <0.5 | <1 | <0.5 | <0.5 | <0.5 | <0.5 | <0.5 | <2 | <0.5 | <2 | <0.5 | <2 | <0.5 | <0.5 | <0.5 | <0.5 | <0.5 | <1 | <0.5 | <0.5 | <1 | <1 | <1 | <0.5 | <50 | <50 | <50 | <50 |
| 92558450 | DUP-1-20210830 | MW-67 | 08/30/2021 | <5 | <0.5 | <0.5 | <0.5 | <0.5 | <0.5 | <1 | <0.5 | <1 | <0.5 | <0.5 | <0.5 | <0.5 | <0.5 | <2 | <0.5 | <2 | <0.5 | <2 | <0.5 | <0.5 | <0.5 | <0.5 | <0.5 | <1 | <0.5 | <0.5 | <1 | <1 | <1 | <0.5 | <50 | <50 | <50 | <50 |
| 92564679 | MW-67_20211004 | MW-67 | 10/04/2021 | <5.0 | <0.5 | <0.5 | <0.5 | <0.5 | <0.5 | <0.5 | <0.5 | <0.6 | <0.5 | <0.5 | <0.5 | <0.5 | <0.5 | <0.6 | <0.5 | <5 | <0.5 | <0.5 | <0.5 | <0.5 | <0.5 | <0.5 | <0.5 | <0.5 | <0.5 | <0.5 | <0.5 | <1.5 | <1 | <0.5 | <100 | <100 | <100 | NA |
| 92564679 | DUP-1-20211004 | MW-67 | 10/04/2021 | <5.0 | <0.5 | <0.5 | <0.5 | <0.5 | <0.5 | <0.5 | <0.5 | <0.6 | <0.5 | <0.5 | <0.5 | <0.5 | <0.5 | <0.6 | <0.5 | <5 | <0.5 | <0.5 | <0.5 | <0.5 | <0.5 | <0.5 | <0.5 | <0.5 | <0.5 | <0.5 | <0.5 | <1.5 | <1 | <0.5 | <100 | <100 | <100 | NA |
| 92569880 | MW-67_20211101 | MW-67 | 11/01/2021 | <5 | <0.5 | <0.5 | <0.5 | <0.5 | <0.5 | <1 | <0.5 | <1 | <0.5 | <0.5 | <0.5 | <0.5 | <0.5 | <2 | <0.5 | <2 | <0.5 | <2 | <0.5 | <0.5 | <0.5 | <0.5 | <0.5 | <1 | <0.5 | <0.5 | <1 | <1.5 | <1 | <0.5 | <50 | <50 | <50 | <50 |
| 92569880 | DUP-2-20211101 | MW-67 | 11/01/2021 | <5 | <0.5 | <0.5 | <0.5 | <0.5 | <0.5 | <1 | <0.5 | <1 | <0.5 | <0.5 | <0.5 | <0.5 | <0.5 | <2 | <0.5 | <2 | <0.5 | <2 | <0.5 | <0.5 | <0.5 | <0.5 | <0.5 | <1 | <0.5 | <0.5 | <1 | <1.5 | <1 | <0.5 | <50 | <50 | <50 | <50 |
| 92574894 | MW-67_20211130 | MW-67 | 11/30/2021 | <5 | <0.5 | <0.5 | <0.5 | <0.5 | <0.5 | <1 | <0.5 | <1 | <0.5 | <0.5 | <0.5 | <0.5 | <0.5 | <2 | <0.5 | <2 | <0.5 | <2 | <0.5 | <0.5 | <0.5 | <0.5 | <0.5 | <1 | <0.5 | <0.5 | <1 | <1.5 | <1 | <0.5 | <50 | <50 | <50 | <50 |
| 92580646<br>92580647 | MW-67_20220103 | MW-67 | 01/03/2022 | **0.72J** | <0.5 | <0.5 | <0.5 | <0.5 | <0.5 | <1 | <0.5 | <1 | <0.5 | <0.5 | <0.5 | <0.5 | <0.5 | <2 | <0.5 | <2 | <0.5 | <2 | <0.5 | <0.5 | <0.5 | <0.5 | <0.5 | <1 | <0.5 | <0.5 | <1 | <1.5 | <1 | <0.5 | <50 | <50 | <50 | <50 |
| 92515387 | MW- 68_20210107 | MW-68 | 01/07/2021 | **99.2** | <0.5 | <0.5 | <0.5 | <0.5 | <0.5 | <1 | <0.5 | <1 | <0.5 | <0.5 | <0.5 | <0.5 | <0.5 | <2 | <0.5 | <2 | <0.5 | <2 | <0.5 | <0.5 | <0.5 | <0.5 | <0.5 | <1 | <0.5 | <0.5 | <1 | <1.5 | <1 | <0.5 | <100 | <100 | <100 | <100 |
| 92522266 | MW-68_20210215 | MW-68 | 02/15/2021 | **15.5** | <0.5 | <0.5 | <0.5 | <0.5 | <0.5 | <1 | <0.5 | <1 | <0.5 | <0.5 | <0.5 | <0.5 | <0.5 | <2 | <0.5 | <2 | <0.5 | <2 | <0.5 | <0.5 | <0.5 | <0.5 | <0.5 | <1 | <0.5 | <0.5 | <1 | <1.5 | <1 | <0.5 | <100 | <100 | <100 | <100 |
| 92526617 | MW-68_20210309 | MW-68 | 03/09/2021 | **5.9** | <0.5 | <0.5 | <0.5 | <0.5 | <0.5 | <1 | <0.5 | <1 | <0.5 | <0.5 | <0.5 | <0.5 | <0.5 | <2 | <0.5 | <2 | <0.5 | <2 | <0.5 | <0.5 | <0.5 | <0.5 | <0.5 | <1 | <0.5 | <0.5 | <1 | <1.5 | <1 | <0.5 | <100 | <100 | <100 | <100 |
| 92531227 | MW-68_20210405 | MW-68 | 04/05/2021 | **6.6** | <0.5 | <0.5 | <0.5 | <0.5 | <0.5 | <1 | <0.5 | <1 | <0.5 | <0.5 | <0.5 | <0.5 | <0.5 | <2 | <0.5 | <2 | <0.5 | <2 | <0.5 | <0.5 | <0.5 | <0.5 | <0.5 | <1 | <0.5 | <0.5 | <1 | <1.5 | <1 | <0.5 | <50 | <50 | <50 | <50 |
| 92536738 | MW-68_20210504 | MW-68 | 05/04/2021 | <5 | <0.5 | <0.5 | <0.5 | <0.5 | <0.5 | <1 | <0.5 | <1 | <0.5 | <0.5 | <0.5 | <0.5 | <0.5 | <2 | <0.5 | <2 | <0.5 | <2 | <0.5 | <0.5 | <0.5 | <0.5 | <0.5 | <1 | <0.5 | <0.5 | <1 | <1.5 | <1 | <0.5 | <50 | <50 | <50 | <50 |
| 92541705 | MW-68_20210601 | MW-68 | 06/01/2021 | <5 | <0.5 | <0.5 | <0.5 | <0.5 | <0.5 | <1 | <0.5 | <1 | <0.5 | <0.5 | <0.5 | <0.5 | <0.5 | <2 | <0.5 | <2 | <0.5 | <2 | <0.5 | <0.5 | <0.5 | <0.5 | <0.5 | <1 | <0.5 | <0.5 | <1 | <1.5 | <1 | <0.5 | <50 | <50 | <50 | <50 |
| 92547901 | MW-68_20210706 | MW-68 | 07/06/2021 | <5 | <0.5 | <0.5 | <0.5 | <0.5 | <0.5 | <1 | <0.5 | <1 | <0.5 | <0.5 | <0.5 | <0.5 | <0.5 | <2 | <0.5 | <2 | <0.5 | <2 | <0.5 | <0.5 | <0.5 | <0.5 | <0.5 | <1 | <0.5 | <0.5 | <1 | <1.5 | <1 | <0.5 | <50 | <50 | <50 | <50 |
| 92552929 | MW-68_20210802 | MW-68 | 08/02/2021 | **5.2** | <0.5 | <0.5 | <0.5 | <0.5 | <0.5 | <1 | <0.5 | <1 | <0.5 | <0.5 | <0.5 | <0.5 | <0.5 | <2 | <0.5 | <2 | <0.5 | <2 | <0.5 | <0.5 | <0.5 | <0.5 | <0.5 | <1 | <0.5 | <0.5 | <1 | <1.5 | <1 | <0.5 | <50 | <50 | <50 | <50 |
| 92558450 | MW-68_20210830 | MW-68 | 08/30/2021 | **16.7** | <0.5 | <0.5 | <0.5 | <0.5 | <0.5 | <1 | <0.5 | <1 | <0.5 | <0.5 | <0.5 | <0.5 | <0.5 | <2 | <0.5 | <2 | <0.5 | <2 | <0.5 | <0.5 | <0.5 | <0.5 | <0.5 | <1 | <0.5 | <0.5 | <1 | <1 | <1 | <0.5 | <50 | <50 | <50 | <50 |
| 92564679 | MW-68_20211004 | MW-68 | 10/04/2021 | **5.9** | <0.5 | <0.5 | <0.5 | <0.5 | <0.5 | <0.5 | <0.5 | <0.6 | <0.5 | <0.5 | <0.5 | <0.5 | <0.5 | <0.6 | <0.5 | <5 | <0.5 | <0.5 | <0.5 | <0.5 | <0.5 | <0.5 | <0.5 | <0.5 | <0.5 | <0.5 | <0.5 | <1.5 | <1 | <0.5 | <100 | <100 | <100 | NA |
| 92569880 | MW-68_20211101 | MW-68 | 11/01/2021 | <5 | <0.5 | <0.5 | <0.5 | <0.5 | <0.5 | <1 | <0.5 | <1 | <0.5 | <0.5 | <0.5 | <0.5 | <0.5 | <2 | <0.5 | <2 | <0.5 | <2 | <0.5 | <0.5 | <0.5 | <0.5 | <0.5 | <1 | <0.5 | <0.5 | <1 | <1.5 | <1 | <0.5 | <50 | <50 | <50 | <50 |
| 92574894 | MW-68_20211130 | MW-68 | 11/30/2021 | **7.2** | <0.5 | <0.5 | <0.5 | <0.5 | <0.5 | <1 | <0.5 | <1 | <0.5 | <0.5 | <0.5 | <0.5 | <0.5 | <2 | <0.5 | <2 | <0.5 | <2 | <0.5 | <0.5 | <0.5 | <0.5 | <0.5 | <1 | <0.5 | <0.5 | <1 | <1.5 | <1 | <0.5 | <50 | <50 | <50 | <50 |
| 92580646<br>92580647 | MW-68_20220103 | MW-68 | 01/03/2022 | **5.5** | <0.5 | <0.5 | <0.5 | <0.5 | <0.5 | <1 | <0.5 | <1 | <0.5 | <0.5 | <0.5 | <0.5 | <0.5 | <2 | <0.5 | <2 | <0.5 | <2 | <0.5 | <0.5 | <0.5 | <0.5 | <0.5 | <1 | <0.5 | <0.5 | <1 | <1.5 | <1 | <0.5 | <50 | <50 | <50 | <50 |
| 92515214 | MW-69_20210106 | MW-69 | 01/06/2021 | **123** | <0.5 | <0.5 | **0.55** | <0.5 | <0.5 | <1 | **4.6** | <1 | <0.5 | <0.5 | <0.5 | <0.5 | <0.5 | <2 | <0.5 | <2 | <0.5 | <2 | <0.5 | <0.5 | <0.5 | <0.5 | <0.5 | <1 | <0.5 | <0.5 | <1 | <1.5 | <1 | <0.5 | <100 | <100 | <100 | <100 |
| 92521555 | MW-69_20210210 | MW-69 | 02/10/2021 | **40.3** | <0.5 | <0.5 | <0.5 | <0.5 | <0.5 | <1 | **2.8** | <1 | <0.5 | <0.5 | <0.5 | <0.5 | <0.5 | <2 | <0.5 | <2 | <0.5 | <2 | <0.5 | <0.5 | <0.5 | <0.5 | <0.5 | <1 | <0.5 | <0.5 | <1 | <1.5 | <1 | <0.5 | <100 | <100 | <100 | <100 |
| 92527327 | MW-69_20210311 | MW-69 | 03/11/2021 | <5 | <0.5 | <0.5 | **0.99** | <0.5 | <0.5 | <1 | **5.4** | <1 | <0.5 | <0.5 | <0.5 | <0.5 | <0.5 | <2 | <0.5 | <2 | <0.5 | <2 | <0.5 | <0.5 | <0.5 | <0.5 | <0.5 | <1 | <0.5 | <0.5 | <1 | <1.5 | <1 | <0.5 | <50 | <50 | <50 | <50 |
| 92532417 | MW-69_20210408 | MW-69 | 04/08/2021 | **9.1** | <0.5 | <0.5 | **1.1** | <0.5 | <0.5 | <1 | **5.5** | <1 | <0.5 | <0.5 | <0.5 | **0.64** | <0.5 | <2 | <0.5 | <2 | <0.5 | <2 | <0.5 | <0.5 | <0.5 | <0.5 | <0.5 | <1 | <0.5 | <0.5 | <1 | <1.5 | <1 | <0.5 | <50 | <50 | <50 | <50 |
| 92537784 | MW-69_20210507 | MW-69 | 05/07/2021 | <5 | <0.5 | <0.5 | **3.4** | <0.5 | <0.5 | <1 | **18.7** | <1 | <0.5 | **0.77** | <0.5 | **1.0** | <0.5 | <2 | <0.5 | <2 | <0.5 | <2 | <0.5 | <0.5 | <0.5 | <0.5 | <0.5 | <1 | <0.5 | <0.5 | <1 | <1.5 | <1 | <0.5 | <50 | <50 | <50 | <50 |
| 92542611 | MW-69_20210604 | MW-69 | 06/04/2021 | <5 | <0.5 | <0.5 | **3.9** | <0.5 | <0.5 | <1 | **20.2** | <1 | <0.5 | **0.88** | <0.5 | **0.41J** | <0.5 | <2 | <0.5 | <2 | <0.5 | <2 | <0.5 | <0.5 | <0.5 | <0.5 | <0.5 | <1 | <0.5 | <0.5 | <1 | <1.5 | <1 | <0.5 | <50 | <50 | <50 | <50 |
| 92548527 | MW-69_20210708 | MW-69 | 07/08/2021 | <5 | <0.5 | <0.5 | **2.7** | <0.5 | <0.5 | <1 | **14.7** | <1 | <0.5 | **0.66** | <0.5 | <0.5 | <0.5 | <2 | <0.5 | <2 | <0.5 | <2 | <0.5 | <0.5 | <0.5 | <0.5 | <0.5 | <1 | <0.5 | <0.5 | <1 | <1.5 | <1 | <0.5 | <50 | <50 | <50 | <50 |
| 92553563 | MW-69_20210804 | MW-69 | 08/04/2021 | <5 | <0.5 | <0.5 | **2.9** | <0.5 | <0.5 | <1 | **15.4** | <1 | <0.5 | **0.72** | <0.5 | <0.5 | <0.5 | <2 | <0.5 | <2 | <0.5 | <2 | <0.5 | <0.5 | <0.5 | <0.5 | <0.5 | <1 | <0.5 | <0.5 | <1 | <1.5 | <1 | <0.5 | <50 | <50 | <50 | <50 |

**Table 5A**
**Summary of Monitoring Well Sampling Results**

Colonial Pipeline Company
2020-L1-SR2448
Huntersville, North Carolina

| Lab Report Number | Sample ID | Well ID | Sample Date | Metals (µg/L) | VOCs (µg/L) | | | | | | | | | | | | | | | | | | | | | | | | | | | | | | MADEP VPH (µg/L) | | | |
|---|---|---|---|---|---|---|---|---|---|---|---|---|---|---|---|---|---|---|---|---|---|---|---|---|---|---|---|---|---|---|---|---|---|---|---|---|---|---|
| | | | | Lead | Benzene | Bromochloromethane | Bromodichloromethane | n-Butylbenzene | sec-Butylbenzene | Chloroethane | Chloroform | Chloromethane | 2-Chlorotoluene | Dibromochloromethane | 1,2-Dichloroethane | Diisopropyl ether | Ethylbenzene | Hexachloro-1,3-butadiene | Isopropylbenzene (Cumene) | Methylene Chloride | Methyl-tert-butyl ether | Naphthalene | n-Propylbenzene | Styrene | Tetrachloroethene | Toluene | Trichloroethene | Trichlorofluoromethane | 1,2,4-Trimethylbenzene | 1,3,5-Trimethylbenzene | Vinyl chloride | Xylene (Total) | m&p-Xylene | o-Xylene | C5 - C8 Aliphatics | C9 - C12 Aliphatics | C9 - C10 Aromatics | VPH (Total) |
| **NCAC 2L Standards** | | | | **15** | **1** | **NE** | **0.6** | **70** | **70** | **3000** | **70** | **3** | **100** | **0.4** | **0.4** | **70** | **600** | **0.4** | **70** | **5** | **20** | **6** | **70** | **70** | **0.7** | **600** | **3** | **2000** | **400** | **400** | **0.03** | **500** | **500** | **500** | **400** | **700** | **200** | **NE** |
| **IMAC Standards** | | | | -- | -- | -- | -- | -- | -- | -- | -- | -- | -- | -- | -- | -- | -- | -- | -- | -- | -- | -- | -- | -- | -- | -- | -- | -- | -- | -- | -- | -- | -- | -- | -- | -- | -- | -- |
| 92559014 | MW-69_20210901 | MW-69 | 09/01/2021 | <5 | <0.5 | <0.5 | **2.1** | <0.5 | <0.5 | <1 | **10.9** | <1 | <0.5 | **0.54** | <0.5 | <0.5 | <0.5 | <2 | <0.5 | <2 | <0.5 | <2 | <0.5 | <0.5 | <0.5 | <0.5 | <0.5 | <1 | <0.5 | <0.5 | <1 | <1.5 | <1 | <0.5 | <50 | <50 | <50 | <50 |
| 92564336 | MW-69_20210929 | MW-69 | 09/29/2021 | <5.0 | <0.5 | <0.5 | **2.2** | <0.5 | <0.5 | <0.5 | **14** | <0.6 | <0.5 | **0.40J** | <0.5 | <0.5 | <0.5 | <0.6 | <0.5 | <5 | <0.5 | <0.5 | <0.5 | <0.5 | <0.5 | <0.5 | <0.5 | <0.5 | <0.5 | <0.5 | <0.5 | <1.5 | <1 | <0.5 | <100 | <100 | <100 | NA |
| 92570483 | MW-69_20211103 | MW-69 | 11/03/2021 | **5.3** | <0.5 | <0.5 | **1.3** | <0.5 | <0.5 | <1 | **8.4** | <1 | <0.5 | <0.5 | <0.5 | <0.5 | <0.5 | <2 | <0.5 | <2 | <0.5 | <2 | <0.5 | <0.5 | <0.5 | <0.5 | <0.5 | <1 | <0.5 | <0.5 | <1 | <1.5 | <1 | <0.5 | <50 | <50 | <50 | <50 |
| 92575654 | MW-69_20211202 | MW-69 | 12/02/2021 | <5 | <0.5 | <0.5 | **1.6** | <0.5 | <0.5 | <1 | **7.8** | <1 | <0.5 | **0.40J** | <0.5 | <0.5 | <0.5 | <2 | <0.5 | <2 | <0.5 | <2 | <0.5 | <0.5 | <0.5 | <0.5 | <0.5 | <1 | <0.5 | <0.5 | <1 | <1.5 | <1 | <0.5 | <50 | <50 | <50 | <50 |
| 92583376 | MW-69_20220106 | MW-69 | 01/06/2022 | **1.6J** | <0.5 | <0.5 | **1.0** | <0.5 | <0.5 | <1 | **5.0** | <1 | <0.5 | <0.5 | <0.5 | <0.5 | <0.5 | <2 | <0.5 | <2 | <0.5 | <2 | <0.5 | <0.5 | <0.5 | <0.5 | <0.5 | <1 | <0.5 | <0.5 | <1 | <1.5 | <1 | <0.5 | <50 | <50 | <50 | <50 |
| 92515354 | MW-70_20210107 | MW-70 | 01/07/2021 | **155** | <0.5 | <0.5 | <0.5 | <0.5 | <0.5 | <1 | **1.4** | <1 | <0.5 | <0.5 | <0.5 | <0.5 | <0.5 | <2 | <0.5 | <2 | <0.5 | <2 | <0.5 | <0.5 | <0.5 | <0.5 | <0.5 | <1 | <0.5 | <0.5 | <1 | <1.5 | <1 | <0.5 | <100 | <100 | <100 | <100 |
| 92522267 | MW-70_20210215 | MW-70 | 02/15/2021 | **24.5** | <0.5 | <0.5 | <0.5 | <0.5 | <0.5 | <1 | <0.5 | <1 | <0.5 | <0.5 | <0.5 | <0.5 | <0.5 | <2 | <0.5 | <2 | <0.5 | <2 | <0.5 | <0.5 | <0.5 | <0.5 | <0.5 | <1 | <0.5 | <0.5 | <1 | <1.5 | <1 | <0.5 | <100 | <100 | <100 | <100 |
| 92526262 | MW-70_20210308 | MW-70 | 03/08/2021 | **9.8** | <0.5 | <0.5 | <0.5 | <0.5 | <0.5 | <1 | **1.9** | <1 | <0.5 | <0.5 | <0.5 | <0.5 | <0.5 | <2 | <0.5 | <2 | <0.5 | <2 | <0.5 | <0.5 | <0.5 | <0.5 | <0.5 | <1 | <0.5 | <0.5 | <1 | <1.5 | <1 | <0.5 | <100 | <100 | <100 | <100 |
| 92531238 | MW-70_20210405 | MW-70 | 04/05/2021 | <5 | <0.5 | <0.5 | <0.5 | <0.5 | <0.5 | <1 | **1.5** | <1 | <0.5 | <0.5 | <0.5 | <0.5 | <0.5 | <2 | <0.5 | <2 | <0.5 | <2 | <0.5 | <0.5 | <0.5 | <0.5 | <0.5 | <1 | <0.5 | <0.5 | <1 | <1.5 | <1 | <0.5 | <50 | <50 | <50 | <50 |
| 92536731 | MW-70_20210504 | MW-70 | 05/04/2021 | <5 | <0.5 | <0.5 | **0.4J** | <0.5 | <0.5 | <1 | **1.7** | <1 | <0.5 | <0.5 | <0.5 | <0.5 | <0.5 | <2 | <0.5 | <2 | <0.5 | <2 | <0.5 | <0.5 | <0.5 | <0.5 | <0.5 | <1 | <0.5 | <0.5 | <1 | <1.5 | <1 | <0.5 | <50 | <50 | <50 | <50 |
| 92541706 | MW-70_20210601 | MW-70 | 06/01/2021 | <5 | <0.5 | <0.5 | <0.5 | <0.5 | <0.5 | <1 | **0.85** | <1 | <0.5 | <0.5 | <0.5 | <0.5 | <0.5 | <2 | <0.5 | <2 | <0.5 | <2 | <0.5 | <0.5 | <0.5 | <0.5 | <0.5 | <1 | <0.5 | <0.5 | <1 | <1.5 | <1 | <0.5 | <50 | <50 | <50 | <50 |
| 92547898 | MW-70_20210706 | MW-70 | 07/06/2021 | <5 | <0.5 | <0.5 | <0.5 | <0.5 | <0.5 | **0.46J** | <0.5 | <1 | <0.5 | <0.5 | <0.5 | <0.5 | <0.5 | <2 | <0.5 | <2 | <0.5 | <2 | <0.5 | <0.5 | <0.5 | <0.5 | <0.5 | <1 | <0.5 | <0.5 | <1 | <1.5 | <1 | <0.5 | <50 | <50 | <50 | <50 |
| 92552963 | MW-70_20210802 | MW-70 | 08/02/2021 | **9.9** | <0.5 | <0.5 | <0.5 | <0.5 | <0.5 | <1 | <0.5 | <1 | <0.5 | <0.5 | <0.5 | <0.5 | <0.5 | <2 | <0.5 | <2 | <0.5 | <2 | <0.5 | <0.5 | <0.5 | <0.5 | <0.5 | <1 | <0.5 | <0.5 | <1 | <1.5 | <1 | <0.5 | <50 | <50 | <50 | <50 |
| 92558448 | MW-70_20210830 | MW-70 | 08/30/2021 | <5 | <0.5 | <0.5 | <0.5 | <0.5 | <0.5 | <1 | **0.42J** | <1 | <0.5 | <0.5 | <0.5 | <0.5 | <0.5 | <2 | <0.5 | <2 | <0.5 | <2 | <0.5 | <0.5 | <0.5 | <0.5 | <0.5 | <1 | <0.5 | <0.5 | <1 | <1 | <1 | <0.5 | <50 | <50 | <50 | <50 |
| 92564680 | MW-70_20211004 | MW-70 | 10/04/2021 | <5.0 | <0.5 | <0.5 | <0.5 | <0.5 | <0.5 | <0.5 | **0.28J** | <0.6 | <0.5 | <0.5 | <0.5 | <0.5 | <0.5 | <0.6 | <0.5 | <5 | <0.5 | <0.5 | <0.5 | <0.5 | <0.5 | <0.5 | <0.5 | <0.5 | <0.5 | <0.5 | <0.5 | <1.5 | <1 | <0.5 | <100 | <100 | <100 | NA |
| 92569881 | MW-70_20211101 | MW-70 | 11/01/2021 | **4.9J** | <0.5 | <0.5 | <0.5 | <0.5 | <0.5 | <1 | <0.5 | <1 | <0.5 | <0.5 | <0.5 | <0.5 | <0.5 | <2 | <0.5 | <2 | <0.5 | <2 | <0.5 | <0.5 | <0.5 | <0.5 | <0.5 | <1 | <0.5 | <0.5 | <1 | <1.5 | <1 | <0.5 | <50 | <50 | <50 | <50 |
| 92569881 | DUP-1-20211101 | MW-70 | 11/01/2021 | <5 | <0.5 | <0.5 | <0.5 | <0.5 | <0.5 | <1 | <0.5 | <1 | <0.5 | <0.5 | <0.5 | <0.5 | <0.5 | <2 | <0.5 | <2 | <0.5 | <2 | <0.5 | <0.5 | <0.5 | <0.5 | <0.5 | <1 | <0.5 | <0.5 | <1 | <1.5 | <1 | <0.5 | <50 | <50 | <50 | <50 |
| 92574898 | MW-70_20211130 | MW-70 | 11/30/2021 | <5 | <0.5 | <0.5 | <0.5 | <0.5 | <0.5 | <1 | <0.5 | <1 | <0.5 | <0.5 | <0.5 | <0.5 | <0.5 | <2 | <0.5 | <2 | <0.5 | <2 | <0.5 | <0.5 | <0.5 | <0.5 | <0.5 | <1 | <0.5 | <0.5 | <1 | <1.5 | <1 | <0.5 | <50 | <50 | <50 | <50 |
| 92580643<br>92580642 | MW-70_20220103 | MW-70 | 01/03/2022 | **0.77J** | <0.5 | <0.5 | <0.5 | <0.5 | <0.5 | <1 | <0.5 | <1 | <0.5 | <0.5 | <0.5 | <0.5 | <0.5 | <2 | <0.5 | <2 | <0.5 | <2 | <0.5 | <0.5 | <0.5 | <0.5 | <0.5 | <1 | <0.5 | <0.5 | <1 | <1.5 | <1 | <0.5 | <50 | <50 | <50 | <50 |
| 92521555 | MW-71_20210210 | MW-71 | 02/10/2021 | **22.6** | <0.5 | <0.5 | **1.3** | <0.5 | <0.5 | <1 | **10.6** | <1 | <0.5 | <0.5 | <0.5 | <0.5 | <0.5 | <2 | <0.5 | <2 | <0.5 | <2 | <0.5 | <0.5 | <0.5 | **0.66** | <0.5 | <1 | <0.5 | <0.5 | <1 | <1.5 | <1 | <0.5 | <100 | <100 | <100 | <100 |
| 92527327 | MW-71_20210311 | MW-71 | 03/11/2021 | <5 | <0.5 | <0.5 | **2.1** | <0.5 | <0.5 | <1 | **11.6** | <1 | <0.5 | **0.54** | <0.5 | <0.5 | <0.5 | <2 | <0.5 | <2 | <0.5 | <2 | <0.5 | <0.5 | <0.5 | <0.5 | <0.5 | <1 | <0.5 | <0.5 | <1 | <1.5 | <1 | <0.5 | <50 | <50 | <50 | <50 |
| 92532417 | MW-71_20210408 | MW-71 | 04/08/2021 | **94.2** | <0.5 | <0.5 | <0.5 | <0.5 | <0.5 | <1 | **2.8** | <1 | <0.5 | <0.5 | <0.5 | <0.5 | <0.5 | <2 | <0.5 | <2 | <0.5 | <2 | <0.5 | <0.5 | <0.5 | <0.5 | <0.5 | <1 | <0.5 | <0.5 | <1 | <1.5 | <1 | <0.5 | <50 | <50 | <50 | <50 |
| 92537784 | MW-71_20210507 | MW-71 | 05/07/2021 | **64.1** | **16.7** | <0.5 | **0.73** | <0.5 | <0.5 | <1 | **4.4** | <1 | <0.5 | <0.5 | <0.5 | **3.5** | **3.3** | <2 | <0.5 | <2 | <0.5 | <2 | <0.5 | <0.5 | <0.5 | **54.2** | <0.5 | <1 | **1.1** | <0.5 | <1 | **18.7** | **11.4** | **7.3** | **329** | **57.7** | <50 | **387** |
| 92542611 | MW-71_20210604 | MW-71 | 06/04/2021 | <5 | **133** | <2 | <2 | <2 | <2 | <4 | **5.2** | <4 | <2 | <2 | <2 | **17.6** | **24.9** | <8 | <2 | <8 | <2 | **3.6J** | <2 | <2 | <2 | **408** | <2 | <4 | **5.7** | <2 | <4 | **116.3** | **65.9** | **50.4** | **3,030** | **411** | <50 | **3,450** |
| 92548527 | MW-71_20210708 | MW-71 | 07/08/2021 | **12.2** | **248** | <2 | <2 | <2 | <2 | <4 | **3.7** | <4 | <2 | <2 | <2 | **30.1** | **22.4** | <8 | <2 | <8 | <2 | **5.9J** | <2 | <2 | <2 | **480** | <2 | <4 | **20.6** | **6.3** | <4 | **291** | **173** | **118** | **3,760** | **668** | <100 | **4,510** |
| 92554137 | MW-71_20210805 | MW-71 | 08/05/2021 | **15.8** | **153** | <2 | <2 | <2 | <2 | <4 | **3.4** | <4 | <2 | <2 | <2 | **36.8** | **22.6** | <8 | <2 | <8 | <2 | **10.5J** | <2 | <2 | <2 | **746** | <2 | <4 | **35.1** | <2 | <4 | **464** | **270** | **194** | **4,980** | **945** | **132** | **6,060** |
| 92559360 | MW-71_20210902 | MW-71 | 09/02/2021 | <5 | **71.4** | <0.5 | **0.64** | <0.5 | <0.5 | <1 | **4.5** | <1 | <0.5 | <0.5 | <0.5 | **21.4** | <0.5 | <2 | <0.5 | <2 | **0.49J** | **2.8J** | <0.5 | <0.5 | <0.5 | **33.6** | <0.5 | <1 | **2.7** | <0.5 | <1 | **89.4** | **26.6** | **62.8** | **650** | **197** | <50 | **871** |
| 92564084 | MW-71_20210929 | MW-71 | 09/29/2021 | **4.8J** | **19** | <0.5 | **0.75** | <0.5 | <0.5 | <0.5 | **3.8** | <2 | <0.5 | <0.5 | <0.5 | **12** | **0.31J** | <0.6 | <0.5 | <5 | **0.31J** | **0.29J** | <0.5 | <0.5 | <0.5 | **18** | <0.5 | <0.5 | **0.84** | **0.47J** | <0.5 | **28** | **11** | **17** | **150** | <100 | <100 | NA |
| 92570483 | MW-71_20211103 | MW-71 | 11/03/2021 | <5 | **5.6** | <0.5 | **0.32J** | <0.5 | <0.5 | <1 | **2.7** | <1 | <0.5 | <0.5 | <0.5 | **7.5** | <0.5 | <2 | <0.5 | <2 | <0.5 | <2 | <0.5 | <0.5 | <0.5 | **3.2** | <0.5 | <1 | <0.5 | <0.5 | <1 | **6.7** | **3.8** | **2.9** | <50 | <50 | <50 | **61.2** |
| 92575654 | MW-71_20211202 | MW-71 | 12/02/2021 | <5 | **0.95** | <0.5 | **0.7** | <0.5 | <0.5 | <1 | **4.1** | <1 | <0.5 | <0.5 | <0.5 | **5.2** | <0.5 | <2 | <0.5 | <2 | <0.5 | <2 | <0.5 | <0.5 | <0.5 | **1.0** | <0.5 | <1 | <0.5 | <0.5 | <1 | **0.42J** | <1 | **0.42J** | <50 | <50 | <50 | <50 |
| 92583376 | MW-71_20220106 | MW-71 | 01/06/2022 | **3.8J** | <0.5 | <0.5 | **0.66** | <0.5 | <0.5 | <1 | **4.2** | <1 | <0.5 | <0.5 | <0.5 | **2.6** | <0.5 | <2 | <0.5 | <2 | <0.5 | <2 | <0.5 | <0.5 | <0.5 | <0.5 | <0.5 | <1 | <0.5 | <0.5 | <1 | <1.5 | <1 | <0.5 | <50 | <50 | <50 | <50 |
| 92521237 | MW-72_20210209 | MW-72 | 02/09/2021 | **8.4** | <0.5 | <0.5 | <0.5 | <0.5 | <0.5 | <1 | <0.5 | <1 | <0.5 | <0.5 | <0.5 | <0.5 | <0.5 | <2 | <0.5 | <2 | <0.5 | <2 | <0.5 | <0.5 | <0.5 | <0.5 | <0.5 | <1 | <0.5 | <0.5 | <1 | <1.5 | <1 | <0.5 | <100 | <100 | <100 | <100 |
| 92526977 | MW-72_20210310 | MW-72 | 03/10/2021 | **9.0** | **4.2** | <0.5 | <0.5 | <0.5 | <0.5 | <1 | <0.5 | <1 | <0.5 | <0.5 | <0.5 | <0.5 | **3.7** | <2 | <0.5 | <2 | <0.5 | <2 | <0.5 | <0.5 | <0.5 | **27.9** | <0.5 | <1 | **1.9** | <0.5 | <1 | **20.1** | **14.2** | **5.9** | **110** | <100 | <100 | **166** |
| 92530256 | MW-72_20210407 | MW-72 | 04/07/2021 | <5 | **54.8** | <0.5 | <0.5 | <0.5 | <0.5 | <1 | **0.53** | <1 | <0.5 | <0.5 | <0.5 | **5.9** | **5.0** | <2 | <0.5 | <2 | <0.5 | <2 | <0.5 | <0.5 | <0.5 | **111** | <0.5 | <1 | **4.1** | <0.5 | <1 | **46.0** | **30.9** | **15.1** | **1,070** | **138** | <50 | **1,197** |
| 92521851 | MW-73_20210211 | MW-73 | 02/11/2021 | **14.9** | <0.5 | <0.5 | <0.5 | <0.5 | <0.5 | <1 | <0.5 | <1 | <0.5 | <0.5 | <0.5 | <0.5 | <0.5 | <2 | <0.5 | <2 | <0.5 | <2 | <0.5 | <0.5 | <0.5 | **17.7** | <0.5 | <1 | <0.5 | <0.5 | <1 | <1.5 | <1 | <0.5 | **192** | <100 | <100 | **262** |
| 92527336 | MW-73_20210311 | MW-73 | 03/11/2021 | <5 | <0.5 | <0.5 | <0.5 | <0.5 | <0.5 | <1 | <0.5 | <1 | <0.5 | <0.5 | <0.5 | <0.5 | <0.5 | <2 | <0.5 | <2 | <0.5 | <2 | <0.5 | <0.5 | <0.5 | <0.5 | <0.5 | <1 | <0.5 | <0.5 | <1 | <1.5 | <1 | <0.5 | <50 | <50 | <50 | <50 |
| 92531231 | MW-73_20210405 | MW-73 | 04/05/2021 | **8.5** | <0.5 | <0.5 | <0.5 | <0.5 | <0.5 | <1 | <0.5 | <1 | <0.5 | <0.5 | <0.5 | <0.5 | <0.5 | <2 | <0.5 | <2 | <0.5 | <2 | <0.5 | <0.5 | <0.5 | **1.6** | <0.5 | <1 | <0.5 | <0.5 | <1 | <1.5 | <1 | <0.5 | <50 | <50 | <50 | <50 |
| 92536726 | MW-73_20210504 | MW-73 | 05/04/2021 | **14.6** | <0.5 | <0.5 | <0.5 | <0.5 | <0.5 | <1 | <0.5 | <1 | <0.5 | <0.5 | <0.5 | <0.5 | <0.5 | <2 | <0.5 | <2 | <0.5 | <2 | <0.5 | <0.5 | <0.5 | **0.7** | <0.5 | <1 | <0.5 | <0.5 | <1 | <1.5 | <1 | <0.5 | <50 | <50 | <50 | <50 |
| 92541991 | MW-73_20210602 | MW-73 | 06/02/2021 | **24.2** | <0.5 | <0.5 | <0.5 | <0.5 | <0.5 | <1 | <0.5 | <1 | <0.5 | <0.5 | <0.5 | <0.5 | <0.5 | <2 | <0.5 | <2 | <0.5 | <2 | <0.5 | <0.5 | <0.5 | <0.5 | <0.5 | <1 | <0.5 | <0.5 | <1 | <1.5 | <1 | <0.5 | <50 | <50 | <50 | <50 |
| 92548518 | MW-73_20210708 | MW-73 | 07/08/2021 | <5 | <0.5 | <0.5 | <0.5 | <0.5 | <0.5 | <1 | <0.5 | <1 | <0.5 | <0.5 | <0.5 | <0.5 | <0.5 | <2 | <0.5 | <2 | <0.5 | <2 | <0.5 | <0.5 | <0.5 | <0.5 | <0.5 | <1 | <0.5 | <0.5 | <1 | <1.5 | <1 | <0.5 | <50 | <50 | <50 | <50 |
| 92553065 | MW-73_20210802 | MW-73 | 08/02/2021 | **5.5** | <0.5 | <0.5 | <0.5 | <0.5 | <0.5 | <1 | <0.5 | <1 | <0.5 | <0.5 | <0.5 | <0.5 | <0.5 | <2 | <0.5 | <2 | <0.5 | <2 | <0.5 | <0.5 | <0.5 | <0.5 | <0.5 | <1 | <0.5 | <0.5 | <1 | <1.5 | <1 | <0.5 | <50 | <50 | <50 | <50 |
| 92558446 | MW-73_20210830 | MW-73 | 08/30/2021 | **6.6** | <0.5 | <0.5 | <0.5 | <0.5 | <0.5 | <1 | <0.5 | <1 | <0.5 | <0.5 | <0.5 | <0.5 | <0.5 | <2 | <0.5 | <2 | <0.5 | <2 | <0.5 | <0.5 | <0.5 | <0.5 | <0.5 | <1 | <0.5 | <0.5 | <1 | <1 | <1 | <0.5 | <50 | <50 | <50 | <50 |
| 92564770 | MW-73_20211005 | MW-73 | 10/05/2021 | <5.0 | <0.5 | <0.5 | <0.5 | <0.5 | <0.5 | <0.5 | <0.5 | <0.6 | <0.5 | <0.5 | <0.5 | <0.5 | <0.5 | <0.6 | <0.5 | <5 | <0.5 | <0.5 | <0.5 | <0.5 | <0.5 | <0.5 | <0.5 | <0.5 | <0.5 | <0.5 | <0.5 | <1.5 | <1 | <0.5 | <100 | <100 | <100 | NA |
| 92569882 | MW-73_20211101 | MW-73 | 11/01/2021 | **16.4** | <0.5 | <0.5 | <0.5 | <0.5 | <0.5 | <1 | <0.5 | <1 | <0.5 | <0.5 | <0.5 | <0.5 | <0.5 | <2 | <0.5 | <2 | <0.5 | <2 | <0.5 | <0.5 | <0.5 | <0.5 | <0.5 | <1 | <0.5 | <0.5 | <1 | <1.5 | <1 | <0.5 | <50 | <50 | <50 | <50 |
| 92575208 | MW-73_20211201 | MW-73 | 12/01/2021 | <5 | <0.5 | <0.5 | <0.5 | <0.5 | <0.5 | <1 | <0.5 | <1 | <0.5 | <0.5 | <0.5 | <0.5 | <0.5 | <2 | <0.5 | <2 | <0.5 | <2 | <0.5 | <0.5 | <0.5 | <0.5 | <0.5 | <1 | <0.5 | <0.5 | <1 | <1.5 | <1 | <0.5 | <50 | <50 | <50 | <50 |
| 92581834<br>92581854 | MW-73_20220110 | MW-73 | 01/10/2022 | **0.87J** | <0.5 | <0.5 | <0.5 | <0.5 | <0.5 | <1 | <0.5 | <1 | <0.5 | <0.5 | <0.5 | <0.5 | <0.5 | <2 | <0.5 | <2 | <0.5 | <2 | <0.5 | <0.5 | <0.5 | <0.5 | <0.5 | <1 | <0.5 | <0.5 | <1 | <1.5 | <1 | <0.5 | <50 | <50 | <50 | <50 |

**Table 5A**
**Summary of Monitoring Well Sampling Results**

Colonial Pipeline Company
2020-L1-SR2448
Huntersville, North Carolina

| Lab Report Number | Sample ID | Well ID | Sample Date | Metals (µg/L) | VOCs (µg/L) | | | | | | | | | | | | | | | | | | | | | | | | | | | | MADEP VPH (µg/L) | | | |
|---|---|---|---|---|---|---|---|---|---|---|---|---|---|---|---|---|---|---|---|---|---|---|---|---|---|---|---|---|---|---|---|---|---|---|---|---|
| | | | | Lead | Benzene | Bromochloromethane | Bromodichloromethane | n-Butylbenzene | sec-Butylbenzene | Chloroethane | Chloroform | Chloromethane | 2-Chlorotoluene | Dibromochloromethane | 1,2-Dichloroethane | Diisopropyl ether | Ethylbenzene | Hexachloro-1,3-butadiene | Isopropylbenzene (Cumene) | Methylene Chloride | Methyl-tert-butyl ether | Naphthalene | n-Propylbenzene | Styrene | Tetrachloroethene | Toluene | Trichloroethene | Trichlorofluoromethane | 1,2,4-Trimethylbenzene | 1,3,5-Trimethylbenzene | Vinyl chloride | Xylene (Total) | m&p-Xylene | o-Xylene | C5 - C8 Aliphatics | C9 - C12 Aliphatics | C9 - C10 Aromatics | VPH (Total) |
| **NCAC 2L Standards** | | | | **15** | **1** | **NE** | **0.6** | **70** | **70** | **3000** | **70** | **3** | **100** | **0.4** | **0.4** | **70** | **600** | **0.4** | **70** | **5** | **20** | **6** | **70** | **70** | **0.7** | **600** | **3** | **2000** | **400** | **400** | **0.03** | **500** | **500** | **500** | **400** | **700** | **200** | **NE** |
| **IMAC Standards** | | | | -- | -- | -- | -- | -- | -- | -- | -- | -- | -- | -- | -- | -- | -- | -- | -- | -- | -- | -- | -- | -- | -- | -- | -- | -- | -- | -- | -- | -- | -- | -- | -- | -- | -- |
| 92522267 | MW-74_20210215 | MW-74 | 02/15/2021 | <5 | <0.5 | <0.5 | <0.5 | <0.5 | <0.5 | <1 | <0.5 | <1 | <0.5 | <0.5 | <0.5 | <0.5 | <0.5 | <2 | <0.5 | <2 | <0.5 | <2 | <0.5 | <0.5 | <0.5 | <0.5 | <0.5 | <1 | <0.5 | <0.5 | <1 | <1.5 | <1 | <0.5 | <100 | <100 | <100 | <100 |
| 92526262 | MW-74_20210308 | MW-74 | 03/08/2021 | <5 | <0.5 | <0.5 | <0.5 | <0.5 | <0.5 | <1 | <0.5 | <1 | <0.5 | <0.5 | <0.5 | <0.5 | <0.5 | <2 | <0.5 | <2 | <0.5 | <2 | <0.5 | <0.5 | <0.5 | <0.5 | <0.5 | <1 | <0.5 | <0.5 | <1 | <1.5 | <1 | <0.5 | <100 | <100 | <100 | <100 |
| 92531238 | MW-74_20210405 | MW-74 | 04/05/2021 | **7.7** | <0.5 | <0.5 | <0.5 | <0.5 | <0.5 | <1 | <0.5 | <1 | <0.5 | <0.5 | <0.5 | <0.5 | <0.5 | <2 | <0.5 | <2 | <0.5 | <2 | <0.5 | <0.5 | <0.5 | <0.5 | <0.5 | <1 | <0.5 | <0.5 | <1 | <1.5 | <1 | <0.5 | <50 | <50 | <50 | <50 |
| 92536430 | MW-74_20210503 | MW-74 | 05/03/2021 | **6.6** | <0.5 | <0.5 | <0.5 | <0.5 | <0.5 | <1 | <0.5 | <1 | <0.5 | <0.5 | <0.5 | <0.5 | <0.5 | <2 | <0.5 | <2 | <0.5 | <2 | <0.5 | <0.5 | <0.5 | <0.5 | <0.5 | <1 | <0.5 | <0.5 | <1 | <1.5 | <1 | <0.5 | <50 | <50 | <50 | <50 |
| 92541706 | MW-74_20210601 | MW-74 | 06/01/2021 | <5 | <0.5 | <0.5 | <0.5 | <0.5 | <0.5 | <1 | <0.5 | <1 | <0.5 | <0.5 | <0.5 | <0.5 | <0.5 | <2 | <0.5 | <2 | <0.5 | <2 | <0.5 | <0.5 | <0.5 | <0.5 | <0.5 | <1 | <0.5 | <0.5 | <1 | <1.5 | <1 | <0.5 | <50 | <50 | <50 | <50 |
| 92547898 | MW-74_20210706 | MW-74 | 07/06/2021 | **5.9** | <0.5 | <0.5 | <0.5 | <0.5 | <0.5 | <1 | <0.5 | <1 | <0.5 | <0.5 | <0.5 | <0.5 | <0.5 | <2 | <0.5 | <2 | <0.5 | <2 | <0.5 | <0.5 | <0.5 | <0.5 | <0.5 | <1 | <0.5 | <0.5 | <1 | <1.5 | <1 | <0.5 | <50 | <50 | <50 | <50 |
| 92552963 | MW-74_20210802 | MW-74 | 08/02/2021 | **16.8** | <0.5 | <0.5 | <0.5 | <0.5 | <0.5 | <1 | <0.5 | <1 | <0.5 | <0.5 | <0.5 | <0.5 | <0.5 | <2 | <0.5 | <2 | <0.5 | <2 | <0.5 | <0.5 | <0.5 | <0.5 | <0.5 | <1 | <0.5 | <0.5 | <1 | <1.5 | <1 | <0.5 | <50 | <50 | <50 | <50 |
| 92558448 | MW-74_20210830 | MW-74 | 08/30/2021 | <5 | <0.5 | <0.5 | <0.5 | <0.5 | <0.5 | <1 | <0.5 | <1 | <0.5 | <0.5 | <0.5 | <0.5 | <0.5 | <2 | <0.5 | <2 | <0.5 | <2 | <0.5 | <0.5 | <0.5 | <0.5 | <0.5 | <1 | <0.5 | <0.5 | <1 | <1 | <1 | <0.5 | <50 | <50 | <50 | <50 |
| 92564680 | MW-74_20211004 | MW-74 | 10/04/2021 | **5.0J** | <0.5 | <0.5 | <0.5 | <0.5 | <0.5 | <0.5 | <0.5 | <0.6 | <0.5 | <0.5 | <0.5 | <0.5 | <0.5 | <0.6 | <0.5 | <5 | <0.5 | <0.5 | <0.5 | <0.5 | <0.5 | <0.5 | <0.5 | <0.5 | <0.5 | <0.5 | <0.5 | <1.5 | <1 | <0.5 | <100 | <100 | <100 | NA |
| 92569881 | MW-74_20211101 | MW-74 | 11/01/2021 | <5 | <0.5 | <0.5 | <0.5 | <0.5 | <0.5 | <1 | <0.5 | <1 | <0.5 | <0.5 | <0.5 | <0.5 | <0.5 | <2 | <0.5 | <2 | <0.5 | <2 | <0.5 | <0.5 | <0.5 | <0.5 | <0.5 | <1 | <0.5 | <0.5 | <1 | <1.5 | <1 | <0.5 | <50 | <50 | <50 | <50 |
| 92574898 | MW-74_20211130 | MW-74 | 11/30/2021 | <5 | <0.5 | <0.5 | <0.5 | <0.5 | <0.5 | <1 | <0.5 | <1 | <0.5 | <0.5 | <0.5 | <0.5 | <0.5 | <2 | <0.5 | <2 | <0.5 | <2 | <0.5 | <0.5 | <0.5 | <0.5 | <0.5 | <1 | <0.5 | <0.5 | <1 | <1.5 | <1 | <0.5 | <50 | <50 | <50 | <50 |
| 92580643<br>92580642 | MW-74_20220103 | MW-74 | 01/03/2022 | **11.8** | <0.5 | <0.5 | <0.5 | <0.5 | <0.5 | <1 | <0.5 | <1 | <0.5 | <0.5 | <0.5 | <0.5 | <0.5 | <2 | <0.5 | <2 | <0.5 | <2 | <0.5 | <0.5 | <0.5 | <0.5 | <0.5 | <1 | <0.5 | <0.5 | <1 | <1.5 | <1 | <0.5 | <50 | <50 | <50 | <50 |
| 92522267 | MW-75_20210215 | MW-75 | 02/15/2021 | **31.8** | <0.5 | <0.5 | <0.5 | <0.5 | <0.5 | <1 | <0.5 | <1 | <0.5 | <0.5 | <0.5 | <0.5 | <0.5 | <2 | <0.5 | <2 | <0.5 | <2 | <0.5 | <0.5 | <0.5 | <0.5 | <0.5 | <1 | <0.5 | <0.5 | <1 | <1.5 | <1 | <0.5 | <100 | <100 | <100 | <100 |
| 92526262 | MW-75_20210308 | MW-75 | 03/08/2021 | **16.3** | <0.5 | <0.5 | <0.5 | <0.5 | <0.5 | <1 | <0.5 | <1 | <0.5 | <0.5 | <0.5 | <0.5 | <0.5 | <2 | <0.5 | <2 | <0.5 | <2 | <0.5 | <0.5 | <0.5 | <0.5 | <0.5 | <1 | <0.5 | <0.5 | <1 | <1.5 | <1 | <0.5 | <100 | <100 | <100 | <100 |
| 92531238 | MW-75_20210405 | MW-75 | 04/05/2021 | <5 | <0.5 | <0.5 | <0.5 | <0.5 | <0.5 | <1 | <0.5 | <1 | <0.5 | <0.5 | <0.5 | <0.5 | <0.5 | <2 | <0.5 | <2 | <0.5 | <2 | <0.5 | <0.5 | <0.5 | <0.5 | <0.5 | <1 | <0.5 | <0.5 | <1 | <1.5 | <1 | <0.5 | <50 | <50 | <50 | <50 |
| 92536430 | MW-75_20210503 | MW-75 | 05/03/2021 | <5 | <0.5 | <0.5 | <0.5 | <0.5 | <0.5 | <1 | <0.5 | <1 | <0.5 | <0.5 | <0.5 | <0.5 | <0.5 | <2 | <0.5 | <2 | <0.5 | <2 | <0.5 | <0.5 | <0.5 | <0.5 | <0.5 | <1 | <0.5 | <0.5 | <1 | <1.5 | <1 | <0.5 | <50 | <50 | <50 | <50 |
| 92541706 | MW-75_20210601 | MW-75 | 06/01/2021 | <5 | <0.5 | <0.5 | <0.5 | <0.5 | <0.5 | <1 | <0.5 | <1 | <0.5 | <0.5 | <0.5 | <0.5 | <0.5 | <2 | <0.5 | <2 | <0.5 | <2 | <0.5 | <0.5 | <0.5 | <0.5 | <0.5 | <1 | <0.5 | <0.5 | <1 | <1.5 | <1 | <0.5 | <50 | <50 | <50 | <50 |
| 92547898 | MW-75_20210706 | MW-75 | 07/06/2021 | **5.0** | <0.5 | <0.5 | <0.5 | <0.5 | <0.5 | <1 | <0.5 | <1 | <0.5 | <0.5 | <0.5 | <0.5 | <0.5 | <2 | <0.5 | <2 | <0.5 | <2 | <0.5 | <0.5 | <0.5 | <0.5 | <0.5 | <1 | <0.5 | <0.5 | <1 | <1.5 | <1 | <0.5 | <50 | <50 | <50 | <50 |
| 92552963 | MW-75_20210802 | MW-75 | 08/02/2021 | **7.9** | <0.5 | <0.5 | <0.5 | <0.5 | <0.5 | <1 | <0.5 | <1 | <0.5 | <0.5 | <0.5 | <0.5 | <0.5 | <2 | <0.5 | <2 | <0.5 | <2 | <0.5 | <0.5 | <0.5 | <0.5 | <0.5 | <1 | <0.5 | <0.5 | <1 | <1.5 | <1 | <0.5 | <50 | <50 | <50 | <50 |
| 92558448 | MW-75_20210830 | MW-75 | 08/30/2021 | <5 | <0.5 | <0.5 | <0.5 | <0.5 | <0.5 | <1 | <0.5 | <1 | <0.5 | <0.5 | <0.5 | <0.5 | <0.5 | <2 | <0.5 | <2 | <0.5 | <2 | <0.5 | <0.5 | <0.5 | <0.5 | <0.5 | <1 | <0.5 | <0.5 | <1 | <1 | <1 | <0.5 | <50 | <50 | <50 | <50 |
| 92564680 | MW-75_20211004 | MW-75 | 10/04/2021 | **4.7J** | <0.5 | <0.5 | <0.5 | <0.5 | <0.5 | <0.5 | <0.5 | <0.6 | <0.5 | <0.5 | <0.5 | <0.5 | <0.5 | <0.6 | <0.5 | <5 | <0.5 | <0.5 | <0.5 | <0.5 | <0.5 | <0.5 | <0.5 | <0.5 | <0.5 | <0.5 | <0.5 | <1.5 | <1 | <0.5 | <100 | <100 | <100 | NA |
| 92569881 | MW-75_20211101 | MW-75 | 11/01/2021 | <5 | <0.5 | <0.5 | <0.5 | <0.5 | <0.5 | <1 | <0.5 | <1 | <0.5 | <0.5 | <0.5 | <0.5 | <0.5 | <2 | <0.5 | <2 | <0.5 | <2 | <0.5 | <0.5 | <0.5 | <0.5 | <0.5 | <1 | <0.5 | <0.5 | <1 | <1.5 | <1 | <0.5 | <50 | <50 | <50 | <50 |
| 92574898 | MW-75_20211130 | MW-75 | 11/30/2021 | **16.5** | <0.5 | <0.5 | <0.5 | <0.5 | <0.5 | <1 | <0.5 | <1 | <0.5 | <0.5 | <0.5 | <0.5 | <0.5 | <2 | <0.5 | <2 | <0.5 | <2 | <0.5 | <0.5 | <0.5 | <0.5 | <0.5 | <1 | <0.5 | <0.5 | <1 | <1.5 | <1 | <0.5 | <50 | <50 | <50 | <50 |
| 92580643<br>92580642 | MW-75_20220103 | MW-75 | 01/03/2022 | **10.7** | <0.5 | <0.5 | <0.5 | <0.5 | <0.5 | <1 | <0.5 | <1 | <0.5 | <0.5 | <0.5 | <0.5 | <0.5 | <2 | <0.5 | <2 | <0.5 | <2 | <0.5 | <0.5 | <0.5 | <0.5 | <0.5 | <1 | <0.5 | <0.5 | <1 | <1.5 | <1 | <0.5 | <50 | <50 | <50 | <50 |
| 92522265 | MW-76_20210215 | MW-76 | 02/15/2021 | **10.4** | <0.5 | <0.5 | <0.5 | <0.5 | <0.5 | <1 | <0.5 | <1 | <0.5 | <0.5 | <0.5 | <0.5 | <0.5 | <2 | <0.5 | <2 | <0.5 | <2 | <0.5 | <0.5 | <0.5 | <0.5 | <0.5 | <1 | <0.5 | <0.5 | <1 | <1.5 | <1 | <0.5 | <100 | <100 | <100 | <100 |
| 92527474 | MW-76_20210312 | MW-76 | 03/12/2021 | **8.9** | <0.5 | <0.5 | <0.5 | <0.5 | <0.5 | <1 | <0.5 | <1 | <0.5 | <0.5 | <0.5 | <0.5 | <0.5 | <2 | <0.5 | <2 | <0.5 | <2 | <0.5 | <0.5 | <0.5 | <0.5 | <0.5 | <1 | <0.5 | <0.5 | <1 | <1.5 | <1 | <0.5 | <50 | <50 | <50 | <50 |
| 92527474 | DUP-1-20210312 | MW-76 | 03/12/2021 | **15.6** | <0.5 | <0.5 | <0.5 | <0.5 | <0.5 | <1 | <0.5 | <1 | <0.5 | <0.5 | <0.5 | <0.5 | <0.5 | <2 | <0.5 | <2 | <0.5 | <2 | <0.5 | <0.5 | <0.5 | <0.5 | <0.5 | <1 | <0.5 | <0.5 | <1 | <1.5 | <1 | <0.5 | <50 | <50 | <50 | <50 |
| 92531580 | MW-76_20210406 | MW-76 | 04/06/2021 | <5 | <0.5 | <0.5 | <0.5 | <0.5 | <0.5 | <1 | <0.5 | <1 | <0.5 | <0.5 | <0.5 | <0.5 | <0.5 | <2 | <0.5 | <2 | <0.5 | <2 | <0.5 | <0.5 | <0.5 | <0.5 | <0.5 | <1 | <0.5 | <0.5 | <1 | <1.5 | <1 | <0.5 | <50 | <50 | <50 | <50 |
| 92536726 | MW-76_20210504 | MW-76 | 05/04/2021 | <5 | <0.5 | <0.5 | <0.5 | <0.5 | <0.5 | <1 | <0.5 | <1 | <0.5 | <0.5 | <0.5 | <0.5 | <0.5 | <2 | <0.5 | <2 | <0.5 | <2 | <0.5 | <0.5 | <0.5 | <0.5 | <0.5 | <1 | <0.5 | <0.5 | <1 | <1.5 | <1 | <0.5 | <50 | <50 | <50 | <50 |
| 92536726 | DUP-1-20210504 | MW-76 | 05/04/2021 | <5 | <0.5 | <0.5 | <0.5 | <0.5 | <0.5 | <1 | <0.5 | <1 | <0.5 | <0.5 | <0.5 | <0.5 | <0.5 | <2 | <0.5 | <2 | <0.5 | <2 | <0.5 | <0.5 | <0.5 | <0.5 | <0.5 | <1 | <0.5 | <0.5 | <1 | <1.5 | <1 | <0.5 | <50 | <50 | <50 | <50 |
| 92541991 | MW-76_20210602 | MW-76 | 06/02/2021 | **4.9J** | <0.5 | <0.5 | <0.5 | <0.5 | <0.5 | <1 | <0.5 | <1 | <0.5 | <0.5 | <0.5 | <0.5 | <0.5 | <2 | <0.5 | <2 | <0.5 | <2 | <0.5 | <0.5 | <0.5 | **0.96** | <0.5 | <1 | <0.5 | <0.5 | <1 | <1.5 | <1 | <0.5 | <50 | <50 | <50 | <50 |
| 92547899 | MW-76_20210706 | MW-76 | 07/06/2021 | <5 | <0.5 | <0.5 | <0.5 | <0.5 | <0.5 | <1 | <0.5 | <1 | <0.5 | <0.5 | <0.5 | <0.5 | <0.5 | <2 | <0.5 | <2 | <0.5 | <2 | <0.5 | <0.5 | <0.5 | <0.5 | <0.5 | <1 | <0.5 | <0.5 | <1 | <1.5 | <1 | <0.5 | <50 | <50 | <50 | <50 |
| 92547899 | DUP-2-20210706 | MW-76 | 07/06/2021 | <5 | <0.5 | <0.5 | <0.5 | <0.5 | <0.5 | <1 | <0.5 | <1 | <0.5 | <0.5 | <0.5 | <0.5 | <0.5 | <2 | <0.5 | <2 | <0.5 | <2 | <0.5 | <0.5 | <0.5 | <0.5 | <0.5 | <1 | <0.5 | <0.5 | <1 | <1.5 | <1 | <0.5 | <50 | <50 | <50 | <50 |
| 92553185 | MW-76_20210803 | MW-76 | 08/03/2021 | **16.3** | <0.5 | <0.5 | <0.5 | <0.5 | <0.5 | <1 | <0.5 | <1 | <0.5 | <0.5 | <0.5 | <0.5 | <0.5 | <2 | <0.5 | <2 | <0.5 | <2 | <0.5 | <0.5 | <0.5 | <0.5 | <0.5 | <1 | <0.5 | <0.5 | <1 | <1.5 | <1 | <0.5 | <50 | <50 | <50 | <50 |
| 92553185 | DUP-2-20210803 | MW-76 | 08/03/2021 | **16.1** | <0.5 | <0.5 | <0.5 | <0.5 | <0.5 | <1 | <0.5 | <1 | <0.5 | <0.5 | <0.5 | <0.5 | <0.5 | <2 | <0.5 | <2 | <0.5 | <2 | <0.5 | <0.5 | <0.5 | <0.5 | <0.5 | <1 | <0.5 | <0.5 | <1 | <1.5 | <1 | <0.5 | <50 | <50 | <50 | <50 |
| 92558739 | MW-76_20210831 | MW-76 | 08/31/2021 | <5 | <0.5 | <0.5 | <0.5 | <0.5 | <0.5 | <1 | <0.5 | <1 | <0.5 | <0.5 | <0.5 | <0.5 | <0.5 | <2 | <0.5 | <2 | <0.5 | <2 | <0.5 | <0.5 | <0.5 | <0.5 | <0.5 | <1 | <0.5 | <0.5 | <1 | <1.5 | <1 | <0.5 | <50 | <50 | <50 | <50 |
| 92564327 | MW-76_20210930 | MW-76 | 09/30/2021 | <5.0 | <0.5 | <0.5 | <0.5 | <0.5 | <0.5 | <0.5 | <0.5 | <0.6 | <0.5 | <0.5 | <0.5 | <0.5 | <0.5 | <0.6 | <0.5 | <5 | <0.5 | <0.5 | <0.5 | <0.5 | <0.5 | <0.5 | <0.5 | <0.5 | <0.5 | <0.5 | <0.5 | <1.5 | <1 | <0.5 | <100 | <100 | <100 | NA |
| 92569882 | MW-76_20211101 | MW-76 | 11/01/2021 | <5 | <0.5 | <0.5 | <0.5 | <0.5 | <0.5 | <1 | <0.5 | <1 | <0.5 | <0.5 | <0.5 | <0.5 | <0.5 | <2 | <0.5 | <2 | <0.5 | <2 | <0.5 | <0.5 | <0.5 | <0.5 | <0.5 | <1 | <0.5 | <0.5 | <1 | <1.5 | <1 | <0.5 | <50 | <50 | <50 | <50 |
| 92575208 | MW-76_20211201 | MW-76 | 12/01/2021 | <5 | <0.5 | <0.5 | <0.5 | <0.5 | <0.5 | <1 | <0.5 | <1 | <0.5 | <0.5 | <0.5 | <0.5 | <0.5 | <2 | <0.5 | <2 | <0.5 | <2 | <0.5 | <0.5 | <0.5 | <0.5 | <0.5 | <1 | <0.5 | <0.5 | <1 | <1.5 | <1 | <0.5 | <50 | <50 | <50 | <50 |
| 92580901<br>92580902 | MW-76_20220104 | MW-76 | 01/04/2022 | **5.1** | <0.5 | <0.5 | <0.5 | <0.5 | <0.5 | <1 | <0.5 | <1 | <0.5 | <0.5 | <0.5 | <0.5 | <0.5 | <2 | <0.5 | <2 | <0.5 | <2 | <0.5 | <0.5 | <0.5 | <0.5 | <0.5 | <1 | <0.5 | <0.5 | <1 | <1.5 | <1 | <0.5 | <50 | <50 | <50 | <50 |
| 92526257 | MW-77_20210308 | MW-77 | 03/08/2021 | **5.7** | <0.5 | <0.5 | <0.5 | <0.5 | <0.5 | <1 | <0.5 | <1 | <0.5 | <0.5 | <0.5 | <0.5 | <0.5 | <2 | <0.5 | <2 | <0.5 | <2 | <0.5 | <0.5 | <0.5 | <0.5 | <0.5 | <1 | <0.5 | <0.5 | <1 | <1.5 | <1 | <0.5 | <100 | <100 | <100 | <100 |
| 92526257 | DUP-1-20210308 | MW-77 | 03/08/2021 | <5 | <0.5 | <0.5 | <0.5 | <0.5 | <0.5 | <1 | <0.5 | <1 | <0.5 | <0.5 | <0.5 | <0.5 | <0.5 | <2 | <0.5 | <2 | <0.5 | <2 | <0.5 | <0.5 | <0.5 | <0.5 | <0.5 | <1 | <0.5 | <0.5 | <1 | <1.5 | <1 | <0.5 | <100 | <100 | <100 | <100 |
| 92531585 | MW-77_20210406 | MW-77 | 04/06/2021 | **5.5** | <0.5 | <0.5 | <0.5 | <0.5 | <0.5 | <1 | <0.5 | <1 | <0.5 | <0.5 | <0.5 | <0.5 | <0.5 | <2 | <0.5 | <2 | <0.5 | <2 | <0.5 | <0.5 | <0.5 | <0.5 | <0.5 | <1 | <0.5 | <0.5 | <1 | <1.5 | <1 | <0.5 | <50 | <50 | <50 | <50 |
| 92537153 | MW-77_20210505 | MW-77 | 05/05/2021 | <5 | <0.5 | <0.5 | <0.5 | <0.5 | <0.5 | <1 | <0.5 | <1 | <0.5 | <0.5 | <0.5 | <0.5 | <0.5 | <2 | <0.5 | <2 | <0.5 | <2 | <0.5 | <0.5 | <0.5 | <0.5 | <0.5 | <1 | <0.5 | <0.5 | <1 | <1.5 | <1 | <0.5 | <50 | <50 | <50 | <50 |
| 92542352 | MW-77_20210603 | MW-77 | 06/03/2021 | <5 | <0.5 | <0.5 | <0.5 | <0.5 | <0.5 | <1 | <0.5 | <1 | <0.5 | <0.5 | <0.5 | <0.5 | <0.5 | <2 | <0.5 | <2 | <0.5 | <2 | <0.5 | <0.5 | <0.5 | <0.5 | <0.5 | <1 | <0.5 | <0.5 | <1 | <1.5 | <1 | <0.5 | <50 | <50 | <50 | <50 |

**Table 5A**
**Summary of Monitoring Well Sampling Results**

Colonial Pipeline Company
2020-L1-SR2448
Huntersville, North Carolina

| Lab Report Number | Sample ID | Well ID | Sample Date | Metals (µg/L) | VOCs (µg/L) | | | | | | | | | | | | | | | | | | | | | | | | | | | | | | | MADEP VPH (µg/L) | | | |
|---|---|---|---|---|---|---|---|---|---|---|---|---|---|---|---|---|---|---|---|---|---|---|---|---|---|---|---|---|---|---|---|---|---|---|---|---|---|---|---|
| | | | | Lead | Benzene | Bromochloromethane | Bromodichloromethane | n-Butylbenzene | sec-Butylbenzene | Chloroethane | Chloroform | Chloromethane | 2-Chlorotoluene | Dibromochloromethane | 1,2-Dichloroethane | Diisopropyl ether | Ethylbenzene | Hexachloro-1,3-butadiene | Isopropylbenzene (Cumene) | Methylene Chloride | Methyl-tert-butyl ether | Naphthalene | n-Propylbenzene | Styrene | Tetrachloroethene | Toluene | Trichloroethene | Trichlorofluoromethane | 1,2,4-Trimethylbenzene | 1,3,5-Trimethylbenzene | Vinyl chloride | Xylene (Total) | m&p-Xylene | o-Xylene | C5 - C8 Aliphatics | C9 - C12 Aliphatics | C9 - C10 Aromatics | VPH (Total) |
| **NCAC 2L Standards** | | | | **15** | **1** | **NE** | **0.6** | **70** | **70** | **3000** | **70** | **3** | **100** | **0.4** | **0.4** | **70** | **600** | **0.4** | **70** | **5** | **20** | **6** | **70** | **70** | **0.7** | **600** | **3** | **2000** | **400** | **400** | **0.03** | **500** | **500** | **500** | **400** | **700** | **200** | **NE** |
| **IMAC Standards** | | | | -- | -- | -- | -- | -- | -- | -- | -- | -- | -- | -- | -- | -- | -- | -- | -- | -- | -- | -- | -- | -- | -- | -- | -- | -- | -- | -- | -- | -- | -- | -- | -- | -- | -- | -- |
| 92548170 | MW-77_20210707 | MW-77 | 07/07/2021 | **4.8J** | <0.5 | <0.5 | <0.5 | <0.5 | <0.5 | <1 | <0.5 | <1 | <0.5 | <0.5 | <0.5 | <0.5 | <0.5 | <2 | <0.5 | <2 | <0.5 | <2 | <0.5 | <0.5 | <0.5 | **0.53** | <0.5 | <1 | <0.5 | <0.5 | <1 | <1.5 | <1 | <0.5 | <50 | <50 | <50 | <50 |
| 92553189 | MW-77_20210803 | MW-77 | 08/03/2021 | <5 | <0.5 | <0.5 | <0.5 | <0.5 | <0.5 | <1 | <0.5 | <1 | <0.5 | <0.5 | <0.5 | <0.5 | <0.5 | <2 | <0.5 | <2 | <0.5 | <2 | <0.5 | <0.5 | <0.5 | <0.5 | <0.5 | <1 | <0.5 | <0.5 | <1 | <1.5 | <1 | <0.5 | <50 | <50 | <50 | <50 |
| 92558741 | MW-77_20210831 | MW-77 | 08/31/2021 | <5 | <0.5 | <0.5 | <0.5 | <0.5 | <0.5 | <1 | <0.5 | <1 | <0.5 | <0.5 | <0.5 | <0.5 | <0.5 | <2 | <0.5 | <2 | <0.5 | <2 | <0.5 | <0.5 | <0.5 | <0.5 | <0.5 | <1 | <0.5 | <0.5 | <1 | <1.5 | <1 | <0.5 | <50 | <50 | <50 | <50 |
| 92564333 | MW-77_20210930 | MW-77 | 09/30/2021 | <5.0 | <0.5 | <0.5 | <0.5 | <0.5 | <0.5 | <0.5 | <0.5 | <0.6 | <0.5 | <0.5 | <0.5 | <0.5 | <0.5 | <0.6 | <0.5 | <5 | <0.5 | <0.5 | <0.5 | <0.5 | <0.5 | <0.5 | <0.5 | <0.5 | <0.5 | <0.5 | <0.5 | <1.5 | <1 | <0.5 | <100 | <100 | <100 | NA |
| 92570181 | MW-77_20211102 | MW-77 | 11/02/2021 | <5 | <0.5 | <0.5 | <0.5 | <0.5 | <0.5 | <1 | <0.5 | <1 | <0.5 | <0.5 | <0.5 | <0.5 | <0.5 | <2 | <0.5 | <2 | <0.5 | <2 | <0.5 | <0.5 | <0.5 | <0.5 | <0.5 | <1 | <0.5 | <0.5 | <1 | <1.5 | <1 | <0.5 | <50 | <50 | <50 | <50 |
| 92575206 | MW-77_20211201 | MW-77 | 12/01/2021 | **13.0** | <0.5 | <0.5 | <0.5 | <0.5 | <0.5 | <1 | <0.5 | <1 | <0.5 | <0.5 | <0.5 | <0.5 | <0.5 | <2 | <0.5 | <2 | <0.5 | <2 | <0.5 | <0.5 | <0.5 | <0.5 | <0.5 | <1 | <0.5 | <0.5 | <1 | <1.5 | <1 | <0.5 | <50 | <50 | <50 | <50 |
| 92580903<br>92580955 | MW-77_20220104 | MW-77 | 01/10/2022 | **13.7** | <0.5 | <0.5 | <0.5 | <0.5 | <0.5 | <1 | <0.5 | <1 | <0.5 | <0.5 | <0.5 | <0.5 | <0.5 | <2 | <0.5 | <2 | <0.5 | <2 | <0.5 | <0.5 | <0.5 | <0.5 | <0.5 | <1 | <0.5 | <0.5 | <1 | <1.5 | <1 | <0.5 | <50 | <50 | <50 | <50 |
| 92526257 | MW-78_20210308 | MW-78 | 03/08/2021 | <5 | <0.5 | <0.5 | <0.5 | <0.5 | <0.5 | <1 | <0.5 | <1 | <0.5 | <0.5 | <0.5 | <0.5 | <0.5 | <2 | <0.5 | <2 | <0.5 | <2 | <0.5 | <0.5 | <0.5 | <0.5 | <0.5 | <1 | <0.5 | <0.5 | <1 | <1.5 | <1 | <0.5 | <100 | <100 | <100 | <100 |
| 92531585 | MW-78_20210406 | MW-78 | 04/06/2021 | <5 | <0.5 | <0.5 | <0.5 | <0.5 | <0.5 | <1 | <0.5 | <1 | <0.5 | <0.5 | <0.5 | <0.5 | <0.5 | <2 | <0.5 | <2 | <0.5 | <2 | <0.5 | <0.5 | <0.5 | <0.5 | <0.5 | <1 | <0.5 | <0.5 | <1 | <1.5 | <1 | <0.5 | <50 | <50 | <50 | <50 |
| 92531585 | Dup-1-20210406 | MW-78 | 04/06/2021 | <5 | <0.5 | <0.5 | <0.5 | <0.5 | <0.5 | <1 | <0.5 | <1 | <0.5 | <0.5 | <0.5 | <0.5 | <0.5 | <2 | <0.5 | <2 | <0.5 | <2 | <0.5 | <0.5 | <0.5 | <0.5 | <0.5 | <1 | <0.5 | <0.5 | <1 | <1.5 | <1 | <0.5 | <50 | <50 | <50 | <50 |
| 92537153 | MW-78_20210505 | MW-78 | 05/05/2021 | <5 | <0.5 | <0.5 | <0.5 | <0.5 | <0.5 | <1 | <0.5 | <1 | <0.5 | <0.5 | <0.5 | <0.5 | <0.5 | <2 | <0.5 | <2 | <0.5 | <2 | <0.5 | <0.5 | <0.5 | <0.5 | <0.5 | <1 | <0.5 | <0.5 | <1 | <1.5 | <1 | <0.5 | <50 | <50 | <50 | <50 |
| 92542352 | MW-78_20210603 | MW-78 | 06/03/2021 | <5 | <0.5 | <0.5 | <0.5 | <0.5 | <0.5 | <1 | <0.5 | <1 | <0.5 | <0.5 | <0.5 | <0.5 | <0.5 | <2 | <0.5 | <2 | <0.5 | <2 | <0.5 | <0.5 | <0.5 | <0.5 | <0.5 | <1 | <0.5 | <0.5 | <1 | <1.5 | <1 | <0.5 | <50 | <50 | <50 | <50 |
| 92548170 | MW-78_20210707 | MW-78 | 07/07/2021 | <5 | <0.5 | <0.5 | <0.5 | <0.5 | <0.5 | <1 | <0.5 | <1 | <0.5 | <0.5 | <0.5 | <0.5 | <0.5 | <2 | <0.5 | <2 | <0.5 | <2 | <0.5 | <0.5 | <0.5 | <0.5 | <0.5 | <1 | <0.5 | <0.5 | <1 | <1.5 | <1 | <0.5 | <50 | <50 | <50 | <50 |
| 92553189 | MW-78_20210803 | MW-78 | 08/03/2021 | **4.8J** | <0.5 | <0.5 | <0.5 | <0.5 | <0.5 | <1 | <0.5 | <1 | <0.5 | <0.5 | <0.5 | <0.5 | <0.5 | <2 | <0.5 | <2 | <0.5 | <2 | <0.5 | <0.5 | <0.5 | <0.5 | <0.5 | <1 | <0.5 | <0.5 | <1 | <1.5 | <1 | <0.5 | <50 | <50 | <50 | <50 |
| 92558737 | MW-78_20210831 | MW-78 | 08/31/2021 | <5 | <0.5 | <0.5 | <0.5 | <0.5 | <0.5 | <1 | <0.5 | <1 | <0.5 | <0.5 | <0.5 | <0.5 | <0.5 | <2 | <0.5 | <2 | <0.5 | <2 | <0.5 | <0.5 | <0.5 | <0.5 | <0.5 | <1 | <0.5 | <0.5 | <1 | <1.5 | <1 | <0.5 | <50 | <50 | <50 | <50 |
| 92564333 | MW-78_20210930 | MW-78 | 09/30/2021 | <5.0 | <0.5 | <0.5 | <0.5 | <0.5 | <0.5 | <0.5 | <0.5 | <0.6 | <0.5 | <0.5 | <0.5 | <0.5 | <0.5 | <0.6 | <0.5 | <5 | <0.5 | <0.5 | <0.5 | <0.5 | <0.5 | <0.5 | <0.5 | <0.5 | <0.5 | <0.5 | <0.5 | <1.5 | <1 | <0.5 | <100 | <100 | <100 | NA |
| 92570181 | MW-78_20211102 | MW-78 | 11/02/2021 | <5 | <0.5 | <0.5 | <0.5 | <0.5 | <0.5 | <1 | <0.5 | <1 | <0.5 | <0.5 | <0.5 | <0.5 | <0.5 | <2 | <0.5 | <2 | <0.5 | <2 | <0.5 | <0.5 | <0.5 | <0.5 | <0.5 | <1 | <0.5 | <0.5 | <1 | <1.5 | <1 | <0.5 | <50 | <50 | <50 | <50 |
| 92575206 | MW-78_20211201 | MW-78 | 12/01/2021 | <5 | <0.5 | <0.5 | <0.5 | <0.5 | <0.5 | <1 | <0.5 | <1 | <0.5 | <0.5 | <0.5 | <0.5 | <0.5 | <2 | <0.5 | <2 | <0.5 | <2 | <0.5 | <0.5 | <0.5 | <0.5 | <0.5 | <1 | <0.5 | <0.5 | <1 | <1.5 | <1 | <0.5 | <50 | <50 | <50 | <50 |
| 92581834<br>92581854 | MW-78_20220110 | MW-78 | 01/10/2022 | **1.3J** | <0.5 | <0.5 | <0.5 | <0.5 | <0.5 | <1 | <0.5 | <1 | <0.5 | <0.5 | <0.5 | <0.5 | <0.5 | <2 | <0.5 | <2 | <0.5 | <2 | <0.5 | <0.5 | <0.5 | <0.5 | <0.5 | <1 | <0.5 | <0.5 | <1 | <1.5 | <1 | <0.5 | <50 | <50 | <50 | <50 |
| 92581834<br>92581854 | DUP-1-20220110 | MW-78 | 01/10/2022 | **0.90J** | <0.5 | <0.5 | <0.5 | <0.5 | <0.5 | <1 | <0.5 | <1 | <0.5 | <0.5 | <0.5 | <0.5 | <0.5 | <2 | <0.5 | <2 | <0.5 | <2 | <0.5 | <0.5 | <0.5 | <0.5 | <0.5 | <1 | <0.5 | <0.5 | <1 | <1.5 | <1 | <0.5 | <50 | <50 | <50 | <50 |
| 92526616 | MW-79_20210309 | MW-79 | 03/09/2021 | <5 | <0.5 | <0.5 | <0.5 | <0.5 | <0.5 | <1 | <0.5 | <1 | <0.5 | <0.5 | <0.5 | <0.5 | <0.5 | <2 | <0.5 | <2 | <0.5 | <2 | <0.5 | <0.5 | <0.5 | <0.5 | <0.5 | <1 | <0.5 | <0.5 | <1 | <1.5 | <1 | <0.5 | <100 | <100 | <100 | <100 |
| 92531585 | MW-79_20210406 | MW-79 | 04/06/2021 | <5 | <0.5 | <0.5 | <0.5 | <0.5 | <0.5 | <1 | <0.5 | <1 | <0.5 | <0.5 | <0.5 | <0.5 | <0.5 | <2 | <0.5 | <2 | <0.5 | <2 | <0.5 | <0.5 | <0.5 | <0.5 | <0.5 | <1 | <0.5 | <0.5 | <1 | <1.5 | <1 | <0.5 | <50 | <50 | <50 | <50 |
| 92537153 | MW-79_20210505 | MW-79 | 05/05/2021 | <5 | <0.5 | <0.5 | <0.5 | <0.5 | <0.5 | <1 | <0.5 | <1 | <0.5 | <0.5 | <0.5 | <0.5 | <0.5 | <2 | <0.5 | <2 | <0.5 | <2 | <0.5 | <0.5 | <0.5 | <0.5 | <0.5 | <1 | <0.5 | <0.5 | <1 | <1.5 | <1 | <0.5 | <50 | <50 | <50 | <50 |
| 92542352 | MW-79_20210603 | MW-79 | 06/03/2021 | <5 | <0.5 | <0.5 | <0.5 | <0.5 | <0.5 | <1 | <0.5 | <1 | <0.5 | <0.5 | <0.5 | <0.5 | <0.5 | <2 | <0.5 | <2 | <0.5 | <2 | <0.5 | <0.5 | <0.5 | <0.5 | <0.5 | <1 | <0.5 | <0.5 | <1 | <1.5 | <1 | <0.5 | <50 | <50 | <50 | <50 |
| 92548170 | MW-79_20210707 | MW-79 | 07/07/2021 | <5 | **0.71** | <0.5 | <0.5 | <0.5 | <0.5 | <1 | <0.5 | <1 | <0.5 | <0.5 | <0.5 | <0.5 | <0.5 | <2 | <0.5 | <2 | <0.5 | <2 | <0.5 | <0.5 | <0.5 | **1.4** | <0.5 | <1 | <0.5 | <0.5 | <1 | <1.5 | <1 | <0.5 | <50 | <50 | <50 | <50 |
| 92553189 | MW-79_20210803 | MW-79 | 08/03/2021 | <5 | <0.5 | <0.5 | <0.5 | <0.5 | <0.5 | <1 | <0.5 | <1 | <0.5 | <0.5 | <0.5 | <0.5 | <0.5 | <2 | <0.5 | <2 | <0.5 | <2 | <0.5 | <0.5 | <0.5 | <0.5 | <0.5 | <1 | <0.5 | <0.5 | <1 | <1.5 | <1 | <0.5 | <50 | <50 | <50 | <50 |
| 92558741 | MW-79_20210831 | MW-79 | 08/31/2021 | <5 | <0.5 | <0.5 | <0.5 | <0.5 | <0.5 | <1 | <0.5 | <1 | <0.5 | <0.5 | <0.5 | <0.5 | <0.5 | <2 | <0.5 | <2 | <0.5 | <2 | <0.5 | <0.5 | <0.5 | <0.5 | <0.5 | <1 | <0.5 | <0.5 | <1 | <1.5 | <1 | <0.5 | <50 | <50 | <50 | <50 |
| 92564333 | MW-79_20210930 | MW-79 | 09/30/2021 | <5.0 | <0.5 | <0.5 | <0.5 | <0.5 | <0.5 | <0.5 | <0.5 | <0.6 | <0.5 | <0.5 | <0.5 | <0.5 | <0.5 | <0.6 | <0.5 | <5 | <0.5 | <0.5 | <0.5 | <0.5 | <0.5 | <0.5 | <0.5 | <0.5 | <0.5 | <0.5 | <0.5 | <1.5 | <1 | <0.5 | <100 | <100 | <100 | NA |
| 92570181 | MW-79_20211102 | MW-79 | 11/02/2021 | <5 | <0.5 | <0.5 | <0.5 | <0.5 | <0.5 | <1 | <0.5 | <1 | <0.5 | <0.5 | <0.5 | <0.5 | <0.5 | <2 | <0.5 | <2 | <0.5 | <2 | <0.5 | <0.5 | <0.5 | <0.5 | <0.5 | <1 | <0.5 | <0.5 | <1 | <1.5 | <1 | <0.5 | <50 | <50 | <50 | <50 |
| 92575206 | MW-79_20211201 | MW-79 | 12/01/2021 | <5 | <0.5 | <0.5 | <0.5 | <0.5 | <0.5 | <1 | <0.5 | <1 | <0.5 | <0.5 | <0.5 | <0.5 | <0.5 | <2 | <0.5 | <2 | <0.5 | <2 | <0.5 | <0.5 | <0.5 | <0.5 | <0.5 | <1 | <0.5 | <0.5 | <1 | <1.5 | <1 | <0.5 | <50 | <50 | <50 | <50 |
| 92580903<br>92580955 | MW-79_20220104 | MW-79 | 01/04/2022 | **0.69J** | <0.5 | <0.5 | <0.5 | <0.5 | <0.5 | <1 | <0.5 | <1 | <0.5 | <0.5 | <0.5 | <0.5 | <0.5 | <2 | <0.5 | <2 | <0.5 | <2 | <0.5 | <0.5 | <0.5 | <0.5 | <0.5 | <1 | <0.5 | <0.5 | <1 | <1.5 | <1 | <0.5 | <50 | <50 | <50 | <50 |
| 92526616 | MW-80_20210309 | MW-80 | 03/09/2021 | <5 | <0.5 | <0.5 | <0.5 | <0.5 | <0.5 | <1 | <0.5 | <1 | <0.5 | <0.5 | <0.5 | <0.5 | <0.5 | <2 | <0.5 | <2 | <0.5 | <2 | <0.5 | <0.5 | <0.5 | <0.5 | <0.5 | <1 | <0.5 | <0.5 | <1 | <1.5 | <1 | <0.5 | <100 | <100 | <100 | <100 |
| 92531225 | MW-80_20210405 | MW-80 | 04/05/2021 | <5 | <0.5 | <0.5 | <0.5 | <0.5 | <0.5 | <1 | <0.5 | <1 | <0.5 | <0.5 | <0.5 | <0.5 | <0.5 | <2 | <0.5 | <2 | <0.5 | <2 | <0.5 | <0.5 | <0.5 | <0.5 | <0.5 | <1 | <0.5 | <0.5 | <1 | <1.5 | <1 | <0.5 | <50 | <50 | <50 | <50 |
| 92537153 | MW-80_20210505 | MW-80 | 05/05/2021 | <5 | <0.5 | <0.5 | <0.5 | <0.5 | <0.5 | <1 | <0.5 | <1 | <0.5 | <0.5 | <0.5 | <0.5 | <0.5 | <2 | <0.5 | <2 | <0.5 | <2 | <0.5 | <0.5 | <0.5 | <0.5 | <0.5 | <1 | <0.5 | <0.5 | <1 | <1.5 | <1 | <0.5 | <50 | <50 | <50 | <50 |
| 92541992 | MW-80_20210602 | MW-80 | 06/02/2021 | <5 | <0.5 | <0.5 | <0.5 | <0.5 | <0.5 | <1 | <0.5 | <1 | <0.5 | <0.5 | <0.5 | <0.5 | <0.5 | <2 | <0.5 | <2 | <0.5 | <2 | <0.5 | <0.5 | <0.5 | <0.5 | <0.5 | <1 | <0.5 | <0.5 | <1 | <1.5 | <1 | <0.5 | <50 | <50 | <50 | <50 |
| 92548170 | MW-80_20210707 | MW-80 | 07/07/2021 | <5 | <0.5 | <0.5 | <0.5 | <0.5 | <0.5 | <1 | <0.5 | <1 | <0.5 | <0.5 | <0.5 | <0.5 | <0.5 | <2 | <0.5 | <2 | <0.5 | <2 | <0.5 | <0.5 | <0.5 | <0.5 | <0.5 | <1 | <0.5 | <0.5 | <1 | <1.5 | <1 | <0.5 | <50 | <50 | <50 | <50 |
| 92548170 | DUP-2-20210707 | MW-80 | 07/07/2021 | <5 | <0.5 | <0.5 | <0.5 | <0.5 | <0.5 | <1 | <0.5 | <1 | <0.5 | <0.5 | <0.5 | <0.5 | <0.5 | <2 | <0.5 | <2 | <0.5 | <2 | <0.5 | <0.5 | <0.5 | <0.5 | <0.5 | <1 | <0.5 | <0.5 | <1 | **1.09J** | **0.73J** | **0.36J** | <50 | <50 | <50 | <50 |
| 92553189 | MW-80_20210803 | MW-80 | 08/03/2021 | <5 | <0.5 | <0.5 | <0.5 | <0.5 | <0.5 | <1 | <0.5 | <1 | <0.5 | <0.5 | <0.5 | <0.5 | <0.5 | <2 | <0.5 | <2 | <0.5 | <2 | <0.5 | <0.5 | <0.5 | <0.5 | <0.5 | <1 | <0.5 | <0.5 | <1 | <1.5 | <1 | <0.5 | <50 | <50 | <50 | <50 |
| 92558741 | MW-80_20210831 | MW-80 | 08/31/2021 | <5 | <0.5 | <0.5 | <0.5 | <0.5 | <0.5 | <1 | <0.5 | <1 | <0.5 | <0.5 | <0.5 | <0.5 | <0.5 | <2 | <0.5 | <2 | <0.5 | <2 | <0.5 | <0.5 | <0.5 | <0.5 | <0.5 | <1 | <0.5 | <0.5 | <1 | <1.5 | <1 | <0.5 | <50 | <50 | <50 | <50 |
| 92564333 | MW-80_20210930 | MW-80 | 09/30/2021 | <5.0 | <0.5 | <0.5 | <0.5 | <0.5 | <0.5 | <0.5 | <0.5 | <0.6 | <0.5 | <0.5 | <0.5 | <0.5 | <0.5 | <0.6 | <0.5 | <5 | <0.5 | <0.5 | <0.5 | <0.5 | <0.5 | <0.5 | <0.5 | <0.5 | <0.5 | <0.5 | <0.5 | <1.5 | <1 | <0.5 | <100 | <100 | <100 | NA |
| 92570181 | MW-80_20211102 | MW-80 | 11/02/2021 | <5 | <0.5 | <0.5 | <0.5 | <0.5 | <0.5 | <1 | <0.5 | <1 | <0.5 | <0.5 | <0.5 | <0.5 | <0.5 | <2 | <0.5 | <2 | <0.5 | <2 | <0.5 | <0.5 | <0.5 | <0.5 | <0.5 | <1 | <0.5 | <0.5 | <1 | <1.5 | <1 | <0.5 | <50 | <50 | <50 | <50 |
| 92575206 | MW-80_20211201 | MW-80 | 12/01/2021 | <5 | <0.5 | <0.5 | <0.5 | <0.5 | <0.5 | <1 | <0.5 | <1 | <0.5 | <0.5 | <0.5 | <0.5 | <0.5 | <2 | <0.5 | <2 | <0.5 | <2 | <0.5 | <0.5 | <0.5 | <0.5 | <0.5 | <1 | <0.5 | <0.5 | <1 | <1.5 | <1 | <0.5 | <50 | <50 | <50 | <50 |
| 92580903<br>92580955 | MW-80_20220104 | MW-80 | 01/04/2022 | **9.2** | <0.5 | <0.5 | <0.5 | <0.5 | <0.5 | <1 | <0.5 | <1 | <0.5 | <0.5 | <0.5 | <0.5 | <0.5 | <2 | <0.5 | <2 | <0.5 | <2 | <0.5 | <0.5 | <0.5 | <0.5 | <0.5 | <1 | <0.5 | <0.5 | <1 | <1.5 | <1 | <0.5 | <50 | <50 | <50 | <50 |

**Table 5A**
**Summary of Monitoring Well Sampling Results**

Colonial Pipeline Company
2020-L1-SR2448
Huntersville, North Carolina

| Lab Report Number | Sample ID | Well ID | Sample Date | Metals (µg/L) | VOCs (µg/L) | | | | | | | | | | | | | | | | | | | | | | | | | | | | MADEP VPH (µg/L) | | | |
|---|---|---|---|---|---|---|---|---|---|---|---|---|---|---|---|---|---|---|---|---|---|---|---|---|---|---|---|---|---|---|---|---|---|---|---|---|
| | | | | Lead | Benzene | Bromochloromethane | Bromodichloromethane | n-Butylbenzene | sec-Butylbenzene | Chloroethane | Chloroform | Chloromethane | 2-Chlorotoluene | Dibromochloromethane | 1,2-Dichloroethane | Diisopropyl ether | Ethylbenzene | Hexachloro-1,3-butadiene | Isopropylbenzene (Cumene) | Methylene Chloride | Methyl-tert-butyl ether | Naphthalene | n-Propylbenzene | Styrene | Tetrachloroethene | Toluene | Trichloroethene | Trichlorofluoromethane | 1,2,4-Trimethylbenzene | 1,3,5-Trimethylbenzene | Vinyl chloride | Xylene (Total) | m&p-Xylene | o-Xylene | C5 - C8 Aliphatics | C9 - C12 Aliphatics | C9 - C10 Aromatics | VPH (Total) |
| **NCAC 2L Standards** | | | | **15** | **1** | **NE** | **0.6** | **70** | **70** | **3000** | **70** | **3** | **100** | **0.4** | **0.4** | **70** | **600** | **0.4** | **70** | **5** | **20** | **6** | **70** | **70** | **0.7** | **600** | **3** | **2000** | **400** | **400** | **0.03** | **500** | **500** | **500** | **400** | **700** | **200** | **NE** |
| **IMAC Standards** | | | | -- | -- | -- | -- | -- | -- | -- | -- | -- | -- | -- | -- | -- | -- | -- | -- | -- | -- | -- | -- | -- | -- | -- | -- | -- | -- | -- | -- | -- | -- | -- | -- | -- | -- |
| 92527326 | MW-81_20210311 | MW-81 | 03/11/2021 | <5 | **3.5** | <0.5 | <0.5 | <0.5 | <0.5 | <1 | <0.5 | <1 | <0.5 | <0.5 | <0.5 | **2.9** | **2.9** | <2 | <0.5 | <2 | <0.5 | <2 | <0.5 | <0.5 | <0.5 | **12.5** | <0.5 | <1 | **12.3** | <0.5 | <1 | **42.3** | **22.0** | **20.3** | **1,640** | **263** | **93.5** | **170** |
| 92531225 | MW-81_20210405 | MW-81 | 04/05/2021 | <5 | <0.5 | <0.5 | <0.5 | <0.5 | <0.5 | <1 | <0.5 | <1 | <0.5 | <0.5 | <0.5 | <0.5 | <0.5 | <2 | <0.5 | <2 | <0.5 | <2 | <0.5 | <0.5 | <0.5 | <0.5 | <0.5 | <1 | <0.5 | <0.5 | <1 | <1.5 | <1 | <0.5 | **60.8** | <50 | <50 | **60.8** |
| 92537153 | MW-81_20210505 | MW-81 | 05/05/2021 | <5 | <0.5 | <0.5 | <0.5 | <0.5 | <0.5 | <1 | <0.5 | <1 | <0.5 | <0.5 | <0.5 | <0.5 | <0.5 | <2 | <0.5 | <2 | <0.5 | <2 | <0.5 | <0.5 | <0.5 | <0.5 | <0.5 | <1 | <0.5 | <0.5 | <1 | <1.5 | <1 | <0.5 | <50 | <50 | <50 | <50 |
| 92541992 | MW-81_20210602 | MW-81 | 06/02/2021 | <5 | <0.5 | <0.5 | <0.5 | <0.5 | <0.5 | <1 | <0.5 | <1 | <0.5 | <0.5 | <0.5 | <0.5 | <0.5 | <2 | <0.5 | <2 | <0.5 | <2 | <0.5 | <0.5 | <0.5 | <0.5 | <0.5 | <1 | <0.5 | <0.5 | <1 | <1.5 | <1 | <0.5 | <50 | <50 | <50 | <50 |
| 92548170 | MW-81_20210707 | MW-81 | 07/07/2021 | <5 | <0.5 | <0.5 | <0.5 | <0.5 | <0.5 | <1 | <0.5 | <1 | <0.5 | <0.5 | <0.5 | <0.5 | <0.5 | <2 | <0.5 | <2 | <0.5 | <2 | <0.5 | <0.5 | <0.5 | <0.5 | <0.5 | <1 | <0.5 | <0.5 | <1 | <1.5 | <1 | <0.5 | <50 | <50 | <50 | <50 |
| 92553189 | MW-81_20210803 | MW-81 | 08/03/2021 | <5 | <0.5 | <0.5 | <0.5 | <0.5 | <0.5 | <1 | <0.5 | <1 | <0.5 | <0.5 | <0.5 | <0.5 | <0.5 | <2 | <0.5 | <2 | <0.5 | <2 | <0.5 | <0.5 | <0.5 | <0.5 | <0.5 | <1 | <0.5 | <0.5 | <1 | <1.5 | <1 | <0.5 | <50 | <50 | <50 | <50 |
| 92558741 | MW-81_20210831 | MW-81 | 08/31/2021 | <5 | <0.5 | <0.5 | <0.5 | <0.5 | <0.5 | <1 | <0.5 | <1 | <0.5 | <0.5 | <0.5 | <0.5 | <0.5 | <2 | <0.5 | <2 | <0.5 | <2 | <0.5 | <0.5 | <0.5 | <0.5 | <0.5 | <1 | <0.5 | <0.5 | <1 | <1.5 | <1 | <0.5 | <50 | <50 | <50 | <50 |
| 92564333 | MW-81_20210930 | MW-81 | 09/30/2021 | <5.0 | <0.5 | <0.5 | <0.5 | <0.5 | <0.5 | <0.5 | <0.5 | <0.6 | <0.5 | <0.5 | <0.5 | <0.5 | <0.5 | <0.6 | <0.5 | <5.0 | <0.5 | <0.5 | <0.5 | <0.5 | <0.5 | <0.5 | <0.5 | <0.5 | <0.5 | <0.5 | <0.5 | <1.5 | <1 | <0.5 | <100 | <100 | <100 | NA |
| 92570181 | MW-81_20211102 | MW-81 | 11/02/2021 | <5 | <0.5 | <0.5 | <0.5 | <0.5 | <0.5 | <1 | <0.5 | <1 | <0.5 | <0.5 | <0.5 | <0.5 | <0.5 | <2 | <0.5 | <2 | <0.5 | <2 | <0.5 | <0.5 | <0.5 | <0.5 | <0.5 | <1 | <0.5 | <0.5 | <1 | <1.5 | <1 | <0.5 | <50 | <50 | <50 | <50 |
| 92575206 | MW-81_20211201 | MW-81 | 12/01/2021 | <5 | <0.5 | <0.5 | <0.5 | <0.5 | <0.5 | <1 | <0.5 | <1 | <0.5 | <0.5 | <0.5 | <0.5 | <0.5 | <2 | <0.5 | <2 | <0.5 | <2 | <0.5 | <0.5 | <0.5 | <0.5 | <0.5 | <1 | <0.5 | <0.5 | <1 | <1.5 | <1 | <0.5 | <50 | <50 | <50 | <50 |
| 92580903<br>92580955 | MW-81_20220104 | MW-81 | 01/04/2022 | **0.88J** | <0.5 | <0.5 | <0.5 | <0.5 | <0.5 | <1 | <0.5 | <1 | <0.5 | <0.5 | <0.5 | <0.5 | <0.5 | <2 | <0.5 | <2 | <0.5 | <2 | <0.5 | <0.5 | <0.5 | <0.5 | <0.5 | <1 | <0.5 | <0.5 | <1 | <1.5 | <1 | <0.5 | <50 | <50 | <50 | <50 |
| 92527326 | MW-82_20210311 | MW-82 | 03/11/2021 | <5 | <0.5 | <0.5 | <0.5 | <0.5 | <0.5 | <1 | <0.5 | <1 | <0.5 | <0.5 | <0.5 | <0.5 | <0.5 | <2 | <0.5 | <2 | <0.5 | <2 | <0.5 | <0.5 | <0.5 | <0.5 | <0.5 | <1 | <0.5 | <0.5 | <1 | <1.5 | <1 | <0.5 | <50 | <50 | <50 | <50 |
| 92531225 | MW-82_20210405 | MW-82 | 04/05/2021 | <5 | <0.5 | <0.5 | <0.5 | <0.5 | <0.5 | <1 | <0.5 | <1 | <0.5 | <0.5 | <0.5 | <0.5 | <0.5 | <2 | <0.5 | <2 | <0.5 | <2 | <0.5 | <0.5 | <0.5 | <0.5 | <0.5 | <1 | <0.5 | <0.5 | <1 | <1.5 | <1 | <0.5 | <50 | <50 | <50 | <50 |
| 92537153 | MW-82_20210505 | MW-82 | 05/05/2021 | <5 | <0.5 | <0.5 | <0.5 | <0.5 | <0.5 | <1 | <0.5 | <1 | <0.5 | <0.5 | <0.5 | <0.5 | <0.5 | <2 | <0.5 | <2 | <0.5 | <2 | <0.5 | <0.5 | <0.5 | <0.5 | <0.5 | <1 | <0.5 | <0.5 | <1 | <1 | <1 | <0.5 | <50 | <50 | <50 | <50 |
| 92541992 | MW-82_20210602 | MW-82 | 06/02/2021 | <5 | <0.5 | <0.5 | <0.5 | <0.5 | <0.5 | <1 | <0.5 | <1 | <0.5 | <0.5 | <0.5 | <0.5 | <0.5 | <2 | <0.5 | <2 | <0.5 | <2 | <0.5 | <0.5 | <0.5 | <0.5 | <0.5 | <1 | <0.5 | <0.5 | <1 | <1.5 | <1 | <0.5 | <50 | <50 | <50 | <50 |
| 92548170 | MW-82_20210707 | MW-82 | 07/07/2021 | <5 | <0.5 | <0.5 | <0.5 | <0.5 | <0.5 | <1 | <0.5 | <1 | <0.5 | <0.5 | <0.5 | <0.5 | <0.5 | <2 | <0.5 | <2 | <0.5 | <2 | <0.5 | <0.5 | <0.5 | <0.5 | <0.5 | <1 | <0.5 | <0.5 | <1 | <1.5 | <1 | <0.5 | <50 | <50 | <50 | <50 |
| 92553189 | MW-82_20210803 | MW-82 | 08/03/2021 | <5 | <0.5 | <0.5 | <0.5 | <0.5 | <0.5 | <1 | <0.5 | <1 | <0.5 | <0.5 | <0.5 | <0.5 | <0.5 | <2 | <0.5 | <2 | <0.5 | <2 | <0.5 | <0.5 | <0.5 | <0.5 | <0.5 | <1 | <0.5 | <0.5 | <1 | <1.5 | <1 | <0.5 | <50 | <50 | <50 | <50 |
| 92558741 | MW-82_20210831 | MW-82 | 08/31/2021 | **5.3** | <0.5 | <0.5 | <0.5 | <0.5 | <0.5 | <1 | <0.5 | <1 | <0.5 | <0.5 | <0.5 | <0.5 | <0.5 | <2 | <0.5 | <2 | <0.5 | <2 | <0.5 | <0.5 | <0.5 | <0.5 | <0.5 | <1 | <0.5 | <0.5 | <1 | <1.5 | <1 | <0.5 | <50 | <50 | <50 | <50 |
| 92564333 | MW-82_20210930 | MW-82 | 09/30/2021 | <5.0 | <0.5 | <0.5 | <0.5 | <0.5 | <0.5 | <0.5 | <0.5 | <0.6 | <0.5 | <0.5 | <0.5 | <0.5 | <0.5 | <0.6 | <0.5 | <5 | <0.5 | <0.5 | <0.5 | <0.5 | <0.5 | <0.5 | <0.5 | <0.5 | <0.5 | <0.5 | <0.5 | <1.5 | <1 | <0.5 | <100 | <100 | <100 | NA |
| 92570181 | MW-82_20211102 | MW-82 | 11/02/2021 | <5 | <0.5 | <0.5 | <0.5 | <0.5 | <0.5 | <1 | <0.5 | <1 | <0.5 | <0.5 | <0.5 | <0.5 | <0.5 | <2 | <0.5 | <2 | <0.5 | <2 | <0.5 | <0.5 | <0.5 | <0.5 | <0.5 | <1 | <0.5 | <0.5 | <1 | <1.5 | <1 | <0.5 | <50 | <50 | <50 | <50 |
| 92575206 | MW-82_20211201 | MW-82 | 12/01/2021 | <5 | <0.5 | <0.5 | <0.5 | <0.5 | <0.5 | <1 | <0.5 | <1 | <0.5 | <0.5 | <0.5 | <0.5 | <0.5 | <2 | <0.5 | <2 | <0.5 | <2 | <0.5 | <0.5 | <0.5 | <0.5 | <0.5 | <1 | <0.5 | <0.5 | <1 | <1.5 | <1 | <0.5 | <50 | <50 | <50 | <50 |
| 92580930<br>92580955 | MW-82_20220104 | MW-82 | 01/04/2022 | **0.12J** | <0.5 | <0.5 | <0.5 | <0.5 | <0.5 | <1 | <0.5 | <1 | <0.5 | <0.5 | <0.5 | <0.5 | <0.5 | <2 | <0.5 | <2 | <0.5 | <2 | <0.5 | <0.5 | <0.5 | <0.5 | <0.5 | <1 | <0.5 | <0.5 | <1 | <1.5 | <1 | <0.5 | <50 | <50 | <50 | <50 |
| 92527326 | MW-83_20210311 | MW-83 | 03/11/2021 | **67.3** | <0.5 | <0.5 | <0.5 | <0.5 | <0.5 | <1 | <0.5 | <1 | <0.5 | <0.5 | <0.5 | <0.5 | <0.5 | <2 | <0.5 | <2 | <0.5 | <2 | <0.5 | <0.5 | <0.5 | <0.5 | <0.5 | <1 | <0.5 | <0.5 | <1 | <1.5 | <1 | <0.5 | <50 | <50 | <50 | <50 |
| 92531853 | MW-83_20210407 | MW-83 | 04/07/2021 | **35.9** | <0.5 | <0.5 | <0.5 | <0.5 | <0.5 | <1 | <0.5 | <1 | <0.5 | <0.5 | <0.5 | <0.5 | <0.5 | <2 | <0.5 | <2 | <0.5 | <2 | <0.5 | <0.5 | <0.5 | <0.5 | <0.5 | <1 | <0.5 | <0.5 | <1 | <1.5 | <1 | <0.5 | <50 | <50 | <50 | <50 |
| 92537153 | MW-83_20210505 | MW-83 | 05/05/2021 | <5 | <0.5 | <0.5 | <0.5 | <0.5 | <0.5 | <1 | <0.5 | <1 | <0.5 | <0.5 | <0.5 | <0.5 | <0.5 | <2 | <0.5 | <2 | <0.5 | <2 | <0.5 | <0.5 | <0.5 | <0.5 | <0.5 | <1 | <0.5 | <0.5 | <1 | <1 | <1 | <0.5 | <50 | <50 | <50 | <50 |
| 92541699 | MW-83_20210601 | MW-83 | 06/01/2021 | **9.7** | <0.5 | <0.5 | <0.5 | <0.5 | <0.5 | <1 | <0.5 | <1 | <0.5 | <0.5 | <0.5 | <0.5 | <0.5 | <2 | <0.5 | <2 | <0.5 | <2 | <0.5 | <0.5 | <0.5 | <0.5 | <0.5 | <1 | <0.5 | <0.5 | <1 | <1.5 | <1 | <0.5 | <50 | <50 | <50 | <50 |
| 92548170 | MW-83_20210707 | MW-83 | 07/07/2021 | <5 | <0.5 | <0.5 | <0.5 | <0.5 | <0.5 | <1 | <0.5 | <1 | <0.5 | <0.5 | <0.5 | <0.5 | <0.5 | <2 | <0.5 | <2 | <0.5 | <2 | <0.5 | <0.5 | <0.5 | <0.5 | <0.5 | <1 | <0.5 | <0.5 | <1 | <1.5 | <1 | <0.5 | <50 | <50 | <50 | <50 |
| 92553519 | MW-83_20210804 | MW-83 | 08/04/2021 | <5 | <0.5 | <0.5 | <0.5 | <0.5 | <0.5 | <1 | <0.5 | <1 | <0.5 | <0.5 | <0.5 | <0.5 | <0.5 | <2 | <0.5 | <2 | <0.5 | <2 | <0.5 | <0.5 | <0.5 | <0.5 | <0.5 | <1 | <0.5 | <0.5 | <1 | <1.5 | <1 | <0.5 | <50 | <50 | <50 | <50 |
| 92558742 | MW-83_20210831 | MW-83 | 08/31/2021 | <5 | <0.5 | <0.5 | <0.5 | <0.5 | <0.5 | <1 | <0.5 | <1 | <0.5 | <0.5 | <0.5 | <0.5 | <0.5 | <2 | <0.5 | <2 | <0.5 | <2 | <0.5 | <0.5 | <0.5 | <0.5 | <0.5 | <1 | <0.5 | <0.5 | <1 | <1.5 | <1 | <0.5 | <50 | <50 | <50 | <50 |
| 92564333 | MW-83_20210930 | MW-83 | 09/30/2021 | <5.0 | <0.5 | <0.5 | <0.5 | <0.5 | <0.5 | <0.5 | <0.5 | <0.6 | <0.5 | <0.5 | <0.5 | <0.5 | <0.5 | <0.6 | <0.5 | <5 | <0.5 | <0.5 | <0.5 | <0.5 | <0.5 | <0.5 | <0.5 | <0.5 | <0.5 | <0.5 | <0.5 | <1.5 | <1 | <0.5 | <100 | <100 | <100 | NA |
| 92571046 | MW-83_20211105 | MW-83 | 11/05/2021 | <5 | <0.5 | <0.5 | <0.5 | <0.5 | <0.5 | <1 | <0.5 | <1 | <0.5 | <0.5 | <0.5 | <0.5 | <0.5 | <2 | <0.5 | <2 | <0.5 | <2 | <0.5 | <0.5 | <0.5 | <0.5 | <0.5 | <1 | <0.5 | <0.5 | <1 | <1.5 | <1 | <0.5 | <50 | <50 | <50 | <50 |
| 92575206 | MW-83_20211201 | MW-83 | 12/01/2021 | **4.8J** | <0.5 | <0.5 | <0.5 | <0.5 | <0.5 | <1 | <0.5 | <1 | <0.5 | <0.5 | <0.5 | <0.5 | <0.5 | <2 | <0.5 | <2 | <0.5 | <2 | <0.5 | <0.5 | <0.5 | **0.75** | <0.5 | <1 | <0.5 | <0.5 | <1 | <1.5 | <1 | <0.5 | <50 | <50 | <50 | <50 |
| 92580903<br>92580955 | MW-83_20220104 | MW-83 | 01/04/2022 | **0.21J** | <0.5 | <0.5 | <0.5 | <0.5 | <0.5 | <1 | <0.5 | <1 | <0.5 | <0.5 | <0.5 | <0.5 | <0.5 | <2 | <0.5 | <2 | <0.5 | <2 | <0.5 | <0.5 | <0.5 | <0.5 | <0.5 | <1 | <0.5 | <0.5 | <1 | <1.5 | <1 | <0.5 | <50 | <50 | <50 | <50 |
| 92527326 | MW-84_20210311 | MW-84 | 03/11/2021 | <5 | <0.5 | <0.5 | <0.5 | <0.5 | <0.5 | <1 | <0.5 | <1 | <0.5 | <0.5 | <0.5 | **1.4** | <0.5 | <2 | <0.5 | <2 | <0.5 | <2 | <0.5 | <0.5 | <0.5 | <0.5 | <0.5 | <1 | <0.5 | <0.5 | <1 | <1.5 | <1 | <0.5 | <50 | <50 | <50 | <50 |
| 92531853 | MW-84_20210407 | MW-84 | 04/07/2021 | <5 | <0.5 | <0.5 | <0.5 | <0.5 | <0.5 | <1 | <0.5 | <1 | <0.5 | <0.5 | <0.5 | <0.5 | <0.5 | <2 | <0.5 | <2 | <0.5 | <2 | <0.5 | <0.5 | <0.5 | <0.5 | <0.5 | <1 | <0.5 | <0.5 | <1 | <1.5 | <1 | <0.5 | <50 | <50 | <50 | <50 |
| 92537153 | MW-84_20210505 | MW-84 | 05/05/2021 | **45.7** | <0.5 | <0.5 | <0.5 | <0.5 | <0.5 | <1 | <0.5 | <1 | <0.5 | <0.5 | <0.5 | <0.5 | <0.5 | <2 | <0.5 | <2 | <0.5 | <2 | <0.5 | <0.5 | <0.5 | <0.5 | <0.5 | <1 | <0.5 | <0.5 | <1 | <1 | <1 | <0.5 | **269** | <50 | <50 | **271** |
| 92541699 | MW-84_20210601 | MW-84 | 06/01/2021 | <5 | <0.5 | <0.5 | <0.5 | <0.5 | <0.5 | <1 | <0.5 | <1 | <0.5 | <0.5 | <0.5 | <0.5 | <0.5 | <2 | <0.5 | <2 | <0.5 | <2 | <0.5 | <0.5 | <0.5 | <0.5 | <0.5 | <1 | <0.5 | <0.5 | <1 | <1.5 | <1 | <0.5 | <50 | <50 | <50 | <50 |
| 92548170 | MW-84_20210707 | MW-84 | 07/07/2021 | <5 | <0.5 | <0.5 | <0.5 | <0.5 | <0.5 | <1 | <0.5 | <1 | <0.5 | <0.5 | <0.5 | <0.5 | <0.5 | <2 | <0.5 | <2 | <0.5 | <2 | <0.5 | <0.5 | <0.5 | <0.5 | <0.5 | <1 | <0.5 | <0.5 | <1 | <1.5 | <1 | <0.5 | <50 | <50 | <50 | <50 |
| 92553189 | MW-84_20210803 | MW-84 | 08/03/2021 | <5 | <0.5 | <0.5 | <0.5 | <0.5 | <0.5 | <1 | <0.5 | <1 | <0.5 | <0.5 | <0.5 | <0.5 | <0.5 | <2 | <0.5 | <2 | <0.5 | <2 | <0.5 | <0.5 | <0.5 | <0.5 | <0.5 | <1 | <0.5 | <0.5 | <1 | <1.5 | <1 | <0.5 | <50 | <50 | <50 | <50 |
| 92558742 | MW-84_20210831 | MW-84 | 08/31/2021 | <5 | <0.5 | <0.5 | <0.5 | <0.5 | <0.5 | <1 | <0.5 | <1 | <0.5 | <0.5 | <0.5 | <0.5 | <0.5 | <2 | <0.5 | <2 | <0.5 | <2 | <0.5 | <0.5 | <0.5 | **0.73** | <0.5 | <1 | <0.5 | <0.5 | <1 | <1.5 | <1 | <0.5 | <50 | <50 | <50 | <50 |
| 92564485 | MW-84_20211001 | MW-84 | 10/01/2021 | <5.0 | <0.5 | <0.5 | <0.5 | <0.5 | <0.5 | <0.5 | <0.5 | <0.6 | <0.5 | <0.5 | <0.5 | <0.5 | **0.13J** | <0.6 | <0.5 | <5 | <0.5 | <0.5 | <0.5 | <0.5 | <0.5 | **0.94** | <0.5 | <0.5 | <0.5 | <0.5 | <0.5 | **0.57J** | **0.19J** | **0.38J** | <100 | <100 | <100 | NA |
| 92570181 | MW-84_20211102 | MW-84 | 11/02/2021 | <5 | **0.52** | <0.5 | <0.5 | <0.5 | <0.5 | <1 | <0.5 | <1 | <0.5 | <0.5 | <0.5 | <0.5 | <0.5 | <2 | <0.5 | <2 | <0.5 | <2 | <0.5 | <0.5 | <0.5 | **0.98** | <0.5 | <1 | <0.5 | <0.5 | <1 | **0.39J** | <1 | **0.39J** | <50 | <50 | <50 | <50 |
| 92575206 | MW-84_20211201 | MW-84 | 12/01/2021 | <5 | <0.5 | <0.5 | <0.5 | <0.5 | <0.5 | <1 | <0.5 | <1 | <0.5 | <0.5 | <0.5 | <0.5 | <0.5 | <2 | <0.5 | <2 | <0.5 | <2 | <0.5 | <0.5 | <0.5 | <0.5 | <0.5 | <1 | <0.5 | <0.5 | <1 | **0.45J** | <1 | **0.45J** | <50 | <50 | <50 | <50 |
| 92580903<br>92580955 | MW-84_20220104 | MW-84 | 01/04/2022 | **0.82J** | <0.5 | <0.5 | <0.5 | <0.5 | <0.5 | <1 | <0.5 | <1 | <0.5 | <0.5 | <0.5 | <0.5 | <0.5 | <2 | <0.5 | <2 | <0.5 | <2 | <0.5 | <0.5 | <0.5 | <0.5 | <0.5 | <1 | <0.5 | <0.5 | <1 | <1.5 | <1 | <0.5 | <50 | <50 | <50 | <50 |
| 92580903<br>92580955 | DUP-2-20220104 | MW-84 | 01/04/2022 | **0.86J** | <0.5 | <0.5 | <0.5 | <0.5 | <0.5 | <1 | <0.5 | <1 | <0.5 | <0.5 | <0.5 | <0.5 | <0.5 | <2 | <0.5 | <2 | <0.5 | <2 | <0.5 | <0.5 | <0.5 | <0.5 | <0.5 | <1 | <0.5 | <0.5 | <1 | <1.5 | <1 | <0.5 | <50 | <50 | <50 | <50 |

**Table 5A**
**Summary of Monitoring Well Sampling Results**

Colonial Pipeline Company
2020-L1-SR2448
Huntersville, North Carolina

| Lab Report Number | Sample ID | Well ID | Sample Date | Metals (µg/L) | VOCs (µg/L) | | | | | | | | | | | | | | | | | | | | | | | | | | | | | | MADEP VPH (µg/L) | | | |
|---|---|---|---|---|---|---|---|---|---|---|---|---|---|---|---|---|---|---|---|---|---|---|---|---|---|---|---|---|---|---|---|---|---|---|---|---|---|---|
| | | | | Lead | Benzene | Bromochloromethane | Bromodichloromethane | n-Butylbenzene | sec-Butylbenzene | Chloroethane | Chloroform | Chloromethane | 2-Chlorotoluene | Dibromochloromethane | 1,2-Dichloroethane | Diisopropyl ether | Ethylbenzene | Hexachloro-1,3-butadiene | Isopropylbenzene (Cumene) | Methylene Chloride | Methyl-tert-butyl ether | Naphthalene | n-Propylbenzene | Styrene | Tetrachloroethene | Toluene | Trichloroethene | Trichlorofluoromethane | 1,2,4-Trimethylbenzene | 1,3,5-Trimethylbenzene | Vinyl chloride | Xylene (Total) | m&p-Xylene | o-Xylene | C5 - C8 Aliphatics | C9 - C12 Aliphatics | C9 - C10 Aromatics | VPH (Total) |
| **NCAC 2L Standards** | | | | **15** | **1** | **NE** | **0.6** | **70** | **70** | **3000** | **70** | **3** | **100** | **0.4** | **0.4** | **70** | **600** | **0.4** | **70** | **5** | **20** | **6** | **70** | **70** | **0.7** | **600** | **3** | **2000** | **400** | **400** | **0.03** | **500** | **500** | **500** | **400** | **700** | **200** | **NE** |
| **IMAC Standards** | | | | -- | -- | -- | -- | -- | -- | -- | -- | -- | -- | -- | -- | -- | -- | -- | -- | -- | -- | -- | -- | -- | -- | -- | -- | -- | -- | -- | -- | -- | -- | -- | -- | -- | -- | -- |
| 92531231 | MW-86_20210405 | MW-86 | 04/05/2021 | **175** | <0.5 | <0.5 | <0.5 | <0.5 | <0.5 | <1 | <0.5 | <1 | <0.5 | <0.5 | <0.5 | <0.5 | <0.5 | <2 | <0.5 | <2 | <0.5 | <2 | <0.5 | <0.5 | <0.5 | <0.5 | <0.5 | <1 | <0.5 | <0.5 | <1 | <1.5 | <1 | <0.5 | <50 | <50 | <50 | <50 |
| 92536726 | MW-86_20210504 | MW-86 | 05/04/2021 | **100** | <0.5 | <0.5 | <0.5 | <0.5 | <0.5 | <1 | <0.5 | <1 | <0.5 | <0.5 | <0.5 | <0.5 | <0.5 | <2 | <0.5 | <2 | <0.5 | <2 | <0.5 | <0.5 | <0.5 | <0.5 | <0.5 | <1 | <0.5 | <0.5 | <1 | <1.5 | <1 | <0.5 | <50 | <50 | <50 | <50 |
| 92541991 | MW-86_20210602 | MW-86 | 06/02/2021 | <5 | <0.5 | <0.5 | <0.5 | <0.5 | <0.5 | <1 | <0.5 | <1 | <0.5 | <0.5 | <0.5 | <0.5 | <0.5 | <2 | <0.5 | <2 | <0.5 | <2 | <0.5 | <0.5 | <0.5 | <0.5 | <0.5 | <1 | <0.5 | <0.5 | <1 | <1.5 | <1 | <0.5 | <50 | <50 | <50 | <50 |
| 92548169 | MW-86_20210707 | MW-86 | 07/07/2021 | <5 | <0.5 | <0.5 | <0.5 | <0.5 | <0.5 | <1 | <0.5 | <1 | <0.5 | <0.5 | <0.5 | <0.5 | <0.5 | <2 | <0.5 | <2 | <0.5 | <2 | <0.5 | <0.5 | <0.5 | <0.5 | <0.5 | <1 | <0.5 | <0.5 | <1 | <1.5 | <1 | <0.5 | <50 | <50 | <50 | <50 |
| 92553065 | MW-86_20210802 | MW-86 | 08/02/2021 | <5 | <0.5 | <0.5 | <0.5 | <0.5 | <0.5 | <1 | <0.5 | <1 | <0.5 | <0.5 | <0.5 | <0.5 | <0.5 | <2 | <0.5 | <2 | <0.5 | <2 | <0.5 | <0.5 | <0.5 | <0.5 | <0.5 | <1 | <0.5 | <0.5 | <1 | <1.5 | <1 | <0.5 | <50 | <50 | <50 | <50 |
| 92558446 | MW-86_20210830 | MW-86 | 08/30/2021 | <5 | <0.5 | <0.5 | <0.5 | <0.5 | <0.5 | <1 | <0.5 | <1 | <0.5 | <0.5 | <0.5 | <0.5 | <0.5 | <2 | <0.5 | <2 | <0.5 | <2 | <0.5 | <0.5 | <0.5 | <0.5 | <0.5 | <1 | <0.5 | <0.5 | <1 | <1.5 | <1 | <0.5 | <50 | <50 | <50 | <50 |
| 92564327 | MW-86_20210930 | MW-86 | 09/30/2021 | **5.2** | <0.5 | <0.5 | <0.5 | <0.5 | <0.5 | <0.5 | <0.5 | <0.6 | <0.5 | <0.5 | <0.5 | <0.5 | <0.5 | <0.6 | <0.5 | <5 | <0.5 | <0.5 | <0.5 | <0.5 | <0.5 | <0.5 | <0.5 | <0.5 | <0.5 | <0.5 | <0.5 | <1.5 | <1 | <0.5 | <100 | <100 | <100 | NA |
| 92564327 | DUP-1-20210930 | MW-86 | 09/30/2021 | <5 | <0.5 | <0.5 | <0.5 | <0.5 | <0.5 | <0.5 | <0.5 | <0.6 | <0.5 | <0.5 | <0.5 | <0.5 | <0.5 | <0.6 | <0.5 | <5 | <0.5 | <0.5 | <0.5 | <0.5 | <0.5 | <0.5 | <0.5 | <0.5 | <0.5 | <0.5 | <0.5 | <1.5 | <1 | <0.5 | <100 | <100 | <100 | NA |
| 92569882 | MW-86_20211101 | MW-86 | 11/01/2021 | **19.8** | <0.5 | <0.5 | <0.5 | <0.5 | <0.5 | <1 | <0.5 | <1 | <0.5 | <0.5 | <0.5 | <0.5 | <0.5 | <2 | <0.5 | <2 | <0.5 | <2 | <0.5 | <0.5 | <0.5 | <0.5 | <0.5 | <1 | <0.5 | <0.5 | <1 | <1.5 | <1 | <0.5 | <50 | <50 | <50 | <50 |
| 92575208 | MW-86_20211201 | MW-86 | 12/01/2021 | <5 | <0.5 | <0.5 | <0.5 | <0.5 | <0.5 | <1 | <0.5 | <1 | <0.5 | <0.5 | <0.5 | <0.5 | <0.5 | <2 | <0.5 | <2 | <0.5 | <2 | <0.5 | <0.5 | <0.5 | <0.5 | <0.5 | <1 | <0.5 | <0.5 | <1 | <1.5 | <1 | <0.5 | <50 | <50 | <50 | <50 |
| 92580901 | MW-86_20220104 | MW-86 | 01/04/2022 | **0.49J** | <0.5 | <0.5 | <0.5 | <0.5 | <0.5 | <1 | <0.5 | <1 | <0.5 | <0.5 | <0.5 | <0.5 | <0.5 | <2 | <0.5 | <2 | <0.5 | <2 | <0.5 | <0.5 | <0.5 | <0.5 | <0.5 | <1 | <0.5 | <0.5 | <1 | <1.5 | <1 | <0.5 | <50 | <50 | <50 | <50 |
| 92580901<br>92580902 | DUP-1-20220104 | MW-86 | 01/04/2022 | **0.55J** | <0.5 | <0.5 | <0.5 | <0.5 | <0.5 | <1 | <0.5 | <1 | <0.5 | <0.5 | <0.5 | <0.5 | <0.5 | <2 | <0.5 | <2 | <0.5 | <2 | <0.5 | <0.5 | <0.5 | <0.5 | <0.5 | <1 | <0.5 | <0.5 | <1 | <1.5 | <1 | <0.5 | <50 | <50 | <50 | <50 |
| 92537489 | MW-87_20210506 | MW-87 | 05/06/2021 | <5 | **0.55** | <0.5 | **0.31J** | <0.5 | <0.5 | <1 | **3** | <1 | <0.5 | <0.5 | <0.5 | <0.5 | <0.5 | <2 | <0.5 | <2 | <0.5 | <2 | <0.5 | <0.5 | <0.5 | **0.63** | <0.5 | <1 | <0.5 | <0.5 | <1 | <1.5 | <1 | <0.5 | <50 | <50 | <50 | <50 |
| 92542611 | MW-87_20210604 | MW-87 | 06/04/2021 | <5 | <0.5 | <0.5 | **0.41J** | <0.5 | <0.5 | <1 | **3.4** | <1 | <0.5 | <0.5 | <0.5 | <0.5 | <0.5 | <2 | <0.5 | <2 | <0.5 | <2 | <0.5 | <0.5 | <0.5 | <0.5 | <0.5 | <1 | <0.5 | <0.5 | <1 | <1.5 | <1 | <0.5 | <50 | <50 | <50 | <50 |
| 92548787 | MW-87_20210709 | MW-87 | 07/09/2021 | <5 | <0.5 | <0.5 | **0.35J** | <0.5 | <0.5 | <1 | **2.8** | <1 | <0.5 | <0.5 | <0.5 | <0.5 | <0.5 | <2 | <0.5 | <2 | <0.5 | <2 | <0.5 | <0.5 | <0.5 | <0.5 | <0.5 | <1 | <0.5 | <0.5 | <1 | <1.5 | <1 | <0.5 | <50 | <50 | <50 | <50 |
| 92553563 | MW-87_20210804 | MW-87 | 08/04/2021 | <5 | <0.5 | <0.5 | **0.76J** | <0.5 | <0.5 | <1 | **4.7** | <1 | <0.5 | <0.5 | <0.5 | <0.5 | <0.5 | <2 | <0.5 | <2 | <0.5 | <2 | <0.5 | <0.5 | <0.5 | <0.5 | <0.5 | <1 | <0.5 | <0.5 | <1 | <1.5 | <1 | <0.5 | <50 | <50 | <50 | <50 |
| 92553563 | DUP-2-20210804 | MW-87 | 08/04/2021 | <5 | <0.5 | <0.5 | **0.75J** | <0.5 | <0.5 | <1 | **4.6** | <1 | <0.5 | <0.5 | <0.5 | <0.5 | <0.5 | <2 | <0.5 | <2 | <0.5 | <2 | <0.5 | <0.5 | <0.5 | <0.5 | <0.5 | <1 | <0.5 | <0.5 | <1 | <1.5 | <1 | <0.5 | <50 | <50 | <50 | <50 |
| 92559360 | MW-87_20210902 | MW-87 | 09/02/2021 | <5 | <0.5 | <0.5 | <0.5 | <0.5 | <0.5 | <1 | **5.9** | <1 | <0.5 | <0.5 | <0.5 | <0.5 | <0.5 | <2 | <0.5 | <2 | <0.5 | <2 | <0.5 | <0.5 | <0.5 | **1.0** | <0.5 | <1 | <0.5 | <0.5 | <1 | **1.31J** | **0.86J** | **0.45J** | <50 | <50 | <50 | <50 |
| 92564084 | MW-87_20210929 | MW-87 | 09/29/2021 | <5.0 | <0.5 | <0.5 | **0.87** | <0.5 | <0.5 | <0.5 | **6.2** | <0.6 | <0.5 | <0.5 | <0.5 | <0.5 | <0.5 | <0.6 | <0.5 | <5 | <0.5 | <0.5 | <0.5 | <0.5 | <0.5 | **0.31J** | <0.5 | <0.5 | <0.5 | <0.5 | <0.5 | **0.41J** | **0.26J** | **0.15J** | <100 | <100 | <100 | NA |
| 92570483 | MW-87_20211103 | MW-87 | 11/03/2021 | <5 | <0.5 | <0.5 | **0.5J** | <0.5 | <0.5 | <1 | **4.2** | <1 | <0.5 | <0.5 | <0.5 | <0.5 | <0.5 | <2 | <0.5 | <2 | <0.5 | <2 | <0.5 | <0.5 | <0.5 | <0.5 | <0.5 | <1 | <0.5 | <0.5 | <1 | <1.5 | <1 | <0.5 | <50 | <50 | <50 | <50 |
| 92575462 | MW-87_20211201 | MW-87 | 12/01/2021 | <5 | <0.5 | <0.5 | <0.5 | <0.5 | <0.5 | <1 | **3.7** | <1 | <0.5 | <0.5 | <0.5 | <0.5 | <0.5 | <2 | <0.5 | <2 | <0.5 | <2 | <0.5 | <0.5 | <0.5 | <0.5 | <0.5 | <1 | <0.5 | <0.5 | <1 | <1.5 | <1 | <0.5 | <50 | <50 | <50 | <50 |
| 92583209 | MW-87_20220105 | MW-87 | 01/05/2022 | **0.14J** | <0.5 | <0.5 | <0.5 | <0.5 | <0.5 | <1 | **4.0** | <1 | <0.5 | <0.5 | <0.5 | **0.56** | **0.61** | <2 | <0.5 | <2 | <0.5 | <2 | <0.5 | <0.5 | <0.5 | **8.1** | <0.5 | <1 | <0.5 | <0.5 | <1 | **5.2** | **3.5** | **1.7** | <50 | <50 | <50 | **50.7** |
| 92537489 | MW-88_20210506 | MW-88 | 05/06/2021 | <5 | <0.5 | <0.5 | **0.48J** | <0.5 | <0.5 | <1 | **2.9** | <1 | <0.5 | <0.5 | <0.5 | <0.5 | <0.5 | <2 | <0.5 | <2 | <0.5 | <2 | <0.5 | <0.5 | <0.5 | <0.5 | <0.5 | <1 | <0.5 | <0.5 | <1 | <1.5 | <1 | <0.5 | <50 | <50 | <50 | <50 |
| 92542611 | MW-88_20210604 | MW-88 | 06/04/2021 | <5 | <0.5 | <0.5 | **0.34J** | <0.5 | <0.5 | <1 | **2.1** | <1 | <0.5 | <0.5 | <0.5 | <0.5 | <0.5 | <2 | <0.5 | <2 | <0.5 | <2 | <0.5 | <0.5 | <0.5 | <0.5 | <0.5 | <1 | <0.5 | <0.5 | <1 | <1.5 | <1 | <0.5 | <50 | <50 | <50 | <50 |
| 92548787 | MW-88_20210709 | MW-88 | 07/09/2021 | <5 | <0.5 | <0.5 | <0.5 | <0.5 | <0.5 | <1 | **1.2** | <1 | <0.5 | <0.5 | <0.5 | <0.5 | <0.5 | <2 | <0.5 | <2 | <0.5 | <2 | <0.5 | <0.5 | <0.5 | <0.5 | <0.5 | <1 | <0.5 | <0.5 | <1 | <1.5 | <1 | <0.5 | <50 | <50 | <50 | <50 |
| 92553563 | MW-88_20210804 | MW-88 | 08/04/2021 | <5 | <0.5 | <0.5 | <0.5 | <0.5 | <0.5 | <1 | **1.2** | <1 | <0.5 | <0.5 | <0.5 | <0.5 | <0.5 | <2 | <0.5 | <2 | <0.5 | <2 | <0.5 | <0.5 | <0.5 | <0.5 | <0.5 | <1 | <0.5 | <0.5 | <1 | <1.5 | <1 | <0.5 | <50 | <50 | <50 | <50 |
| 92559014 | MW-88_20210901 | MW-88 | 09/01/2021 | <5 | <0.5 | <0.5 | <0.5 | <0.5 | <0.5 | <1 | **1** | <1 | <0.5 | <0.5 | <0.5 | <0.5 | <0.5 | <2 | <0.5 | <2 | <0.5 | <2 | <0.5 | <0.5 | <0.5 | <0.5 | <0.5 | <1 | <0.5 | <0.5 | <1 | <1.5 | <1 | <0.5 | <50 | <50 | <50 | <50 |
| 92563804 | MW-88_20210928 | MW-88 | 09/28/2021 | **7.1** | <0.5 | <0.5 | **0.22J** | <0.5 | <0.5 | <0.5 | **1.2** | <0.6 | <0.5 | <0.5 | <0.5 | <0.5 | <0.5 | <0.6 | <0.5 | <5 | <0.5 | <0.5 | <0.5 | <0.5 | <0.5 | <0.5 | <0.5 | <0.5 | <0.5 | <0.5 | <0.5 | <1.5 | <1 | <0.5 | <100 | <100 | <100 | NA |
| 92570483 | MW-88_20211103 | MW-88 | 11/03/2021 | **15.3** | <0.5 | <0.5 | <0.5 | <0.5 | <0.5 | <1 | **1.1** | <1 | <0.5 | <0.5 | <0.5 | <0.5 | <0.5 | <2 | <0.5 | <2 | <0.5 | <2 | <0.5 | <0.5 | <0.5 | <0.5 | <0.5 | <1 | <0.5 | <0.5 | <1 | <1.5 | <1 | <0.5 | <50 | <50 | <50 | <50 |
| 92575462 | MW-88_20211201 | MW-88 | 12/01/2021 | <5 | <0.5 | <0.5 | <0.5 | <0.5 | <0.5 | <1 | **1.2** | <1 | <0.5 | <0.5 | <0.5 | <0.5 | <0.5 | <2 | <0.5 | <2 | <0.5 | <2 | <0.5 | <0.5 | <0.5 | <0.5 | <0.5 | <1 | <0.5 | <0.5 | <1 | <1.5 | <1 | <0.5 | <50 | <50 | <50 | <50 |
| 92583209 | MW-88_20220105 | MW-88 | 01/05/2022 | **7.5** | <0.5 | <0.5 | <0.5 | <0.5 | <0.5 | <1 | **1.1** | <1 | <0.5 | <0.5 | <0.5 | <0.5 | <0.5 | <2 | <0.5 | <2 | <0.5 | <2 | <0.5 | <0.5 | <0.5 | <0.5 | <0.5 | <1 | <0.5 | <0.5 | <1 | <1.5 | <1 | <0.5 | <50 | <50 | <50 | <50 |
| 92537784 | MW-89_20210507 | MW-89 | 05/07/2021 | <5 | <0.5 | <0.5 | <0.5 | <0.5 | <0.5 | <1 | <0.5 | <1 | <0.5 | <0.5 | <0.5 | <0.5 | <0.5 | <2 | <0.5 | <2 | <0.5 | <2 | <0.5 | <0.5 | <0.5 | <0.5 | <0.5 | <1 | <0.5 | <0.5 | <1 | <1.5 | <1 | <0.5 | <50 | <50 | <50 | <50 |
| 92542611 | MW-89_20210604 | MW-89 | 06/04/2021 | <5 | <0.5 | <0.5 | <0.5 | <0.5 | <0.5 | <1 | <0.5 | <1 | <0.5 | <0.5 | <0.5 | <0.5 | <0.5 | <2 | <0.5 | <2 | <0.5 | <2 | <0.5 | <0.5 | <0.5 | <0.5 | <0.5 | <1 | <0.5 | <0.5 | <1 | <1.5 | <1 | <0.5 | <50 | <50 | <50 | <50 |
| 92542611 | MW-89_20210604 | MW-89 | 06/04/2021 | <5 | <0.5 | <0.5 | <0.5 | <0.5 | <0.5 | <1 | <0.5 | <1 | <0.5 | <0.5 | <0.5 | <0.5 | <0.5 | <2 | <0.5 | <2 | <0.5 | <2 | <0.5 | <0.5 | <0.5 | <0.5 | <0.5 | <1 | <0.5 | <0.5 | <1 | <1.5 | <1 | <0.5 | <50 | <50 | <50 | <50 |
| 92548787 | MW-89_20210709 | MW-89 | 07/09/2021 | <5 | <0.5 | <0.5 | <0.5 | <0.5 | <0.5 | <1 | <0.5 | <1 | <0.5 | <0.5 | <0.5 | <0.5 | <0.5 | <2 | <0.5 | <2 | <0.5 | <2 | <0.5 | <0.5 | <0.5 | <0.5 | <0.5 | <1 | <0.5 | <0.5 | <1 | <1.5 | <1 | <0.5 | <50 | <50 | <50 | <50 |
| 92553563 | MW-89_20210804 | MW-89 | 08/04/2021 | <5 | <0.5 | <0.5 | <0.5 | <0.5 | <0.5 | <1 | <0.5 | <1 | <0.5 | <0.5 | <0.5 | <0.5 | <0.5 | <2 | <0.5 | <2 | <0.5 | <2 | <0.5 | <0.5 | <0.5 | <0.5 | <0.5 | <1 | <0.5 | <0.5 | <1 | <1.5 | <1 | <0.5 | <50 | <50 | <50 | <50 |
| 92559014 | MW-89_20210901 | MW-89 | 09/01/2021 | **7.8** | <0.5 | <0.5 | <0.5 | <0.5 | <0.5 | <1 | <0.5 | <1 | <0.5 | <0.5 | <0.5 | <0.5 | <0.5 | <2 | <0.5 | <2 | <0.5 | <2 | <0.5 | <0.5 | <0.5 | <0.5 | <0.5 | <1 | <0.5 | <0.5 | <1 | <1.5 | <1 | <0.5 | <50 | <50 | <50 | <50 |
| 92563804 | MW-89_20210928 | MW-89 | 09/28/2021 | **5.6** | <0.5 | <0.5 | <0.5 | <0.5 | <0.5 | <0.5 | <0.5 | <0.6 | <0.5 | <0.5 | <0.5 | <0.5 | <0.5 | <0.6 | <0.5 | <5 | <0.5 | <0.5 | <0.5 | <0.5 | <0.5 | <0.5 | <0.5 | <0.5 | <0.5 | <0.5 | <0.5 | <1.5 | <1 | <0.5 | <100 | <100 | <100 | NA |
| 92570483 | MW-89_20211103 | MW-89 | 11/03/2021 | **15.6** | <0.5 | <0.5 | <0.5 | <0.5 | <0.5 | <1 | <0.5 | <1 | <0.5 | <0.5 | <0.5 | <0.5 | <0.5 | <2 | <0.5 | <2 | <0.5 | <2 | <0.5 | <0.5 | <0.5 | <0.5 | <0.5 | <1 | <0.5 | <0.5 | <1 | <1.5 | <1 | <0.5 | <50 | <50 | <50 | <50 |
| 92575462 | MW-89_20211201 | MW-89 | 12/01/2021 | <5 | <0.5 | <0.5 | <0.5 | <0.5 | <0.5 | <1 | <0.5 | <1 | <0.5 | <0.5 | <0.5 | <0.5 | <0.5 | <2 | <0.5 | <2 | <0.5 | <2 | <0.5 | <0.5 | <0.5 | <0.5 | <0.5 | <1 | <0.5 | <0.5 | <1 | <1.5 | <1 | <0.5 | <50 | <50 | <50 | <50 |
| 92583209 | MW-89_20220105 | MW-89 | 01/05/2022 | **3.5J** | <0.5 | <0.5 | <0.5 | <0.5 | <0.5 | <1 | <0.5 | <1 | <0.5 | <0.5 | <0.5 | <0.5 | <0.5 | <2 | <0.5 | <2 | <0.5 | <2 | <0.5 | <0.5 | <0.5 | <0.5 | <0.5 | <1 | <0.5 | <0.5 | <1 | <1.5 | <1 | <0.5 | <50 | <50 | <50 | <50 |
| 92543881 | MW-92_20210611 | MW-92 | 06/11/2021 | <5 | <0.5 | <0.5 | **0.39J** | <0.5 | <0.5 | <1 | **2.7** | <1 | <0.5 | <0.5 | <0.5 | **0.5J** | <0.5 | <2 | <0.5 | <2 | <0.5 | <2 | <0.5 | <0.5 | <0.5 | <0.5 | <0.5 | <1 | <0.5 | <0.5 | <1 | <1.5 | <1 | <0.5 | <50 | <50 | <50 | <50 |
| 92548527 | MW-92_20210708 | MW-92 | 07/08/2021 | **14.7** | <0.5 | <0.5 | <0.5 | <0.5 | <0.5 | <1 | **0.63** | <1 | <0.5 | <0.5 | <0.5 | <0.5 | <0.5 | <2 | <0.5 | <2 | <0.5 | <2 | <0.5 | <0.5 | <0.5 | <0.5 | <0.5 | <1 | <0.5 | <0.5 | <1 | <1.5 | <1 | <0.5 | <50 | <50 | <50 | <50 |
| 92554137 | MW-92_20210805 | MW-92 | 08/05/2021 | **9.6** | <0.5 | <0.5 | <0.5 | <0.5 | <0.5 | <1 | <0.5 | <1 | <0.5 | <0.5 | <0.5 | <0.5 | <0.5 | <2 | <0.5 | <2 | <0.5 | <2 | <0.5 | <0.5 | <0.5 | <0.5 | <0.5 | <1 | <0.5 | <0.5 | <1 | <1.5 | <1 | <0.5 | <50 | <50 | <50 | <50 |
| 92559014 | MW-92_20210901 | MW-92 | 09/01/2021 | <5 | <0.5 | <0.5 | <0.5 | <0.5 | <0.5 | <1 | <0.5 | <1 | <0.5 | <0.5 | <0.5 | <0.5 | <0.5 | <2 | <0.5 | <2 | <0.5 | <2 | <0.5 | <0.5 | <0.5 | <0.5 | <0.5 | <1 | <0.5 | <0.5 | <1 | <1.5 | <1 | <0.5 | <50 | <50 | <50 | <50 |
| 92564084 | MW-92_20210929 | MW-92 | 09/29/2021 | <5.0 | <0.5 | <0.5 | <0.5 | <0.5 | <0.5 | <0.5 | <0.5 | <2 | <0.5 | <0.5 | <0.5 | <0.5 | <0.5 | <0.6 | <0.5 | <5 | <0.5 | <0.5 | <0.5 | <0.5 | <0.5 | <0.5 | <0.5 | <0.5 | <0.5 | <0.5 | <0.5 | <1.5 | <1 | <0.5 | <100 | <100 | <100 | NA |
| 92570483 | MW-92_20211103 | MW-92 | 11/03/2021 | <5 | <0.5 | <0.5 | <0.5 | <0.5 | <0.5 | <1 | <0.5 | <1 | <0.5 | <0.5 | <0.5 | <0.5 | <0.5 | <2 | <0.5 | <2 | <0.5 | <2 | <0.5 | <0.5 | <0.5 | <0.5 | <0.5 | <1 | <0.5 | <0.5 | <1 | <1.5 | <1 | <0.5 | <50 | <50 | <50 | <50 |
| 92575654 | MW-92_20211202 | MW-92 | 12/02/2021 | <5 | <0.5 | <0.5 | <0.5 | <0.5 | <0.5 | <1 | <0.5 | <1 | <0.5 | <0.5 | <0.5 | <0.5 | <0.5 | <2 | <0.5 | <2 | <0.5 | <2 | <0.5 | <0.5 | <0.5 | <0.5 | <0.5 | <1 | <0.5 | <0.5 | <1 | <1.5 | <1 | <0.5 | <50 | <50 | <50 | <50 |
| 92583376 | MW-92_20220106 | MW-92 | 01/06/2022 | **0.14J** | <0.5 | <0.5 | <0.5 | <0.5 | <0.5 | <1 | <0.5 | <1 | <0.5 | <0.5 | <0.5 | <0.5 | <0.5 | <2 | <0.5 | <2 | <0.5 | <2 | <0.5 | <0.5 | <0.5 | <0.5 | <0.5 | <1 | <0.5 | <0.5 | <1 | <1.5 | <1 | <0.5 | <50 | <50 | <50 | <50 |

**Table 5A**
**Summary of Monitoring Well Sampling Results**

Colonial Pipeline Company
2020-L1-SR2448
Huntersville, North Carolina

| Lab Report Number | Sample ID | Well ID | Sample Date | Metals (µg/L) | VOCs (µg/L) | | | | | | | | | | | | | | | | | | | | | | | | | | | | MADEP VPH (µg/L) | | | |
|---|---|---|---|---|---|---|---|---|---|---|---|---|---|---|---|---|---|---|---|---|---|---|---|---|---|---|---|---|---|---|---|---|---|---|---|---|
| | | | | Lead | Benzene | Bromochloromethane | Bromodichloromethane | n-Butylbenzene | sec-Butylbenzene | Chloroethane | Chloroform | Chloromethane | 2-Chlorotoluene | Dibromochloromethane | 1,2-Dichloroethane | Diisopropyl ether | Ethylbenzene | Hexachloro-1,3-butadiene | Isopropylbenzene (Cumene) | Methylene Chloride | Methyl-tert-butyl ether | Naphthalene | n-Propylbenzene | Styrene | Tetrachloroethene | Toluene | Trichloroethene | Trichlorofluoromethane | 1,2,4-Trimethylbenzene | 1,3,5-Trimethylbenzene | Vinyl chloride | Xylene (Total) | m&p-Xylene | o-Xylene | C5 - C8 Aliphatics | C9 - C12 Aliphatics | C9 - C10 Aromatics | VPH (Total) |
| **NCAC 2L Standards** | | | | **15** | **1** | **NE** | **0.6** | **70** | **70** | **3000** | **70** | **3** | **100** | **0.4** | **0.4** | **70** | **600** | **0.4** | **70** | **5** | **20** | **6** | **70** | **70** | **0.7** | **600** | **3** | **2000** | **400** | **400** | **0.03** | **500** | **500** | **500** | **400** | **700** | **200** | **NE** |
| **IMAC Standards** | | | | -- | -- | -- | -- | -- | -- | -- | -- | -- | -- | -- | -- | -- | -- | -- | -- | -- | -- | -- | -- | -- | -- | -- | -- | -- | -- | -- | -- | -- | -- | -- | -- | -- | -- |
| 92543881 | MW-93_20210611 | MW-93 | 06/11/2021 | **19.8** | <0.5 | <0.5 | <0.5 | <0.5 | <0.5 | <1 | **0.47J** | <1 | <0.5 | <0.5 | <0.5 | <0.5 | <0.5 | <2 | <0.5 | <2 | <0.5 | <2 | <0.5 | <0.5 | <0.5 | <0.5 | <0.5 | <1 | <0.5 | <0.5 | <1 | <1.5 | <1 | <0.5 | <50 | <50 | <50 | <50 |
| 92548527 | MW-93_20210708 | MW-93 | 07/08/2021 | **10** | <0.5 | <0.5 | <0.5 | <0.5 | <0.5 | <1 | <0.5 | <1 | <0.5 | <0.5 | <0.5 | <0.5 | <0.5 | <2 | <0.5 | <2 | <0.5 | <2 | <0.5 | <0.5 | <0.5 | <0.5 | <0.5 | <1 | <0.5 | <0.5 | <1 | <1.5 | <1 | <0.5 | <50 | <50 | <50 | <50 |
| 92554137 | MW-93_20210805 | MW-93 | 08/05/2021 | **9.4** | <0.5 | <0.5 | <0.5 | <0.5 | <0.5 | <1 | <0.5 | <1 | <0.5 | <0.5 | <0.5 | <0.5 | <0.5 | <2 | <0.5 | <2 | <0.5 | <2 | <0.5 | <0.5 | <0.5 | <0.5 | <0.5 | <1 | <0.5 | <0.5 | <1 | <1.5 | <1 | <0.5 | <50 | <50 | <50 | <50 |
| 92559014 | MW-93_20210901 | MW-93 | 09/01/2021 | **8.5** | <0.5 | <0.5 | <0.5 | <0.5 | <0.5 | <1 | <0.5 | <1 | <0.5 | <0.5 | <0.5 | <0.5 | <0.5 | <2 | <0.5 | <2 | <0.5 | <2 | <0.5 | <0.5 | <0.5 | <0.5 | <0.5 | <1 | <0.5 | <0.5 | <1 | <1.5 | <1 | <0.5 | <50 | <50 | <50 | <50 |
| 92564084 | MW-93_20210929 | MW-93 | 09/29/2021 | **6.6** | <0.5 | <0.5 | <0.5 | <0.5 | <0.5 | <0.5 | <0.5 | <0.6 | <0.5 | <0.5 | <0.5 | <0.5 | <0.5 | <0.6 | <0.5 | <5 | <0.5 | <0.5 | <0.5 | <0.5 | <0.5 | <0.5 | <0.5 | <0.5 | <0.5 | <0.5 | <0.5 | <1.5 | <1 | <0.5 | <100 | <100 | <100 | NA |
| 92570483 | MW-93_20211103 | MW-93 | 11/03/2021 | <5 | <0.5 | <0.5 | <0.5 | <0.5 | <0.5 | <1 | <0.5 | <1 | <0.5 | <0.5 | <0.5 | <0.5 | <0.5 | <2 | <0.5 | <2 | <0.5 | <2 | <0.5 | <0.5 | <0.5 | <0.5 | <0.5 | <1 | <0.5 | <0.5 | <1 | <1.5 | <1 | <0.5 | <50 | <50 | <50 | <50 |
| 92570483 | DUP-2-20211103 | MW-93 | 11/03/2021 | <5 | <0.5 | <0.5 | <0.5 | <0.5 | <0.5 | <1 | <0.5 | <1 | <0.5 | <0.5 | <0.5 | <0.5 | <0.5 | <2 | <0.5 | <2 | <0.5 | <2 | <0.5 | <0.5 | <0.5 | <0.5 | <0.5 | <1 | <0.5 | <0.5 | <1 | <1.5 | <1 | <0.5 | <50 | <50 | <50 | <50 |
| 92575654 | MW-93_20211202 | MW-93 | 12/02/2021 | <5 | <0.5 | <0.5 | <0.5 | <0.5 | <0.5 | <1 | <0.5 | <1 | <0.5 | <0.5 | <0.5 | <0.5 | <0.5 | <2 | <0.5 | <2 | <0.5 | <2 | <0.5 | <0.5 | <0.5 | <0.5 | <0.5 | <1 | <0.5 | <0.5 | <1 | <1.5 | <1 | <0.5 | <50 | <50 | <50 | <50 |
| 92575654 | DUP-2-20211202 | MW-93 | 12/02/2021 | <5 | <0.5 | <0.5 | <0.5 | <0.5 | <0.5 | <1 | <0.5 | <1 | <0.5 | <0.5 | <0.5 | <0.5 | <0.5 | <2 | <0.5 | <2 | <0.5 | <2 | <0.5 | <0.5 | <0.5 | <0.5 | <0.5 | <1 | <0.5 | <0.5 | <1 | <1.5 | <1 | <0.5 | <50 | <50 | <50 | <50 |
| 92583376 | MW-93_20220106 | MW-93 | 01/06/2022 | **1.2J** | <0.5 | <0.5 | <0.5 | <0.5 | <0.5 | <1 | <0.5 | <1 | <0.5 | <0.5 | <0.5 | <0.5 | <0.5 | <2 | <0.5 | <2 | <0.5 | <2 | <0.5 | <0.5 | <0.5 | **0.52** | <0.5 | <1 | <0.5 | <0.5 | <1 | <1.5 | <1 | <0.5 | <50 | <50 | <50 | <50 |
| FA89164-1 | MW-94_20210921 | MW-94 | 09/21/2021 | <1.1 | <0.5 | <0.5 | **0.44J** | <0.5 | <0.5 | <0.5 | **2.2** | NA | <0.5 | <0.5 | <0.5 | <0.5 | <0.5 | NA | <0.5 | <2 | <0.5 | <0.5 | <0.5 | <0.5 | <0.5 | <0.5 | NA | <0.5 | <0.5 | <0.5 | <0.5 | <1.5 | <1 | <0.5 | <100 | <100 | <100 | <100 |
| 92563804 | MW-94_20210928 | MW-94 | 09/28/2021 | **4.7J** | <0.5 | <0.5 | **0.26J** | <0.5 | <0.5 | <0.5 | **1.8** | <0.6 | <0.5 | <0.5 | <0.5 | <0.5 | **0.41J** | <0.6 | <0.5 | <5 | <0.5 | <0.5 | <0.5 | <0.5 | <0.5 | **2.4** | <0.5 | <0.5 | **0.10J** | <0.5 | <0.5 | **2.14** | **1.5** | **0.64** | <100 | <100 | <100 | NA |
| 92570483 | MW-94_20211103 | MW-94 | 11/03/2021 | **8.4** | <0.5 | <0.5 | **0.38J** | <0.5 | <0.5 | <1 | **2.3** | <1 | <0.5 | <0.5 | <0.5 | <0.5 | <0.5 | <2 | <0.5 | <2 | <0.5 | <2 | <0.5 | <0.5 | <0.5 | <0.5 | <0.5 | <1 | <0.5 | <0.5 | <1 | <1.5 | <1 | <0.5 | <50 | <50 | <50 | <50 |
| 92575654 | MW-94_20211202 | MW-94 | 12/02/2021 | <5 | <0.5 | <0.5 | <0.5 | <0.5 | <0.5 | <1 | **2.3** | <1 | <0.5 | <0.5 | <0.5 | <0.5 | <0.5 | <2 | <0.5 | <2 | <0.5 | <2 | <0.5 | <0.5 | <0.5 | <0.5 | <0.5 | <1 | <0.5 | <0.5 | <1 | <1.5 | <1 | <0.5 | <50 | <50 | <50 | <50 |
| 92583209 | MW-94_20220105 | MW-94 | 01/05/2022 | **0.3J** | <0.5 | <0.5 | <0.5 | <0.5 | <0.5 | <1 | **1.8** | <1 | <0.5 | <0.5 | <0.5 | <0.5 | <0.5 | <2 | <0.5 | <2 | <0.5 | <2 | <0.5 | <0.5 | <0.5 | <0.5 | <0.5 | <1 | <0.5 | <0.5 | <1 | <1.5 | <1 | <0.5 | <50 | <50 | <50 | <50 |
| 92564492 | MW-95_20211001 | MW-95 | 10/01/2021 | <0.5 | <0.5 | <0.5 | <0.5 | <0.5 | <0.5 | <0.5 | **0.59** | <0.6 | <0.5 | <0.5 | <0.5 | **2.3** | <0.5 | <0.6 | <0.5 | <5 | **0.32J** | <0.5 | <0.5 | <0.5 | <0.5 | <0.5 | <0.5 | **0.35J** | <0.5 | <0.5 | <0.5 | <1.5 | <1 | <0.5 | <100 | <100 | <100 | NA |
| 92570816 | MW-95_20211104 | MW-95 | 11/04/2021 | <5 | <0.5 | <0.5 | <0.5 | <0.5 | <0.5 | <1 | <0.5 | <1 | <0.5 | <0.5 | <0.5 | **2.1** | <0.5 | <2 | <0.5 | <2 | <0.5 | <2 | <0.5 | <0.5 | <0.5 | <0.5 | <0.5 | **0.51J** | <0.5 | <0.5 | <1 | <1.5 | <1 | <0.5 | <50 | <50 | <50 | <50 |
| 92570816 | DUP-2-20211104 | MW-95 | 11/04/2021 | <5 | <0.5 | <0.5 | <0.5 | <0.5 | <0.5 | <1 | <0.5 | <1 | <0.5 | <0.5 | <0.5 | **2.1** | <0.5 | <2 | <0.5 | <2 | <0.5 | <2 | <0.5 | <0.5 | <0.5 | <0.5 | <0.5 | **0.32J** | <0.5 | <0.5 | <1 | <1.5 | <1 | <0.5 | <50 | <50 | <50 | <50 |
| 92575770 | MW-95_20211203 | MW-95 | 12/03/2021 | <5 | <0.5 | <0.5 | <0.5 | <0.5 | <0.5 | <1 | <0.5 | <1 | <0.5 | <0.5 | <0.5 | **0.48J** | <0.5 | <2 | <0.5 | <2 | <0.5 | <2 | <0.5 | <0.5 | <0.5 | <0.5 | <0.5 | <1 | <0.5 | <0.5 | <1 | <1.5 | <1 | <0.5 | <50 | <50 | <50 | <50 |
| 92583376 | MW-95_20220106 | MW-95 | 01/06/2022 | **0.1J** | <0.5 | <0.5 | <0.5 | <0.5 | <0.5 | <1 | <0.5 | <1 | <0.5 | <0.5 | <0.5 | <0.5 | **0.65** | <2 | <0.5 | <2 | <0.5 | <2 | <0.5 | <0.5 | <0.5 | **1.4** | <0.5 | <1 | **1.8** | **0.47J** | <1 | **4.5** | **3.0** | **1.5** | <50 | <50 | <50 | <50 |
| 92564492 | MW-96_20211001 | MW-96 | 10/01/2021 | <0.5 | <0.5 | <0.5 | <0.5 | <0.5 | <0.5 | <0.5 | <0.5 | <0.6 | <0.5 | <0.5 | <0.5 | <0.5 | <0.5 | <0.6 | <0.5 | <5 | <0.5 | <0.5 | <0.5 | <0.5 | <0.5 | **0.13J** | <0.5 | <0.5 | <0.5 | <0.5 | <0.5 | <1.5 | <1 | <0.5 | <100 | <100 | <100 | NA |
| 92570816 | MW-96_20211104 | MW-96 | 11/04/2021 | <5 | <0.5 | <0.5 | <0.5 | <0.5 | <0.5 | <1 | <0.5 | <1 | <0.5 | <0.5 | <0.5 | <0.5 | <0.5 | <2 | <0.5 | <2 | <0.5 | <2 | <0.5 | <0.5 | <0.5 | <0.5 | <0.5 | <1 | <0.5 | <0.5 | <1 | <1.5 | <1 | <0.5 | <50 | <50 | <50 | <50 |
| 92575770 | MW-96_20211203 | MW-96 | 12/03/2021 | <5 | <0.5 | <0.5 | <0.5 | <0.5 | <0.5 | <1 | <0.5 | <1 | <0.5 | <0.5 | <0.5 | <0.5 | <0.5 | <2 | <0.5 | <2 | <0.5 | <2 | <0.5 | <0.5 | <0.5 | <0.5 | <0.5 | <1 | <0.5 | <0.5 | <1 | <1.5 | <1 | <0.5 | <50 | <50 | <50 | <50 |
| 92583376 | MW-96_20220106 | MW-96 | 01/06/2022 | **0.53J** | <0.5 | <0.5 | <0.5 | <0.5 | <0.5 | <1 | <0.5 | <1 | <0.5 | <0.5 | <0.5 | <0.5 | <0.5 | <2 | <0.5 | <2 | <0.5 | <2 | <0.5 | <0.5 | <0.5 | **0.60** | <0.5 | <1 | <0.5 | <0.5 | <1 | **0.76J** | **0.76J** | <0.5 | <50 | <50 | <50 | <50 |
| **Bedrock Unit Monitoring Wells** | | | | | | | | | | | | | | | | | | | | | | | | | | | | | | | | | | | | | | |
| 92564084 | MW-04D_20210929 | MW-04D | 09/29/2021 | **4.5J** | <0.5 | <0.5 | <0.5 | <0.5 | <0.5 | <0.5 | <0.5 | <2 | <0.5 | <0.5 | <0.5 | <0.5 | <0.5 | <0.6 | <0.5 | <5 | <0.5 | <0.5 | <0.5 | <0.5 | <0.5 | **0.16J** | <0.5 | <0.5 | <0.5 | <0.5 | <0.5 | **0.32J** | **0.23J** | **0.09J** | <100 | <100 | <100 | NA |
| 92570816 | MW-04D_20211104 | MW-04D | 11/04/2021 | <5 | <0.5 | <0.5 | <0.5 | <0.5 | <0.5 | <1 | <0.5 | <1 | <0.5 | <0.5 | <0.5 | <0.5 | <0.5 | <2 | <0.5 | <2 | <0.5 | <2 | <0.5 | <0.5 | <0.5 | <0.5 | <0.5 | <1 | <0.5 | <0.5 | <1 | <1.5 | <1 | <0.5 | <50 | <50 | <50 | <50 |
| 92575654 | MW-04D_20211202 | MW-04D | 12/02/2021 | <5 | <0.5 | <0.5 | <0.5 | <0.5 | <0.5 | <1 | <0.5 | <1 | <0.5 | <0.5 | <0.5 | <0.5 | <0.5 | <2 | <0.5 | <2 | <0.5 | <2 | <0.5 | <0.5 | <0.5 | <0.5 | <0.5 | <1 | <0.5 | <0.5 | <1 | <1.5 | <1 | <0.5 | <50 | <50 | <50 | <50 |
| 92581742 | MW-04D_20220107 | MW-04D | 01/07/2022 | **0.21J** | <0.5 | <0.5 | <0.5 | <0.5 | <0.5 | <1 | <0.5 | <1 | <0.5 | <0.5 | <0.5 | <0.5 | <0.5 | <2 | <0.5 | <2 | <0.5 | <2 | <0.5 | <0.5 | <0.5 | <0.5 | <0.5 | <1 | <0.5 | <0.5 | <1 | <1.5 | <1 | <0.5 | <50 | <50 | <50 | <50 |
| 92515762 | MW-7D (120-127)' | MW-07D | 01/10/2021 | **18.8** | <0.50 | <0.50 | <0.50 | <0.50 | <0.50 | <1.0 | <0.50 | <1.0 | <0.50 | <0.50 | <0.50 | <0.50 | <0.50 | <2.0 | <0.50 | <2.0 | <0.50 | <2.0 | <0.50 | <0.50 | <0.50 | **66.9** | <0.50 | <1.0 | <0.50 | <0.50 | <1.0 | <1.5 | <1.0 | <0.50 | **132** | <100 | <100 | **132** |
| 92515762 | DUP-6 | MW-07D | 01/10/2021 | **7** | <0.50 | <0.50 | <0.50 | <0.50 | <0.50 | <1.0 | <0.50 | <1.0 | <0.50 | <0.50 | <0.50 | <0.50 | <0.50 | <2.0 | <0.50 | <2.0 | <0.50 | <2.0 | <0.50 | <0.50 | <0.50 | **60.2** | <0.50 | <1.0 | <0.50 | <0.50 | <1.0 | <1.5 | <1.0 | <0.50 | **127** | <100 | <100 | **127** |
| 92515762 | MW-7D (84-91)' | MW-07D | 01/11/2021 | **15.5** | <0.50 | <0.50 | <0.50 | <0.50 | <0.50 | <1.0 | <0.50 | <1.0 | <0.50 | <0.50 | <0.50 | <0.50 | <0.50 | <2.0 | <0.50 | <2.0 | <0.50 | <2.0 | <0.50 | <0.50 | <0.50 | **146** | <0.50 | <1.0 | <0.50 | <0.50 | <1.0 | <1.5 | <1.0 | <0.50 | **285** | <100 | <100 | **285** |
| 92521237 | MW-7D_20210209 | MW-07D | 02/09/2021 | <5 | <1 | <1 | <1 | <1 | <1 | <2 | <1 | <2 | <1 | <1 | <1 | <1 | <1 | <4 | <1 | <4 | <1 | <4 | <1 | <1 | <1 | **184** | <1 | <2 | <1 | <1 | <2 | <3 | <2 | <1 | **360** | <100 | <100 | **360** |
| 92526618 | MW-07D_20210309 | MW-07D | 03/09/2021 | <5 | <0.5 | <0.5 | <0.5 | <0.5 | <0.5 | <1 | <0.5 | <1 | <0.5 | <0.5 | <0.5 | <0.5 | <0.5 | <2 | <0.5 | <2 | <0.5 | <2 | <0.5 | <0.5 | <0.5 | **0.66** | <0.5 | <1 | <0.5 | <0.5 | <1 | <1.5 | <1 | <0.5 | <100 | <100 | <100 | <100 |
| 92532417 | MW-07D_20210408 | MW-07D | 04/08/2021 | <5 | <0.5 | <0.5 | <0.5 | <0.5 | <0.5 | <1 | <0.5 | <1 | <0.5 | <0.5 | <0.5 | <0.5 | <0.5 | <2 | <0.5 | <2 | <0.5 | <2 | <0.5 | <0.5 | <0.5 | <0.5 | <0.5 | <1 | <0.5 | <0.5 | <1 | <1.5 | <1 | <0.5 | <50 | <50 | <50 | <50 |
| 92537784 | MW-07D_20210507 | MW-07D | 05/07/2021 | <5 | <0.5 | <0.5 | <0.5 | <0.5 | <0.5 | <1 | <0.5 | <1 | <0.5 | <0.5 | <0.5 | <0.5 | <0.5 | <2 | <0.5 | <2 | <0.5 | <2 | <0.5 | <0.5 | <0.5 | <0.5 | <0.5 | <1 | <0.5 | <0.5 | <1 | <1.5 | <1 | <0.5 | <50 | <50 | <50 | <50 |
| 92542375 | MW-07D_20210603 | MW-07D | 06/03/2021 | <5 | <0.5 | <0.5 | <0.5 | <0.5 | <0.5 | <1 | <0.5 | <1 | <0.5 | <0.5 | <0.5 | <0.5 | <0.5 | <2 | <0.5 | <2 | <0.5 | <2 | <0.5 | <0.5 | <0.5 | <0.5 | <0.5 | <1 | <0.5 | <0.5 | <1 | <1.5 | <1 | <0.5 | <50 | <50 | <50 | <50 |
| 92548787 | MW-07D_20210709 | MW-07D | 07/09/2021 | <5 | <0.5 | <0.5 | <0.5 | <0.5 | <0.5 | <1 | <0.5 | <1 | <0.5 | <0.5 | <0.5 | <0.5 | <0.5 | <2 | <0.5 | <2 | <0.5 | <2 | <0.5 | <0.5 | <0.5 | <0.5 | <0.5 | <1 | <0.5 | <0.5 | <1 | <1.5 | <1 | <0.5 | <50 | <50 | <50 | <50 |
| 92554137 | MW-07D_20210805 | MW-07D | 08/05/2021 | <5 | <0.5 | <0.5 | <0.5 | <0.5 | <0.5 | <1 | <0.5 | <1 | <0.5 | <0.5 | <0.5 | <0.5 | <0.5 | <2 | <0.5 | <2 | <0.5 | <2 | <0.5 | <0.5 | <0.5 | <0.5 | <0.5 | <1 | <0.5 | <0.5 | <1 | <1.5 | <1 | <0.5 | <50 | <50 | <50 | <50 |
| 92554137 | DUP-1-20210805 | MW-07D | 08/05/2021 | <5 | <0.5 | <0.5 | <0.5 | <0.5 | <0.5 | <1 | <0.5 | <1 | <0.5 | <0.5 | <0.5 | <0.5 | <0.5 | <2 | <0.5 | <2 | <0.5 | <2 | <0.5 | <0.5 | <0.5 | <0.5 | <0.5 | <1 | <0.5 | <0.5 | <1 | <1.5 | <1 | <0.5 | <50 | <50 | <50 | <50 |
| 92559014 | MW-07D_20210901 | MW-07D | 09/01/2021 | **4.9J** | <0.5 | <0.5 | <0.5 | <0.5 | <0.5 | <1 | <0.5 | <1 | <0.5 | <0.5 | <0.5 | **0.86** | <0.5 | <2 | <0.5 | <2 | <0.5 | <2 | <0.5 | <0.5 | <0.5 | <0.5 | <0.5 | <1 | <0.5 | <0.5 | <1 | <1.5 | <1 | <0.5 | <50 | <50 | <50 | <50 |
| 92563487 | MW-07D_20210927 | MW-07D | 09/27/2021 | <5 | **2.8** | <0.5 | <0.5 | <0.5 | <0.5 | <0.5 | <0.5 | <1 | <0.5 | <0.5 | <0.5 | **9.9** | **0.65** | <0.6 | <0.5 | <5 | **4.4** | <0.5 | <0.5 | <0.5 | <0.5 | **0.42J** | <0.5 | <0.5 | **0.24J** | <0.5 | <0.5 | **2.9** | **1.9** | **1.0** | <100 | <100 | <100 | NA |
| 92566046 | MW-07D_20211011 | MW-07D | 10/11/2021 | <5.0 | **13** | <0.5 | <0.5 | <0.5 | <0.5 | <0.5 | <0.5 | <2 | <0.5 | <0.5 | <0.5 | **14** | **0.81** | <0.6 | <0.5 | <5 | **7.4** | <0.5 | **0.13J** | <0.5 | <0.5 | **1.0J** | <0.5 | <0.5 | **0.88J** | **0.3J** | <0.5 | **8.5** | **4** | **4.5** | <100 | <100 | <100 | NA |
| 92570483 | MW-07D_20211103 | MW-07D | 11/03/2021 | <5 | **28.0** | <0.5 | <0.5 | <0.5 | <0.5 | <1 | <0.5 | <1 | <0.5 | <0.5 | <0.5 | **15.3** | <0.5 | <2 | <0.5 | <2 | **6.9** | <2 | <0.5 | <0.5 | <0.5 | **0.92** | <0.5 | <1 | **1.3** | <0.5 | <1 | **9.0** | **3.3** | **5.7** | **151** | <50 | <50 | **176** |
| 92570483 | DUP-1-20211103 | MW-07D | 11/03/2021 | <5 | **29.9** | <0.5 | <0.5 | <0.5 | <0.5 | <1 | <0.5 | <1 | <0.5 | <0.5 | <0.5 | **15.8** | <0.5 | <2 | <0.5 | <2 | **7.2** | <2 | <0.5 | <0.5 | <0.5 | **1.1** | <0.5 | <1 | **1.4** | <0.5 | <1 | **10.2** | **3.7** | **6.5** | **176** | <50 | <50 | **202** |
| 92575654 | MW-07D_20211202 | MW-07D | 12/02/2021 | <5 | **18.3** | <0.5 | <0.5 | <0.5 | <0.5 | <1 | <0.5 | <1 | <0.5 | <0.5 | <0.5 | **10.1** | <0.5 | <2 | <0.5 | <2 | **4.5** | <2 | <0.5 | <0.5 | <0.5 | <0.5 | <0.5 | <1 | <0.5 | <0.5 | <1 | **4.2** | <1 | **4.2** | **86.9** | <50 | <50 | **97.2** |
| 92583209 | MW-07D_20220105 | MW-07D | 01/05/2022 | <5 | **33.4** | <0.5 | <0.5 | <0.5 | <0.5 | <1 | <0.5 | <1 | <0.5 | <0.5 | <0.5 | **12.1** | <0.5 | <2 | <0.5 | <2 | **5.9** | <2 | <0.5 | <0.5 | <0.5 | **1.5** | <0.5 | <1 | <0.5 | <0.5 | <1 | **5.9** | <1 | **5.9** | **131** | <50 | <50 | **143** |

**Table 5A**
**Summary of Monitoring Well Sampling Results**

Colonial Pipeline Company
2020-L1-SR2448
Huntersville, North Carolina

| Lab Report Number | Sample ID | Well ID | Sample Date | Metals (µg/L) | VOCs (µg/L) | | | | | | | | | | | | | | | | | | | | | | | | | | | | | | MADEP VPH (µg/L) | | | |
|---|---|---|---|---|---|---|---|---|---|---|---|---|---|---|---|---|---|---|---|---|---|---|---|---|---|---|---|---|---|---|---|---|---|---|---|---|---|---|
| | | | | Lead | Benzene | Bromochloromethane | Bromodichloromethane | n-Butylbenzene | sec-Butylbenzene | Chloroethane | Chloroform | Chloromethane | 2-Chlorotoluene | Dibromochloromethane | 1,2-Dichloroethane | Diisopropyl ether | Ethylbenzene | Hexachloro-1,3-butadiene | Isopropylbenzene (Cumene) | Methylene Chloride | Methyl-tert-butyl ether | Naphthalene | n-Propylbenzene | Styrene | Tetrachloroethene | Toluene | Trichloroethene | Trichlorofluoromethane | 1,2,4-Trimethylbenzene | 1,3,5-Trimethylbenzene | Vinyl chloride | Xylene (Total) | m&p-Xylene | o-Xylene | C5 - C8 Aliphatics | C9 - C12 Aliphatics | C9 - C10 Aromatics | VPH (Total) |
| **NCAC 2L Standards** | | | | **15** | **1** | **NE** | **0.6** | **70** | **70** | **3000** | **70** | **3** | **100** | **0.4** | **0.4** | **70** | **600** | **0.4** | **70** | **5** | **20** | **6** | **70** | **70** | **0.7** | **600** | **3** | **2000** | **400** | **400** | **0.03** | **500** | **500** | **500** | **400** | **700** | **200** | **NE** |
| **IMAC Standards** | | | | -- | -- | -- | -- | -- | -- | -- | -- | -- | -- | -- | -- | -- | -- | -- | -- | -- | -- | -- | -- | -- | -- | -- | -- | -- | -- | -- | -- | -- | -- | -- | -- | -- | -- | -- |
| 92526264 | MW-14D_20210308 | MW-14D | 03/08/2021 | **59.2** | <0.5 | <0.5 | <0.5 | <0.5 | <0.5 | <1 | **1.2** | <1 | <0.5 | <0.5 | <0.5 | **0.51** | <0.5 | <2 | <0.5 | <2 | <0.5 | <2 | <0.5 | <0.5 | <0.5 | <0.5 | <0.5 | <1 | <0.5 | <0.5 | <1 | <1.5 | <1 | <0.5 | <100 | <100 | <100 | <100 |
| 92531231 | MW-14D_20210405 | MW-14D | 04/05/2021 | **143** | <0.5 | <0.5 | <0.5 | <0.5 | <0.5 | <1 | **0.97** | <1 | <0.5 | <0.5 | <0.5 | <0.5 | <0.5 | <2 | <0.5 | <2 | <0.5 | <2 | <0.5 | <0.5 | <0.5 | <0.5 | <0.5 | <1 | <0.5 | <0.5 | <1 | <1.5 | <1 | <0.5 | <50 | <50 | <50 | <50 |
| 92536726 | MW-14D_20210504 | MW-14D | 05/04/2021 | **13.5** | <0.5 | <0.5 | <0.5 | <0.5 | <0.5 | <1 | <0.5 | <1 | <0.5 | <0.5 | <0.5 | <0.5 | <0.5 | <2 | <0.5 | <2 | <0.5 | <2 | <0.5 | <0.5 | <0.5 | <0.5 | <0.5 | <1 | <0.5 | <0.5 | <1 | <1.5 | <1 | <0.5 | <50 | <50 | <50 | <50 |
| 92541703 | MW-14D_20210601 | MW-14D | 06/01/2021 | <5 | <0.5 | <0.5 | <0.5 | <0.5 | <0.5 | <1 | <0.5 | <1 | <0.5 | <0.5 | <0.5 | <0.5 | <0.5 | <2 | <0.5 | <2 | <0.5 | <2 | <0.5 | <0.5 | <0.5 | <0.5 | <0.5 | <1 | <0.5 | <0.5 | <1 | <1.5 | <1 | <0.5 | <50 | <50 | <50 | <50 |
| 92547899 | MW-14D_20210706 | MW-14D | 07/06/2021 | <5 | <0.5 | <0.5 | <0.5 | <0.5 | <0.5 | <1 | <0.5 | <1 | <0.5 | <0.5 | <0.5 | <0.5 | <0.5 | <2 | <0.5 | <2 | <0.5 | <2 | <0.5 | <0.5 | <0.5 | <0.5 | <0.5 | <1 | <0.5 | <0.5 | <1 | <1.5 | <1 | <0.5 | <50 | <50 | <50 | <50 |
| 92553065 | MW-14D_20210802 | MW-14D | 08/02/2021 | <5 | <0.5 | <0.5 | <0.5 | <0.5 | <0.5 | <1 | <0.5 | <1 | <0.5 | <0.5 | <0.5 | <0.5 | <0.5 | <2 | <0.5 | <2 | <0.5 | <2 | <0.5 | <0.5 | <0.5 | <0.5 | <0.5 | <1 | <0.5 | <0.5 | <1 | <1.5 | <1 | <0.5 | <50 | <50 | <50 | <50 |
| 92558447 | MW-14D_20210830 | MW-14D | 08/30/2021 | <5 | <0.5 | <0.5 | <0.5 | <0.5 | <0.5 | <1 | <0.5 | <1 | <0.5 | <0.5 | <0.5 | <0.5 | <0.5 | <2 | <0.5 | <2 | <0.5 | <2 | <0.5 | <0.5 | <0.5 | <0.5 | <0.5 | <1 | <0.5 | <0.5 | <1 | <1 | <1 | <0.5 | <50 | <50 | <50 | <50 |
| 92564084 | MW-14D_20210929 | MW-14D | 09/29/2021 | <5.0 | <0.5 | <0.5 | <0.5 | <0.5 | <0.5 | <0.5 | <0.5 | <0.6 | <0.5 | <0.5 | <0.5 | <0.5 | <0.5 | <0.6 | <0.5 | <5 | <0.5 | <0.5 | <0.5 | <0.5 | <0.5 | **0.21J** | <0.5 | <0.5 | <0.5 | <0.5 | <0.5 | **0.61J** | **0.45J** | **0.16J** | <100 | <100 | <100 | NA |
| 92570178 | MW-14D_20211102 | MW-14D | 11/02/2021 | <5 | <0.5 | <0.5 | <0.5 | <0.5 | <0.5 | <1 | <0.5 | <1 | <0.5 | <0.5 | <0.5 | <0.5 | <0.5 | <2 | <0.5 | <2 | <0.5 | <2 | <0.5 | <0.5 | <0.5 | <0.5 | <0.5 | <1 | <0.5 | <0.5 | <1 | <1.5 | <1 | <0.5 | <50 | <50 | <50 | <50 |
| 92574905 | MW-14D_20211130 | MW-14D | 11/30/2021 | <5 | <0.5 | <0.5 | <0.5 | <0.5 | <0.5 | <1 | <0.5 | <1 | <0.5 | <0.5 | <0.5 | <0.5 | <0.5 | <2 | <0.5 | <2 | <0.5 | <2 | <0.5 | <0.5 | <0.5 | <0.5 | <0.5 | <1 | <0.5 | <0.5 | <1 | <1.5 | <1 | <0.5 | <50 | <50 | <50 | <50 |
| 92580645<br>92580644 | MW-14D_20220103 | MW-14D | 01/03/2022 | **0.18J** | <0.5 | <0.5 | <0.5 | <0.5 | <0.5 | <1 | <0.5 | <1 | <0.5 | <0.5 | <0.5 | <0.5 | <0.5 | <2 | <0.5 | <2 | <0.5 | <2 | <0.5 | <0.5 | <0.5 | <0.5 | <0.5 | <1 | <0.5 | <0.5 | <1 | <1.5 | <1 | <0.5 | <50 | <50 | <50 | <50 |
| 92548519 | MW-16D_20210708 | MW-16D | 07/08/2021 | <5 | <0.5 | <0.5 | <0.5 | <0.5 | <0.5 | <1 | <0.5 | <1 | <0.5 | <0.5 | <0.5 | <0.5 | <0.5 | <2 | <0.5 | <2 | <0.5 | <2 | <0.5 | <0.5 | <0.5 | <0.5 | <0.5 | <1 | <0.5 | <0.5 | <1 | <1.5 | <1 | <0.5 | <50 | <50 | <50 | <50 |
| 92553519 | MW-16D_20210804 | MW-16D | 08/04/2021 | <5 | <0.5 | <0.5 | <0.5 | <0.5 | <0.5 | <1 | <0.5 | <1 | <0.5 | <0.5 | <0.5 | <0.5 | <0.5 | **3.6** | <0.5 | <2 | <0.5 | <2 | <0.5 | <0.5 | <0.5 | **1.1** | <0.5 | <1 | <0.5 | <0.5 | <1 | <1.5 | <1 | <0.5 | <50 | <50 | <50 | <50 |
| 92559332 | MW-16D_20210902 | MW-16D | 09/02/2021 | <5 | <0.5 | <0.5 | <0.5 | <0.5 | <0.5 | <1 | <0.5 | <1 | <0.5 | <0.5 | <0.5 | <0.5 | <0.5 | <2 | <0.5 | <2 | <0.5 | <2 | <0.5 | <0.5 | <0.5 | **1.1** | <0.5 | <1 | <0.5 | <0.5 | <1 | <1.5 | <1 | <0.5 | <50 | <50 | <50 | <50 |
| 92564485 | MW-16D_20211001 | MW-16D | 10/01/2021 | <5.0 | **0.13J** | <0.5 | <0.5 | <0.5 | <0.5 | <0.5 | <0.5 | <0.6 | <0.5 | <0.5 | <0.5 | <0.5 | **0.15J** | <0.6 | <0.5 | <5 | <0.5 | <0.5 | <0.5 | <0.5 | <0.5 | **1.2** | <0.5 | <0.5 | **0.12J** | <0.5 | <0.5 | **1.16J** | **0.83J** | **0.33J** | <100 | <100 | <100 | NA |
| 92571046 | MW-16D_20211105 | MW-16D | 11/05/2021 | **5.0** | <0.5 | <0.5 | <0.5 | <0.5 | <0.5 | <1 | <0.5 | <1 | <0.5 | <0.5 | <0.5 | <0.5 | <0.5 | <2 | <0.5 | <2 | <0.5 | <2 | <0.5 | <0.5 | <0.5 | **0.56** | <0.5 | <1 | <0.5 | <0.5 | <1 | <1.5 | <1 | <0.5 | <50 | <50 | <50 | <50 |
| 92575206 | MW-16D_20211201 | MW-16D | 12/01/2021 | <5 | <0.5 | <0.5 | <0.5 | <0.5 | <0.5 | <1 | <0.5 | <1 | <0.5 | <0.5 | <0.5 | <0.5 | <0.5 | <2 | <0.5 | <2 | <0.5 | <2 | <0.5 | <0.5 | <0.5 | **0.56** | <0.5 | <1 | <0.5 | <0.5 | <1 | <1.5 | <1 | <0.5 | <50 | <50 | <50 | <50 |
| 92581679 | MW-16D_20220107 | MW-16D | 01/07/2022 | **32.8J** | <0.5 | <0.5 | <0.5 | <0.5 | <0.5 | <1 | <0.5 | <1 | <0.5 | <0.5 | <0.5 | <0.5 | <0.5 | <2 | <0.5 | <2 | <0.5 | <2 | <0.5 | <0.5 | <0.5 | <0.5 | <0.5 | <1 | <0.5 | <0.5 | <1 | <1.5 | <1 | <0.5 | <50 | <50 | <50 | <50 |
| 92515755 | MW-25D (125-139) | MW-25D | 01/09/2021 | **5.1** | <0.50 | <0.50 | <0.50 | <0.50 | <0.50 | <1.0 | <0.50 | <1.0 | <0.50 | <0.50 | <0.50 | **1.2** | <0.50 | <2.0 | <0.50 | <2.0 | <0.50 | <2.0 | <0.50 | <0.50 | <0.50 | <0.50 | <0.50 | <1.0 | <0.50 | <0.50 | <1.0 | <1.5 | <1.0 | <0.50 | <100 | <100 | <100 | <100 |
| 92515755 | DUP-1-20210109 | MW-25D | 01/09/2021 | <5.0 | <0.50 | <0.50 | <0.50 | <0.50 | <0.50 | <1.0 | <0.50 | <1.0 | <0.50 | <0.50 | <0.50 | **1.2** | <0.50 | <2.0 | <0.50 | <2.0 | <0.50 | <2.0 | <0.50 | <0.50 | <0.50 | <0.50 | <0.50 | <1.0 | <0.50 | <0.50 | <1.0 | <1.5 | <1.0 | <0.50 | <100 | <100 | <100 | <100 |
| 92515869 | MW-25D (83-90) | MW-25D | 01/11/2021 | **8.1** | <0.50 | <0.50 | <0.50 | <0.50 | <0.50 | <1.0 | <0.50 | <1.0 | <0.50 | <0.50 | <0.50 | **0.88** | <0.50 | <2.0 | <0.50 | <2.0 | <0.50 | <2.0 | <0.50 | <0.50 | <0.50 | **131** | <0.50 | <1.0 | <0.50 | <0.50 | <1.0 | <1.5 | <1.0 | <0.50 | **118** | <100 | <100 | **118** |
| 92515869 | MW-25D (108-115) | MW-25D | 01/11/2021 | **7.9** | <0.50 | <0.50 | <0.50 | <0.50 | <0.50 | <1.0 | <0.50 | <1.0 | <0.50 | <0.50 | <0.50 | **0.91** | <0.50 | <2.0 | <0.50 | <2.0 | <0.50 | <2.0 | <0.50 | <0.50 | <0.50 | **34.1** | <0.50 | <1.0 | <0.50 | <0.50 | <1.0 | <1.5 | <1.0 | <0.50 | <100 | <100 | <100 | <100 |
| 92515869 | MW-25D (115-122) | MW-25D | 01/11/2021 | <5.0 | <0.50 | <0.50 | <0.50 | <0.50 | <0.50 | <1.0 | <0.50 | <1.0 | <0.50 | <0.50 | <0.50 | **0.97** | <0.50 | <2.0 | <0.50 | <2.0 | <0.50 | <2.0 | <0.50 | <0.50 | <0.50 | **3.8** | <0.50 | <1.0 | <0.50 | <0.50 | <1.0 | <1.5 | <1.0 | <0.50 | <100 | <100 | <100 | <100 |
| 92515869 | DUP-7 | MW-25D | 01/11/2021 | <5.0 | <0.50 | <0.50 | <0.50 | <0.50 | <0.50 | <1.0 | <0.50 | <1.0 | <0.50 | <0.50 | <0.50 | **0.98** | <0.50 | <2.0 | <0.50 | <2.0 | <0.50 | <2.0 | <0.50 | <0.50 | <0.50 | **4** | <0.50 | <1.0 | <0.50 | <0.50 | <1.0 | <1.5 | <1.0 | <0.50 | <100 | <100 | <100 | <100 |
| 92521871 | MW-25D_20210211 | MW-25D | 02/11/2021 | <5 | **1.5** | <0.5 | <0.5 | <0.5 | <0.5 | <1 | <0.5 | <1 | <0.5 | <0.5 | <0.5 | **0.69** | **1.5** | <2 | <0.5 | <2 | <0.5 | <2 | <0.5 | <0.5 | <0.5 | **19.9** | <0.5 | <1 | **1.6** | <0.5 | <1 | **8.1** | **5.4** | **2.7** | <100 | <100 | <100 | **115** |
| 92526977 | MW-25D_20210310 | MW-25D | 03/10/2021 | <5 | <0.5 | <0.5 | <0.5 | <0.5 | <0.5 | <1 | <0.5 | <1 | <0.5 | <0.5 | <0.5 | **1.2** | <0.5 | <2 | <0.5 | <2 | <0.5 | <2 | <0.5 | <0.5 | <0.5 | <0.5 | <0.5 | <1 | <0.5 | <0.5 | <1 | <1.5 | <1 | <0.5 | <100 | <100 | <100 | <100 |
| 92532417 | MW-25D_20210408 | MW-25D | 04/08/2021 | <5 | <0.5 | <0.5 | <0.5 | <0.5 | <0.5 | <1 | <0.5 | <1 | <0.5 | <0.5 | <0.5 | **0.57** | <0.5 | <2 | <0.5 | <2 | <0.5 | <2 | <0.5 | <0.5 | <0.5 | <0.5 | <0.5 | <1 | <0.5 | <0.5 | <1 | <1.5 | <1 | <0.5 | <50 | <50 | <50 | <50 |
| 92537784 | MW-25D_20210507 | MW-25D | 05/07/2021 | <5 | <0.5 | <0.5 | <0.5 | <0.5 | <0.5 | <1 | <0.5 | <1 | <0.5 | <0.5 | <0.5 | **1.2** | <0.5 | <2 | <0.5 | <2 | **0.44J** | <2 | <0.5 | <0.5 | <0.5 | <0.5 | <0.5 | <1 | <0.5 | <0.5 | <1 | <1.5 | <1 | <0.5 | <50 | <50 | <50 | <50 |
| 92542375 | MW-25D_20210603 | MW-25D | 06/03/2021 | <5 | **0.46J** | <0.5 | <0.5 | <0.5 | <0.5 | <1 | <0.5 | <1 | <0.5 | <0.5 | <0.5 | **7.3** | <0.5 | <2 | <0.5 | <2 | **3.4** | <2 | <0.5 | <0.5 | <0.5 | <0.5 | <0.5 | <1 | <0.5 | <0.5 | <1 | <1.5 | <1 | <0.5 | <50 | <50 | <50 | <50 |
| 92548527 | MW-25D_20210708 | MW-25D | 07/08/2021 | **7.9** | **12.5** | <0.5 | <0.5 | <0.5 | <0.5 | <1 | <0.5 | <1 | <0.5 | <0.5 | <0.5 | **11.6** | **0.88** | <2 | <0.5 | <2 | **6.4** | <2 | <0.5 | <0.5 | <0.5 | **0.64** | <0.5 | <1 | <0.5 | <0.5 | <1 | **5.0** | **2.1** | **2.9** | **109** | <50 | <50 | **127** |
| 92551300 | MW-25D_20210722 | MW-25D | 07/22/2021 | NA | **5.8** | NA | NA | NA | NA | NA | NA | NA | NA | NA | NA | NA | NA | NA | NA | NA | NA | NA | NA | NA | NA | NA | NA | NA | NA | NA | NA | NA | NA | NA | NA | NA | NA | NA |
| 92554285 | MW-25D_20210806 | MW-25D | 08/06/2021 | <5 | **4.8** | <0.5 | <0.5 | <0.5 | <0.5 | <1 | <0.5 | <1 | <0.5 | <0.5 | <0.5 | **15.5** | <0.5 | <2 | <0.5 | <2 | **8** | <2 | <0.5 | <0.5 | <0.5 | <0.5 | <0.5 | <1 | <0.5 | <0.5 | <1 | **1.1** | <1 | **1.1** | **82.3** | <50 | <50 | **87.3** |
| 92559360 | MW-25D_20210902 | MW-25D | 09/02/2021 | <5 | <0.5 | <0.5 | <0.5 | <0.5 | <0.5 | <1 | <0.5 | <1 | <0.5 | <0.5 | <0.5 | **2.7** | <0.5 | <2 | <0.5 | <2 | **1.2** | <2 | <0.5 | <0.5 | <0.5 | <0.5 | <0.5 | <1 | <0.5 | <0.5 | <1 | <1.5 | <1 | <0.5 | <50 | <50 | <50 | <50 |
| 92564084 | MW-25D_20210929 | MW-25D | 09/29/2021 | **4.7J** | <0.5 | <0.5 | <0.5 | <0.5 | <0.5 | <0.5 | <0.5 | <0.6 | <0.5 | <0.5 | <0.5 | **0.34J** | <0.5 | <0.6 | <0.5 | <5 | **0.26J** | <0.5 | <0.5 | <0.5 | <0.5 | **0.28J** | <0.5 | <0.5 | **0.10J** | <0.5 | <0.5 | **0.73J** | **0.54J** | **0.19J** | <100 | <100 | <100 | NA |
| 92570816 | MW-25D_20211104 | MW-25D | 11/04/2021 | <5 | <0.5 | <0.5 | <0.5 | <0.5 | <0.5 | <1 | <0.5 | <1 | <0.5 | <0.5 | <0.5 | **0.5J** | <0.5 | <2 | <0.5 | <2 | <0.5 | <2 | <0.5 | <0.5 | <0.5 | <0.5 | <0.5 | <1 | <0.5 | <0.5 | <1 | <1.5 | <1 | <0.5 | <50 | <50 | <50 | <50 |
| 92575654 | MW-25D_20211202 | MW-25D | 12/02/2021 | <5 | <0.5 | <0.5 | <0.5 | <0.5 | <0.5 | <1 | <0.5 | <1 | <0.5 | <0.5 | <0.5 | **1.3** | <0.5 | <2 | <0.5 | <2 | **0.72** | <2 | <0.5 | <0.5 | <0.5 | <0.5 | <0.5 | <1 | <0.5 | <0.5 | <1 | <1.5 | <1 | <0.5 | <50 | <50 | <50 | <50 |
| 92583376 | MW-25D_20220106 | MW-25D | 01/06/2022 | <5 | <0.5 | <0.5 | <0.5 | <0.5 | <0.5 | <1 | <0.5 | <1 | <0.5 | <0.5 | <0.5 | <0.5 | <0.5 | <2 | <0.5 | <2 | <0.5 | <2 | <0.5 | <0.5 | <0.5 | <0.5 | <0.5 | <1 | <0.5 | <0.5 | <1 | <1.5 | <1 | <0.5 | <50 | <50 | <50 | <50 |
| 92583376 | DUP-1-20220106 | MW-25D | 01/06/2022 | <5 | <0.5 | <0.5 | <0.5 | <0.5 | <0.5 | <1 | <0.5 | <1 | <0.5 | <0.5 | <0.5 | <0.5 | <0.5 | <2 | <0.5 | <2 | <0.5 | <2 | <0.5 | <0.5 | <0.5 | <0.5 | <0.5 | <1 | <0.5 | <0.5 | <1 | <1.5 | <1 | <0.5 | <50 | <50 | <50 | <50 |
| 92541992 | MW-31D_20210602 | MW-31D | 06/02/2021 | <5 | <0.5 | <0.5 | <0.5 | <0.5 | <0.5 | <1 | <0.5 | <1 | <0.5 | <0.5 | <0.5 | <0.5 | <0.5 | <2 | <0.5 | <2 | <0.5 | <2 | <0.5 | <0.5 | <0.5 | <0.5 | <0.5 | <1 | <0.5 | <0.5 | <1 | <1.5 | <1 | <0.5 | <50 | <50 | <50 | <50 |
| 92548170 | MW-31D_20210707 | MW-31D | 07/07/2021 | <5 | <0.5 | <0.5 | <0.5 | <0.5 | <0.5 | <1 | <0.5 | <1 | <0.5 | <0.5 | <0.5 | <0.5 | <0.5 | <2 | <0.5 | <2 | <0.5 | <2 | <0.5 | <0.5 | <0.5 | <0.5 | <0.5 | <1 | <0.5 | <0.5 | <1 | <1.5 | <1 | <0.5 | <50 | <50 | <50 | <50 |
| 92553189 | MW-31D_20210803 | MW-31D | 08/03/2021 | <5 | <0.5 | <0.5 | <0.5 | <0.5 | <0.5 | <1 | <0.5 | <1 | <0.5 | <0.5 | <0.5 | <0.5 | <0.5 | <2 | <0.5 | <2 | <0.5 | <2 | <0.5 | <0.5 | <0.5 | <0.5 | <0.5 | <1 | <0.5 | <0.5 | <1 | <1.5 | <1 | <0.5 | <50 | <50 | <50 | <50 |
| 92558741 | MW-31D_20210831 | MW-31D | 08/31/2021 | <5 | <0.5 | <0.5 | <0.5 | <0.5 | <0.5 | <1 | <0.5 | <1 | <0.5 | <0.5 | <0.5 | <0.5 | <0.5 | <2 | <0.5 | <2 | <0.5 | <2 | <0.5 | <0.5 | <0.5 | <0.5 | <0.5 | <1 | <0.5 | <0.5 | <1 | <1.5 | <1 | <0.5 | <50 | <50 | <50 | <50 |
| 92564485 | MW-31D_20211001 | MW-31D | 10/01/2021 | <5.0 | <0.5 | <0.5 | <0.5 | <0.5 | <0.5 | <0.5 | <0.5 | <0.6 | <0.5 | <0.5 | <0.5 | <0.5 | <0.5 | <0.6 | <0.5 | <5 | <0.5 | <0.5 | <0.5 | <0.5 | <0.5 | **0.12J** | <0.5 | <0.5 | <0.5 | <0.5 | <0.5 | **0.34J** | **0.25J** | **0.09J** | <100 | <100 | <100 | NA |
| 92570181 | MW-31D_20211102 | MW-31D | 11/02/2021 | <5 | <0.5 | <0.5 | <0.5 | <0.5 | <0.5 | <1 | <0.5 | <1 | <0.5 | <0.5 | <0.5 | <0.5 | <0.5 | <2 | <0.5 | <2 | <0.5 | <2 | <0.5 | <0.5 | <0.5 | <0.5 | <0.5 | <1 | <0.5 | <0.5 | <1 | <1.5 | <1 | <0.5 | <50 | <50 | <50 | <50 |
| 92575206 | MW-31D_20211201 | MW-31D | 12/01/2021 | <5 | <0.5 | <0.5 | <0.5 | <0.5 | <0.5 | <1 | <0.5 | <1 | <0.5 | <0.5 | <0.5 | <0.5 | <0.5 | <2 | <0.5 | <2 | <0.5 | <2 | <0.5 | <0.5 | <0.5 | <0.5 | <0.5 | <1 | <0.5 | <0.5 | <1 | <1.5 | <1 | <0.5 | <50 | <50 | <50 | <50 |
| 92580930<br>92580955 | MW-31D_20220104 | MW-31D | 01/04/2022 | **0.40J** | <0.5 | <0.5 | <0.5 | <0.5 | <0.5 | <1 | <0.5 | <1 | <0.5 | <0.5 | <0.5 | <0.5 | <0.5 | <2 | <0.5 | <2 | <0.5 | <2 | <0.5 | <0.5 | <0.5 | <0.5 | <0.5 | <1 | <0.5 | <0.5 | <1 | <1.5 | <1 | <0.5 | <50 | <50 | <50 | <50 |

**Table 5A**
**Summary of Monitoring Well Sampling Results**

Colonial Pipeline Company
2020-L1-SR2448
Huntersville, North Carolina

| Lab Report Number | Sample ID | Well ID | Sample Date | Metals (µg/L) | VOCs (µg/L) | | | | | | | | | | | | | | | | | | | | | | | | | | | | MADEP VPH (µg/L) | | | |
|---|---|---|---|---|---|---|---|---|---|---|---|---|---|---|---|---|---|---|---|---|---|---|---|---|---|---|---|---|---|---|---|---|---|---|---|---|
| | | | | Lead | Benzene | Bromochloromethane | Bromodichloromethane | n-Butylbenzene | sec-Butylbenzene | Chloroethane | Chloroform | Chloromethane | 2-Chlorotoluene | Dibromochloromethane | 1,2-Dichloroethane | Diisopropyl ether | Ethylbenzene | Hexachloro-1,3-butadiene | Isopropylbenzene (Cumene) | Methylene Chloride | Methyl-tert-butyl ether | Naphthalene | n-Propylbenzene | Styrene | Tetrachloroethene | Toluene | Trichloroethene | Trichlorofluoromethane | 1,2,4-Trimethylbenzene | 1,3,5-Trimethylbenzene | Vinyl chloride | Xylene (Total) | m&p-Xylene | o-Xylene | C5 - C8 Aliphatics | C9 - C12 Aliphatics | C9 - C10 Aromatics | VPH (Total) |
| **NCAC 2L Standards** | | | | **15** | **1** | **NE** | **0.6** | **70** | **70** | **3000** | **70** | **3** | **100** | **0.4** | **0.4** | **70** | **600** | **0.4** | **70** | **5** | **20** | **6** | **70** | **70** | **0.7** | **600** | **3** | **2000** | **400** | **400** | **0.03** | **500** | **500** | **500** | **400** | **700** | **200** | **NE** |
| **IMAC Standards** | | | | -- | -- | -- | -- | -- | -- | -- | -- | -- | -- | -- | -- | -- | -- | -- | -- | -- | -- | -- | -- | -- | -- | -- | -- | -- | -- | -- | -- | -- | -- | -- | -- | -- | -- |
| 92514955 | MW-36D (96.5-103.5) | MW-36D | 01/05/2021 | **40.5** | <0.50 | <0.50 | <0.50 | <0.50 | <0.50 | <1.0 | <0.50 | <1.0 | <0.50 | <0.50 | <0.50 | <0.50 | <0.50 | <2.0 | <0.50 | <2.0 | <0.50 | <2.0 | <0.50 | <0.50 | <0.50 | **169** | <0.50 | <1.0 | <0.50 | <0.50 | <1.0 | <1.5 | <1.0 | <0.50 | **280** | <100 | <100 | **318** |
| 92514955 | DUP-2 | MW-36D | 01/05/2021 | **47.3** | <0.50 | <0.50 | <0.50 | <0.50 | <0.50 | <1.0 | <0.50 | <1.0 | <0.50 | <0.50 | <0.50 | <0.50 | <0.50 | <2.0 | <0.50 | <2.0 | <0.50 | <2.0 | <0.50 | <0.50 | <0.50 | **164** | <0.50 | <1.0 | <0.50 | <0.50 | <1.0 | <1.5 | <1.0 | <0.50 | **281** | <100 | <100 | **318** |
| 92521237 | MW-36D_20210209 | MW-36D | 02/09/2021 | **72.1** | <0.5 | <0.5 | <0.5 | <0.5 | <0.5 | <1 | <0.5 | <1 | <0.5 | <0.5 | <0.5 | <0.5 | <0.5 | <2 | <0.5 | <2 | <0.5 | <2 | <0.5 | <0.5 | <0.5 | **1.1** | <0.5 | <1 | <0.5 | <0.5 | <1 | <1.5 | <1 | <0.5 | <100 | <100 | <100 | <100 |
| 92526618 | MW-36D_20210309 | MW-36D | 03/09/2021 | **76.9** | <0.5 | <0.5 | <0.5 | <0.5 | <0.5 | <1 | <0.5 | <1 | <0.5 | <0.5 | <0.5 | <0.5 | <0.5 | <2 | <0.5 | <2 | <0.5 | <2 | <0.5 | <0.5 | <0.5 | <0.5 | <0.5 | <1 | <0.5 | <0.5 | <1 | <1.5 | <1 | <0.5 | <100 | <100 | <100 | <100 |
| 92537489 | MW-36DR_20210506 | MW-36DR | 05/05/2021 | <5 | <0.5 | <0.5 | <0.5 | <0.5 | <0.5 | <1 | <0.5 | <1 | <0.5 | <0.5 | <0.5 | <0.5 | <0.5 | <2 | <0.5 | <2 | <0.5 | <2 | <0.5 | <0.5 | <0.5 | <0.5 | <0.5 | <1 | <0.5 | <0.5 | <1 | <1.5 | <1 | <0.5 | <50 | <50 | <50 | <50 |
| 92542611 | MW-36DR_20210604 | MW-36DR | 06/04/2021 | **5.1** | <0.5 | <0.5 | <0.5 | <0.5 | <0.5 | <1 | <0.5 | <1 | <0.5 | <0.5 | <0.5 | <0.5 | <0.5 | <2 | <0.5 | <2 | <0.5 | <2 | <0.5 | <0.5 | <0.5 | <0.5 | <0.5 | <1 | <0.5 | <0.5 | <1 | <1.5 | <1 | <0.5 | <50 | <50 | <50 | <50 |
| 92548787 | MW-36DR_20210709 | MW-36DR | 07/09/2021 | **7.4** | <0.5 | <0.5 | <0.5 | <0.5 | <0.5 | <1 | <0.5 | <1 | <0.5 | <0.5 | <0.5 | <0.5 | <0.5 | <2 | <0.5 | <2 | <0.5 | <2 | <0.5 | <0.5 | <0.5 | <0.5 | <0.5 | <1 | <0.5 | <0.5 | <1 | <1.5 | <1 | <0.5 | <50 | <50 | <50 | <50 |
| 92554285 | MW-36DR_20210806 | MW-36DR | 08/06/2021 | <5 | <0.5 | <0.5 | <0.5 | <0.5 | <0.5 | <1 | <0.5 | <1 | <0.5 | <0.5 | <0.5 | <0.5 | <0.5 | <2 | <0.5 | <2 | <0.5 | <2 | <0.5 | <0.5 | <0.5 | <0.5 | <0.5 | <1 | <0.5 | <0.5 | <1 | <1.5 | <1 | <0.5 | <50 | <50 | <50 | <50 |
| 92559360 | MW-36DR_20210902 | MW-36DR | 09/02/2021 | <5 | <0.5 | <0.5 | <0.5 | <0.5 | <0.5 | <1 | <0.5 | <1 | <0.5 | <0.5 | <0.5 | <0.5 | <0.5 | <2 | <0.5 | <2 | <0.5 | <2 | <0.5 | <0.5 | <0.5 | <0.5 | <0.5 | <1 | <0.5 | <0.5 | <1 | <1.5 | <1 | <0.5 | <50 | <50 | <50 | **68.2** |
| 92559360 | DUP-1-20210902 | MW-36DR | 09/02/2021 | <5 | <0.5 | <0.5 | <0.5 | <0.5 | <0.5 | <1 | <0.5 | <1 | <0.5 | <0.5 | <0.5 | <0.5 | <0.5 | <2 | <0.5 | <2 | <0.5 | <2 | <0.5 | <0.5 | <0.5 | <0.5 | <0.5 | <1 | <0.5 | <0.5 | <1 | <1.5 | <1 | <0.5 | <50 | <50 | <50 | <50 |
| 92564084 | MW-36DR_20210929 | MW-36DR | 09/29/2021 | <5.0 | <0.5 | <0.5 | <0.5 | <0.5 | <0.5 | <0.5 | <0.5 | <2 | <0.5 | <0.5 | <0.5 | <0.5 | <0.5 | <0.6 | <0.5 | <5 | <0.5 | <0.5 | <0.5 | <0.5 | <0.5 | <0.5 | <0.5 | <0.5 | <0.5 | <0.5 | <0.5 | <1.5 | <1 | <0.5 | <100 | <100 | <100 | NA |
| 92570816 | MW-36DR_20211104 | MW-36DR | 11/04/2021 | <5 | <0.5 | <0.5 | <0.5 | <0.5 | <0.5 | <1 | <0.5 | <1 | <0.5 | <0.5 | <0.5 | <0.5 | <0.5 | <2 | <0.5 | <2 | <0.5 | <2 | <0.5 | <0.5 | <0.5 | <0.5 | <0.5 | <1 | <0.5 | <0.5 | <1 | <1.5 | <1 | <0.5 | <50 | <50 | <50 | <50 |
| 92575770 | MW-36DR_20211203 | MW-36DR | 12/03/2021 | <5 | <0.5 | <0.5 | <0.5 | <0.5 | <0.5 | <1 | <0.5 | <1 | <0.5 | <0.5 | <0.5 | <0.5 | <0.5 | <2 | <0.5 | <2 | <0.5 | <2 | <0.5 | <0.5 | <0.5 | <0.5 | <0.5 | <1 | <0.5 | <0.5 | <1 | <1.5 | <1 | <0.5 | <50 | <50 | <50 | <50 |
| 92581742 | MW-36DR_20220107 | MW-36DR | 01/07/2022 | **0.19J** | <0.5 | <0.5 | <0.5 | <0.5 | <0.5 | <1 | <0.5 | <1 | <0.5 | <0.5 | <0.5 | <0.5 | <0.5 | <2 | <0.5 | <2 | <0.5 | <2 | <0.5 | <0.5 | <0.5 | <0.5 | <0.5 | <1 | <0.5 | <0.5 | <1 | <1.5 | <1 | <0.5 | <50 | <50 | <50 | <50 |
| 92516451 | MW-57D (91-101) | MW-57D | 01/12/2021 | **124** | <0.50 | <0.50 | <0.50 | <0.50 | <0.50 | <1.0 | <0.50 | <1.0 | <0.50 | <0.50 | <0.50 | <0.50 | <0.50 | <2.0 | <0.50 | <2.0 | <0.50 | <2.0 | <0.50 | <0.50 | <0.50 | **8** | <0.50 | <1.0 | <0.50 | <0.50 | <1.0 | <1.5 | <1.0 | <0.50 | <100 | <100 | <100 | <100 |
| 92521237 | MW-57D_20210209 | MW-57D | 02/09/2021 | **22.8** | <0.5 | <0.5 | <0.5 | <0.5 | <0.5 | <1 | <0.5 | <1 | <0.5 | <0.5 | <0.5 | <0.5 | <0.5 | <2 | <0.5 | <2 | <0.5 | <2 | <0.5 | <0.5 | <0.5 | <0.5 | <0.5 | <1 | <0.5 | <0.5 | <1 | <1.5 | <1 | <0.5 | <100 | <100 | <100 | <100 |
| 92526618 | MW-57D_20210309 | MW-57D | 03/09/2021 | **8.0** | <0.5 | <0.5 | <0.5 | <0.5 | <0.5 | <1 | <0.5 | <1 | <0.5 | <0.5 | <0.5 | <0.5 | <0.5 | <2 | <0.5 | <2 | <0.5 | <2 | <0.5 | <0.5 | <0.5 | <0.5 | <0.5 | <1 | <0.5 | <0.5 | <1 | <1.5 | <1 | <0.5 | <100 | <100 | <100 | <100 |
| 92530256 | MW-57D_20210407 | MW-57D | 04/07/2021 | **31.4** | <0.5 | <0.5 | <0.5 | <0.5 | <0.5 | <1 | <0.5 | <1 | <0.5 | <0.5 | <0.5 | <0.5 | <0.5 | <2 | <0.5 | <2 | <0.5 | <2 | <0.5 | <0.5 | <0.5 | <0.5 | <0.5 | <1 | <0.5 | <0.5 | <1 | <1.5 | <1 | <0.5 | <50 | <50 | <50 | <50 |
| 92537784 | MW-57D_20210507 | MW-57D | 05/07/2021 | **19.4** | <0.5 | <0.5 | <0.5 | <0.5 | <0.5 | <1 | <0.5 | <1 | <0.5 | <0.5 | <0.5 | <0.5 | <0.5 | <2 | <0.5 | <2 | <0.5 | <2 | <0.5 | <0.5 | <0.5 | <0.5 | <0.5 | <1 | <0.5 | <0.5 | <1 | <1.5 | <1 | <0.5 | <50 | <50 | <50 | <50 |
| 92542375 | MW-57D_20210603 | MW-57D | 06/03/2021 | **6.1** | <0.5 | <0.5 | <0.5 | <0.5 | <0.5 | <1 | <0.5 | <1 | <0.5 | <0.5 | <0.5 | <0.5 | <0.5 | <2 | <0.5 | <2 | <0.5 | <2 | <0.5 | <0.5 | <0.5 | <0.5 | <0.5 | <1 | <0.5 | <0.5 | <1 | <1.5 | <1 | <0.5 | <50 | <50 | <50 | <50 |
| 92548527 | MW-57D_20210708 | MW-57D | 07/08/2021 | <5 | <0.5 | <0.5 | <0.5 | <0.5 | <0.5 | <1 | <0.5 | <1 | <0.5 | <0.5 | <0.5 | <0.5 | <0.5 | <2 | <0.5 | <2 | <0.5 | <2 | <0.5 | <0.5 | <0.5 | <0.5 | <0.5 | <1 | <0.5 | <0.5 | <1 | <1.5 | <1 | <0.5 | <50 | <50 | <50 | <50 |
| 92554137 | MW-57D_20210805 | MW-57D | 08/05/2021 | <5 | <0.5 | <0.5 | <0.5 | <0.5 | <0.5 | <1 | <0.5 | <1 | <0.5 | <0.5 | <0.5 | <0.5 | <0.5 | <2 | <0.5 | <2 | <0.5 | <2 | <0.5 | <0.5 | <0.5 | <0.5 | <0.5 | <1 | <0.5 | <0.5 | <1 | <1.5 | <1 | <0.5 | <50 | <50 | <50 | <50 |
| 92559014 | MW-57D_20210901 | MW-57D | 09/01/2021 | <5 | <0.5 | <0.5 | <0.5 | <0.5 | <0.5 | <1 | <0.5 | <1 | <0.5 | <0.5 | <0.5 | <0.5 | <0.5 | <2 | <0.5 | <2 | <0.5 | <2 | <0.5 | <0.5 | <0.5 | <0.5 | <0.5 | <1 | <0.5 | <0.5 | <1 | <1.5 | <1 | <0.5 | <50 | <50 | <50 | <50 |
| 92563804 | MW-57D_20210928 | MW-57D | 09/28/2021 | **4.8J** | <0.5 | <0.5 | <0.5 | <0.5 | <0.5 | <0.5 | <0.5 | <0.6 | <0.5 | <0.5 | <0.5 | <0.5 | <0.5 | <0.6 | <0.5 | <5 | <0.5 | <0.5 | <0.5 | <0.5 | <0.5 | <0.5 | <0.5 | <0.5 | <0.5 | <0.5 | <0.5 | <1.5 | <1 | <0.5 | <100 | <100 | <100 | NA |
| 92570816 | MW-57D_20211104 | MW-57D | 11/04/2021 | **14.2** | <0.5 | <0.5 | <0.5 | <0.5 | <0.5 | <1 | <0.5 | <1 | <0.5 | <0.5 | <0.5 | <0.5 | <0.5 | <2 | <0.5 | <2 | <0.5 | <2 | <0.5 | <0.5 | <0.5 | <0.5 | <0.5 | <1 | <0.5 | <0.5 | <1 | <1.5 | <1 | <0.5 | <50 | <50 | <50 | <50 |
| 92575654 | MW-57D_20211202 | MW-57D | 12/02/2021 | <5 | <0.5 | <0.5 | <0.5 | <0.5 | <0.5 | <1 | <0.5 | <1 | <0.5 | <0.5 | <0.5 | <0.5 | <0.5 | <2 | <0.5 | <2 | <0.5 | <2 | <0.5 | <0.5 | <0.5 | <0.5 | <0.5 | <1 | <0.5 | <0.5 | <1 | <1.5 | <1 | <0.5 | <50 | <50 | <50 | <50 |
| 92583209 | MW-57D_20220105 | MW-57D | 01/05/2022 | **0.26J** | <0.5 | <0.5 | <0.5 | <0.5 | <0.5 | <1 | <0.5 | <1 | <0.5 | <0.5 | <0.5 | <0.5 | <0.5 | <2 | <0.5 | <2 | <0.5 | <2 | <0.5 | <0.5 | <0.5 | <0.5 | <0.5 | <1 | <0.5 | <0.5 | <1 | <1.5 | <1 | <0.5 | <50 | <50 | <50 | <50 |
| 92515213 | MW-59D (150-160) | MW-59D | 01/06/2021 | **6.9** | <0.50 | <0.50 | <0.50 | <0.50 | <0.50 | <1.0 | <0.50 | <1.0 | <0.50 | <0.50 | <0.50 | <0.50 | <0.50 | <2.0 | <0.50 | <2.0 | <0.50 | <2.0 | <0.50 | <0.50 | <0.50 | **34.3** | <0.50 | <1.0 | <0.50 | <0.50 | <1.0 | <1.5 | <1.0 | <0.50 | <100 | <100 | <100 | <100 |
| 92515213 | DUP-3 | MW-59D | 01/06/2021 | **9.9** | <0.50 | <0.50 | <0.50 | <0.50 | <0.50 | <1.0 | <0.50 | <1.0 | <0.50 | <0.50 | <0.50 | <0.50 | <0.50 | <2.0 | <0.50 | <2.0 | <0.50 | <2.0 | <0.50 | <0.50 | <0.50 | **35** | <0.50 | <1.0 | <0.50 | <0.50 | <1.0 | <1.5 | <1.0 | <0.50 | <100 | <100 | <100 | <100 |
| 92522123 | MW-59D_20210212 | MW-59D | 02/12/2021 | <5 | <0.5 | <0.5 | <0.5 | <0.5 | <0.5 | <1 | <0.5 | <1 | <0.5 | <0.5 | <0.5 | <0.5 | <0.5 | <2 | <0.5 | <2 | <0.5 | <2 | <0.5 | <0.5 | <0.5 | **23.3** | <0.5 | <1 | <0.5 | <0.5 | <1 | <1.5 | <1 | <0.5 | <100 | <100 | <100 | <100 |
| 92526977 | MW-59D_20210310 | MW-59D | 03/10/2021 | **5.7** | <0.5 | <0.5 | <0.5 | <0.5 | <0.5 | <1 | <0.5 | <1 | <0.5 | <0.5 | <0.5 | <0.5 | <0.5 | <2 | <0.5 | <2 | <0.5 | <2 | <0.5 | <0.5 | <0.5 | **13.1** | <0.5 | <1 | <0.5 | <0.5 | <1 | <1.5 | <1 | <0.5 | <100 | <100 | <100 | <100 |
| 92532417 | MW-59D_20210408 | MW-59D | 04/08/2021 | <5 | <0.5 | <0.5 | <0.5 | <0.5 | <0.5 | <1 | <0.5 | <1 | <0.5 | <0.5 | <0.5 | <0.5 | <0.5 | <2 | <0.5 | <2 | <0.5 | <2 | <0.5 | <0.5 | <0.5 | <0.5 | <0.5 | <1 | <0.5 | <0.5 | <1 | <1.5 | <1 | <0.5 | <50 | <50 | <50 | <50 |
| 92537784 | MW-59D_20210507 | MW-59D | 05/07/2021 | <5 | <0.5 | <0.5 | <0.5 | <0.5 | <0.5 | <1 | <0.5 | <1 | <0.5 | <0.5 | <0.5 | <0.5 | <0.5 | <2 | <0.5 | <2 | <0.5 | <2 | <0.5 | <0.5 | <0.5 | <0.5 | <0.5 | <1 | <0.5 | <0.5 | <1 | <1.5 | <1 | <0.5 | <50 | <50 | <50 | <50 |
| 92542611 | MW-59D_20210604 | MW-59D | 06/04/2021 | <5 | <0.5 | <0.5 | <0.5 | <0.5 | <0.5 | <1 | <0.5 | <1 | <0.5 | <0.5 | <0.5 | <0.5 | <0.5 | <2 | <0.5 | <2 | <0.5 | <2 | <0.5 | <0.5 | <0.5 | **0.83** | <0.5 | <1 | <0.5 | <0.5 | <1 | <1.5 | <1 | <0.5 | <50 | <50 | <50 | <50 |
| 92548787 | MW-59D_20210709 | MW-59D | 07/09/2021 | <5 | <0.5 | <0.5 | <0.5 | <0.5 | <0.5 | <1 | <0.5 | <1 | <0.5 | <0.5 | <0.5 | <0.5 | <0.5 | <2 | <0.5 | <2 | <0.5 | <2 | <0.5 | <0.5 | <0.5 | **0.55** | <0.5 | <1 | <0.5 | <0.5 | <1 | <1.5 | <1 | <0.5 | <50 | <50 | <50 | <50 |
| 92514602 | MW-61D(96.5-103.5) | MW-61D | 01/04/2021 | **8.3** | <0.50 | <0.50 | **2.8** | <0.50 | <0.50 | <1.0 | **11.3** | <1.0 | <0.50 | **0.65** | <0.50 | <0.50 | <0.50 | <2.0 | <0.50 | <2.0 | <0.50 | <2.0 | <0.50 | <0.50 | <0.50 | **2** | <0.50 | <1.0 | <0.50 | <0.50 | <1.0 | <1.5 | <1.0 | <0.50 | <100 | <100 | <100 | <100 |
| 92514602 | DUP-1 | MW-61D | 01/04/2021 | **12** | <0.50 | <0.50 | **3** | <0.50 | <0.50 | **1.1** | **11.4** | <1.0 | <0.50 | **0.55** | <0.50 | <0.50 | <0.50 | <2.0 | <0.50 | <2.0 | <0.50 | <2.0 | <0.50 | <0.50 | <0.50 | **1.5** | <0.50 | <1.0 | <0.50 | <0.50 | <1.0 | <1.5 | <1.0 | <0.50 | <100 | <100 | <100 | <100 |
| 92521555 | MW-61D_20210210 | MW-61D | 02/10/2021 | <5 | <0.5 | <0.5 | **3.3** | <0.5 | <0.5 | <1 | **12.9** | <1 | <0.5 | **0.89** | <0.5 | <0.5 | <0.5 | <2 | <0.5 | <2 | <0.5 | <2 | <0.5 | <0.5 | <0.5 | <0.5 | <0.5 | <1 | <0.5 | <0.5 | <1 | <1.5 | <1 | <0.5 | <100 | <100 | <100 | <100 |
| 92526977 | MW-61D_20210310 | MW-61D | 03/10/2021 | <5 | <0.5 | <0.5 | **3.1** | <0.5 | <0.5 | <1 | **12.0** | <1 | <0.5 | **0.59** | <0.5 | <0.5 | <0.5 | <2 | <0.5 | <2 | <0.5 | <2 | <0.5 | <0.5 | <0.5 | <0.5 | <0.5 | <1 | <0.5 | <0.5 | <1 | <1.5 | <1 | <0.5 | <100 | <100 | <100 | <100 |
| 92530256 | MW-61D_20210407 | MW-61D | 04/07/2021 | <5 | <0.5 | <0.5 | **2.8** | <0.5 | <0.5 | <1 | **12.0** | <1 | <0.5 | **0.84** | <0.5 | <0.5 | <0.5 | <2 | <0.5 | <2 | <0.5 | <2 | <0.5 | <0.5 | <0.5 | <0.5 | <0.5 | <1 | <0.5 | <0.5 | <1 | <1.5 | <1 | <0.5 | <50 | <50 | <50 | <50 |
| 92537784 | MW-61D_20210507 | MW-61D | 05/07/2021 | <5 | <0.5 | <0.5 | **2.8** | <0.5 | <0.5 | <1 | **12.7** | <1 | <0.5 | **0.67** | <0.5 | <0.5 | <0.5 | <2 | <0.5 | <2 | <0.5 | <2 | <0.5 | <0.5 | <0.5 | <0.5 | <0.5 | <1 | <0.5 | <0.5 | <1 | <1.5 | <1 | <0.5 | <50 | <50 | <50 | <50 |
| 92541993 | MW-61D_20210602 | MW-61D | 06/02/2021 | <5 | <0.5 | <0.5 | **2.5** | <0.5 | <0.5 | <1 | **11.8** | <1 | <0.5 | **0.60** | <0.5 | <0.5 | <0.5 | <2 | <0.5 | <2 | <0.5 | <2 | <0.5 | <0.5 | <0.5 | <0.5 | <0.5 | <1 | <0.5 | <0.5 | <1 | <1.5 | <1 | <0.5 | <50 | <50 | <50 | <50 |
| 92548787 | MW-61D_20210709 | MW-61D | 07/09/2021 | <5 | <0.5 | <0.5 | **1.4** | <0.5 | <0.5 | <1 | **7.1** | <1 | <0.5 | **0.36J** | <0.5 | <0.5 | <0.5 | <2 | <0.5 | <2 | <0.5 | <2 | <0.5 | <0.5 | <0.5 | <0.5 | <0.5 | <1 | <0.5 | <0.5 | <1 | <1.5 | <1 | <0.5 | <50 | <50 | <50 | <50 |
| 92553563 | MW-61D_20210804 | MW-61D | 08/04/2021 | <5 | <0.5 | <0.5 | **1.4** | <0.5 | <0.5 | <1 | **6.6** | <1 | <0.5 | <0.5 | <0.5 | <0.5 | <0.5 | <2 | <0.5 | <2 | <0.5 | <2 | <0.5 | <0.5 | <0.5 | <0.5 | <0.5 | <1 | <0.5 | <0.5 | <1 | <1.5 | <1 | <0.5 | <50 | <50 | <50 | <50 |
| 92559014 | MW-61D_20210901 | MW-61D | 09/01/2021 | <5 | <0.5 | <0.5 | **1.6** | <0.5 | <0.5 | <1 | **8.0** | <1 | <0.5 | <0.5 | <0.5 | <0.5 | <0.5 | <2 | <0.5 | <2 | <0.5 | <2 | <0.5 | <0.5 | <0.5 | <0.5 | <0.5 | <1 | <0.5 | <0.5 | <1 | <1.5 | <1 | <0.5 | <50 | <50 | <50 | <50 |
| 92559014 | DUP-2-20210901 | MW-61D | 09/01/2021 | <5 | <0.5 | <0.5 | **1.5** | <0.5 | <0.5 | <1 | **7.1** | <1 | <0.5 | **0.41J** | <0.5 | <0.5 | <0.5 | <2 | <0.5 | <2 | <0.5 | <2 | <0.5 | <0.5 | <0.5 | <0.5 | <0.5 | <1 | <0.5 | <0.5 | <1 | <1.5 | <1 | <0.5 | <50 | <50 | <50 | <50 |
| 92564336 | MW-61D_20210929 | MW-61D | 09/29/2021 | <5.0 | <0.5 | <0.5 | **2.0** | <0.5 | <0.5 | <0.5 | **9.0** | <0.6 | <0.5 | **0.38J** | <0.5 | <0.5 | <0.5 | <0.6 | <0.5 | <5 | <0.5 | <0.5 | <0.5 | <0.5 | <0.5 | <0.5 | <0.5 | <0.5 | <0.5 | <0.5 | <0.5 | <1.5 | <1 | <0.5 | <100 | <100 | <100 | NA |
| 92570483 | MW-61D_20211103 | MW-61D | 11/03/2021 | <5 | <0.5 | <0.5 | **1.3** | <0.5 | <0.5 | <1 | **6.3** | <1 | <0.5 | <0.5 | <0.5 | <0.5 | <0.5 | <2 | <0.5 | <2 | <0.5 | <2 | <0.5 | <0.5 | <0.5 | <0.5 | <0.5 | <1 | <0.5 | <0.5 | <1 | <1.5 | <1 | <0.5 | <50 | <50 | <50 | <50 |
| 92575654 | MW-61D_20211202 | MW-61D | 12/02/2021 | <5 | <0.5 | <0.5 | **1.2** | <0.5 | <0.5 | <1 | **5.6** | <1 | <0.5 | <0.5 | <0.5 | <0.5 | <0.5 | <2 | <0.5 | <2 | <0.5 | <2 | <0.5 | <0.5 | <0.5 | <0.5 | <0.5 | <1 | <0.5 | <0.5 | <1 | <1.5 | <1 | <0.5 | <50 | <50 | <50 | <50 |
| 92583376 | MW-61D_20220106 | MW-61D | 01/06/2022 | <5 | <0.5 | <0.5 | **1.1** | <0.5 | <0.5 | <1 | **4.9** | <1 | <0.5 | <0.5 | <0.5 | <0.5 | <0.5 | <2 | <0.5 | <2 | <0.5 | <2 | <0.5 | <0.5 | <0.5 | <0.5 | <0.5 | <1 | <0.5 | <0.5 | <1 | <1.5 | <1 | <0.5 | <50 | <50 | <50 | <50 |

**Table 5A**
**Summary of Monitoring Well Sampling Results**

Colonial Pipeline Company
2020-L1-SR2448
Huntersville, North Carolina

| Lab Report Number | Sample ID | Well ID | Sample Date | Metals (µg/L) | VOCs (µg/L) | | | | | | | | | | | | | | | | | | | | | | | | | | | | MADEP VPH (µg/L) | | | |
|---|---|---|---|---|---|---|---|---|---|---|---|---|---|---|---|---|---|---|---|---|---|---|---|---|---|---|---|---|---|---|---|---|---|---|---|---|
| | | | | Lead | Benzene | Bromochloromethane | Bromodichloromethane | n-Butylbenzene | sec-Butylbenzene | Chloroethane | Chloroform | Chloromethane | 2-Chlorotoluene | Dibromochloromethane | 1,2-Dichloroethane | Diisopropyl ether | Ethylbenzene | Hexachloro-1,3-butadiene | Isopropylbenzene (Cumene) | Methylene Chloride | Methyl-tert-butyl ether | Naphthalene | n-Propylbenzene | Styrene | Tetrachloroethene | Toluene | Trichloroethene | Trichlorofluoromethane | 1,2,4-Trimethylbenzene | 1,3,5-Trimethylbenzene | Vinyl chloride | Xylene (Total) | m&p-Xylene | o-Xylene | C5 - C8 Aliphatics | C9 - C12 Aliphatics | C9 - C10 Aromatics | VPH (Total) |
| **NCAC 2L Standards** | | | | **15** | **1** | **NE** | **0.6** | **70** | **70** | **3000** | **70** | **3** | **100** | **0.4** | **0.4** | **70** | **600** | **0.4** | **70** | **5** | **20** | **6** | **70** | **70** | **0.7** | **600** | **3** | **2000** | **400** | **400** | **0.03** | **500** | **500** | **500** | **400** | **700** | **200** | **NE** |
| **IMAC Standards** | | | | -- | -- | -- | -- | -- | -- | -- | -- | -- | -- | -- | -- | -- | -- | -- | -- | -- | -- | -- | -- | -- | -- | -- | -- | -- | -- | -- | -- | -- | -- | -- | -- | -- | -- |
| 92515858 | MW-62D (125-143) | MW-62D | 01/07/2021 | <5.0 | <0.50 | <0.50 | <0.50 | <0.50 | <0.50 | <1.0 | <0.50 | <1.0 | <0.50 | <0.50 | <0.50 | <0.50 | <0.50 | <2.0 | <0.50 | <2.0 | <0.50 | <2.0 | <0.50 | <0.50 | <0.50 | <0.50 | <0.50 | <1.0 | <0.50 | <0.50 | <1.0 | <1.5 | <1.0 | <0.50 | <100 | <100 | <100 | <100 |
| 92522265 | MW-62D_20210215 | MW-62D | 02/15/2021 | <5 | <0.5 | <0.5 | <0.5 | <0.5 | <0.5 | <1 | <0.5 | <1 | <0.5 | <0.5 | <0.5 | <0.5 | <0.5 | <2 | <0.5 | <2 | <0.5 | <2 | <0.5 | <0.5 | <0.5 | <0.5 | <0.5 | <1 | <0.5 | <0.5 | <1 | <1.5 | <1 | <0.5 | <100 | <100 | <100 | <100 |
| 92526264 | MW-62D_20210308 | MW-62D | 03/08/2021 | <5 | <0.5 | <0.5 | <0.5 | <0.5 | <0.5 | <1 | <0.5 | <1 | <0.5 | <0.5 | <0.5 | <0.5 | <0.5 | <2 | <0.5 | <2 | <0.5 | <2 | <0.5 | <0.5 | <0.5 | <0.5 | <0.5 | <1 | <0.5 | <0.5 | <1 | <1.5 | <1 | <0.5 | <100 | <100 | <100 | <100 |
| 92531580 | MW-62D_20210406 | MW-62D | 04/06/2021 | <5 | <0.5 | <0.5 | <0.5 | <0.5 | <0.5 | <1 | <0.5 | <1 | <0.5 | <0.5 | <0.5 | <0.5 | **0.52** | <2 | <0.5 | <2 | <0.5 | <2 | <0.5 | <0.5 | <0.5 | <0.5 | <0.5 | <1 | <0.5 | <0.5 | <1 | **2.6** | **1.0** | **1.6** | <50 | <50 | <50 | <50 |
| 92537466 | MW-62D_20210506 | MW-62D | 05/06/2021 | <5 | <0.5 | <0.5 | <0.5 | <0.5 | <0.5 | <1 | <0.5 | <1 | <0.5 | <0.5 | <0.5 | <0.5 | **0.39J** | <2 | <0.5 | <2 | <0.5 | <2 | <0.5 | <0.5 | <0.5 | **0.68** | <0.5 | <1 | <0.5 | <0.5 | <1 | **1.99** | **0.89J** | **1.1** | <50 | <50 | <50 | <50 |
| 92541703 | MW-62D_20210601 | MW-62D | 06/01/2021 | <5 | <0.5 | <0.5 | <0.5 | <0.5 | <0.5 | <1 | <0.5 | <1 | <0.5 | <0.5 | <0.5 | <0.5 | **0.78** | <2 | <0.5 | <2 | <0.5 | <2 | <0.5 | <0.5 | <0.5 | **3.1** | <0.5 | <1 | **0.69** | <0.5 | <1 | **4.40** | **2.6** | **1.8** | <50 | <50 | <50 | <50 |
| 92547899 | MW-62D_20210706 | MW-62D | 07/06/2021 | <5 | <0.5 | <0.5 | <0.5 | <0.5 | <0.5 | <1 | <0.5 | <1 | <0.5 | <0.5 | <0.5 | <0.5 | **0.45J** | <2 | <0.5 | <2 | <0.5 | <2 | <0.5 | <0.5 | <0.5 | **1.7** | <0.5 | <1 | <0.5 | <0.5 | <1 | **2.35** | **1.5** | **0.85** | <50 | <50 | <50 | <50 |
| 92553185 | MW-62D_20210803 | MW-62D | 08/03/2021 | <5 | <0.5 | <0.5 | <0.5 | <0.5 | <0.5 | <1 | <0.5 | <1 | <0.5 | <0.5 | <0.5 | <0.5 | <0.5 | <2 | <0.5 | <2 | <0.5 | <2 | <0.5 | <0.5 | <0.5 | **0.93** | <0.5 | <1 | <0.5 | <0.5 | <1 | **1.41** | **0.88J** | **0.53** | <50 | <50 | <50 | <50 |
| 92558447 | MW-62D_20210830 | MW-62D | 08/30/2021 | <5 | <0.5 | <0.5 | <0.5 | <0.5 | <0.5 | <1 | <0.5 | <1 | <0.5 | <0.5 | <0.5 | <0.5 | <0.5 | <2 | <0.5 | <2 | <0.5 | <2 | <0.5 | <0.5 | <0.5 | <0.5 | <0.5 | <1 | <0.5 | <0.5 | <1 | <1 | <1 | <0.5 | <50 | <50 | <50 | <50 |
| 92564327 | MW-62D_20210930 | MW-62D | 09/30/2021 | **5.6** | <0.5 | <0.5 | <0.5 | <0.5 | <0.5 | <0.5 | <0.5 | <0.6 | <0.5 | <0.5 | <0.5 | <0.5 | **0.20J** | <0.6 | <0.5 | <5 | <0.5 | <0.5 | <0.5 | <0.5 | <0.5 | **0.53** | <0.5 | <0.5 | **0.14J** | <0.5 | <0.5 | **1.19J** | **0.83J** | **0.36J** | <100 | <100 | <100 | NA |
| 92570178 | MW-62D_20211102 | MW-62D | 11/02/2021 | <5 | <0.5 | <0.5 | <0.5 | <0.5 | <0.5 | <1 | <0.5 | <1 | <0.5 | <0.5 | <0.5 | <0.5 | <0.5 | <2 | <0.5 | <2 | <0.5 | <2 | <0.5 | <0.5 | <0.5 | <0.5 | <0.5 | <1 | <0.5 | <0.5 | <1 | <1.5 | <1 | <0.5 | <50 | <50 | <50 | <50 |
| 92575208 | MW-62D_20211201 | MW-62D | 12/01/2021 | <5 | <0.5 | <0.5 | <0.5 | <0.5 | <0.5 | <1 | <0.5 | <1 | <0.5 | <0.5 | <0.5 | <0.5 | <0.5 | <2 | <0.5 | <2 | <0.5 | <2 | <0.5 | <0.5 | <0.5 | <0.5 | <0.5 | <1 | <0.5 | <0.5 | <1 | <1.5 | <1 | <0.5 | <50 | <50 | <50 | <50 |
| 92580901<br>92580902 | MW-62D_20220104 | MW-62D | 01/04/2022 | <10 | <0.5 | <0.5 | <0.5 | <0.5 | <0.5 | <1 | <0.5 | <1 | <0.5 | <0.5 | <0.5 | <0.5 | <0.5 | <2 | <0.5 | <2 | <0.5 | <2 | <0.5 | <0.5 | <0.5 | <0.5 | <0.5 | <1 | <0.5 | <0.5 | <1 | <1.5 | <1 | <0.5 | <50 | <50 | <50 | <50 |
| 92515642 | MW-65D (115-150) | MW-65D | 01/07/2021 | **12.2** | <0.50 | <0.50 | <0.50 | <0.50 | <0.50 | <1.0 | <0.50 | <1.0 | <0.50 | <0.50 | <0.50 | <0.50 | <0.50 | <2.0 | <0.50 | <2.0 | <0.50 | <2.0 | <0.50 | <0.50 | <0.50 | <0.50 | <0.50 | <1.0 | <0.50 | <0.50 | <1.0 | <1.5 | <1.0 | <0.50 | <100 | <100 | <100 | <100 |
| 92515543 | DUP-1-20210107 | MW-65D | 01/07/2021 | **20.8** | <0.50 | <0.50 | <0.50 | <0.50 | <0.50 | <1.0 | <0.50 | <1.0 | <0.50 | <0.50 | <0.50 | <0.50 | <0.50 | <2.0 | <0.50 | <2.0 | <0.50 | <2.0 | <0.50 | <0.50 | <0.50 | <0.50 | <0.50 | <1.0 | <0.50 | <0.50 | <1.0 | <1.5 | <1.0 | <0.50 | <100 | <100 | <100 | <100 |
| 92522267 | MW-65D_20210215 | MW-65D | 02/15/2021 | **9.6** | <0.5 | <0.5 | <0.5 | <0.5 | <0.5 | <1 | <0.5 | <1 | <0.5 | <0.5 | <0.5 | <0.5 | <0.5 | <2 | <0.5 | <2 | <0.5 | <2 | <0.5 | <0.5 | <0.5 | <0.5 | <0.5 | <1 | <0.5 | <0.5 | <1 | <1.5 | <1 | <0.5 | <100 | <100 | <100 | <100 |
| 92522267 | DUP-1-20210215 | MW-65D | 02/15/2021 | **14.4** | <0.5 | <0.5 | <0.5 | <0.5 | <0.5 | <1 | <0.5 | <1 | <0.5 | <0.5 | <0.5 | <0.5 | <0.5 | <2 | <0.5 | <2 | <0.5 | <2 | <0.5 | <0.5 | <0.5 | **0.53** | <0.5 | <1 | <0.5 | <0.5 | <1 | <1.5 | <1 | <0.5 | <100 | <100 | <100 | <100 |
| 92526262 | MW-65D_20210308 | MW-65D | 03/08/2021 | **12** | <0.5 | <0.5 | <0.5 | <0.5 | <0.5 | <1 | <0.5 | <1 | <0.5 | <0.5 | <0.5 | <0.5 | <0.5 | <2 | <0.5 | <2 | <0.5 | <2 | <0.5 | <0.5 | <0.5 | <0.5 | <0.5 | <1 | <0.5 | <0.5 | <1 | <1.5 | <1 | <0.5 | <100 | <100 | <100 | <100 |
| 92531238 | MW-65D-20210405 | MW-65D | 04/05/2021 | <5 | <0.5 | <0.5 | <0.5 | <0.5 | <0.5 | <1 | <0.5 | <1 | <0.5 | <0.5 | <0.5 | <0.5 | <0.5 | <2 | <0.5 | <2 | <0.5 | <2 | <0.5 | <0.5 | <0.5 | <0.5 | <0.5 | <1 | **0.53** | <0.5 | <1 | **3.8** | **2.6** | **1.2** | <50 | <50 | <50 | <50 |
| 92536430 | MW-65D_20210503 | MW-65D | 05/03/2021 | <5 | <0.5 | <0.5 | <0.5 | <0.5 | <0.5 | <1 | <0.5 | <1 | <0.5 | <0.5 | <0.5 | <0.5 | <0.5 | <2 | <0.5 | <2 | <0.5 | <2 | <0.5 | <0.5 | <0.5 | <0.5 | <0.5 | <1 | <0.5 | <0.5 | <1 | **1.61** | **1.2** | **0.41J** | <50 | <50 | <50 | <50 |
| 92537720 | MW-65D_20210507 | MW-65D | 05/07/2021 | <5 | <0.5 | <0.5 | <0.5 | <0.5 | <0.5 | <1 | <0.5 | <1 | <0.5 | <0.5 | <0.5 | <0.5 | <0.5 | <2 | <0.5 | <2 | <0.5 | <2 | <0.5 | <0.5 | <0.5 | <0.5 | <0.5 | <1 | <0.5 | <0.5 | <1 | <1 | <1 | <0.5 | <50 | <50 | <50 | <50 |
| 92541706 | MW-65D_20210601 | MW-65D | 06/01/2021 | <5 | <0.5 | <0.5 | <0.5 | <0.5 | <0.5 | <1 | <0.5 | <1 | <0.5 | <0.5 | <0.5 | <0.5 | <0.5 | <2 | <0.5 | <2 | <0.5 | <2 | <0.5 | <0.5 | <0.5 | <0.5 | <0.5 | <1 | <0.5 | <0.5 | <1 | <1.5 | <1 | <0.5 | <50 | <50 | <50 | <50 |
| 92547898 | MW-65D_20210706 | MW-65D | 07/06/2021 | <5 | <0.5 | <0.5 | <0.5 | <0.5 | <0.5 | <1 | <0.5 | <1 | <0.5 | <0.5 | <0.5 | <0.5 | <0.5 | <2 | <0.5 | <2 | <0.5 | <2 | <0.5 | <0.5 | <0.5 | <0.5 | <0.5 | <1 | <0.5 | <0.5 | <1 | <1.5 | <1 | <0.5 | <50 | <50 | <50 | <50 |
| 92552963 | MW-65D_20210802 | MW-65D | 08/02/2021 | <5 | <0.5 | <0.5 | <0.5 | <0.5 | <0.5 | <1 | <0.5 | <1 | <0.5 | <0.5 | <0.5 | <0.5 | <0.5 | <2 | <0.5 | <2 | <0.5 | <2 | <0.5 | <0.5 | <0.5 | <0.5 | <0.5 | <1 | <0.5 | <0.5 | <1 | <1.5 | <1 | <0.5 | <50 | <50 | <50 | <50 |
| 92558449 | MW-65D_20210830 | MW-65D | 08/30/2021 | <5 | <0.5 | <0.5 | <0.5 | <0.5 | <0.5 | <1 | <0.5 | <1 | <0.5 | <0.5 | <0.5 | <0.5 | <0.5 | <2 | <0.5 | <2 | <0.5 | <2 | <0.5 | <0.5 | <0.5 | <0.5 | <0.5 | <1 | <0.5 | <0.5 | <1 | <1.5 | <1 | <0.5 | <50 | <50 | <50 | <50 |
| 92564680 | MW-65D_20211004 | MW-65D | 10/04/2021 | <5.0 | <0.5 | <0.5 | <0.5 | <0.5 | <0.5 | <0.5 | <0.5 | <0.6 | <0.5 | <0.5 | <0.5 | <0.5 | <0.5 | <0.6 | <0.5 | <5 | <0.5 | <0.5 | <0.5 | <0.5 | <0.5 | **0.15J** | <0.5 | <0.5 | <0.5 | <0.5 | <0.5 | **0.29J** | **0.29J** | <0.5 | <100 | <100 | <100 | NA |
| 92569881 | MW-65D_20211101 | MW-65D | 11/01/2021 | <5 | <0.5 | <0.5 | <0.5 | <0.5 | <0.5 | <1 | <0.5 | <1 | <0.5 | <0.5 | <0.5 | <0.5 | <0.5 | <2 | <0.5 | <2 | <0.5 | <2 | <0.5 | <0.5 | <0.5 | <0.5 | <0.5 | <1 | <0.5 | <0.5 | <1 | <1.5 | <1 | <0.5 | <50 | <50 | <50 | <50 |
| 92574898 | MW-65D_20211130 | MW-65D | 11/30/2021 | <5 | <0.5 | <0.5 | <0.5 | <0.5 | <0.5 | <1 | <0.5 | <1 | <0.5 | <0.5 | <0.5 | <0.5 | <0.5 | <2 | <0.5 | <2 | <0.5 | <2 | <0.5 | <0.5 | <0.5 | <0.5 | <0.5 | <1 | <0.5 | <0.5 | <1 | <1.5 | <1 | <0.5 | <50 | <50 | <50 | <50 |
| 92574898 | DUP-1-20211130 | MW-65D | 11/30/2021 | <5 | <0.5 | <0.5 | <0.5 | <0.5 | <0.5 | <1 | <0.5 | <1 | <0.5 | <0.5 | <0.5 | <0.5 | <0.5 | <2 | <0.5 | <2 | <0.5 | <2 | <0.5 | <0.5 | <0.5 | <0.5 | <0.5 | <1 | <0.5 | <0.5 | <1 | <1.5 | <1 | <0.5 | <50 | <50 | <50 | <50 |
| 92580643<br>92580642 | MW-65D_20220103 | MW-65D | 01/03/2022 | <5 | <0.5 | <0.5 | <0.5 | <0.5 | <0.5 | <1 | <0.5 | <1 | <0.5 | <0.5 | <0.5 | <0.5 | <0.5 | <2 | <0.5 | <2 | <0.5 | <2 | <0.5 | <0.5 | <0.5 | <0.5 | <0.5 | <1 | <0.5 | <0.5 | <1 | <1.5 | <1 | <0.5 | <50 | <50 | <50 | <50 |
| 92580643<br>92580642 | DUP-1-20220103 | MW-65D | 01/03/2022 | <5 | <0.5 | <0.5 | <0.5 | <0.5 | <0.5 | <1 | <0.5 | <1 | <0.5 | <0.5 | <0.5 | <0.5 | <0.5 | <2 | <0.5 | <2 | <0.5 | <2 | <0.5 | <0.5 | <0.5 | <0.5 | <0.5 | <1 | <0.5 | <0.5 | <1 | <1.5 | <1 | <0.5 | <50 | <50 | <50 | <50 |
| 92527326 | MW-79D_20210311 | MW-79D | 03/11/2021 | **10.8** | <0.5 | <0.5 | <0.5 | <0.5 | <0.5 | <1 | <0.5 | <1 | <0.5 | <0.5 | <0.5 | <0.5 | <0.5 | <2 | <0.5 | <2 | <0.5 | <2 | <0.5 | <0.5 | <0.5 | **7.2** | <0.5 | <1 | <0.5 | <0.5 | <1 | <1.5 | <1 | <0.5 | <50 | <50 | <50 | <50 |
| 92531585 | MW-79D_20210406 | MW-79D | 04/06/2021 | <5 | <0.5 | <0.5 | <0.5 | <0.5 | <0.5 | <1 | **0.61** | <1 | <0.5 | <0.5 | <0.5 | <0.5 | <0.5 | <2 | <0.5 | <2 | <0.5 | <2 | <0.5 | <0.5 | <0.5 | **12** | <0.5 | <1 | <0.5 | <0.5 | <1 | <1.5 | <1 | <0.5 | **53.9** | <50 | <50 | **53.9** |
| 92537153 | MW-79D_20210505 | MW-79D | 05/05/2021 | <5 | <0.5 | <0.5 | <0.5 | <0.5 | <0.5 | <1 | <0.5 | <1 | <0.5 | <0.5 | <0.5 | <0.5 | <0.5 | <2 | <0.5 | <2 | <0.5 | <2 | <0.5 | <0.5 | <0.5 | **4.1** | <0.5 | **0.33J** | <0.5 | <0.5 | <1 | <1 | <1 | <0.5 | <50 | <50 | <50 | <50 |
| 92541992 | MW-79D_20210602 | MW-79D | 06/02/2021 | <5 | <0.5 | <0.5 | <0.5 | <0.5 | <0.5 | <1 | <0.5 | <1 | <0.5 | <0.5 | <0.5 | <0.5 | <0.5 | <2 | <0.5 | <2 | <0.5 | <2 | <0.5 | <0.5 | <0.5 | **2.3** | <0.5 | **0.36J** | <0.5 | <0.5 | <1 | <1.5 | <1 | <0.5 | <50 | <50 | <50 | <50 |
| 92548170 | MW-79D_20210707 | MW-79D | 07/07/2021 | <5 | <0.5 | <0.5 | <0.5 | <0.5 | <0.5 | <1 | <0.5 | <1 | <0.5 | <0.5 | <0.5 | <0.5 | <0.5 | <2 | <0.5 | <2 | <0.5 | <2 | <0.5 | <0.5 | <0.5 | **6.1** | <0.5 | <1 | <0.5 | <0.5 | <1 | <1.5 | <1 | <0.5 | <50 | <50 | <50 | <50 |
| 92553519 | MW-79D_20210804 | MW-79D | 08/04/2021 | <5 | <0.5 | <0.5 | <0.5 | <0.5 | <0.5 | <1 | <0.5 | <1 | <0.5 | <0.5 | <0.5 | <0.5 | <0.5 | <2 | <0.5 | <2 | <0.5 | <2 | <0.5 | <0.5 | <0.5 | **6** | <0.5 | <1 | <0.5 | <0.5 | <1 | <1.5 | <1 | <0.5 | <50 | <50 | <50 | **61** |
| 92558737 | MW-79D_20210831 | MW-79D | 08/31/2021 | <5 | <0.5 | <0.5 | <0.5 | <0.5 | <0.5 | <1 | <0.5 | <1 | <0.5 | <0.5 | <0.5 | <0.5 | <0.5 | <2 | <0.5 | <2 | <0.5 | <2 | <0.5 | <0.5 | <0.5 | **8.5** | <0.5 | <1 | <0.5 | <0.5 | <1 | <1.5 | <1 | <0.5 | <50 | <50 | <50 | **52.5** |
| 92564485 | MW-79D_20211001 | MW-79D | 10/01/2021 | <5.0 | <0.5 | <0.5 | <0.5 | <0.5 | <0.5 | <0.5 | <0.5 | <0.6 | <0.5 | <0.5 | <0.5 | <0.5 | **0.11J** | <0.6 | <0.5 | <5 | <0.5 | <0.5 | <0.5 | <0.5 | <0.5 | **8.8** | <0.5 | <0.5 | **0.11J** | <0.5 | **0.22J** | **0.83J** | **0.58J** | **0.25J** | <100 | <100 | <100 | NA |
| 92570181 | MW-79D_20211102 | MW-79D | 11/02/2021 | <5 | <0.5 | <0.5 | <0.5 | <0.5 | <0.5 | <1 | <0.5 | <1 | <0.5 | <0.5 | <0.5 | <0.5 | <0.5 | <2 | <0.5 | <2 | <0.5 | <2 | <0.5 | <0.5 | <0.5 | **6.8** | <0.5 | <1 | <0.5 | <0.5 | <1 | <1.5 | <1 | <0.5 | <50 | <50 | <50 | <50 |
| 92575206 | MW-79D_20211201 | MW-79D | 12/01/2021 | <5 | <0.5 | <0.5 | <0.5 | <0.5 | <0.5 | <1 | <0.5 | <1 | <0.5 | <0.5 | <0.5 | <0.5 | <0.5 | <2 | <0.5 | <2 | <0.5 | <2 | <0.5 | <0.5 | <0.5 | **6.0** | <0.5 | <1 | <0.5 | <0.5 | <1 | <1.5 | <1 | <0.5 | <50 | <50 | <50 | <50 |
| 92580930<br>92580955 | MW-79D_20220104 | MW-79D | 01/04/2022 | **1.2J** | <0.5 | <0.5 | <0.5 | <0.5 | <0.5 | <1 | <0.5 | <1 | <0.5 | <0.5 | <0.5 | <0.5 | <0.5 | <2 | <0.5 | <2 | <0.5 | <2 | <0.5 | <0.5 | <0.5 | **5.4** | <0.5 | <1 | <0.5 | <0.5 | <1 | <1.5 | <1 | <0.5 | <50 | <50 | <50 | <50 |
| 92548170 | MW-81D_20210707 | MW-81D | 07/07/2021 | <5 | <0.5 | <0.5 | <0.5 | <0.5 | <0.5 | <1 | <0.5 | <1 | <0.5 | <0.5 | <0.5 | <0.5 | <0.5 | <2 | <0.5 | <2 | <0.5 | <2 | <0.5 | <0.5 | <0.5 | <0.5 | <0.5 | <1 | <0.5 | <0.5 | <1 | <1.5 | <1 | <0.5 | <50 | <50 | <50 | <50 |
| 92553189 | MW-81D_20210803 | MW-81D | 08/03/2021 | <5 | <0.5 | <0.5 | <0.5 | <0.5 | <0.5 | <1 | <0.5 | <1 | <0.5 | <0.5 | <0.5 | <0.5 | <0.5 | <2 | <0.5 | <2 | <0.5 | <2 | <0.5 | <0.5 | <0.5 | <0.5 | <0.5 | <1 | <0.5 | <0.5 | <1 | <1.5 | <1 | <0.5 | <50 | <50 | <50 | <50 |
| 92558741 | MW-81D_20210831 | MW-81D | 08/31/2021 | **7.4** | <0.5 | <0.5 | <0.5 | <0.5 | <0.5 | <1 | <0.5 | <1 | <0.5 | <0.5 | <0.5 | <0.5 | <0.5 | <2 | <0.5 | <2 | <0.5 | <2 | <0.5 | <0.5 | <0.5 | <0.5 | <0.5 | <1 | <0.5 | <0.5 | <1 | <1.5 | <1 | <0.5 | <50 | <50 | <50 | <50 |
| 92564485 | MW-81D_20211001 | MW-81D | 10/01/2021 | <5.0 | <0.5 | <0.5 | <0.5 | <0.5 | <0.5 | <0.5 | <0.5 | <0.6 | <0.5 | <0.5 | <0.5 | <0.5 | **0.13J** | <0.6 | <0.5 | <5 | <0.5 | <0.5 | <0.5 | <0.5 | <0.5 | **0.43J** | <0.5 | <0.5 | <0.5 | <0.5 | <0.5 | **0.72J** | **0.53J** | **0.19J** | <100 | <100 | <100 | NA |
| 92570181 | MW-81D_20211102 | MW-81D | 11/02/2021 | <5 | <0.5 | <0.5 | <0.5 | <0.5 | <0.5 | <1 | <0.5 | <1 | <0.5 | <0.5 | <0.5 | <0.5 | <0.5 | <2 | <0.5 | <2 | <0.5 | <2 | <0.5 | <0.5 | <0.5 | <0.5 | <0.5 | <1 | <0.5 | <0.5 | <1 | <1.5 | <1 | <0.5 | <50 | <50 | <50 | <50 |

**Table 5A**
**Summary of Monitoring Well Sampling Results**

Colonial Pipeline Company
2020-L1-SR2448
Huntersville, North Carolina

| Lab Report Number | Sample ID | Well ID | Sample Date | Metals (µg/L) | VOCs (µg/L) | | | | | | | | | | | | | | | | | | | | | | | | | | | | MADEP VPH (µg/L) | | | |
|---|---|---|---|---|---|---|---|---|---|---|---|---|---|---|---|---|---|---|---|---|---|---|---|---|---|---|---|---|---|---|---|---|---|---|---|---|
| | | | | Lead | Benzene | Bromochloromethane | Bromodichloromethane | n-Butylbenzene | sec-Butylbenzene | Chloroethane | Chloroform | Chloromethane | 2-Chlorotoluene | Dibromochloromethane | 1,2-Dichloroethane | Diisopropyl ether | Ethylbenzene | Hexachloro-1,3-butadiene | Isopropylbenzene (Cumene) | Methylene Chloride | Methyl-tert-butyl ether | Naphthalene | n-Propylbenzene | Styrene | Tetrachloroethene | Toluene | Trichloroethene | Trichlorofluoromethane | 1,2,4-Trimethylbenzene | 1,3,5-Trimethylbenzene | Vinyl chloride | Xylene (Total) | m&p-Xylene | o-Xylene | C5 - C8 Aliphatics | C9 - C12 Aliphatics | C9 - C10 Aromatics | VPH (Total) |
| **NCAC 2L Standards** | | | | **15** | **1** | **NE** | **0.6** | **70** | **70** | **3000** | **70** | **3** | **100** | **0.4** | **0.4** | **70** | **600** | **0.4** | **70** | **5** | **20** | **6** | **70** | **70** | **0.7** | **600** | **3** | **2000** | **400** | **400** | **0.03** | **500** | **500** | **500** | **400** | **700** | **200** | **NE** |
| **IMAC Standards** | | | | -- | -- | -- | -- | -- | -- | -- | -- | -- | -- | -- | -- | -- | -- | -- | -- | -- | -- | -- | -- | -- | -- | -- | -- | -- | -- | -- | -- | -- | -- | -- | -- | -- | -- |
| 92575206 | MW-81D_20211201 | MW-81D | 12/01/2021 | <5 | <0.5 | <0.5 | <0.5 | <0.5 | <0.5 | <1 | <0.5 | <1 | <0.5 | <0.5 | <0.5 | <0.5 | <0.5 | <2 | <0.5 | <2 | <0.5 | <2 | <0.5 | <0.5 | <0.5 | <0.5 | <0.5 | <1 | <0.5 | <0.5 | <1 | <1.5 | <1 | <0.5 | <50 | <50 | <50 | <50 |
| 92575206 | DUP-1-20211201 | MW-81D | 12/01/2021 | <5 | <0.5 | <0.5 | <0.5 | <0.5 | <0.5 | <1 | <0.5 | <1 | <0.5 | <0.5 | <0.5 | <0.5 | <0.5 | <2 | <0.5 | <2 | <0.5 | <2 | <0.5 | <0.5 | <0.5 | <0.5 | <0.5 | <1 | <0.5 | <0.5 | <1 | <1.5 | <1 | <0.5 | <50 | <50 | <50 | <50 |
| 92580903<br>92580955 | MW-81D_20220104 | MW-81D | 01/04/2022 | **0.14J** | <0.5 | <0.5 | <0.5 | <0.5 | <0.5 | <1 | <0.5 | <1 | <0.5 | <0.5 | <0.5 | <0.5 | <0.5 | <2 | <0.5 | <2 | <0.5 | <2 | <0.5 | <0.5 | <0.5 | <0.5 | <0.5 | <1 | <0.5 | <0.5 | <1 | <1.5 | <1 | <0.5 | <50 | <50 | <50 | <50 |
| 92559331 | MW-89D_20210902 | MW-89D | 09/02/2021 | <5 | <0.5 | <0.5 | <0.5 | <0.5 | <0.5 | <1 | **1.5** | <1 | <0.5 | <0.5 | <0.5 | <0.5 | <0.5 | <2 | <0.5 | <2 | <0.5 | <2 | <0.5 | <0.5 | <0.5 | <0.5 | <0.5 | <1 | <0.5 | <0.5 | <1 | <1.5 | <1 | <0.5 | <50 | <50 | <50 | <50 |
| 92561826 | MW-89D_20210916 | MW-89D | 09/16/2021 | <5 | <0.5 | <0.5 | <0.5 | <0.5 | <0.5 | <1 | **1.6** | <1 | <0.5 | <0.5 | <0.5 | <0.5 | <0.5 | <2 | <0.5 | <2 | <0.5 | <2 | <0.5 | <0.5 | <0.5 | <0.5 | <0.5 | <1 | <0.5 | <0.5 | <1 | <1.5 | <1 | <0.5 | <50 | <50 | <50 | <50 |
| 92563487 | MW-89D_20210927 | MW-89D | 09/27/2021 | <5 | <0.5 | <0.5 | **0.34J** | <0.5 | <0.5 | <0.5 | **2.0** | <1 | <0.5 | <0.5 | <0.5 | <0.5 | <0.5 | <0.6 | <0.5 | <5 | <0.5 | <0.5 | <0.5 | <0.5 | <0.5 | <0.5 | <0.5 | <0.5 | <0.5 | <0.5 | <0.5 | **0.82J** | **0.58J** | **0.24J** | <100 | <100 | <100 | NA |
| 92570483 | MW-89D_20211103 | MW-89D | 11/03/2021 | <5 | <0.5 | <0.5 | <0.5 | <0.5 | <0.5 | <1 | **1.7** | <1 | <0.5 | <0.5 | <0.5 | <0.5 | <0.5 | <2 | <0.5 | <2 | <0.5 | <2 | <0.5 | <0.5 | <0.5 | <0.5 | <0.5 | <1 | <0.5 | <0.5 | <1 | <1.5 | <1 | <0.5 | <50 | <50 | <50 | <50 |
| 92575654 | MW-89D_20211202 | MW-89D | 12/02/2021 | **8.1** | <0.5 | <0.5 | <0.5 | <0.5 | <0.5 | <1 | **1.4** | <1 | <0.5 | <0.5 | <0.5 | <0.5 | <0.5 | <2 | <0.5 | <2 | <0.5 | <2 | <0.5 | <0.5 | <0.5 | <0.5 | <0.5 | <1 | <0.5 | <0.5 | <1 | <1.5 | <1 | <0.5 | <50 | <50 | <50 | <50 |
| 92581742 | MW-89D_20220107 | MW-89D | 01/07/2022 | **21.1** | <0.5 | <0.5 | <0.5 | <0.5 | <0.5 | <1 | **1.1** | <1 | <0.5 | <0.5 | <0.5 | <0.5 | <0.5 | <2 | <0.5 | <2 | <0.5 | <2 | <0.5 | <0.5 | <0.5 | <0.5 | <0.5 | <1 | <0.5 | <0.5 | <1 | <1.5 | <1 | <0.5 | <50 | <50 | <50 | <50 |
| 92561826 | MW-90DD_20210916 | MW-90DD | 09/16/2021 | <5 | <0.5 | <0.5 | <0.5 | <0.5 | <0.5 | <1 | <0.5 | <1 | <0.5 | <0.5 | <0.5 | <0.5 | <0.5 | <2 | <0.5 | <2 | <0.5 | <2 | <0.5 | <0.5 | <0.5 | **0.72** | <0.5 | <1 | <0.5 | <0.5 | <1 | **1.14** | **0.80J** | **0.34J** | <50 | <50 | <50 | <50 |
| 92570816 | MW-90DD_20211104 | MW-90DD | 11/04/2021 | <5 | **7.4** | <0.5 | <0.5 | <0.5 | <0.5 | <1 | <0.5 | <1 | <0.5 | <0.5 | <0.5 | **3.7** | **1.0** | <2 | <0.5 | <2 | **1.6** | <2 | <0.5 | <0.5 | <0.5 | **12.6** | <0.5 | <1 | <0.5 | <0.5 | <1 | **5.1** | **3.4** | **1.7** | **85.6** | <50 | <50 | **99.8** |
| 92573585 | MW-90DD_20211119 | MW-90DD | 11/19/2021 | <5 | **10.8** | <0.5 | <0.5 | <0.5 | <0.5 | <1 | <0.5 | <1 | <0.5 | <0.5 | <0.5 | **5.0** | **1.3** | <2 | <0.5 | <2 | **2.1** | <2 | <0.5 | <0.5 | <0.5 | **18.7** | <0.5 | <1 | **0.66** | <0.5 | <1 | **7.4** | **4.9** | **2.5** | **137** | <50 | <50 | **174** |
| 92575770 | MW-90DD_20211203 | MW-90DD | 12/03/2021 | <5 | **15.3** | <0.5 | <0.5 | <0.5 | <0.5 | <1 | <0.5 | <1 | <0.5 | <0.5 | <0.5 | **6.0** | **1.8** | <2 | <0.5 | <2 | **2.7** | <2 | <0.5 | <0.5 | <0.5 | **26.2** | <0.5 | <1 | **0.74** | <0.5 | <1 | **10.5** | **6.9** | **3.6** | **145** | <50 | <50 | **169** |
| 92575770 | DUP-1-20211203 | MW-90DD | 12/03/2021 | <5 | **14.1** | <0.5 | <0.5 | <0.5 | <0.5 | <1 | <0.5 | <1 | <0.5 | <0.5 | <0.5 | **5.6** | **1.7** | <2 | <0.5 | <2 | **2.4** | <2 | <0.5 | <0.5 | <0.5 | **23.8** | <0.5 | <1 | **0.88** | <0.5 | <1 | **10.2** | **6.7** | **3.5** | **146** | <50 | <50 | **170** |
| 92578676<br>92578738 | MW-90DD_20211216 | MW-90DD | 12/16/2021 | <5 | **7.7** | <0.5 | <0.5 | <0.5 | <0.5 | <1 | **0.46J** | <1 | <0.5 | <0.5 | <0.5 | **4.4** | **1.2** | <2 | <0.5 | <2 | **1.8** | <2 | <0.5 | <0.5 | <0.5 | **13.5** | <0.5 | <1 | **0.59** | <0.5 | <1 | **7.4** | **5.1** | **2.3** | **79.5** | <50 | <50 | **96.2** |
| 92583376 | MW-90DD_20220106 | MW-90DD | 01/06/2022 | **0.74J** | **2.7** | <0.5 | <0.5 | <0.5 | <0.5 | <1 | **0.83** | <1 | <0.5 | <0.5 | <0.5 | **2.5** | <0.5 | <2 | <0.5 | <2 | **1.2** | <2 | <0.5 | <0.5 | <0.5 | **4.9** | <0.5 | <1 | <0.5 | <0.5 | <1 | **2.06** | **1.3** | **0.76** | <50 | <50 | <50 | <50 |
| 92563172 | MW-91DD | MW-91DD | 09/23/2021 | **7.1** | **0.47J** | <0.5 | <0.5 | **0.51** | <0.5 | <0.5 | **0.72** | <1 | <0.5 | NA | <0.5 | <0.5 | **2.2** | <0.6 | **0.26J** | <5 | <0.5 | **1.4** | **0.88** | <0.5 | <0.5 | **6.2** | <0.5 | <0.5 | **3.3** | **1.8** | <0.5 | **12.6** | **6.7** | **5.9** | <100 | **120** | <100 | NA |
| 92571040 | MW-91DD_20211105 | MW-91DD | 11/05/2021 | <5 | <0.5 | <0.5 | <0.5 | <0.5 | <0.5 | <1 | <0.5 | <1 | <0.5 | <0.5 | <0.5 | <0.5 | <0.5 | <2 | <0.5 | <2 | <0.5 | <2 | <0.5 | <0.5 | <0.5 | **1.9** | <0.5 | <1 | <0.5 | **0.82** | <1 | **2.8** | <1 | **2.8** | <50 | <50 | <50 | <50 |
| 92574910 | MW-91DD_20211130 | MW-91DD | 11/30/2021 | <5 | <0.5 | <0.5 | <0.5 | <0.5 | <0.5 | <1 | <0.5 | <1 | <0.5 | <0.5 | <0.5 | <0.5 | <0.5 | <2 | <0.5 | <2 | <0.5 | <2 | <0.5 | <0.5 | <0.5 | <0.5 | <0.5 | <1 | <0.5 | <0.5 | <1 | <1.5 | <1 | <0.5 | <50 | <50 | <50 | <50 |
| 92578676<br>92578738 | MW-91DD_20211216 | MW-91DD | 12/16/2021 | **4.1J** | <0.5 | <0.5 | <0.5 | <0.5 | <0.5 | <1 | <0.5 | <1 | <0.5 | <0.5 | <0.5 | <0.5 | <0.5 | <2 | <0.5 | <2 | <0.5 | <2 | <0.5 | <0.5 | <0.5 | <0.5 | <0.5 | <1 | <0.5 | <0.5 | <1 | <1.5 | <1 | <0.5 | <50 | <50 | <50 | <50 |
| 92581742 | MW-91DD_20220107 | MW-91DD | 01/07/2022 | **0.83J** | <0.5 | <0.5 | <0.5 | <0.5 | <0.5 | <1 | <0.5 | <1 | <0.5 | <0.5 | <0.5 | <0.5 | <0.5 | <2 | <0.5 | <2 | <0.5 | <2 | <0.5 | <0.5 | <0.5 | <0.5 | <0.5 | <1 | <0.5 | <0.5 | <1 | <1.5 | <1 | <0.5 | <50 | <50 | <50 | <50 |
| 92566046 | MW-97D_20211011 | MW-97D | 10/11/2021 | <5.0 | <0.5 | <0.5 | <0.5 | <0.5 | <0.5 | <0.5 | <0.5 | <2 | <0.5 | <0.5 | <0.5 | <0.5 | <0.5 | <0.6 | <0.5 | <5 | <0.5 | <0.5 | <0.5 | <0.5 | <0.5 | **0.16J** | <0.5 | <0.5 | <0.5 | <0.5 | <0.5 | **0.47J** | **0.35J** | **0.12J** | <100 | <100 | <100 | NA |
| 92570483 | MW-97D_20211103 | MW-97D | 11/03/2021 | <5 | <0.5 | <0.5 | <0.5 | <0.5 | <0.5 | <1 | <0.5 | <1 | <0.5 | <0.5 | <0.5 | <0.5 | <0.5 | <2 | <0.5 | <2 | <0.5 | <2 | <0.5 | <0.5 | <0.5 | <0.5 | <0.5 | <1 | <0.5 | <0.5 | <1 | <1.5 | <1 | <0.5 | <50 | <50 | <50 | <50 |
| 92575654 | MW-97D_20211202 | MW-97D | 12/02/2021 | <5 | <0.5 | <0.5 | <0.5 | <0.5 | <0.5 | <1 | <0.5 | <1 | <0.5 | <0.5 | <0.5 | <0.5 | <0.5 | <2 | <0.5 | <2 | <0.5 | <2 | <0.5 | <0.5 | <0.5 | <0.5 | <0.5 | <1 | <0.5 | <0.5 | <1 | <1.5 | <1 | <0.5 | <50 | <50 | <50 | <50 |
| 92575654 | DUP-1-20211202 | MW-97D | 12/02/2021 | <5 | <0.5 | <0.5 | <0.5 | <0.5 | <0.5 | <1 | <0.5 | <1 | <0.5 | <0.5 | <0.5 | <0.5 | <0.5 | <2 | <0.5 | <2 | <0.5 | <2 | <0.5 | <0.5 | <0.5 | <0.5 | <0.5 | <1 | <0.5 | <0.5 | <1 | <1.5 | <1 | <0.5 | <50 | <50 | <50 | <50 |
| 92583209 | MW-97D_20220105 | MW-97D | 01/05/2022 | <5 | <0.5 | <0.5 | <0.5 | <0.5 | <0.5 | <1 | <0.5 | <1 | <0.5 | <0.5 | <0.5 | **0.32J** | <0.5 | <2 | <0.5 | <2 | <0.5 | <2 | <0.5 | <0.5 | <0.5 | <0.5 | <0.5 | <1 | <0.5 | <0.5 | <1 | <1.5 | <1 | <0.5 | <50 | <50 | <50 | <50 |
| 92516451 | Walker (101-108) | MW-14015_AC_RD | 01/13/2021 | **81.4** | <2.0 | <2.0 | **7.5** | <2.0 | <2.0 | <4.0 | **403** | **4.9** | <2.0 | <2.0 | <2.0 | <2.0 | <2.0 | <8.0 | <2.0 | <8.0 | <2.0 | <8.0 | <2.0 | <2.0 | <2.0 | <2.0 | <2.0 | <4.0 | <2.0 | <2.0 | <4.0 | <6.0 | <4.0 | <2.0 | **220** | <100 | <100 | **350** |
| 92516451 | Walker (48-55) | MW-14015_AC_RD | 01/13/2021 | **5.8** | <0.50 | <0.50 | **3.8** | **5.4** | <0.50 | <1.0 | **81.3** | **1.1** | **1.2** | **0.62** | <0.50 | <0.50 | <0.50 | <2.0 | <0.50 | <2.0 | <0.50 | <2.0 | <0.50 | <0.50 | <0.50 | <0.50 | <0.50 | <1.0 | <0.50 | <0.50 | <1.0 | <1.5 | <1.0 | <0.50 | <100 | <100 | <100 | **131** |
| 92516451 | Dup-9 | MW-14015_AC_RD | 01/13/2021 | **6.2** | <0.50 | <0.50 | **3.9** | **6.6** | <0.50 | <1.0 | **78.7** | <1.0 | **1.3** | **0.62** | <0.50 | <0.50 | <0.50 | <2.0 | <0.50 | <2.0 | <0.50 | <2.0 | <0.50 | <0.50 | <0.50 | <0.50 | <0.50 | <1.0 | <0.50 | <0.50 | <1.0 | <1.5 | <1.0 | <0.50 | <100 | <100 | <100 | **115** |
| **QC Data** | | | | | | | | | | | | | | | | | | | | | | | | | | | | | | | | | | | | | | |
| 92493062 | TB-2 | N/A | 08/28/2020 | NA | <0.5 | <0.5 | <0.5 | <0.5 | <0.5 | <1 | <0.5 | <1 | <0.5 | <0.5 | <0.5 | <0.5 | <0.5 | <2 | <0.5 | <2 | <0.5 | <2 | <0.5 | <0.5 | <0.5 | <0.5 | <0.5 | <1 | <0.5 | <0.5 | <1 | <1.5 | <1 | <0.5 | NA | NA | NA | NA |
| 92493708 | Trip Blank | N/A | 09/02/2020 | NA | <0.5 | <0.5 | <0.5 | <0.5 | <0.5 | <1 | <0.5 | <1 | <0.5 | <0.5 | <0.5 | <0.5 | <0.5 | <2 | <0.5 | <2 | <0.5 | <2 | <0.5 | <0.5 | <0.5 | <0.5 | <0.5 | <1 | <0.5 | <0.5 | <1 | <1.5 | <1 | <0.5 | NA | NA | NA | NA |
| 92493864 | Trip Blank | N/A | 09/02/2020 | NA | <0.5 | <0.5 | <0.5 | <0.5 | <0.5 | <1 | <0.5 | <1 | <0.5 | <0.5 | <0.5 | <0.5 | <0.5 | <2 | <0.5 | <2 | <0.5 | <2 | <0.5 | <0.5 | <0.5 | <0.5 | <0.5 | <1 | <0.5 | <0.5 | <1 | <1.5 | <1 | <0.5 | NA | NA | NA | NA |
| 92494322 | Trip Blank | N/A | 09/03/2020 | NA | <0.5 | <0.5 | <0.5 | <0.5 | <0.5 | <1 | <0.5 | <1 | <0.5 | <0.5 | <0.5 | <0.5 | <0.5 | <2 | <0.5 | <2 | <0.5 | <2 | <0.5 | <0.5 | <0.5 | <0.5 | <0.5 | <1 | <0.5 | <0.5 | <1 | <1.5 | <1 | <0.5 | NA | NA | NA | NA |
| 92496397 | Trip Blank | N/A | 09/18/2020 | NA | <0.5 | <0.5 | <0.5 | <0.5 | <0.5 | <1 | <0.5 | <1 | <0.5 | <0.5 | <0.5 | <0.5 | <0.5 | <2 | <0.5 | <2 | <0.5 | <2 | <0.5 | <0.5 | <0.5 | <0.5 | <0.5 | <1 | <0.5 | <0.5 | <1 | <1.5 | <1 | <0.5 | NA | NA | NA | NA |
| 92494640 | Trip Blank-03 | N/A | 09/09/2020 | NA | <0.5 | <0.5 | <0.5 | <0.5 | <0.5 | <1 | <0.5 | <1 | <0.5 | <0.5 | <0.5 | <0.5 | <0.5 | <2 | <0.5 | <2 | <0.5 | <2 | <0.5 | <0.5 | <0.5 | <0.5 | <0.5 | <1 | <0.5 | <0.5 | <1 | <1.5 | <1 | <0.5 | NA | NA | NA | NA |
| 92494923 | Trip Blank-03 | N/A | 09/09/2020 | NA | <0.5 | <0.5 | <0.5 | <0.5 | <0.5 | <1 | <0.5 | <1 | <0.5 | <0.5 | <0.5 | <0.5 | <0.5 | <2 | <0.5 | <2 | <0.5 | <2 | <0.5 | <0.5 | <0.5 | <0.5 | <0.5 | <1 | <0.5 | <0.5 | <1 | <1.5 | <1 | <0.5 | NA | NA | NA | NA |
| 92494864 | Trip Blank-04 | N/A | 09/10/2020 | NA | <0.5 | <0.5 | <0.5 | <0.5 | <0.5 | <1 | <0.5 | <1 | <0.5 | <0.5 | <0.5 | <0.5 | <0.5 | <2 | <0.5 | <2 | <0.5 | <2 | <0.5 | <0.5 | <0.5 | <0.5 | <0.5 | <1 | <0.5 | <0.5 | <1 | <1.5 | <1 | <0.5 | NA | NA | NA | NA |
| 92495100 | Trip Blank-05 | N/A | 09/11/2020 | NA | <0.5 | <0.5 | <0.5 | <0.5 | <0.5 | <1 | <0.5 | <1 | <0.5 | <0.5 | <0.5 | <0.5 | <0.5 | <2 | <0.5 | <2 | <0.5 | <2 | <0.5 | <0.5 | <0.5 | <0.5 | <0.5 | <1 | <0.5 | <0.5 | <1 | <1.5 | <1 | <0.5 | NA | NA | NA | NA |
| 92495103 | Trip Blank-05 | N/A | 09/11/2020 | NA | <0.5 | <0.5 | <0.5 | <0.5 | <0.5 | <1 | <0.5 | <1 | <0.5 | <0.5 | <0.5 | <0.5 | <0.5 | <2 | <0.5 | <2 | <0.5 | <2 | <0.5 | <0.5 | <0.5 | <0.5 | <0.5 | <1 | <0.5 | <0.5 | <1 | <1.5 | <1 | <0.5 | NA | NA | NA | NA |
| 92495239 | Trip Blank-06 | N/A | 09/13/2020 | NA | <0.5 | <0.5 | <0.5 | <0.5 | <0.5 | <1 | <0.5 | <1 | <0.5 | <0.5 | <0.5 | <0.5 | <0.5 | <2 | <0.5 | <2 | <0.5 | <2 | <0.5 | <0.5 | <0.5 | <0.5 | <0.5 | <1 | <0.5 | <0.5 | <1 | <1.5 | <1 | <0.5 | NA | NA | NA | NA |
| 92495241 | Trip Blank-06 | N/A | 09/13/2020 | NA | <0.5 | <0.5 | <0.5 | <0.5 | <0.5 | <1 | <0.5 | <1 | <0.5 | <0.5 | <0.5 | <0.5 | <0.5 | <2 | <0.5 | <2 | <0.5 | <2 | <0.5 | <0.5 | <0.5 | <0.5 | <0.5 | <1 | <0.5 | <0.5 | <1 | <1.5 | <1 | <0.5 | NA | NA | NA | NA |
| 92495244 | Trip Blank-06 | N/A | 09/13/2020 | NA | <0.5 | <0.5 | <0.5 | <0.5 | <0.5 | <1 | <0.5 | <1 | <0.5 | <0.5 | <0.5 | <0.5 | <0.5 | <2 | <0.5 | <2 | <0.5 | <2 | <0.5 | <0.5 | <0.5 | <0.5 | <0.5 | <1 | <0.5 | <0.5 | <1 | <1.5 | <1 | <0.5 | NA | NA | NA | NA |
| 92495624 | Trip Blank-07 | N/A | 09/15/2020 | NA | <0.5 | <0.5 | <0.5 | <0.5 | <0.5 | <1 | <0.5 | <1 | <0.5 | <0.5 | <0.5 | <0.5 | <0.5 | <2 | <0.5 | <2 | <0.5 | <2 | <0.5 | <0.5 | <0.5 | <0.5 | <0.5 | <1 | <0.5 | <0.5 | <1 | <1.5 | <1 | <0.5 | NA | NA | NA | NA |
| 92495626 | Trip Blank-07 | N/A | 09/15/2020 | NA | <0.5 | <0.5 | <0.5 | <0.5 | <0.5 | <1 | <0.5 | <1 | <0.5 | <0.5 | <0.5 | <0.5 | <0.5 | <2 | <0.5 | <2 | <0.5 | <2 | <0.5 | <0.5 | <0.5 | <0.5 | <0.5 | <1 | <0.5 | <0.5 | <1 | <1.5 | <1 | <0.5 | NA | NA | NA | NA |

**Table 5A**
**Summary of Monitoring Well Sampling Results**

Colonial Pipeline Company
2020-L1-SR2448
Huntersville, North Carolina

| Lab Report Number | Sample ID | Well ID | Sample Date | Metals (µg/L) | VOCs (µg/L) | | | | | | | | | | | | | | | | | | | | | | | | | | | | | | MADEP VPH (µg/L) | | | |
|---|---|---|---|---|---|---|---|---|---|---|---|---|---|---|---|---|---|---|---|---|---|---|---|---|---|---|---|---|---|---|---|---|---|---|---|---|---|---|
| | | | | Lead | Benzene | Bromochloromethane | Bromodichloromethane | n-Butylbenzene | sec-Butylbenzene | Chloroethane | Chloroform | Chloromethane | 2-Chlorotoluene | Dibromochloromethane | 1,2-Dichloroethane | Diisopropyl ether | Ethylbenzene | Hexachloro-1,3-butadiene | Isopropylbenzene (Cumene) | Methylene Chloride | Methyl-tert-butyl ether | Naphthalene | n-Propylbenzene | Styrene | Tetrachloroethene | Toluene | Trichloroethene | Trichlorofluoromethane | 1,2,4-Trimethylbenzene | 1,3,5-Trimethylbenzene | Vinyl chloride | Xylene (Total) | m&p-Xylene | o-Xylene | C5 - C8 Aliphatics | C9 - C12 Aliphatics | C9 - C10 Aromatics | VPH (Total) |
| **NCAC 2L Standards** | | | | **15** | **1** | **NE** | **0.6** | **70** | **70** | **3000** | **70** | **3** | **100** | **0.4** | **0.4** | **70** | **600** | **0.4** | **70** | **5** | **20** | **6** | **70** | **70** | **0.7** | **600** | **3** | **2000** | **400** | **400** | **0.03** | **500** | **500** | **500** | **400** | **700** | **200** | **NE** |
| **IMAC Standards** | | | | -- | -- | -- | -- | -- | -- | -- | -- | -- | -- | -- | -- | -- | -- | -- | -- | -- | -- | -- | -- | -- | -- | -- | -- | -- | -- | -- | -- | -- | -- | -- | -- | -- | -- | -- |
| 92495627 | Trip Blank-07 | N/A | 09/15/2020 | NA | <0.5 | <0.5 | <0.5 | <0.5 | <0.5 | <1 | <0.5 | <1 | <0.5 | <0.5 | <0.5 | <0.5 | <0.5 | <2 | <0.5 | <2 | <0.5 | <2 | <0.5 | <2 | <0.5 | <0.5 | <0.5 | <0.5 | <0.5 | <1 | <0.5 | <0.5 | <1 | <1.5 | <1 | <0.5 | NA | NA | NA | NA |
| 92495907 | Trip Blank-07 | N/A | 09/16/2020 | NA | <0.5 | <0.5 | <0.5 | <0.5 | <0.5 | <1 | <0.5 | <1 | <0.5 | <0.5 | <0.5 | <0.5 | <0.5 | <2 | <0.5 | <2 | <0.5 | <2 | <0.5 | <2 | <0.5 | <0.5 | <0.5 | <0.5 | <0.5 | <1 | <0.5 | <0.5 | <1 | <1.5 | <1 | <0.5 | NA | NA | NA | NA |
| 92495905 | Trip Blank-07 | N/A | 09/16/2020 | NA | <0.5 | <0.5 | <0.5 | <0.5 | <0.5 | <1 | <0.5 | <1 | <0.5 | <0.5 | <0.5 | <0.5 | <0.5 | <2 | <0.5 | <2 | <0.5 | <2 | <0.5 | <2 | <0.5 | <0.5 | <0.5 | <0.5 | <0.5 | <1 | <0.5 | <0.5 | <1 | <1.5 | <1 | <0.5 | NA | NA | NA | NA |
| 92495906 | Trip Blank-07 | N/A | 09/16/2020 | NA | <0.5 | <0.5 | <0.5 | <0.5 | <0.5 | <1 | <0.5 | <1 | <0.5 | <0.5 | <0.5 | <0.5 | <0.5 | <2 | <0.5 | <2 | <0.5 | <2 | <0.5 | <2 | <0.5 | <0.5 | <0.5 | <0.5 | <0.5 | <1 | <0.5 | <0.5 | <1 | <1.5 | <1 | <0.5 | NA | NA | NA | NA |
| 92496816 | TB-20200922 | N/A | 09/20/2020 | NA | <0.5 | <0.5 | <0.5 | <0.5 | <0.5 | <1 | <0.5 | <1 | <0.5 | <0.5 | <0.5 | <0.5 | <0.5 | <2 | <0.5 | <2 | <0.5 | <2 | <0.5 | <2 | <0.5 | <0.5 | <0.5 | <0.5 | <0.5 | <1 | <0.5 | <0.5 | <1 | <1.5 | <1 | <0.5 | NA | NA | NA | NA |
| 92496817 | TB-20200922 | N/A | 09/22/2020 | NA | <0.5 | <0.5 | <0.5 | <0.5 | <0.5 | <1 | <0.5 | <1 | <0.5 | <0.5 | <0.5 | <0.5 | <0.5 | <2 | <0.5 | <2 | <0.5 | <2 | <0.5 | <2 | <0.5 | <0.5 | <0.5 | <0.5 | <0.5 | <1 | <0.5 | <0.5 | <1 | <1.5 | <1 | <0.5 | NA | NA | NA | NA |
| 92497017 | TB-20200923 | N/A | 09/22/2020 | NA | <0.5 | <0.5 | <0.5 | <0.5 | <0.5 | <1 | <0.5 | <1 | <0.5 | <0.5 | <0.5 | <0.5 | <0.5 | <2 | <0.5 | <2 | <0.5 | <2 | <0.5 | <2 | <0.5 | <0.5 | <0.5 | <0.5 | <0.5 | <1 | <0.5 | <0.5 | <1 | <1.5 | <1 | <0.5 | NA | NA | NA | NA |
| 92497774 | TB-20200928 | N/A | 09/28/2020 | NA | <0.5 | <0.5 | <0.5 | <0.5 | <0.5 | <1 | <0.5 | <1 | <0.5 | <0.5 | <0.5 | <0.5 | <0.5 | <2 | <0.5 | <2 | <0.5 | <2 | <0.5 | <2 | <0.5 | <0.5 | <0.5 | <0.5 | <0.5 | <1 | <0.5 | <0.5 | <1 | <1.5 | <1 | <0.5 | NA | NA | NA | NA |
| 92499587 | Trip Blank | N/A | 10/07/2020 | NA | <0.5 | <0.5 | <0.5 | <0.5 | <0.5 | <1 | <0.5 | <1 | <0.5 | <0.5 | <0.5 | <0.5 | <0.5 | <2 | <0.5 | <2 | <0.5 | <2 | <0.5 | <2 | <0.5 | <0.5 | <0.5 | <0.5 | <0.5 | <1 | <0.5 | <0.5 | <1 | <1.5 | <1 | <0.5 | NA | NA | NA | NA |
| 92500605 | Trip Blank | N/A | 10/07/2020 | NA | <0.5 | <0.5 | <0.5 | <0.5 | <0.5 | <1 | <0.5 | <1 | <0.5 | <0.5 | <0.5 | <0.5 | <0.5 | <2 | <0.5 | <2 | <0.5 | <2 | <0.5 | <2 | <0.5 | <0.5 | <0.5 | <0.5 | <0.5 | <1 | <0.5 | <0.5 | <1 | <1.5 | <1 | <0.5 | NA | NA | NA | NA |
| 92500606 | Trip Blank | N/A | 10/07/2020 | NA | <0.5 | <0.5 | <0.5 | <0.5 | <0.5 | <1 | <0.5 | <1 | <0.5 | <0.5 | <0.5 | <0.5 | <0.5 | <2 | <0.5 | <2 | <0.5 | <2 | <0.5 | <2 | <0.5 | <0.5 | <0.5 | <0.5 | <0.5 | <1 | <0.5 | <0.5 | <1 | <1.5 | <1 | <0.5 | NA | NA | NA | NA |
| 92501343 | Trip Blank | N/A | 10/20/2020 | NA | <0.5 | <0.5 | <0.5 | <0.5 | <0.5 | <1 | <0.5 | <1 | <0.5 | <0.5 | <0.5 | <0.5 | <0.5 | <2 | <0.5 | <2 | <0.5 | <2 | <0.5 | <2 | <0.5 | <0.5 | <0.5 | <0.5 | <0.5 | <1 | <0.5 | <0.5 | <1 | <1.5 | <1 | <0.5 | NA | NA | NA | NA |
| 92501344 | Trip Blank | N/A | 10/20/2020 | NA | <0.5 | <0.5 | <0.5 | <0.5 | <0.5 | <1 | <0.5 | <1 | <0.5 | <0.5 | <0.5 | <0.5 | <0.5 | <2 | <0.5 | <2 | <0.5 | <2 | <0.5 | <2 | <0.5 | <0.5 | <0.5 | <0.5 | <0.5 | <1 | <0.5 | <0.5 | <1 | <1.5 | <1 | <0.5 | NA | NA | NA | NA |
| 92501345 | Trip Blank | N/A | 10/20/2020 | NA | <0.5 | <0.5 | <0.5 | <0.5 | <0.5 | <1 | <0.5 | <1 | <0.5 | <0.5 | <0.5 | <0.5 | <0.5 | <2 | <0.5 | <2 | <0.5 | <2 | <0.5 | <2 | <0.5 | <0.5 | <0.5 | <0.5 | <0.5 | <1 | <0.5 | <0.5 | <1 | <1.5 | <1 | <0.5 | NA | NA | NA | NA |
| 92501355 | Trip Blank | N/A | 10/20/2020 | NA | <0.5 | <0.5 | <0.5 | <0.5 | <0.5 | <1 | <0.5 | <1 | <0.5 | <0.5 | <0.5 | <0.5 | <0.5 | <2 | <0.5 | <2 | <0.5 | <2 | <0.5 | <2 | <0.5 | <0.5 | <0.5 | <0.5 | <0.5 | <1 | <0.5 | <0.5 | <1 | <1.5 | <1 | <0.5 | NA | NA | NA | NA |
| 92501615 | Trip Blank | N/A | 10/21/2020 | NA | <0.5 | <0.5 | <0.5 | <0.5 | <0.5 | <1 | <0.5 | <1 | <0.5 | <0.5 | <0.5 | <0.5 | <0.5 | <2 | <0.5 | <2 | <0.5 | <2 | <0.5 | <2 | <0.5 | <0.5 | <0.5 | <0.5 | <0.5 | <1 | <0.5 | <0.5 | <1 | <1.5 | <1 | <0.5 | NA | NA | NA | NA |
| 92501616 | TRIP BLANK | N/A | 10/21/2020 | NA | <0.5 | <0.5 | <0.5 | <0.5 | <0.5 | <1 | <0.5 | <1 | <0.5 | <0.5 | <0.5 | <0.5 | <0.5 | <2 | <0.5 | <2 | <0.5 | <2 | <0.5 | <2 | <0.5 | <0.5 | <0.5 | <0.5 | <0.5 | <1 | <0.5 | <0.5 | <1 | <1.5 | <1 | <0.5 | NA | NA | NA | NA |
| 92501960 | TRIP BLANK | N/A | 10/23/2020 | NA | <0.5 | <0.5 | <0.5 | <0.5 | <0.5 | <1 | <0.5 | <1 | <0.5 | <0.5 | <0.5 | <0.5 | <0.5 | <2 | <0.5 | <2 | <0.5 | <2 | <0.5 | <2 | <0.5 | <0.5 | <0.5 | <0.5 | <0.5 | <1 | <0.5 | <0.5 | <1 | <1.5 | <1 | <0.5 | NA | NA | NA | NA |
| 92508536 | Trip Blank | N/A | 11/30/2020 | NA | <0.5 | <0.5 | <0.5 | <0.5 | <0.5 | <1 | <0.5 | <1 | <0.5 | <0.5 | <0.5 | <0.5 | <0.5 | <2 | <0.5 | <2 | <0.5 | <2 | <0.5 | <2 | <0.5 | <0.5 | <0.5 | <0.5 | <0.5 | <1 | <0.5 | <0.5 | <1 | <1.5 | <1 | <0.5 | NA | NA | NA | NA |
| 92508536 | Trip Blank 2 | N/A | 11/30/2020 | NA | <0.5 | <0.5 | <0.5 | <0.5 | <0.5 | <1 | <0.5 | <1 | <0.5 | <0.5 | <0.5 | <0.5 | <0.5 | <2 | <0.5 | <2 | <0.5 | <2 | <0.5 | <2 | <0.5 | <0.5 | <0.5 | <0.5 | <0.5 | <1 | <0.5 | <0.5 | <1 | <1.5 | <1 | <0.5 | NA | NA | NA | NA |
| 92508884 | Trip Blank | N/A | 12/01/2020 | NA | <0.5 | <0.5 | <0.5 | <0.5 | <0.5 | <1 | <0.5 | <1 | <0.5 | <0.5 | <0.5 | <0.5 | <0.5 | <2 | <0.5 | <2 | <0.5 | <2 | <0.5 | <2 | <0.5 | <0.5 | <0.5 | <0.5 | <0.5 | <1 | <0.5 | <0.5 | <1 | <1.5 | <1 | <0.5 | NA | NA | NA | NA |
| 92509250 | Trip Blank | N/A | 12/02/2020 | NA | <0.5 | <0.5 | <0.5 | <0.5 | <0.5 | <1 | <0.5 | <1 | <0.5 | <0.5 | <0.5 | <0.5 | <0.5 | <2 | <0.5 | <2 | <0.5 | <2 | <0.5 | <2 | <0.5 | <0.5 | <0.5 | <0.5 | <0.5 | <1 | <0.5 | <0.5 | <1 | <1.5 | <1 | <0.5 | NA | NA | NA | NA |
| 92509252 | Trip Blank | N/A | 12/02/2020 | NA | <0.5 | <0.5 | <0.5 | <0.5 | <0.5 | <1 | <0.5 | <1 | <0.5 | <0.5 | <0.5 | <0.5 | <0.5 | <2 | <0.5 | <2 | <0.5 | <2 | <0.5 | <2 | <0.5 | <0.5 | <0.5 | <0.5 | <0.5 | <1 | <0.5 | <0.5 | <1 | <1.5 | <1 | <0.5 | NA | NA | NA | NA |
| 92509253 | Trip Blank | N/A | 12/02/2020 | NA | <0.5 | <0.5 | <0.5 | <0.5 | <0.5 | <1 | <0.5 | <1 | <0.5 | <0.5 | <0.5 | <0.5 | <0.5 | <2 | <0.5 | <2 | <0.5 | <2 | <0.5 | <2 | <0.5 | <0.5 | <0.5 | <0.5 | <0.5 | <1 | <0.5 | <0.5 | <1 | <1.5 | <1 | <0.5 | NA | NA | NA | NA |
| 92509255 | Trip Blank | N/A | 12/02/2020 | NA | <0.5 | <0.5 | <0.5 | <0.5 | <0.5 | <1 | <0.5 | <1 | <0.5 | <0.5 | <0.5 | <0.5 | <0.5 | <2 | <0.5 | <2 | <0.5 | <2 | <0.5 | <2 | <0.5 | <0.5 | <0.5 | <0.5 | <0.5 | <1 | <0.5 | <0.5 | <1 | <1.5 | <1 | <0.5 | NA | NA | NA | NA |
| 92509251 | Trip Blank | N/A | 12/02/2020 | NA | <0.5 | <0.5 | <0.5 | <0.5 | <0.5 | <1 | <0.5 | <1 | <0.5 | <0.5 | <0.5 | <0.5 | <0.5 | <2 | <0.5 | <2 | <0.5 | <2 | <0.5 | <2 | <0.5 | <0.5 | <0.5 | <0.5 | <0.5 | <1 | <0.5 | <0.5 | <1 | <1.5 | <1 | <0.5 | NA | NA | NA | NA |
| 92508881 | Trip Blank | N/A | 12/01/2020 | NA | <0.5 | <0.5 | <0.5 | <0.5 | <0.5 | <1 | <0.5 | <1 | <0.5 | <0.5 | <0.5 | <0.5 | <0.5 | <2 | <0.5 | <2 | <0.5 | <2 | <0.5 | <2 | <0.5 | <0.5 | <0.5 | <0.5 | <0.5 | <1 | <0.5 | <0.5 | <1 | <1.5 | <1 | <0.5 | NA | NA | NA | NA |
| 92509555 | Trip Blank | N/A | 12/03/2020 | NA | <0.5 | <0.5 | <0.5 | <0.5 | <0.5 | <1 | <0.5 | <1 | <0.5 | <0.5 | <0.5 | <0.5 | <0.5 | <2 | <0.5 | <2 | <0.5 | <2 | <0.5 | <2 | <0.5 | <0.5 | <0.5 | <0.5 | <0.5 | <1 | <0.5 | <0.5 | <1 | <1.5 | <1 | <0.5 | NA | NA | NA | NA |
| 92509560 | Trip Blank | N/A | 12/03/2020 | NA | <0.5 | <0.5 | <0.5 | <0.5 | <0.5 | <1 | <0.5 | <1 | <0.5 | <0.5 | <0.5 | <0.5 | <0.5 | <2 | <0.5 | <2 | <0.5 | <2 | <0.5 | <2 | <0.5 | <0.5 | <0.5 | <0.5 | <0.5 | <1 | <0.5 | <0.5 | <1 | <1.5 | <1 | <0.5 | NA | NA | NA | NA |
| 92508886 | Trip Blank | N/A | 12/02/2020 | NA | <0.5 | <0.5 | <0.5 | <0.5 | <0.5 | <1 | <0.5 | <1 | <0.5 | <0.5 | <0.5 | <0.5 | <0.5 | <2 | <0.5 | <2 | <0.5 | <2 | <0.5 | <2 | <0.5 | <0.5 | <0.5 | <0.5 | <0.5 | <1 | <0.5 | <0.5 | <1 | <1.5 | <1 | <0.5 | NA | NA | NA | NA |
| 92514892 | Trip Blank | N/A | 01/05/2021 | NA | <0.5 | <0.5 | <0.5 | <0.5 | <0.5 | <1 | <0.5 | <1 | <0.5 | <0.5 | <0.5 | <0.5 | <0.5 | <2 | <0.5 | <2 | <0.5 | <2 | <0.5 | <2 | <0.5 | <0.5 | <0.5 | <0.5 | <0.5 | <1 | <0.5 | <0.5 | <1 | <1.5 | <1 | <0.5 | NA | NA | NA | NA |
| 92515214 | Trip Blank | N/A | 01/06/2021 | NA | <0.5 | <0.5 | <0.5 | <0.5 | <0.5 | <1 | <0.5 | <1 | <0.5 | <0.5 | <0.5 | <0.5 | <0.5 | <2 | <0.5 | <2 | <0.5 | <2 | <0.5 | <2 | <0.5 | <0.5 | <0.5 | <0.5 | <0.5 | <1 | <0.5 | <0.5 | <1 | <1.5 | <1 | <0.5 | NA | NA | NA | NA |
| 92515216 | Trip Blank | N/A | 01/06/2021 | NA | <0.5 | <0.5 | <0.5 | <0.5 | <0.5 | <1 | <0.5 | <1 | <0.5 | <0.5 | <0.5 | <0.5 | <0.5 | <2 | <0.5 | <2 | <0.5 | <2 | <0.5 | <2 | <0.5 | <0.5 | <0.5 | <0.5 | <0.5 | <1 | <0.5 | <0.5 | <1 | <1.5 | <1 | <0.5 | NA | NA | NA | NA |
| 92514602 | Trip Blank | N/A | 01/04/2021 | NA | <0.50 | <0.50 | <0.50 | <0.50 | <0.50 | <1.0 | <0.50 | <1.0 | <0.50 | <0.50 | <0.50 | <0.50 | <0.50 | <2.0 | <0.50 | <2.0 | <0.50 | <2.0 | <0.50 | <0.50 | <0.50 | <0.50 | <0.50 | <0.50 | <0.50 | <1.0 | <0.50 | <0.50 | <1.0 | <1.5 | <1.0 | <0.50 | NA | NA | NA | NA |
| 92514955 | Trip Blank | N/A | 01/05/2021 | NA | <0.50 | <0.50 | <0.50 | <0.50 | <0.50 | <1.0 | <0.50 | <1.0 | <0.50 | <0.50 | <0.50 | <0.50 | <0.50 | <2.0 | <0.50 | <2.0 | <0.50 | <2.0 | <0.50 | <0.50 | <0.50 | <0.50 | <0.50 | <0.50 | <0.50 | <1.0 | <0.50 | <0.50 | <1.0 | <1.5 | <1.0 | <0.50 | NA | NA | NA | NA |
| 92515213 | TB | N/A | 01/06/2021 | NA | <0.50 | <0.50 | <0.50 | <0.50 | <0.50 | <1.0 | <0.50 | <1.0 | <0.50 | <0.50 | <0.50 | <0.50 | <0.50 | <2.0 | <0.50 | <2.0 | <0.50 | <2.0 | <0.50 | <0.50 | <0.50 | <0.50 | <0.50 | <0.50 | <0.50 | <1.0 | <0.50 | <0.50 | <1.0 | <1.5 | <1.0 | <0.50 | NA | NA | NA | NA |
| 92515075 | Trip Blank | N/A | 01/06/2021 | NA | <0.5 | <0.5 | <0.5 | <0.5 | <0.5 | <1 | <0.5 | <1 | <0.5 | <0.5 | <0.5 | <0.5 | <0.5 | <2 | <0.5 | <2 | <0.5 | <2 | <0.5 | <2 | <0.5 | <0.5 | <0.5 | <0.5 | <0.5 | <1 | <0.5 | <0.5 | <1 | <1.5 | <1 | <0.5 | NA | NA | NA | NA |
| 92515543 | TRIP BLANK | N/A | 01/07/2021 | NA | <0.50 | <0.50 | <0.50 | <0.50 | <0.50 | <1.0 | <0.50 | <1.0 | <0.50 | <0.50 | <0.50 | <0.50 | <0.50 | <2.0 | <0.50 | <2.0 | <0.50 | <2.0 | <0.50 | <0.50 | <0.50 | <0.50 | <0.50 | <0.50 | <0.50 | <1.0 | <0.50 | <0.50 | <1.0 | <1.5 | <1.0 | <0.50 | NA | NA | NA | NA |
| 92515354 | Trip Blank | N/A | 01/07/2021 | NA | <0.5 | <0.5 | <0.5 | <0.5 | <0.5 | <1 | <0.5 | <1 | <0.5 | <0.5 | <0.5 | <0.5 | <0.5 | <2 | <0.5 | <2 | <0.5 | <2 | <0.5 | <2 | <0.5 | <0.5 | <0.5 | <0.5 | <0.5 | <1 | <0.5 | <0.5 | <1 | <1.5 | <1 | <0.5 | NA | NA | NA | NA |
| 92515387 | Trip Blank | N/A | 01/07/2021 | NA | <0.5 | <0.5 | <0.5 | <0.5 | <0.5 | <1 | <0.5 | <1 | <0.5 | <0.5 | <0.5 | <0.5 | <0.5 | <2 | <0.5 | <2 | <0.5 | <2 | <0.5 | <2 | <0.5 | <0.5 | <0.5 | <0.5 | <0.5 | <1 | <0.5 | <0.5 | <1 | <1.5 | <1 | <0.5 | NA | NA | NA | NA |
| 92515544 | Trip Blank | N/A | 01/07/2021 | NA | <0.5 | <0.5 | <0.5 | <0.5 | <0.5 | <1 | <0.5 | <1 | <0.5 | <0.5 | <0.5 | <0.5 | <0.5 | <2 | <0.5 | <2 | <0.5 | <2 | <0.5 | <2 | <0.5 | <0.5 | <0.5 | <0.5 | <0.5 | <1 | <0.5 | <0.5 | <1 | <1.5 | <1 | <0.5 | NA | NA | NA | NA |
| 92515548 | Trip Blank | N/A | 01/07/2021 | NA | <0.5 | <0.5 | <0.5 | <0.5 | <0.5 | <1 | <0.5 | <1 | <0.5 | <0.5 | <0.5 | <0.5 | <0.5 | <2 | <0.5 | <2 | <0.5 | <2 | <0.5 | <2 | <0.5 | <0.5 | <0.5 | <0.5 | <0.5 | <1 | <0.5 | <0.5 | <1 | <1.5 | <1 | <0.5 | NA | NA | NA | NA |
| 92515755 | Trip Blank | N/A | 01/09/2021 | NA | <0.50 | <0.50 | <0.50 | <0.50 | <0.50 | <1.0 | <0.50 | <1.0 | <0.50 | <0.50 | <0.50 | <0.50 | <0.50 | <2.0 | <0.50 | <2.0 | <0.50 | <2.0 | <0.50 | <0.50 | <0.50 | <0.50 | <0.50 | <0.50 | <0.50 | <1.0 | <0.50 | <0.50 | <1.0 | <1.5 | <1.0 | <0.50 | NA | NA | NA | NA |
| 92515762 | Trip Blank | N/A | 01/10/2021 | NA | <0.50 | <0.50 | <0.50 | <0.50 | <0.50 | <1.0 | <0.50 | <1.0 | <0.50 | <0.50 | <0.50 | <0.50 | <0.50 | <2.0 | <0.50 | <2.0 | <0.50 | <2.0 | <0.50 | <0.50 | <0.50 | <0.50 | <0.50 | <0.50 | <0.50 | <1.0 | <0.50 | <0.50 | <1.0 | <1.5 | <1.0 | <0.50 | NA | NA | NA | NA |
| 92516451 | Trip Blank | N/A | 01/12/2021 | NA | <0.50 | <0.50 | <0.50 | <0.50 | <0.50 | <1.0 | <0.50 | <1.0 | <0.50 | <0.50 | <0.50 | <0.50 | <0.50 | <2.0 | <0.50 | <2.0 | <0.50 | <2.0 | <0.50 | <0.50 | <0.50 | <0.50 | <0.50 | <0.50 | <0.50 | <1.0 | <0.50 | <0.50 | <1.0 | <1.5 | <1.0 | <0.50 | NA | NA | NA | NA |
| 92520901 | Trip Blank | N/A | 02/08/2021 | NA | <0.5 | <0.5 | <0.5 | <0.5 | <0.5 | <1 | <0.5 | <1 | <0.5 | <0.5 | <0.5 | <0.5 | <0.5 | <2 | <0.5 | <2 | <0.5 | <2 | <0.5 | <2 | <0.5 | <0.5 | <0.5 | <0.5 | <0.5 | <1 | <0.5 | <0.5 | <1 | <1.5 | <1 | <0.5 | NA | NA | NA | NA |
| 92521237 | Trip Blank | N/A | 02/09/2021 | NA | <0.5 | <0.5 | <0.5 | <0.5 | <0.5 | <1 | <0.5 | <1 | <0.5 | <0.5 | <0.5 | <0.5 | <0.5 | <2 | <0.5 | <2 | <0.5 | <2 | <0.5 | <2 | <0.5 | <0.5 | <0.5 | <0.5 | <0.5 | <1 | <0.5 | <0.5 | <1 | <1.5 | <1 | <0.5 | NA | NA | NA | NA |
| 92521871 | TRIP BLANK | N/A | 02/11/2021 | NA | <0.5 | <0.5 | <0.5 | <0.5 | <0.5 | <1 | <0.5 | <1 | <0.5 | <0.5 | <0.5 | <0.5 | <0.5 | <2 | <0.5 | <2 | <0.5 | <2 | <0.5 | <2 | <0.5 | <0.5 | <0.5 | <0.5 | <0.5 | <1 | <0.5 | <0.5 | <1 | <1.5 | <1 | <0.5 | NA | NA | NA | NA |

**Table 5A**
**Summary of Monitoring Well Sampling Results**

Colonial Pipeline Company
2020-L1-SR2448
Huntersville, North Carolina

| Lab Report Number | Sample ID | Well ID | Sample Date | Metals (µg/L) | VOCs (µg/L) | | | | | | | | | | | | | | | | | | | | | | | | | | | | MADEP VPH (µg/L) | | | |
|---|---|---|---|---|---|---|---|---|---|---|---|---|---|---|---|---|---|---|---|---|---|---|---|---|---|---|---|---|---|---|---|---|---|---|---|---|
| | | | | Lead | Benzene | Bromochloromethane | Bromodichloromethane | n-Butylbenzene | sec-Butylbenzene | Chloroethane | Chloroform | Chloromethane | 2-Chlorotoluene | Dibromochloromethane | 1,2-Dichloroethane | Diisopropyl ether | Ethylbenzene | Hexachloro-1,3-butadiene | Isopropylbenzene (Cumene) | Methylene Chloride | Methyl-tert-butyl ether | Naphthalene | n-Propylbenzene | Styrene | Tetrachloroethene | Toluene | Trichloroethene | Trichlorofluoromethane | 1,2,4-Trimethylbenzene | 1,3,5-Trimethylbenzene | Vinyl chloride | Xylene (Total) | m&p-Xylene | o-Xylene | C5 - C8 Aliphatics | C9 - C12 Aliphatics | C9 - C10 Aromatics | VPH (Total) |
| **NCAC 2L Standards** | | | | **15** | **1** | **NE** | **0.6** | **70** | **70** | **3000** | **70** | **3** | **100** | **0.4** | **0.4** | **70** | **600** | **0.4** | **70** | **5** | **20** | **6** | **70** | **70** | **0.7** | **600** | **3** | **2000** | **400** | **400** | **0.03** | **500** | **500** | **500** | **400** | **700** | **200** | **NE** |
| **IMAC Standards** | | | | -- | -- | -- | -- | -- | -- | -- | -- | -- | -- | -- | -- | -- | -- | -- | -- | -- | -- | -- | -- | -- | -- | -- | -- | -- | -- | -- | -- | -- | -- | -- | -- | -- | -- |
| 92522125 | Trip Blank | N/A | 02/12/2021 | NA | <0.5 | <0.5 | <0.5 | <0.5 | <0.5 | <1 | <0.5 | <1 | <0.5 | <0.5 | <0.5 | <0.5 | <0.5 | <2 | <0.5 | <2 | <0.5 | <2 | <0.5 | <0.5 | <0.5 | <0.5 | <0.5 | <1 | <0.5 | <0.5 | <1 | <1.5 | <1 | <0.5 | NA | NA | NA | NA |
| 92521555 | Trip Blank | N/A | 02/10/2021 | NA | <0.5 | <0.5 | <0.5 | <0.5 | <0.5 | <1 | <0.5 | <1 | <0.5 | <0.5 | <0.5 | <0.5 | <0.5 | <2 | <0.5 | <2 | <0.5 | <2 | <0.5 | <0.5 | <0.5 | <0.5 | <0.5 | <1 | <0.5 | <0.5 | <1 | <1.5 | <1 | <0.5 | NA | NA | NA | NA |
| 92522267 | Trip Blank | N/A | 02/15/2021 | NA | <0.5 | <0.5 | <0.5 | <0.5 | <0.5 | <1 | <0.5 | <1 | <0.5 | <0.5 | <0.5 | <0.5 | <0.5 | <2 | <0.5 | <2 | <0.5 | <2 | <0.5 | <0.5 | <0.5 | <0.5 | <0.5 | <1 | <0.5 | <0.5 | <1 | <1.5 | <1 | <0.5 | NA | NA | NA | NA |
| 92526616 | Trip Blank | N/A | 03/09/2021 | NA | <0.5 | <0.5 | <0.5 | <0.5 | <0.5 | <1 | <0.5 | <1 | <0.5 | <0.5 | <0.5 | <0.5 | <0.5 | <2 | <0.5 | <2 | <0.5 | <2 | <0.5 | <0.5 | <0.5 | <0.5 | <0.5 | <1 | <0.5 | <0.5 | <1 | <1.5 | <1 | <0.5 | NA | NA | NA | NA |
| 92526262 | Trip Blank | N/A | 03/08/2021 | NA | <0.5 | <0.5 | <0.5 | <0.5 | <0.5 | <1 | <0.5 | <1 | <0.5 | <0.5 | <0.5 | <0.5 | <0.5 | <2 | <0.5 | <2 | <0.5 | <2 | <0.5 | <0.5 | <0.5 | <0.5 | <0.5 | <1 | <0.5 | <0.5 | <1 | <1.5 | <1 | <0.5 | NA | NA | NA | NA |
| 92526264 | Trip Blank | N/A | 03/08/2021 | NA | <0.5 | <0.5 | <0.5 | <0.5 | <0.5 | <1 | <0.5 | <1 | <0.5 | <0.5 | <0.5 | <0.5 | <0.5 | <2 | <0.5 | <2 | <0.5 | <2 | <0.5 | <0.5 | <0.5 | <0.5 | <0.5 | <1 | <0.5 | <0.5 | <1 | <1.5 | <1 | <0.5 | NA | NA | NA | NA |
| 92526257 | Trip Blank | N/A | 03/08/2021 | NA | <0.5 | <0.5 | <0.5 | <0.5 | <0.5 | <1 | <0.5 | <1 | <0.5 | <0.5 | <0.5 | <0.5 | <0.5 | <2 | <0.5 | <2 | <0.5 | <2 | <0.5 | <0.5 | <0.5 | <0.5 | <0.5 | <1 | <0.5 | <0.5 | <1 | <1.5 | <1 | <0.5 | NA | NA | NA | NA |
| 92526618 | TRIP BLANK | N/A | 03/09/2021 | NA | <0.5 | <0.5 | <0.5 | <0.5 | <0.5 | <1 | <0.5 | <1 | <0.5 | <0.5 | <0.5 | <0.5 | <0.5 | <2 | <0.5 | <2 | <0.5 | <2 | <0.5 | <0.5 | <0.5 | <0.5 | <0.5 | <1 | <0.5 | <0.5 | <1 | <1.5 | <1 | <0.5 | NA | NA | NA | NA |
| 92526989 | Trip Blank | N/A | 03/10/2021 | NA | <0.5 | <0.5 | <0.5 | <0.5 | <0.5 | <1 | <0.5 | <1 | <0.5 | <0.5 | <0.5 | <0.5 | <0.5 | <2 | <0.5 | <2 | <0.5 | <2 | <0.5 | <0.5 | <0.5 | <0.5 | <0.5 | <1 | <0.5 | <0.5 | <1 | <1.5 | <1 | <0.5 | NA | NA | NA | NA |
| 92526977 | Trip Blank | N/A | 03/10/2021 | NA | <0.5 | <0.5 | <0.5 | <0.5 | <0.5 | <1 | <0.5 | <1 | <0.5 | <0.5 | <0.5 | <0.5 | <0.5 | <2 | <0.5 | <2 | <0.5 | <2 | <0.5 | <0.5 | <0.5 | <0.5 | <0.5 | <1 | <0.5 | <0.5 | <1 | <1.5 | <1 | <0.5 | NA | NA | NA | NA |
| 92527327 | Trip Blank | N/A | 03/11/2021 | NA | <0.5 | <0.5 | <0.5 | <0.5 | <0.5 | <1 | <0.5 | <1 | <0.5 | <0.5 | <0.5 | <0.5 | <0.5 | <2 | <0.5 | <2 | <0.5 | <2 | <0.5 | <0.5 | <0.5 | <0.5 | <0.5 | <1 | <0.5 | <0.5 | <1 | <1.5 | <1 | <0.5 | NA | NA | NA | NA |
| 92527336 | Trip Blank | N/A | 03/11/2021 | NA | <0.5 | <0.5 | <0.5 | <0.5 | <0.5 | <1 | <0.5 | <1 | <0.5 | <0.5 | <0.5 | <0.5 | <0.5 | <2 | <0.5 | <2 | <0.5 | <2 | <0.5 | <0.5 | <0.5 | <0.5 | <0.5 | <1 | <0.5 | <0.5 | <1 | <1.5 | <1 | <0.5 | NA | NA | NA | NA |
| 92527326 | Trip Blank | N/A | 03/11/2021 | NA | <0.5 | <0.5 | <0.5 | <0.5 | <0.5 | <1 | <0.5 | <1 | <0.5 | <0.5 | <0.5 | <0.5 | <0.5 | <2 | <0.5 | <2 | <0.5 | <2 | <0.5 | <0.5 | <0.5 | <0.5 | <0.5 | <1 | <0.5 | <0.5 | <1 | <1.5 | <1 | <0.5 | NA | NA | NA | NA |
| 92527474 | Trip Blank | N/A | 03/12/2021 | NA | <0.5 | <0.5 | <0.5 | <0.5 | <0.5 | <1 | <0.5 | <1 | <0.5 | <0.5 | <0.5 | <0.5 | <0.5 | <2 | <0.5 | <2 | <0.5 | <2 | <0.5 | <0.5 | <0.5 | <0.5 | <0.5 | <1 | <0.5 | <0.5 | <1 | <1.5 | <1 | <0.5 | NA | NA | NA | NA |
| 92527475 | Trip Blank | N/A | 03/12/2021 | NA | <0.5 | <0.5 | <0.5 | <0.5 | <0.5 | <1 | <0.5 | <1 | <0.5 | <0.5 | <0.5 | <0.5 | <0.5 | <2 | <0.5 | <2 | <0.5 | <2 | <0.5 | <0.5 | <0.5 | <0.5 | <0.5 | <1 | <0.5 | <0.5 | <1 | <1.5 | <1 | <0.5 | NA | NA | NA | NA |
| 92531225 | Trip Blank | N/A | 04/05/2021 | NA | <0.5 | <0.5 | <0.5 | <0.5 | <0.5 | <1 | <0.5 | <1 | <0.5 | <0.5 | <0.5 | <0.5 | <0.5 | <2 | <0.5 | <2 | <0.5 | <2 | <0.5 | <0.5 | <0.5 | <0.5 | <0.5 | <1 | <0.5 | <0.5 | <1 | <1.5 | <1 | <0.5 | NA | NA | NA | NA |
| 92531227 | Trip Blank | N/A | 04/05/2021 | NA | <0.5 | <0.5 | <0.5 | <0.5 | <0.5 | <1 | <0.5 | <1 | <0.5 | <0.5 | <0.5 | <0.5 | <0.5 | <2 | <0.5 | <2 | <0.5 | <2 | <0.5 | <0.5 | <0.5 | <0.5 | <0.5 | <1 | <0.5 | <0.5 | <1 | <1.5 | <1 | <0.5 | NA | NA | NA | NA |
| 92531238 | Trip Blank | N/A | 04/05/2021 | NA | <0.5 | <0.5 | <0.5 | <0.5 | <0.5 | <1 | <0.5 | <1 | <0.5 | <0.5 | <0.5 | <0.5 | <0.5 | <2 | <0.5 | <2 | <0.5 | <2 | <0.5 | <0.5 | <0.5 | <0.5 | <0.5 | <1 | <0.5 | <0.5 | <1 | <1.5 | <1 | <0.5 | NA | NA | NA | NA |
| 92531231 | Trip Blank | N/A | 04/05/2021 | NA | <0.5 | <0.5 | <0.5 | <0.5 | <0.5 | <1 | <0.5 | <1 | <0.5 | <0.5 | <0.5 | <0.5 | <0.5 | <2 | <0.5 | <2 | <0.5 | <2 | <0.5 | <0.5 | <0.5 | <0.5 | <0.5 | <1 | <0.5 | <0.5 | <1 | <1.5 | <1 | <0.5 | NA | NA | NA | NA |
| 92531580 | Trip Blank | N/A | 04/06/2021 | NA | <0.5 | <0.5 | <0.5 | <0.5 | <0.5 | <1 | <0.5 | <1 | <0.5 | <0.5 | <0.5 | <0.5 | <0.5 | <2 | <0.5 | <2 | <0.5 | <2 | <0.5 | <0.5 | <0.5 | <0.5 | <0.5 | <1 | <0.5 | <0.5 | <1 | <1.5 | <1 | <0.5 | NA | NA | NA | NA |
| 92531585 | Trip Blank | N/A | 04/06/2021 | NA | <0.5 | <0.5 | <0.5 | <0.5 | <0.5 | <1 | <0.5 | <1 | <0.5 | <0.5 | <0.5 | <0.5 | <0.5 | <2 | <0.5 | <2 | <0.5 | <2 | <0.5 | <0.5 | <0.5 | <0.5 | <0.5 | <1 | <0.5 | <0.5 | <1 | <1.5 | <1 | <0.5 | NA | NA | NA | NA |
| 92531581 | Trip Blank | N/A | 04/06/2021 | NA | <0.5 | <0.5 | <0.5 | <0.5 | <0.5 | <1 | <0.5 | <1 | <0.5 | <0.5 | <0.5 | <0.5 | <0.5 | <2 | <0.5 | <2 | <0.5 | <2 | <0.5 | <0.5 | <0.5 | <0.5 | <0.5 | <1 | <0.5 | <0.5 | <1 | <1.5 | <1 | <0.5 | NA | NA | NA | NA |
| 92531853 | Trip Blank | N/A | 04/07/2021 | NA | <0.5 | <0.5 | <0.5 | <0.5 | <0.5 | <1 | <0.5 | <1 | <0.5 | <0.5 | <0.5 | <0.5 | <0.5 | <2 | <0.5 | <2 | <0.5 | <2 | <0.5 | <0.5 | <0.5 | <0.5 | <0.5 | <1 | <0.5 | <0.5 | <1 | <1.5 | <1 | <0.5 | NA | NA | NA | NA |
| 92532417 | Trip Blank | N/A | 04/09/2021 | NA | <0.5 | <0.5 | <0.5 | <0.5 | <0.5 | <1 | <0.5 | <1 | <0.5 | <0.5 | <0.5 | <0.5 | <0.5 | <2 | <0.5 | <2 | <0.5 | <2 | <0.5 | <0.5 | <0.5 | <0.5 | <0.5 | <1 | <0.5 | <0.5 | <1 | <1.5 | <1 | <0.5 | NA | NA | NA | NA |
| 92536428 | Trip Blank | N/A | 05/03/2021 | NA | <0.5 | <0.5 | <0.5 | <0.5 | <0.5 | <1 | <0.5 | <1 | <0.5 | <0.5 | <0.5 | <0.5 | <0.5 | <2 | <0.5 | <2 | <0.5 | <2 | <0.5 | <0.5 | <0.5 | <0.5 | <0.5 | <1 | <0.5 | <0.5 | <1 | <1.5 | <1 | <0.5 | NA | NA | NA | NA |
| 92536430 | Trip Blank | N/A | 05/03/2021 | NA | <0.5 | <0.5 | <0.5 | <0.5 | <0.5 | <1 | <0.5 | <1 | <0.5 | <0.5 | <0.5 | <0.5 | <0.5 | <2 | <0.5 | <2 | <0.5 | <2 | <0.5 | <0.5 | <0.5 | <0.5 | <0.5 | <1 | <0.5 | <0.5 | <1 | <1.5 | <1 | <0.5 | NA | NA | NA | NA |
| 92536429 | Trip Blank | N/A | 05/03/2021 | NA | <0.5 | <0.5 | <0.5 | <0.5 | <0.5 | <1 | <0.5 | <1 | <0.5 | <0.5 | <0.5 | <0.5 | <0.5 | <2 | <0.5 | <2 | <0.5 | <2 | <0.5 | <0.5 | <0.5 | <0.5 | <0.5 | <1 | <0.5 | <0.5 | <1 | <1.5 | <1 | <0.5 | NA | NA | NA | NA |
| 92536726 | Trip Blank | N/A | 05/04/2021 | NA | <0.5 | <0.5 | <0.5 | <0.5 | <0.5 | <1 | <0.5 | <1 | <0.5 | <0.5 | <0.5 | <0.5 | <0.5 | <2 | <0.5 | <2 | <0.5 | <2 | <0.5 | <0.5 | <0.5 | <0.5 | <0.5 | <1 | <0.5 | <0.5 | <1 | <1.5 | <1 | <0.5 | NA | NA | NA | NA |
| 92537489 | Trip Blank | N/A | 05/15/2021 | NA | <0.5 | <0.5 | <0.5 | <0.5 | <0.5 | <1 | <0.5 | <1 | <0.5 | <0.5 | <0.5 | <0.5 | <0.5 | <2 | <0.5 | <2 | <0.5 | <2 | <0.5 | <0.5 | <0.5 | <0.5 | <0.5 | <1 | <0.5 | <0.5 | <1 | <1.5 | <1 | <0.5 | NA | NA | NA | NA |
| 92537784 | Trip Blank | N/A | 05/07/2021 | NA | <0.5 | <0.5 | <0.5 | <0.5 | <0.5 | <1 | <0.5 | <1 | <0.5 | <0.5 | <0.5 | <0.5 | <0.5 | <2 | <0.5 | <2 | <0.5 | <2 | <0.5 | <0.5 | <0.5 | <0.5 | <0.5 | <1 | <0.5 | <0.5 | <1 | <1.5 | <1 | <0.5 | NA | NA | NA | NA |
| 92537784 | Trip Blank | N/A | 05/07/2021 | NA | <0.5 | <0.5 | <0.5 | <0.5 | <0.5 | <1 | <0.5 | <1 | <0.5 | <0.5 | <0.5 | <0.5 | <0.5 | <2 | <0.5 | <2 | <0.5 | <2 | <0.5 | <0.5 | <0.5 | <0.5 | <0.5 | <1 | <0.5 | <0.5 | <1 | <1.5 | <1 | <0.5 | NA | NA | NA | NA |
| 92541699 | Trip Blank | N/A | 06/01/2021 | NA | <0.5 | <0.5 | <0.5 | <0.5 | <0.5 | <1 | <0.5 | <1 | <0.5 | <0.5 | <0.5 | <0.5 | <0.5 | <2 | <0.5 | <2 | <0.5 | <2 | <0.5 | <0.5 | <0.5 | <0.5 | <0.5 | <1 | <0.5 | <0.5 | <1 | <1.5 | <1 | <0.5 | NA | NA | NA | NA |
| 92541703 | TB | N/A | 06/01/2021 | NA | <0.5 | <0.5 | <0.5 | <0.5 | <0.5 | <1 | <0.5 | <1 | <0.5 | <0.5 | <0.5 | <0.5 | <0.5 | <2 | <0.5 | <2 | <0.5 | <2 | <0.5 | <0.5 | <0.5 | <0.5 | <0.5 | <1 | <0.5 | <0.5 | <1 | <1.5 | <1 | <0.5 | NA | NA | NA | NA |
| 92541706 | TRIP BLANK | N/A | 06/01/2021 | NA | <0.5 | <0.5 | <0.5 | <0.5 | <0.5 | <1 | <0.5 | <1 | <0.5 | <0.5 | <0.5 | <0.5 | <0.5 | <2 | <0.5 | <2 | <0.5 | <2 | <0.5 | <0.5 | <0.5 | <0.5 | <0.5 | <1 | <0.5 | <0.5 | <1 | <1.5 | <1 | <0.5 | NA | NA | NA | NA |
| 92541705 | TRIP BLANK | N/A | 06/01/2021 | NA | <0.5 | <0.5 | <0.5 | <0.5 | <0.5 | <1 | <0.5 | <1 | <0.5 | <0.5 | <0.5 | <0.5 | <0.5 | <2 | <0.5 | <2 | <0.5 | <2 | <0.5 | <0.5 | <0.5 | <0.5 | <0.5 | <1 | <0.5 | <0.5 | <1 | <1.5 | <1 | <0.5 | NA | NA | NA | NA |
| 92542375 | Trip Blank 1 | N/A | 06/03/2021 | NA | <0.5 | <0.5 | <0.5 | <0.5 | <0.5 | <1 | <0.5 | <1 | <0.5 | <0.5 | <0.5 | <0.5 | <0.5 | <2 | <0.5 | <2 | <0.5 | <2 | <0.5 | <0.5 | <0.5 | <0.5 | <0.5 | <1 | <0.5 | <0.5 | <1 | <1.5 | <1 | <0.5 | NA | NA | NA | NA |
| 92542375 | Trip Blank 2 | N/A | 06/03/2021 | NA | <0.5 | <0.5 | <0.5 | <0.5 | <0.5 | <1 | <0.5 | <1 | <0.5 | <0.5 | <0.5 | <0.5 | <0.5 | <2 | <0.5 | <2 | <0.5 | <2 | <0.5 | <0.5 | <0.5 | <0.5 | <0.5 | <1 | <0.5 | <0.5 | <1 | <1.5 | <1 | <0.5 | NA | NA | NA | NA |
| 92542611 | Trip Blank-1 | N/A | 06/04/2021 | NA | <0.5 | <0.5 | <0.5 | <0.5 | <0.5 | <1 | <0.5 | <1 | <0.5 | <0.5 | <0.5 | <0.5 | <0.5 | <2 | <0.5 | <2 | <0.5 | <2 | <0.5 | <0.5 | <0.5 | <0.5 | <0.5 | <1 | <0.5 | <0.5 | <1 | <1.5 | <1 | <0.5 | NA | NA | NA | NA |
| 92542611 | Trip Blank-2 | N/A | 06/04/2021 | NA | <0.5 | <0.5 | <0.5 | <0.5 | <0.5 | <1 | <0.5 | <1 | <0.5 | <0.5 | <0.5 | <0.5 | <0.5 | <2 | <0.5 | <2 | <0.5 | <2 | <0.5 | <0.5 | <0.5 | <0.5 | <0.5 | <1 | <0.5 | <0.5 | <1 | <1.5 | <1 | <0.5 | NA | NA | NA | NA |
| 92541991 | Trip Blank | N/A | 06/02/2021 | NA | <0.5 | <0.5 | <0.5 | <0.5 | <0.5 | <1 | <0.5 | <1 | <0.5 | <0.5 | <0.5 | <0.5 | <0.5 | <2 | <0.5 | <2 | <0.5 | <2 | <0.5 | <0.5 | <0.5 | <0.5 | <0.5 | <1 | <0.5 | <0.5 | <1 | <1.5 | <1 | <0.5 | NA | NA | NA | NA |
| 92541992 | Trip Blank | N/A | 06/02/2021 | NA | <0.5 | <0.5 | <0.5 | <0.5 | <0.5 | <1 | <0.5 | <1 | <0.5 | <0.5 | <0.5 | <0.5 | <0.5 | <2 | <0.5 | <2 | <0.5 | <2 | <0.5 | <0.5 | <0.5 | <0.5 | <0.5 | <1 | <0.5 | <0.5 | <1 | <1.5 | <1 | <0.5 | NA | NA | NA | NA |
| 92541993 | Trip Blank | N/A | 06/02/2021 | NA | <0.5 | <0.5 | <0.5 | <0.5 | <0.5 | <1 | <0.5 | <1 | <0.5 | <0.5 | <0.5 | <0.5 | <0.5 | <2 | <0.5 | <2 | <0.5 | <2 | <0.5 | <0.5 | <0.5 | <0.5 | <0.5 | <1 | <0.5 | <0.5 | <1 | <1.5 | <1 | <0.5 | NA | NA | NA | NA |
| 92542350 | Trip Blank | N/A | 06/03/2021 | NA | <0.5 | <0.5 | <0.5 | <0.5 | <0.5 | <1 | <0.5 | <1 | <0.5 | <0.5 | <0.5 | <0.5 | <0.5 | <2 | <0.5 | <2 | <0.5 | <2 | <0.5 | <0.5 | <0.5 | <0.5 | <0.5 | <1 | <0.5 | <0.5 | <1 | <1.5 | <1 | <0.5 | NA | NA | NA | NA |
| 92542352 | Trip Blank | N/A | 06/03/2021 | NA | <0.5 | <0.5 | <0.5 | <0.5 | <0.5 | <1 | <0.5 | <1 | <0.5 | <0.5 | <0.5 | <0.5 | <0.5 | <2 | <0.5 | <2 | <0.5 | <2 | <0.5 | <0.5 | <0.5 | <0.5 | <0.5 | <1 | <0.5 | <0.5 | <1 | <1.5 | <1 | <0.5 | NA | NA | NA | NA |
| 92543881 | Trip Blank | N/A | 06/11/2021 | NA | <0.5 | <0.5 | <0.5 | <0.5 | <0.5 | <1 | <0.5 | <1 | <0.5 | <0.5 | <0.5 | <0.5 | <0.5 | <2 | <0.5 | <2 | <0.5 | <2 | <0.5 | <0.5 | <0.5 | <0.5 | <0.5 | <1 | <0.5 | <0.5 | <1 | <1.5 | <1 | <0.5 | NA | NA | NA | NA |
| 92544305 | Trip Blank | N/A | 06/15/2021 | NA | <0.5 | <0.5 | <0.5 | <0.5 | <0.5 | <1 | <0.5 | <1 | <0.5 | <0.5 | <0.5 | <0.5 | <0.5 | <2 | <0.5 | <2 | <0.5 | <2 | <0.5 | <0.5 | <0.5 | <0.5 | <0.5 | <1 | <0.5 | <0.5 | <1 | <1.5 | <1 | <0.5 | NA | NA | NA | NA |
| 92547898 | Trip Blank | N/A | 07/06/2021 | NA | <0.5 | <0.5 | <0.5 | <0.5 | <0.5 | <1 | <0.5 | <1 | <0.5 | <0.5 | <0.5 | <0.5 | <0.5 | <2 | <0.5 | <2 | <0.5 | <2 | <0.5 | <0.5 | <0.5 | <0.5 | <0.5 | <1 | <0.5 | <0.5 | <1 | <1 | <1 | <0.5 | NA | NA | NA | NA |
| 92547901 | Trip Blank | N/A | 07/06/2021 | NA | <0.5 | <0.5 | <0.5 | <0.5 | <0.5 | <1 | <0.5 | <1 | <0.5 | <0.5 | <0.5 | <0.5 | <0.5 | <2 | <0.5 | <2 | <0.5 | <2 | <0.5 | <0.5 | <0.5 | <0.5 | <0.5 | <1 | <0.5 | <0.5 | <1 | <1.5 | <1 | <0.5 | NA | NA | NA | NA |

**Table 5A**
**Summary of Monitoring Well Sampling Results**

Colonial Pipeline Company
2020-L1-SR2448
Huntersville, North Carolina

| Lab Report Number | Sample ID | Well ID | Sample Date | Metals (µg/L) | VOCs (µg/L) | | | | | | | | | | | | | | | | | | | | | | | | | | | | MADEP VPH (µg/L) | | | |
|---|---|---|---|---|---|---|---|---|---|---|---|---|---|---|---|---|---|---|---|---|---|---|---|---|---|---|---|---|---|---|---|---|---|---|---|---|
| | | | | Lead | Benzene | Bromochloromethane | Bromodichloromethane | n-Butylbenzene | sec-Butylbenzene | Chloroethane | Chloroform | Chloromethane | 2-Chlorotoluene | Dibromochloromethane | 1,2-Dichloroethane | Diisopropyl ether | Ethylbenzene | Hexachloro-1,3-butadiene | Isopropylbenzene (Cumene) | Methylene Chloride | Methyl-tert-butyl ether | Naphthalene | n-Propylbenzene | Styrene | Tetrachloroethene | Toluene | Trichloroethene | Trichlorofluoromethane | 1,2,4-Trimethylbenzene | 1,3,5-Trimethylbenzene | Vinyl chloride | Xylene (Total) | m&p-Xylene | o-Xylene | C5 - C8 Aliphatics | C9 - C12 Aliphatics | C9 - C10 Aromatics | VPH (Total) |
| **NCAC 2L Standards** | | | | **15** | **1** | **NE** | **0.6** | **70** | **70** | **3000** | **70** | **3** | **100** | **0.4** | **0.4** | **70** | **600** | **0.4** | **70** | **5** | **20** | **6** | **70** | **70** | **0.7** | **600** | **3** | **2000** | **400** | **400** | **0.03** | **500** | **500** | **500** | **400** | **700** | **200** | **NE** |
| **IMAC Standards** | | | | -- | -- | -- | -- | -- | -- | -- | -- | -- | -- | -- | -- | -- | -- | -- | -- | -- | -- | -- | -- | -- | -- | -- | -- | -- | -- | -- | -- | -- | -- | -- | -- | -- | -- |
| 92548170 | Trip Blank | N/A | 07/07/2021 | NA | <0.5 | <0.5 | <0.5 | <0.5 | <0.5 | <1 | <0.5 | <1 | <0.5 | <0.5 | <0.5 | <0.5 | <0.5 | <2 | <0.5 | <2 | <0.5 | <2 | <0.5 | <0.5 | <0.5 | <0.5 | <0.5 | <1 | <0.5 | <0.5 | <1 | <1.5 | <1 | <0.5 | NA | NA | NA | NA |
| 92548168 | Trip Blank | N/A | 07/07/2021 | NA | <0.5 | <0.5 | <0.5 | <0.5 | <0.5 | <1 | <0.5 | <1 | <0.5 | <0.5 | <0.5 | <0.5 | <0.5 | <2 | <0.5 | <2 | <0.5 | <2 | <0.5 | <0.5 | <0.5 | <0.5 | <0.5 | <1 | <0.5 | <0.5 | <1 | <1.5 | <1 | <0.5 | NA | NA | NA | NA |
| 92548169 | Trip Blank | NA | 07/07/2021 | NA | <0.5 | <0.5 | <0.5 | <0.5 | <0.5 | <1 | <0.5 | <1 | <0.5 | <0.5 | <0.5 | <0.5 | <0.5 | <2 | <0.5 | <2 | <0.5 | <2 | <0.5 | <0.5 | <0.5 | <0.5 | <0.5 | <1 | <0.5 | <0.5 | <1 | <1.5 | <1 | <0.5 | NA | NA | NA | NA |
| 92548527 | Trip Blank | N/A | 07/08/2021 | NA | <0.5 | <0.5 | <0.5 | <0.5 | <0.5 | <1 | <0.5 | <1 | <0.5 | <0.5 | <0.5 | <0.5 | <0.5 | <2 | <0.5 | <2 | <0.5 | <2 | <0.5 | <0.5 | <0.5 | <0.5 | <0.5 | <1 | <0.5 | <0.5 | <1 | <1.5 | <1 | <0.5 | NA | NA | NA | NA |
| 92548518 | Trip Blank | N/A | 07/08/2021 | NA | <0.5 | <0.5 | <0.5 | <0.5 | <0.5 | <1 | <0.5 | <1 | <0.5 | <0.5 | <0.5 | <0.5 | <0.5 | <2 | <0.5 | <2 | <0.5 | <2 | <0.5 | <0.5 | <0.5 | <0.5 | <0.5 | <1 | <0.5 | <0.5 | <1 | <1.5 | <1 | <0.5 | NA | NA | NA | NA |
| 92548519 | Trip Blank | N/A | 07/08/2021 | NA | <0.5 | <0.5 | <0.5 | <0.5 | <0.5 | <1 | <0.5 | <1 | <0.5 | <0.5 | <0.5 | <0.5 | <0.5 | <2 | <0.5 | <2 | <0.5 | <2 | <0.5 | <0.5 | <0.5 | <0.5 | <0.5 | <1 | <0.5 | <0.5 | <1 | <1.5 | <1 | <0.5 | NA | NA | NA | NA |
| 92548787 | TRIP BLANK | N/A | 07/09/2021 | NA | <0.5 | <0.5 | <0.5 | <0.5 | <0.5 | <1 | <0.5 | <1 | <0.5 | <0.5 | <0.5 | <0.5 | <0.5 | <2 | <0.5 | <2 | <0.5 | <2 | <0.5 | <0.5 | <0.5 | <0.5 | <0.5 | <1 | <0.5 | <0.5 | <1 | <1.5 | <1 | <0.5 | NA | NA | NA | NA |
| 92551297 | TRIP BLANK | N/A | 07/22/2021 | NA | <0.5 | <0.5 | <0.5 | <0.5 | <0.5 | <1 | <0.5 | <1 | <0.5 | <0.5 | <0.5 | <0.5 | <0.5 | <2 | <0.5 | <2 | <0.5 | <2 | <0.5 | <0.5 | <0.5 | <0.5 | <0.5 | <1 | <0.5 | <0.5 | <1 | <1.5 | <1 | <0.5 | NA | NA | NA | NA |
| 92551300 | TRIP BLANK | N/A | 07/22/2021 | NA | <0.5 | NA | NA | NA | NA | NA | NA | NA | NA | NA | NA | NA | NA | NA | NA | NA | NA | NA | NA | NA | NA | NA | NA | NA | NA | NA | NA | NA | NA | NA | NA | NA | NA | NA |
| 92553065 | TRIP BLANK | N/A | 08/02/2021 | NA | <0.5 | <0.5 | <0.5 | <0.5 | <0.5 | <1 | <0.5 | <1 | <0.5 | <0.5 | <0.5 | <0.5 | <0.5 | <2 | <0.5 | <2 | <0.5 | <2 | <0.5 | <0.5 | <0.5 | <0.5 | <0.5 | <1 | <0.5 | <0.5 | <1 | <1.5 | <1 | <0.5 | NA | NA | NA | NA |
| 92552929 | TRIP BLANK | N/A | 08/02/2021 | NA | <0.5 | <0.5 | <0.5 | <0.5 | <0.5 | <1 | <0.5 | <1 | <0.5 | <0.5 | <0.5 | <0.5 | <0.5 | <2 | <0.5 | <2 | <0.5 | <2 | <0.5 | <0.5 | <0.5 | <0.5 | <0.5 | <1 | <0.5 | <0.5 | <1 | <1.5 | <1 | <0.5 | NA | NA | NA | NA |
| 92553185 | TRIP BLANK | N/A | 08/03/2021 | NA | <0.5 | <0.5 | <0.5 | <0.5 | <0.5 | <1 | <0.5 | <1 | <0.5 | <0.5 | <0.5 | <0.5 | <0.5 | <2 | <0.5 | <2 | <0.5 | <2 | <0.5 | <0.5 | <0.5 | <0.5 | <0.5 | <1 | <0.5 | <0.5 | <1 | <1.5 | <1 | <0.5 | NA | NA | NA | NA |
| 92553189 | TRIP BLANK | N/A | 08/03/2021 | NA | <0.5 | <0.5 | <0.5 | <0.5 | <0.5 | <1 | <0.5 | <1 | <0.5 | <0.5 | <0.5 | <0.5 | <0.5 | <2 | <0.5 | <2 | <0.5 | <2 | <0.5 | <0.5 | <0.5 | <0.5 | <0.5 | <1 | <0.5 | <0.5 | <1 | <1.5 | <1 | <0.5 | NA | NA | NA | NA |
| 92553563 | TRIP BLANK | NA | 08/04/2021 | NA | <0.5 | <0.5 | <0.5 | <0.5 | <0.5 | <1 | <0.5 | <1 | <0.5 | <0.5 | <0.5 | <0.5 | <0.5 | <2 | <0.5 | <2 | <0.5 | <2 | <0.5 | <0.5 | <0.5 | <0.5 | <0.5 | <1 | <0.5 | <0.5 | <1 | <1.5 | <1 | <0.5 | NA | NA | NA | NA |
| 92553519 | TRIP BLANK | NA | 08/04/2021 | NA | <0.5 | <0.5 | <0.5 | <0.5 | <0.5 | <1 | <0.5 | <1 | <0.5 | <0.5 | <0.5 | <0.5 | <0.5 | <2 | <0.5 | <2 | <0.5 | <2 | <0.5 | <0.5 | <0.5 | <0.5 | <0.5 | <1 | <0.5 | <0.5 | <1 | <1.5 | <1 | <0.5 | NA | NA | NA | NA |
| 92554137 | Trip Blank | NA | 08/05/2021 | NA | <0.5 | <0.5 | <0.5 | <0.5 | <0.5 | <1 | <0.5 | <1 | <0.5 | <0.5 | <0.5 | <0.5 | <0.5 | <2 | <0.5 | <2 | <0.5 | <2 | <0.5 | <0.5 | <0.5 | <0.5 | <0.5 | <1 | <0.5 | <0.5 | <1 | <1.5 | <1 | <0.5 | NA | NA | NA | NA |
| 92554285 | TB-2 | NA | 08/06/2021 | NA | <0.5 | <0.5 | <0.5 | <0.5 | <0.5 | <1 | <0.5 | <1 | <0.5 | <0.5 | <0.5 | <0.5 | <0.5 | <2 | <0.5 | <2 | <0.5 | <2 | <0.5 | <0.5 | <0.5 | <0.5 | <0.5 | <1 | <0.5 | <0.5 | <1 | <1.5 | <1 | <0.5 | NA | NA | NA | NA |
| 92554285 | Trip Blank | NA | 08/06/2021 | NA | <0.5 | <0.5 | <0.5 | <0.5 | <0.5 | <1 | <0.5 | <1 | <0.5 | <0.5 | <0.5 | <0.5 | <0.5 | <2 | <0.5 | <2 | <0.5 | <2 | <0.5 | <0.5 | <0.5 | <0.5 | <0.5 | <1 | <0.5 | <0.5 | <1 | <1.5 | <1 | <0.5 | NA | NA | NA | NA |
| 92558448 | TRIP BLANK | NA | 08/30/2021 | NA | <0.5 | <0.5 | <0.5 | <0.5 | <0.5 | <1 | <0.5 | <1 | <0.5 | <0.5 | <0.5 | <0.5 | <0.5 | <2 | <0.5 | <2 | <0.5 | <2 | <0.5 | <0.5 | <0.5 | <0.5 | <0.5 | <1 | <0.5 | <0.5 | <1 | <1.5 | <1 | <0.5 | NA | NA | NA | NA |
| 92558450 | TRIP BLANK | NA | 08/30/2021 | NA | <0.5 | <0.5 | <0.5 | <0.5 | <0.5 | <1 | <0.5 | <1 | <0.5 | <0.5 | <0.5 | <0.5 | <0.5 | <2 | <0.5 | <2 | <0.5 | <2 | <0.5 | <0.5 | <0.5 | <0.5 | <0.5 | <1 | <0.5 | <0.5 | <1 | <1.5 | <1 | <0.5 | NA | NA | NA | NA |
| 92558446 | TRIP BLANK | NA | 08/30/2021 | NA | <0.5 | <0.5 | <0.5 | <0.5 | <0.5 | <1 | <0.5 | <1 | <0.5 | <0.5 | <0.5 | <0.5 | <0.5 | <2 | <0.5 | <2 | <0.5 | <2 | <0.5 | <0.5 | <0.5 | <0.5 | <0.5 | <1 | <0.5 | <0.5 | <1 | <1.5 | <1 | <0.5 | NA | NA | NA | NA |
| 92558740 | TRIP BLANK | NA | 08/31/2021 | NA | <0.5 | <0.5 | <0.5 | <0.5 | <0.5 | <1 | <0.5 | <1 | <0.5 | <0.5 | <0.5 | <0.5 | <0.5 | <2 | <0.5 | <2 | <0.5 | <2 | <0.5 | <0.5 | <0.5 | <0.5 | <0.5 | <1 | <0.5 | <0.5 | <1 | <1.5 | <1 | <0.5 | NA | NA | NA | NA |
| 92558738 | TRIP BLANK | NA | 08/31/2021 | NA | <0.5 | <0.5 | <0.5 | <0.5 | <0.5 | <1 | <0.5 | <1 | <0.5 | <0.5 | <0.5 | <0.5 | <0.5 | <2 | <0.5 | <2 | <0.5 | <2 | <0.5 | <0.5 | <0.5 | <0.5 | <0.5 | <1 | <0.5 | <0.5 | <1 | <1.5 | <1 | <0.5 | NA | NA | NA | NA |
| 92559014 | TRIP BLANK-1 | NA | 09/01/2021 | NA | <0.5 | <0.5 | <0.5 | <0.5 | <0.5 | <1 | <0.5 | <1 | <0.5 | <0.5 | <0.5 | <0.5 | <0.5 | <2 | <0.5 | <2 | <0.5 | <2 | <0.5 | <0.5 | <0.5 | <0.5 | <0.5 | <1 | <0.5 | <0.5 | <1 | <1.5 | <1 | <0.5 | NA | NA | NA | NA |
| 92559014 | TRIP BLANK-2 | NA | 09/01/2021 | NA | <0.5 | <0.5 | <0.5 | <0.5 | <0.5 | <1 | <0.5 | <1 | <0.5 | <0.5 | <0.5 | <0.5 | <0.5 | <2 | <0.5 | <2 | <0.5 | <2 | <0.5 | <0.5 | <0.5 | <0.5 | <0.5 | <1 | <0.5 | <0.5 | <1 | <1.5 | <1 | <0.5 | NA | NA | NA | NA |
| 92559014 | TRIP BLANK-3 | NA | 09/01/2021 | NA | <0.5 | <0.5 | <0.5 | <0.5 | <0.5 | <1 | <0.5 | <1 | <0.5 | <0.5 | <0.5 | <0.5 | <0.5 | <2 | <0.5 | <2 | <0.5 | <2 | <0.5 | <0.5 | <0.5 | <0.5 | <0.5 | <1 | <0.5 | <0.5 | <1 | <1.5 | <1 | <0.5 | NA | NA | NA | NA |
| 92559334 | TRIP BLANK | NA | 09/02/2021 | NA | <0.5 | <0.5 | <0.5 | <0.5 | <0.5 | <1 | <0.5 | <1 | <0.5 | <0.5 | <0.5 | <0.5 | <0.5 | <2 | <0.5 | <2 | <0.5 | <2 | <0.5 | <0.5 | <0.5 | <0.5 | <0.5 | <1 | <0.5 | <0.5 | <1 | <1.5 | <1 | <0.5 | NA | NA | NA | NA |
| 92559360 | TRIP-1 | NA | 09/02/2021 | NA | <0.5 | <0.5 | <0.5 | <0.5 | <0.5 | <1 | <0.5 | <1 | <0.5 | <0.5 | <0.5 | <0.5 | <0.5 | <2 | <0.5 | <2 | <0.5 | <2 | <0.5 | <0.5 | <0.5 | <0.5 | <0.5 | <1 | <0.5 | <0.5 | <1 | <1.5 | <1 | <0.5 | NA | NA | NA | NA |
| 92559360 | TRIP-2 | NA | 09/02/2021 | NA | <0.5 | <0.5 | <0.5 | <0.5 | <0.5 | <1 | <0.5 | <1 | <0.5 | <0.5 | <0.5 | <0.5 | <0.5 | <2 | <0.5 | <2 | <0.5 | <2 | <0.5 | <0.5 | <0.5 | <0.5 | <0.5 | <1 | <0.5 | <0.5 | <1 | <1.5 | <1 | <0.5 | NA | NA | NA | NA |
| 92559360 | TRIP-3 | NA | 09/02/2021 | NA | <0.5 | <0.5 | <0.5 | <0.5 | <0.5 | <1 | <0.5 | <1 | <0.5 | <0.5 | <0.5 | <0.5 | <0.5 | <2 | <0.5 | <2 | <0.5 | <2 | <0.5 | <0.5 | <0.5 | <0.5 | <0.5 | <1 | <0.5 | <0.5 | <1 | <1.5 | <1 | <0.5 | NA | NA | NA | NA |
| 92563487 | TRIP BLANK | NA | 09/27/2021 | NA | <0.5 | <0.5 | <0.5 | <0.5 | <0.5 | <0.5 | <0.5 | <1 | <0.5 | <0.5 | <0.5 | <0.5 | <0.5 | <0.6 | <0.5 | **0.90J** | <0.5 | <0.5 | <0.5 | <0.5 | <0.5 | <0.5 | <0.5 | <0.5 | <0.5 | <0.5 | <0.5 | <1.5 | <1 | <0.5 | NA | NA | NA | NA |
| 92563804 | TRIP BLANK | NA | 09/28/2021 | NA | <0.5 | <0.5 | <0.5 | <0.5 | <0.5 | <0.5 | <0.5 | <0.6 | <0.5 | <0.5 | <0.5 | <0.5 | <0.5 | <0.6 | <0.5 | **0.73J** | <0.5 | <0.5 | <0.5 | <0.5 | <0.5 | <0.5 | <0.5 | <0.5 | <0.5 | <0.5 | <0.5 | <1.5 | <1 | <0.5 | NA | NA | NA | NA |
| 92564084 | TRIP BLANK | NA | 09/29/2021 | NA | <0.5 | <0.5 | <0.5 | <0.5 | <0.5 | <0.5 | <0.5 | <2 | <0.5 | <0.5 | <0.5 | <0.5 | <0.5 | <0.6 | <0.5 | **0.64J** | <0.5 | <0.5 | <0.5 | <0.5 | <0.5 | <0.5 | <0.5 | <0.5 | <0.5 | <0.5 | <0.5 | <1.5 | <1 | <0.5 | <100 | <100 | <100 | NA |
| 92564327 | TRIP BLANK | NA | 09/30/2021 | NA | <0.5 | <0.5 | <0.5 | <0.5 | <0.5 | <0.5 | <0.5 | <0.6 | <0.5 | <0.5 | <0.5 | <0.5 | <0.5 | <0.6 | <0.5 | **0.61J** | <0.5 | <0.5 | <0.5 | <0.5 | <0.5 | <0.5 | <0.5 | <0.5 | <0.5 | <0.5 | <0.5 | <1.5 | <1 | <0.5 | NA | NA | NA | NA |
| 92564336 | TRIP BLANK | NA | 09/30/2021 | NA | <0.5 | <0.5 | <0.5 | <0.5 | <0.5 | <0.5 | <0.5 | <0.6 | <0.5 | <0.5 | <0.5 | <0.5 | <0.5 | <0.6 | <0.5 | **0.66J** | <0.5 | <0.5 | <0.5 | <0.5 | <0.5 | <0.5 | <0.5 | <0.5 | <0.5 | <0.5 | <0.5 | <1.5 | <1 | <0.5 | NA | NA | NA | NA |
| 92564333 | TRIP BLANK | NA | 09/30/2021 | NA | <0.5 | <0.5 | <0.5 | <0.5 | <0.5 | <0.5 | <0.5 | <0.6 | <0.5 | <0.5 | <0.5 | <0.5 | <0.5 | <0.6 | <0.5 | **0.75J** | <0.5 | <0.5 | <0.5 | <0.5 | <0.5 | <0.5 | <0.5 | <0.5 | <0.5 | <0.5 | <0.5 | <1.5 | <1 | <0.5 | <100 | <100 | <100 | NA |
| 92565572 | Trip Blank | NA | 10/07/2021 | NA | <0.5 | <0.5 | <0.5 | <0.5 | <0.5 | <1 | <0.5 | <1 | <0.5 | <0.5 | <0.5 | <0.5 | <0.5 | <2 | <0.5 | <2 | <0.5 | <2 | <0.5 | <0.5 | <0.5 | <0.5 | <0.5 | <1 | <0.5 | <0.5 | <1 | <1.5 | <1 | <0.5 | NA | NA | NA | NA |
| 92564680 | TRIP BLANK | NA | 10/04/2021 | NA | <0.5 | <0.5 | <0.5 | <0.5 | <0.5 | <0.5 | <0.5 | <0.6 | <0.5 | <0.5 | <0.5 | <0.5 | <0.5 | <0.6 | <0.5 | **1.0J** | <0.5 | <0.5 | <0.5 | <0.5 | <0.5 | <0.5 | <0.5 | <0.5 | <0.5 | <0.5 | <0.5 | <1.5 | <1 | <0.5 | NA | NA | NA | NA |
| 92564679 | TRIP BLANK | NA | 10/04/2021 | NA | <0.5 | <0.5 | <0.5 | <0.5 | <0.5 | <0.5 | <0.5 | <0.6 | <0.5 | <0.5 | <0.5 | <0.5 | <0.5 | <0.6 | <0.5 | **0.92J** | <0.5 | <0.5 | <0.5 | <0.5 | <0.5 | <0.5 | <0.5 | <0.5 | <0.5 | <0.5 | <0.5 | <1.5 | <1 | <0.5 | NA | NA | NA | NA |
| 92564770 | TRIP BLANK | NA | 10/05/2021 | NA | <0.5 | <0.5 | <0.5 | <0.5 | <0.5 | <0.5 | <0.5 | <0.6 | <0.5 | <0.5 | <0.5 | <0.5 | <0.5 | <0.6 | <0.5 | **1.0J** | <0.5 | <0.5 | <0.5 | <0.5 | <0.5 | <0.5 | <0.5 | <0.5 | <0.5 | <0.5 | <0.5 | <1.5 | <1 | <0.5 | NA | NA | NA | NA |
| 92564678 | TRIP BLANK | NA | 10/04/2021 | NA | <0.5 | <0.5 | <0.5 | <0.5 | <0.5 | <0.5 | <0.5 | <0.6 | <0.5 | <0.5 | <0.5 | <0.5 | <0.5 | <0.6 | <0.5 | **1.1J** | <0.5 | <0.5 | <0.5 | <0.5 | <0.5 | <0.5 | <0.5 | <0.5 | <0.5 | <0.5 | <0.5 | <1.5 | <1 | <0.5 | NA | NA | NA | NA |
| 92566046 | TRIP BLANK_20211011 | NA | 10/11/2021 | NA | <0.5 | <0.5 | <0.5 | <0.5 | <0.5 | <0.5 | <0.5 | <2 | <0.5 | <0.5 | <0.5 | <0.5 | <0.5 | <0.6 | <0.5 | **1.1J** | <0.5 | <0.5 | <0.5 | <0.5 | <0.5 | <0.5 | <0.5 | <0.5 | <0.5 | <0.5 | <0.5 | <1.5 | <1 | <0.5 | NA | NA | NA | NA |
| 92569880 | TRIP BLANK | NA | 11/01/2021 | NA | <0.5 | <0.5 | <0.5 | <0.5 | <0.5 | <1 | <0.5 | <1 | <0.5 | <0.5 | <0.5 | <0.5 | <0.5 | <2 | <0.5 | <2 | <0.5 | <2 | <0.5 | <0.5 | <0.5 | <0.5 | <0.5 | <1 | <0.5 | <0.5 | <1 | <1.5 | <1 | <0.5 | NA | NA | NA | NA |
| 92569881 | TRIP BLANK | NA | 11/01/2021 | NA | <0.5 | <0.5 | <0.5 | <0.5 | <0.5 | <1 | <0.5 | <1 | <0.5 | <0.5 | <0.5 | <0.5 | <0.5 | <2 | <0.5 | <2 | <0.5 | <2 | <0.5 | <0.5 | <0.5 | <0.5 | <0.5 | <1 | <0.5 | <0.5 | <1 | <1.5 | <1 | <0.5 | NA | NA | NA | NA |
| 92569882 | TRIP BLANK | NA | 11/01/2021 | NA | <0.5 | <0.5 | <0.5 | <0.5 | <0.5 | <1 | <0.5 | <1 | <0.5 | <0.5 | <0.5 | <0.5 | <0.5 | <2 | <0.5 | <2 | <0.5 | <2 | <0.5 | <0.5 | <0.5 | <0.5 | <0.5 | <1 | <0.5 | <0.5 | <1 | <1.5 | <1 | <0.5 | NA | NA | NA | NA |
| 92570178 | TRIP BLANK | NA | 11/02/2021 | NA | <0.5 | <0.5 | <0.5 | <0.5 | <0.5 | <1 | <0.5 | <1 | <0.5 | <0.5 | <0.5 | <0.5 | <0.5 | <2 | <0.5 | <2 | <0.5 | <2 | <0.5 | <0.5 | <0.5 | <0.5 | <0.5 | <1 | <0.5 | <0.5 | <1 | <1.5 | <1 | <0.5 | NA | NA | NA | NA |
| 92570181 | TRIP BLANK-1 | NA | 11/02/2021 | NA | <0.5 | <0.5 | <0.5 | <0.5 | <0.5 | <1 | <0.5 | <1 | <0.5 | <0.5 | <0.5 | <0.5 | <0.5 | <2 | <0.5 | <2 | <0.5 | <2 | <0.5 | <0.5 | <0.5 | <0.5 | <0.5 | <1 | <0.5 | <0.5 | <1 | <1.5 | <1 | <0.5 | NA | NA | NA | NA |
| 92570181 | TRIP BLANK-2 | NA | 11/02/2021 | NA | <0.5 | <0.5 | <0.5 | <0.5 | <0.5 | <1 | <0.5 | <1 | <0.5 | <0.5 | <0.5 | <0.5 | <0.5 | <2 | <0.5 | <2 | <0.5 | <2 | <0.5 | <0.5 | <0.5 | <0.5 | <0.5 | <1 | <0.5 | <0.5 | <1 | <1.5 | <1 | <0.5 | NA | NA | NA | NA |

**Table 5A**
**Summary of Monitoring Well Sampling Results**

Colonial Pipeline Company
2020-L1-SR2448
Huntersville, North Carolina

| Lab Report Number | Sample ID | Well ID | Sample Date | Metals (µg/L) | VOCs (µg/L) | | | | | | | | | | | | | | | | | | | | | | | | | | | | | MADEP VPH (µg/L) | | | |
|---|---|---|---|---|---|---|---|---|---|---|---|---|---|---|---|---|---|---|---|---|---|---|---|---|---|---|---|---|---|---|---|---|---|---|---|---|---|
| | | | | Lead | Benzene | Bromochloromethane | Bromodichloromethane | n-Butylbenzene | sec-Butylbenzene | Chloroethane | Chloroform | Chloromethane | 2-Chlorotoluene | Dibromochloromethane | 1,2-Dichloroethane | Diisopropyl ether | Ethylbenzene | Hexachloro-1,3-butadiene | Isopropylbenzene (Cumene) | Methylene Chloride | Methyl-tert-butyl ether | Naphthalene | n-Propylbenzene | Styrene | Tetrachloroethene | Toluene | Trichloroethene | Trichlorofluoromethane | 1,2,4-Trimethylbenzene | 1,3,5-Trimethylbenzene | Vinyl chloride | Xylene (Total) | m&p-Xylene | o-Xylene | C5 - C8 Aliphatics | C9 - C12 Aliphatics | C9 - C10 Aromatics | VPH (Total) |
| **NCAC 2L Standards** | | | | **15** | **1** | **NE** | **0.6** | **70** | **70** | **3000** | **70** | **3** | **100** | **0.4** | **0.4** | **70** | **600** | **0.4** | **70** | **5** | **20** | **6** | **70** | **70** | **0.7** | **600** | **3** | **2000** | **400** | **400** | **0.03** | **500** | **500** | **500** | **400** | **700** | **200** | **NE** |
| **IMAC Standards** | | | | -- | -- | -- | -- | -- | -- | -- | -- | -- | -- | -- | -- | -- | -- | -- | -- | -- | -- | -- | -- | -- | -- | -- | -- | -- | -- | -- | -- | -- | -- | -- | -- | -- | -- |
| 92570483 | TRIP BLANK | NA | 11/03/2021 | NA | <0.5 | <0.5 | <0.5 | <0.5 | <0.5 | <1 | <0.5 | <1 | <0.5 | <0.5 | <0.5 | <0.5 | <0.5 | <2 | <0.5 | <2 | <0.5 | <2 | <0.5 | <0.5 | <0.5 | <0.5 | <0.5 | <1 | <0.5 | <0.5 | <1 | <1.5 | <1 | <0.5 | NA | NA | NA | NA |
| 92570816 | TRIP BLANK | NA | 11/04/2021 | NA | <0.5 | <0.5 | <0.5 | <0.5 | <0.5 | <1 | <0.5 | <1 | <0.5 | <0.5 | <0.5 | <0.5 | <0.5 | <2 | <0.5 | <2 | <0.5 | <2 | <0.5 | <0.5 | <0.5 | <0.5 | <0.5 | <1 | <0.5 | <0.5 | <1 | <1.5 | <1 | <0.5 | NA | NA | NA | NA |
| 92571046 | TRIP BLANK | NA | 11/05/2021 | NA | <0.5 | <0.5 | <0.5 | <0.5 | <0.5 | <1 | <0.5 | <1 | <0.5 | <0.5 | <0.5 | <0.5 | <0.5 | <2 | <0.5 | <2 | <0.5 | <2 | <0.5 | <0.5 | <0.5 | <0.5 | <0.5 | <1 | <0.5 | <0.5 | <1 | <1.5 | <1 | <0.5 | NA | NA | NA | NA |
| 92571040 | TRIP BLANK | NA | 11/05/2021 | NA | <0.5 | <0.5 | <0.5 | <0.5 | <0.5 | <1 | <0.5 | <1 | <0.5 | <0.5 | <0.5 | <0.5 | <0.5 | <2 | <0.5 | <2 | <0.5 | <2 | <0.5 | <0.5 | <0.5 | <0.5 | <0.5 | <1 | <0.5 | <0.5 | <1 | <1.5 | <1 | <0.5 | NA | NA | NA | NA |
| 92573585 | TRIP BLANK | NA | 11/19/2021 | NA | <0.5 | <0.5 | <0.5 | <0.5 | <0.5 | <1 | <0.5 | <1 | <0.5 | <0.5 | <0.5 | <0.5 | <0.5 | <2 | <0.5 | <2 | <0.5 | <2 | <0.5 | <0.5 | <0.5 | <0.5 | <0.5 | <1 | <0.5 | <0.5 | <1 | <1.5 | <1 | <0.5 | NA | NA | NA | NA |
| 92574910 | TRIP BLANK | NA | 11/30/2021 | NA | <0.5 | <0.5 | <0.5 | <0.5 | <0.5 | <1 | <0.5 | <1 | <0.5 | <0.5 | <0.5 | <0.5 | <0.5 | <2 | <0.5 | <2 | <0.5 | <2 | <0.5 | <0.5 | <0.5 | <0.5 | <0.5 | <1 | <0.5 | <0.5 | <1 | <1.5 | <1 | <0.5 | NA | NA | NA | NA |
| 92574894 | TRIP BLANK | NA | 11/30/2021 | NA | <0.5 | <0.5 | <0.5 | <0.5 | <0.5 | <1 | <0.5 | <1 | <0.5 | <0.5 | <0.5 | <0.5 | <0.5 | <2 | <0.5 | <2 | <0.5 | <2 | <0.5 | <0.5 | <0.5 | <0.5 | <0.5 | <1 | <0.5 | <0.5 | <1 | <1.5 | <1 | <0.5 | NA | NA | NA | NA |
| 92574905 | TRIP BLANK | NA | 11/30/2021 | NA | <0.5 | <0.5 | <0.5 | <0.5 | <0.5 | <1 | <0.5 | <1 | <0.5 | <0.5 | <0.5 | <0.5 | <0.5 | <2 | <0.5 | <2 | <0.5 | <2 | <0.5 | <0.5 | <0.5 | <0.5 | <0.5 | <1 | <0.5 | <0.5 | <1 | <1.5 | <1 | <0.5 | <50 | <50 | <50 | <50 |
| 92574898 | TRIP BLANK | NA | 11/30/2021 | NA | <0.5 | <0.5 | <0.5 | <0.5 | <0.5 | <1 | <0.5 | <1 | <0.5 | <0.5 | <0.5 | <0.5 | <0.5 | <2 | <0.5 | <2 | <0.5 | <2 | <0.5 | <0.5 | <0.5 | <0.5 | <0.5 | <1 | <0.5 | <0.5 | <1 | <1.5 | <1 | <0.5 | NA | NA | NA | NA |
| 92575208 | TRIP BLANK | NA | 12/01/2021 | NA | <0.5 | <0.5 | <0.5 | <0.5 | <0.5 | <1 | <0.5 | <1 | <0.5 | <0.5 | <0.5 | <0.5 | <0.5 | <2 | <0.5 | <2 | <0.5 | <2 | <0.5 | <0.5 | <0.5 | <0.5 | <0.5 | <1 | <0.5 | <0.5 | <1 | <1.5 | <1 | <0.5 | NA | NA | NA | NA |
| 92575462 | Trip Blank | NA | 12/01/2021 | NA | <0.5 | <0.5 | <0.5 | <0.5 | <0.5 | <1 | <0.5 | <1 | <0.5 | <0.5 | <0.5 | <0.5 | <0.5 | <2 | <0.5 | <2 | <0.5 | <2 | <0.5 | <0.5 | <0.5 | <0.5 | <0.5 | <1 | <0.5 | <0.5 | <1 | <1.5 | <1 | <0.5 | NA | NA | NA | NA |
| 92575206 | TRIP BLANK | NA | 12/01/2021 | NA | <0.5 | <0.5 | <0.5 | <0.5 | <0.5 | <1 | <0.5 | <1 | <0.5 | <0.5 | <0.5 | <0.5 | <0.5 | <2 | <0.5 | <2 | <0.5 | <2 | <0.5 | <0.5 | <0.5 | <0.5 | <0.5 | <1 | <0.5 | <0.5 | <1 | <1.5 | <1 | <0.5 | NA | NA | NA | NA |
| 92575479 | TRIP BLANK | NA | 12/02/2021 | NA | <0.5 | <0.5 | <0.5 | <0.5 | <0.5 | <1 | <0.5 | <1 | <0.5 | <0.5 | <0.5 | <0.5 | <0.5 | <2 | <0.5 | <2 | <0.5 | <2 | <0.5 | <0.5 | <0.5 | <0.5 | <0.5 | <1 | <0.5 | <0.5 | <1 | <1.5 | <1 | <0.5 | <50 | <50 | <50 | <50 |
| 92575654 | Trip Blank | NA | 12/02/2021 | NA | <0.5 | <0.5 | <0.5 | <0.5 | <0.5 | <1 | <0.5 | <1 | <0.5 | <0.5 | <0.5 | <0.5 | <0.5 | <2 | <0.5 | <2 | <0.5 | <2 | <0.5 | <0.5 | <0.5 | <0.5 | <0.5 | <1 | <0.5 | <0.5 | <1 | <1.5 | <1 | <0.5 | NA | NA | NA | NA |
| 92575770 | TRIP BLANK | NA | 12/03/2021 | NA | <0.5 | <0.5 | <0.5 | <0.5 | <0.5 | <1 | <0.5 | <1 | <0.5 | <0.5 | <0.5 | <0.5 | <0.5 | <2 | <0.5 | <2 | <0.5 | <2 | <0.5 | <0.5 | <0.5 | <0.5 | <0.5 | <1 | <0.5 | <0.5 | <1 | <1.5 | <1 | <0.5 | NA | NA | NA | NA |
| 92578676 | TRIP BLANK | NA | 12/16/2021 | NA | <0.5 | <0.5 | <0.5 | <0.5 | <0.5 | <1 | <0.5 | <1 | <0.5 | <0.5 | <0.5 | <0.5 | <0.5 | <2 | <0.5 | <2 | <0.5 | <2 | <0.5 | <0.5 | <0.5 | <0.5 | <0.5 | <1 | <0.5 | <0.5 | <1 | <1.5 | <1 | <0.5 | NA | NA | NA | NA |
| 92580647 | TRIP BLANK | NA | 01/03/2022 | NA | <0.5 | <0.5 | <0.5 | <0.5 | <0.5 | <1 | <0.5 | <1 | <0.5 | <0.5 | <0.5 | <0.5 | <0.5 | <2 | <0.5 | <2 | <0.5 | <2 | <0.5 | <0.5 | <0.5 | <0.5 | <0.5 | <1 | <0.5 | <0.5 | <1 | <1.5 | <1 | <0.5 | NA | NA | NA | NA |
| 92580642 | TRIP BLANK | NA | 01/03/2022 | NA | <0.5 | <0.5 | <0.5 | <0.5 | <0.5 | <1 | <0.5 | <1 | <0.5 | <0.5 | <0.5 | <0.5 | <0.5 | <2 | <0.5 | <2 | <0.5 | <2 | <0.5 | <0.5 | <0.5 | <0.5 | <0.5 | <1 | <0.5 | <0.5 | <1 | <1.5 | <1 | <0.5 | NA | NA | NA | NA |
| 92580644 | TRIP BLANK | NA | 01/03/2022 | NA | <0.5 | <0.5 | <0.5 | <0.5 | <0.5 | <1 | <0.5 | <1 | <0.5 | <0.5 | <0.5 | <0.5 | <0.5 | <2 | <0.5 | <2 | <0.5 | <2 | <0.5 | <0.5 | <0.5 | <0.5 | <0.5 | <1 | <0.5 | <0.5 | <1 | <1.5 | <1 | <0.5 | NA | NA | NA | NA |
| 92580901 | TRIP BLANK | NA | 01/04/2022 | NA | <0.5 | <0.5 | <0.5 | <0.5 | <0.5 | <1 | <0.5 | <1 | <0.5 | <0.5 | <0.5 | <0.5 | <0.5 | <2 | <0.5 | <2 | <0.5 | <2 | <0.5 | <0.5 | <0.5 | <0.5 | <0.5 | <1 | <0.5 | <0.5 | <1 | <1.5 | <1 | <0.5 | NA | NA | NA | NA |
| 92580903 | TRIP BLANK | NA | 01/04/2022 | NA | <0.5 | <0.5 | <0.5 | <0.5 | <0.5 | <1 | <0.5 | <1 | <0.5 | <0.5 | <0.5 | <0.5 | <0.5 | <2 | <0.5 | <2 | <0.5 | <2 | <0.5 | <0.5 | <0.5 | <0.5 | <0.5 | <1 | <0.5 | <0.5 | <1 | <1.5 | <1 | <0.5 | NA | NA | NA | NA |
| 92581193 | TRIP BLANK | NA | 01/05/2022 | NA | <0.5 | <0.5 | <0.5 | <0.5 | <0.5 | <1 | <0.5 | <1 | <0.5 | <0.5 | <0.5 | <0.5 | <0.5 | <2 | <0.5 | <2 | <0.5 | <2 | <0.5 | <0.5 | <0.5 | <0.5 | <0.5 | <1 | <0.5 | <0.5 | <1 | <1.5 | <1 | <0.5 | NA | NA | NA | NA |
| 92583209 | TRIP BLANK | NA | 01/05/2022 | NA | <0.5 | <0.5 | <0.5 | <0.5 | <0.5 | <1 | <0.5 | <1 | <0.5 | <0.5 | <0.5 | <0.5 | <0.5 | <2 | <0.5 | <2 | <0.5 | <2 | <0.5 | <0.5 | <0.5 | <0.5 | <0.5 | <1 | <0.5 | <0.5 | <1 | <1.5 | <1 | <0.5 | NA | NA | NA | NA |
| 92583376 | TRIP BLANK | NA | 01/06/2022 | NA | <0.5 | <0.5 | <0.5 | <0.5 | <0.5 | <1 | <0.5 | <1 | <0.5 | <0.5 | <0.5 | <0.5 | <0.5 | <2 | <0.5 | <2 | <0.5 | <2 | <0.5 | <0.5 | <0.5 | <0.5 | <0.5 | <1 | <0.5 | <0.5 | <1 | <1.5 | <1 | <0.5 | NA | NA | NA | NA |
| 92581679 | TRIP BLANK | NA | 01/07/2022 | NA | <0.5 | <0.5 | <0.5 | <0.5 | <0.5 | <1 | <0.5 | <1 | <0.5 | <0.5 | <0.5 | <0.5 | <0.5 | <2 | <0.5 | <2 | <0.5 | <2 | <0.5 | <0.5 | <0.5 | <0.5 | <0.5 | <1 | <0.5 | <0.5 | <1 | <1.5 | <1 | <0.5 | NA | NA | NA | NA |
| 92581742 | TRIP BLANK | NA | 01/07/2022 | NA | <0.5 | <0.5 | <0.5 | <0.5 | <0.5 | <1 | <0.5 | <1 | <0.5 | <0.5 | <0.5 | <0.5 | <0.5 | <2 | <0.5 | <2 | <0.5 | <2 | <0.5 | <0.5 | <0.5 | <0.5 | <0.5 | <1 | <0.5 | <0.5 | <1 | <1.5 | <1 | <0.5 | NA | NA | NA | NA |
| 92581834 | TRIP BLANK | NA | 01/10/2022 | NA | <0.5 | <0.5 | <0.5 | <0.5 | <0.5 | <1 | <0.5 | <1 | <0.5 | <0.5 | <0.5 | <0.5 | <0.5 | <2 | <0.5 | <2 | <0.5 | <2 | <0.5 | <0.5 | <0.5 | <0.5 | <0.5 | <1 | <0.5 | <0.5 | <1 | <1.5 | <1 | <0.5 | NA | NA | NA | NA |
| 92499587 | EB-1-20201007 | N/A | 10/07/2020 | <5 | <0.5 | <0.5 | <0.5 | <0.5 | <0.5 | <1 | <0.5 | <1 | <0.5 | <0.5 | <0.5 | <0.5 | <0.5 | <2 | <0.5 | <2 | <0.5 | <2 | <0.5 | <0.5 | <0.5 | <0.5 | <0.5 | <1 | <0.5 | <0.5 | <1 | <1.5 | <1 | <0.5 | <100 | <100 | <100 | <100 |
| 92499587 | FB-1-20201007 | N/A | 10/07/2020 | <5 | <0.5 | <0.5 | <0.5 | <0.5 | <0.5 | <1 | <0.5 | <1 | <0.5 | <0.5 | <0.5 | <0.5 | <0.5 | <2 | <0.5 | <2 | <0.5 | <2 | <0.5 | <0.5 | <0.5 | <0.5 | <0.5 | <1 | <0.5 | <0.5 | <1 | <1.5 | <1 | <0.5 | <100 | <100 | <100 | <100 |
| 92500605 | EB-1-20201007 | N/A | 10/07/2020 | <5 | <0.5 | <0.5 | <0.5 | <0.5 | <0.5 | <1 | <0.5 | <1 | <0.5 | <0.5 | <0.5 | <0.5 | <0.5 | <2 | <0.5 | <2 | <0.5 | <2 | <0.5 | <0.5 | <0.5 | <0.5 | <0.5 | <1 | <0.5 | <0.5 | <1 | <1.5 | <1 | <0.5 | <100 | <100 | <100 | <100 |
| 92500605 | FB-1-20201007 | N/A | 10/07/2020 | <5 | <0.5 | <0.5 | <0.5 | <0.5 | <0.5 | <1 | <0.5 | <1 | <0.5 | <0.5 | <0.5 | <0.5 | <0.5 | <2 | <0.5 | <2 | <0.5 | <2 | <0.5 | <0.5 | <0.5 | <0.5 | <0.5 | <1 | <0.5 | <0.5 | <1 | <1.5 | <1 | <0.5 | <100 | <100 | <100 | <100 |
| 92500606 | EB-1-20201007 | N/A | 10/07/2020 | <5 | <0.5 | <0.5 | <0.5 | <0.5 | <0.5 | <1 | <0.5 | <1 | <0.5 | <0.5 | <0.5 | <0.5 | <0.5 | <2 | <0.5 | <2 | <0.5 | <2 | <0.5 | <0.5 | <0.5 | <0.5 | <0.5 | <1 | <0.5 | <0.5 | <1 | <1.5 | <1 | <0.5 | <100 | <100 | <100 | <100 |
| 92500606 | FB-1-20201007 | N/A | 10/07/2020 | <5 | <0.5 | <0.5 | <0.5 | <0.5 | <0.5 | <1 | <0.5 | <1 | <0.5 | <0.5 | <0.5 | <0.5 | <0.5 | <2 | <0.5 | <2 | <0.5 | <2 | <0.5 | <0.5 | <0.5 | <0.5 | <0.5 | <1 | <0.5 | <0.5 | <1 | <1.5 | <1 | <0.5 | <100 | <100 | <100 | <100 |
| 92501616 | FB-01-20201021 | N/A | 10/21/2020 | <5 | <0.5 | <0.5 | <0.5 | <0.5 | <0.5 | <1 | <0.5 | <1 | <0.5 | <0.5 | <0.5 | <0.5 | <0.5 | <2 | <0.5 | <2 | <0.5 | <2 | <0.5 | <0.5 | <0.5 | <0.5 | <0.5 | <1 | <0.5 | <0.5 | <1 | <1.5 | <1 | <0.5 | <100 | <100 | <100 | <100 |
| 92501860 | FB-2-20201022 | N/A | 10/22/2020 | <5 | <0.5 | <0.5 | <0.5 | <0.5 | <0.5 | <1 | <0.5 | <1 | <0.5 | <0.5 | <0.5 | <0.5 | <0.5 | <2 | <0.5 | <2 | <0.5 | <2 | <0.5 | <0.5 | <0.5 | <0.5 | <0.5 | <1 | <0.5 | <0.5 | <1 | <1.5 | <1 | <0.5 | <100 | <100 | <100 | <100 |
| 92501960 | FB-3-20201023 | N/A | 10/23/2020 | <5 | <0.5 | <0.5 | <0.5 | <0.5 | <0.5 | <1 | <0.5 | <1 | <0.5 | <0.5 | <0.5 | <0.5 | <0.5 | <2 | <0.5 | <2 | <0.5 | <2 | <0.5 | <0.5 | <0.5 | <0.5 | <0.5 | <1 | <0.5 | <0.5 | <1 | <1.5 | <1 | <0.5 | <100 | <100 | <100 | <100 |
| 92508536 | FB-01-20201130 | N/A | 11/30/2020 | NA | <0.5 | <0.5 | <0.5 | <0.5 | <0.5 | <1 | <0.5 | <1 | <0.5 | <0.5 | <0.5 | <0.5 | <0.5 | <2 | <0.5 | <2 | <0.5 | <2 | <0.5 | <0.5 | <0.5 | <0.5 | <0.5 | <1 | <0.5 | <0.5 | <1 | <1.5 | <1 | <0.5 | <100 | <100 | <100 | <100 |
| 92509251 | FB-1-20201202 | N/A | 12/02/2020 | NA | <0.5 | <0.5 | <0.5 | <0.5 | <0.5 | <1 | <0.5 | <1 | <0.5 | <0.5 | <0.5 | <0.5 | <0.5 | <2 | <0.5 | <2 | <0.5 | <2 | <0.5 | <0.5 | <0.5 | <0.5 | <0.5 | <1 | <0.5 | <0.5 | <1 | <1.5 | <1 | <0.5 | <100 | <100 | <100 | <100 |
| 92509560 | FB-1-20201203 | N/A | 12/03/2020 | NA | <0.5 | <0.5 | <0.5 | <0.5 | <0.5 | <1 | <0.5 | <1 | <0.5 | <0.5 | <0.5 | <0.5 | <0.5 | <2 | <0.5 | <2 | <0.5 | <2 | <0.5 | <0.5 | <0.5 | <0.5 | <0.5 | <1 | <0.5 | <0.5 | <1 | <1.5 | <1 | <0.5 | <100 | <100 | <100 | <100 |
| 92508881 | FB-1-20201201 | N/A | 12/01/2020 | NA | <0.5 | <0.5 | <0.5 | <0.5 | <0.5 | <1 | <0.5 | <1 | <0.5 | <0.5 | <0.5 | <0.5 | <0.5 | <2 | <0.5 | <2 | <0.5 | <2 | <0.5 | <0.5 | <0.5 | <0.5 | <0.5 | <1 | <0.5 | <0.5 | <1 | <1.5 | <1 | <0.5 | <100 | <100 | <100 | <100 |
| 92514598 | FB-1-20210104 | N/A | 01/04/2021 | NA | <0.5 | <0.5 | <0.5 | <0.5 | <0.5 | <1 | <0.5 | <1 | <0.5 | <0.5 | <0.5 | <0.5 | <0.5 | <2 | <0.5 | <2 | <0.5 | <2 | <0.5 | <0.5 | <0.5 | <0.5 | <0.5 | <1 | <0.5 | <0.5 | <1 | <1.5 | <1 | <0.5 | <100 | <100 | <100 | <100 |
| 92514898 | FB-1-20210105 | N/A | 01/05/2021 | NA | <0.5 | <0.5 | <0.5 | <0.5 | <0.5 | <1 | <0.5 | <1 | <0.5 | <0.5 | <0.5 | <0.5 | <0.5 | <2 | <0.5 | <2 | <0.5 | <2 | <0.5 | <0.5 | <0.5 | <0.5 | <0.5 | <1 | <0.5 | <0.5 | <1 | <1.5 | <1 | <0.5 | <100 | <100 | <100 | <100 |
| 92514602 | EB-1 | N/A | 01/04/2021 | <5.0 | <0.50 | <0.50 | <0.50 | <0.50 | <0.50 | <1.0 | <0.50 | <1.0 | <0.50 | <0.50 | <0.50 | <0.50 | <0.50 | <2.0 | <0.50 | <2.0 | <0.50 | <2.0 | <0.50 | <0.50 | <0.50 | <0.50 | <0.50 | <1.0 | <0.50 | <0.50 | <1.0 | <1.5 | <1.0 | <0.50 | <100 | <100 | <100 | <100 |
| 92514602 | FB-1 | N/A | 01/04/2021 | <5.0 | <0.50 | <0.50 | <0.50 | <0.50 | <0.50 | <1.0 | <0.50 | <1.0 | <0.50 | <0.50 | <0.50 | <0.50 | <0.50 | <2.0 | <0.50 | <2.0 | <0.50 | <2.0 | <0.50 | <0.50 | <0.50 | <0.50 | <0.50 | <1.0 | <0.50 | <0.50 | <1.0 | <1.5 | <1.0 | <0.50 | <100 | <100 | <100 | <100 |
| 92514955 | EB-1 | N/A | 01/05/2021 | <5.0 | <0.50 | <0.50 | <0.50 | <0.50 | <0.50 | <1.0 | <0.50 | <1.0 | <0.50 | <0.50 | <0.50 | <0.50 | <0.50 | <2.0 | <0.50 | <2.0 | <0.50 | <2.0 | <0.50 | <0.50 | <0.50 | <0.50 | <0.50 | <1.0 | <0.50 | <0.50 | <1.0 | <1.5 | <1.0 | <0.50 | <100 | <100 | <100 | <100 |
| 92514955 | FB-1 | N/A | 01/05/2021 | <5.0 | <0.50 | <0.50 | <0.50 | <0.50 | <0.50 | <1.0 | <0.50 | <1.0 | <0.50 | <0.50 | <0.50 | <0.50 | <0.50 | <2.0 | <0.50 | <2.0 | <0.50 | <2.0 | <0.50 | <0.50 | <0.50 | <0.50 | <0.50 | <1.0 | <0.50 | <0.50 | <1.0 | <1.5 | <1.0 | <0.50 | <100 | <100 | <100 | <100 |
| 92515213 | EB-3 | N/A | 01/06/2021 | <5.0 | <0.50 | <0.50 | <0.50 | <0.50 | <0.50 | <1.0 | <0.50 | <1.0 | <0.50 | <0.50 | <0.50 | <0.50 | <0.50 | <2.0 | <0.50 | <2.0 | <0.50 | <2.0 | <0.50 | <0.50 | <0.50 | <0.50 | <0.50 | <1.0 | <0.50 | <0.50 | <1.0 | <1.5 | <1.0 | <0.50 | <100 | <100 | <100 | <100 |
| 92515213 | FB-3 | N/A | 01/06/2021 | <5.0 | <0.50 | <0.50 | <0.50 | <0.50 | <0.50 | <1.0 | <0.50 | <1.0 | <0.50 | <0.50 | <0.50 | <0.50 | <0.50 | <2.0 | <0.50 | <2.0 | <0.50 | <2.0 | <0.50 | <0.50 | <0.50 | <0.50 | <0.50 | <1.0 | <0.50 | <0.50 | <1.0 | <1.5 | <1.0 | <0.50 | <100 | <100 | <100 | <100 |

**Table 5A**
**Summary of Monitoring Well Sampling Results**

Colonial Pipeline Company
2020-L1-SR2448
Huntersville, North Carolina

| Lab Report Number | Sample ID | Well ID | Sample Date | Metals (µg/L) | VOCs (µg/L) | | | | | | | | | | | | | | | | | | | | | | | | | | | | MADEP VPH (µg/L) | | | |
|---|---|---|---|---|---|---|---|---|---|---|---|---|---|---|---|---|---|---|---|---|---|---|---|---|---|---|---|---|---|---|---|---|---|---|---|---|
| | | | | Lead | Benzene | Bromochloromethane | Bromodichloromethane | n-Butylbenzene | sec-Butylbenzene | Chloroethane | Chloroform | Chloromethane | 2-Chlorotoluene | Dibromochloromethane | 1,2-Dichloroethane | Diisopropyl ether | Ethylbenzene | Hexachloro-1,3-butadiene | Isopropylbenzene (Cumene) | Methylene Chloride | Methyl-tert-butyl ether | Naphthalene | n-Propylbenzene | Styrene | Tetrachloroethene | Toluene | Trichloroethene | Trichlorofluoromethane | 1,2,4-Trimethylbenzene | 1,3,5-Trimethylbenzene | Vinyl chloride | Xylene (Total) | m&p-Xylene | o-Xylene | C5 - C8 Aliphatics | C9 - C12 Aliphatics | C9 - C10 Aromatics | VPH (Total) |
| **NCAC 2L Standards** | | | | **15** | **1** | **NE** | **0.6** | **70** | **70** | **3000** | **70** | **3** | **100** | **0.4** | **0.4** | **70** | **600** | **0.4** | **70** | **5** | **20** | **6** | **70** | **70** | **0.7** | **600** | **3** | **2000** | **400** | **400** | **0.03** | **500** | **500** | **500** | **400** | **700** | **200** | **NE** |
| **IMAC Standards** | | | | -- | -- | -- | -- | -- | -- | -- | -- | -- | -- | -- | -- | -- | -- | -- | -- | -- | -- | -- | -- | -- | -- | -- | -- | -- | -- | -- | -- | -- | -- | -- | -- | -- | -- |
| 92515075 | FB-1-20210106 | N/A | 01/06/2021 | NA | <0.5 | <0.5 | <0.5 | <0.5 | <0.5 | <1 | <0.5 | <1 | <0.5 | <0.5 | <0.5 | <0.5 | <0.5 | <2 | <0.5 | <2 | <0.5 | <2 | <0.5 | <0.5 | <0.5 | <0.5 | <0.5 | <1 | <0.5 | <0.5 | <1 | <1.5 | <1 | <0.5 | <100 | <100 | <100 | <100 |
| 92515543 | EB-1-20210107 | N/A | 01/07/2021 | **21.3** | <0.50 | <0.50 | <0.50 | <0.50 | <0.50 | <1.0 | <0.50 | <1.0 | <0.50 | <0.50 | <0.50 | <0.50 | <0.50 | <2.0 | <0.50 | <2.0 | <0.50 | <2.0 | <0.50 | <0.50 | <0.50 | <0.50 | <0.50 | <1.0 | <0.50 | <0.50 | <1.0 | <1.5 | <1.0 | <0.50 | <100 | <100 | <100 | <100 |
| 92515543 | FB-1-20210107 | N/A | 01/07/2021 | <5.0 | <0.50 | <0.50 | <0.50 | <0.50 | <0.50 | <1.0 | <0.50 | <1.0 | <0.50 | <0.50 | <0.50 | <0.50 | <0.50 | <2.0 | <0.50 | <2.0 | <0.50 | <2.0 | <0.50 | <0.50 | <0.50 | <0.50 | <0.50 | <1.0 | <0.50 | <0.50 | <1.0 | <1.5 | <1.0 | <0.50 | <100 | <100 | <100 | <100 |
| 92515544 | FB-1-20210107 | N/A | 01/07/2021 | NA | <0.5 | <0.5 | <0.5 | <0.5 | <0.5 | <1 | <0.5 | <1 | <0.5 | <0.5 | <0.5 | <0.5 | <0.5 | <2 | <0.5 | <2 | <0.5 | <2 | <0.5 | <0.5 | <0.5 | <0.5 | <0.5 | <1 | <0.5 | <0.5 | <1 | <1.5 | <1 | <0.5 | <100 | <100 | <100 | <100 |
| 92515755 | EB-1-20210109 | N/A | 01/09/2021 | **9.2** | <0.50 | <0.50 | <0.50 | <0.50 | <0.50 | <1.0 | <0.50 | <1.0 | <0.50 | <0.50 | <0.50 | <0.50 | <0.50 | <2.0 | <0.50 | <2.0 | <0.50 | <2.0 | <0.50 | <0.50 | <0.50 | <0.50 | <0.50 | <1.0 | <0.50 | <0.50 | <1.0 | <1.5 | <1.0 | <0.50 | <100 | <100 | <100 | <100 |
| 92515755 | FB-1-20210109 | N/A | 01/09/2021 | <5.0 | <0.50 | <0.50 | <0.50 | <0.50 | <0.50 | <1.0 | <0.50 | <1.0 | <0.50 | <0.50 | <0.50 | <0.50 | <0.50 | <2.0 | <0.50 | <2.0 | <0.50 | <2.0 | <0.50 | <0.50 | <0.50 | <0.50 | <0.50 | <1.0 | <0.50 | <0.50 | <1.0 | <1.5 | <1.0 | <0.50 | <100 | <100 | <100 | <100 |
| 92515762 | EB-6 | N/A | 01/10/2021 | <5.0 | <0.50 | <0.50 | <0.50 | <0.50 | <0.50 | <1.0 | <0.50 | <1.0 | <0.50 | <0.50 | <0.50 | <0.50 | <0.50 | <2.0 | <0.50 | <2.0 | <0.50 | <2.0 | <0.50 | <0.50 | <0.50 | <0.50 | <0.50 | <1.0 | <0.50 | <0.50 | <1.0 | <1.5 | <1.0 | <0.50 | <100 | <100 | <100 | <100 |
| 92515762 | FB-6 | N/A | 01/10/2021 | <5.0 | <0.50 | <0.50 | <0.50 | <0.50 | <0.50 | <1.0 | <0.50 | <1.0 | <0.50 | <0.50 | <0.50 | <0.50 | <0.50 | <2.0 | <0.50 | <2.0 | <0.50 | <2.0 | <0.50 | <0.50 | <0.50 | <0.50 | <0.50 | <1.0 | <0.50 | <0.50 | <1.0 | <1.5 | <1.0 | <0.50 | <100 | <100 | <100 | <100 |
| 92515869 | EB-7 | N/A | 01/11/2021 | **6.9** | <0.50 | <0.50 | <0.50 | <0.50 | <0.50 | <1.0 | <0.50 | <1.0 | <0.50 | <0.50 | <0.50 | <0.50 | <0.50 | <2.0 | <0.50 | <2.0 | <0.50 | <2.0 | <0.50 | <0.50 | <0.50 | <0.50 | <0.50 | <1.0 | <0.50 | <0.50 | <1.0 | <1.5 | <1.0 | <0.50 | <100 | <100 | <100 | <100 |
| 92515869 | FB-7 | N/A | 01/11/2021 | <5.0 | <0.50 | <0.50 | <0.50 | <0.50 | <0.50 | <1.0 | <0.50 | <1.0 | <0.50 | <0.50 | <0.50 | <0.50 | <0.50 | <2.0 | <0.50 | <2.0 | <0.50 | <2.0 | <0.50 | <0.50 | <0.50 | <0.50 | <0.50 | <1.0 | <0.50 | <0.50 | <1.0 | <1.5 | <1.0 | <0.50 | <100 | <100 | <100 | <100 |
| 92516451 | EB-8 | N/A | 01/12/2021 | <5.0 | <0.50 | <0.50 | <0.50 | <0.50 | <0.50 | <1.0 | <0.50 | <1.0 | <0.50 | <0.50 | <0.50 | <0.50 | <0.50 | <2.0 | <0.50 | <2.0 | <0.50 | <2.0 | <0.50 | <0.50 | <0.50 | <0.50 | <0.50 | <1.0 | <0.50 | <0.50 | <1.0 | <1.5 | <1.0 | <0.50 | <100 | <100 | <100 | <100 |
| 92516451 | FB-8 | N/A | 01/12/2021 | <5.0 | <0.50 | <0.50 | <0.50 | <0.50 | <0.50 | <1.0 | <0.50 | <1.0 | <0.50 | <0.50 | <0.50 | <0.50 | <0.50 | <2.0 | <0.50 | <2.0 | <0.50 | <2.0 | <0.50 | <0.50 | <0.50 | <0.50 | <0.50 | <1.0 | <0.50 | <0.50 | <1.0 | <1.5 | <1.0 | <0.50 | <100 | <100 | <100 | <100 |
| 92516451 | EB-9 | N/A | 01/13/2021 | <5.0 | <0.50 | <0.50 | <0.50 | <0.50 | <0.50 | <1.0 | <0.50 | <1.0 | <0.50 | <0.50 | <0.50 | <0.50 | <0.50 | <2.0 | <0.50 | <2.0 | <0.50 | <2.0 | <0.50 | <0.50 | <0.50 | <0.50 | <0.50 | <1.0 | <0.50 | <0.50 | <1.0 | <1.5 | <1.0 | <0.50 | <100 | <100 | <100 | <100 |
| 92516451 | FB-9 | N/A | 01/13/2021 | <5.0 | <0.50 | <0.50 | <0.50 | <0.50 | <0.50 | <1.0 | <0.50 | <1.0 | <0.50 | <0.50 | <0.50 | <0.50 | <0.50 | <2.0 | <0.50 | <2.0 | <0.50 | <2.0 | <0.50 | <0.50 | <0.50 | <0.50 | <0.50 | <1.0 | <0.50 | <0.50 | <1.0 | <1.5 | <1.0 | <0.50 | <100 | <100 | <100 | <100 |
| 92520901 | FB-1-20210208 | N/A | 02/08/2021 | NA | <0.5 | <0.5 | <0.5 | <0.5 | <0.5 | <1 | <0.5 | <1 | <0.5 | <0.5 | <0.5 | <0.5 | <0.5 | <2 | <0.5 | <2 | <0.5 | <2 | <0.5 | <0.5 | <0.5 | <0.5 | <0.5 | <1 | <0.5 | <0.5 | <1 | <1.5 | <1 | <0.5 | <100 | <100 | <100 | <100 |
| 92521237 | FB-1-20210209 | N/A | 02/09/2021 | NA | <0.5 | <0.5 | <0.5 | <0.5 | <0.5 | <1 | <0.5 | <1 | <0.5 | <0.5 | <0.5 | <0.5 | <0.5 | <2 | <0.5 | <2 | <0.5 | <2 | <0.5 | <0.5 | <0.5 | <0.5 | <0.5 | <1 | <0.5 | <0.5 | <1 | <1.5 | <1 | <0.5 | <100 | <100 | <100 | <100 |
| 92521851 | FB-1-20210211 | N/A | 02/11/2021 | NA | <0.5 | <0.5 | <0.5 | <0.5 | <0.5 | <1 | <0.5 | <1 | <0.5 | <0.5 | <0.5 | <0.5 | <0.5 | <2 | <0.5 | <2 | <0.5 | <2 | <0.5 | <0.5 | <0.5 | <0.5 | <0.5 | <1 | <0.5 | <0.5 | <1 | <1.5 | <1 | <0.5 | <100 | <100 | <100 | <100 |
| 92522123 | EB-1-20210212 | N/A | 02/12/2021 | <5 | <0.5 | <0.5 | <0.5 | <0.5 | <0.5 | <1 | <0.5 | <1 | <0.5 | <0.5 | <0.5 | <0.5 | <0.5 | <2 | <0.5 | <2 | <0.5 | <2 | <0.5 | <0.5 | <0.5 | <0.5 | <0.5 | <1 | <0.5 | <0.5 | <1 | <1.5 | <1 | <0.5 | <100 | <100 | <100 | <100 |
| 92522123 | FB-1-20210212 | N/A | 02/12/2021 | NA | <0.5 | <0.5 | <0.5 | <0.5 | <0.5 | <1 | <0.5 | <1 | <0.5 | <0.5 | <0.5 | <0.5 | <0.5 | <2 | <0.5 | <2 | <0.5 | <2 | <0.5 | <0.5 | <0.5 | <0.5 | <0.5 | <1 | <0.5 | <0.5 | <1 | <1.5 | <1 | <0.5 | <100 | <100 | <100 | <100 |
| 92521555 | EB-1-20210210 | N/A | 02/10/2021 | <5 | <0.5 | <0.5 | <0.5 | <0.5 | <0.5 | <1 | <0.5 | <1 | <0.5 | <0.5 | <0.5 | <0.5 | <0.5 | <2 | <0.5 | <2 | <0.5 | <2 | <0.5 | <0.5 | <0.5 | <0.5 | <0.5 | <1 | <0.5 | <0.5 | <1 | <1.5 | <1 | <0.5 | <100 | <100 | <100 | <100 |
| 92521555 | FB-1-20210210 | N/A | 02/10/2021 | NA | <0.5 | <0.5 | <0.5 | <0.5 | <0.5 | <1 | <0.5 | <1 | <0.5 | <0.5 | <0.5 | <0.5 | <0.5 | <2 | <0.5 | <2 | <0.5 | <2 | <0.5 | <0.5 | <0.5 | <0.5 | <0.5 | <1 | <0.5 | <0.5 | <1 | <1.5 | <1 | <0.5 | <100 | <100 | <100 | <100 |
| 92522267 | EB-1-20210215 | N/A | 02/15/2021 | <5 | <0.5 | <0.5 | <0.5 | <0.5 | <0.5 | <1 | <0.5 | <1 | <0.5 | <0.5 | <0.5 | <0.5 | <0.5 | <2 | <0.5 | <2 | <0.5 | <2 | <0.5 | <0.5 | <0.5 | <0.5 | <0.5 | <1 | <0.5 | <0.5 | <1 | <1.5 | <1 | <0.5 | <100 | <100 | <100 | <100 |
| 92522267 | FB-1-20210215 | N/A | 02/15/2021 | NA | <0.5 | <0.5 | <0.5 | <0.5 | <0.5 | <1 | <0.5 | <1 | <0.5 | <0.5 | <0.5 | <0.5 | <0.5 | <2 | <0.5 | <2 | <0.5 | <2 | <0.5 | <0.5 | <0.5 | <0.5 | <0.5 | <1 | <0.5 | <0.5 | <1 | <1.5 | <1 | <0.5 | <100 | <100 | <100 | <100 |
| 92526264 | EB-1-20210308 | N/A | 03/08/2021 | <5 | <0.5 | <0.5 | <0.5 | <0.5 | <0.5 | <1 | <0.5 | <1 | <0.5 | <0.5 | <0.5 | <0.5 | <0.5 | <2 | <0.5 | <2 | <0.5 | <2 | <0.5 | <0.5 | <0.5 | <0.5 | <0.5 | <1 | <0.5 | <0.5 | <1 | <1.5 | <1 | <0.5 | <100 | <100 | <100 | <100 |
| 92526264 | FB-1-20210308 | N/A | 03/08/2021 | NA | <0.5 | <0.5 | <0.5 | <0.5 | <0.5 | <1 | <0.5 | <1 | <0.5 | <0.5 | <0.5 | <0.5 | <0.5 | <2 | <0.5 | <2 | <0.5 | <2 | <0.5 | <0.5 | <0.5 | <0.5 | <0.5 | <1 | <0.5 | <0.5 | <1 | <1.5 | <1 | <0.5 | <100 | <100 | <100 | <100 |
| 92526616 | FB-1-20210309 | N/A | 03/09/2021 | <5.0 | <0.5 | <0.5 | <0.5 | <0.5 | <0.5 | <1 | <0.5 | <1 | <0.5 | <0.5 | <0.5 | <0.5 | <0.5 | <2 | <0.5 | <2 | <0.5 | <2 | <0.5 | <0.5 | <0.5 | <0.5 | <0.5 | <1 | <0.5 | <0.5 | <1 | <1.5 | <1 | <0.5 | <100 | <100 | <100 | <100 |
| 92526618 | EB-1-20210309 | N/A | 03/09/2021 | <5 | <0.5 | <0.5 | <0.5 | <0.5 | <0.5 | <1 | <0.5 | <1 | <0.5 | <0.5 | <0.5 | <0.5 | <0.5 | <2 | <0.5 | <2 | <0.5 | <2 | <0.5 | <0.5 | <0.5 | <0.5 | <0.5 | <1 | <0.5 | <0.5 | <1 | <1.5 | <1 | <0.5 | <100 | <100 | <100 | <100 |
| 92526989 | FB-1-20210310 | N/A | 03/10/2021 | NA | <0.5 | <0.5 | <0.5 | <0.5 | <0.5 | <1 | <0.5 | <1 | <0.5 | <0.5 | <0.5 | <0.5 | <0.5 | <2 | <0.5 | <2 | <0.5 | <2 | <0.5 | <0.5 | <0.5 | <0.5 | <0.5 | <1 | <0.5 | <0.5 | <1 | <1.5 | <1 | <0.5 | <100 | <100 | <100 | <100 |
| 92526977 | EB-1-20210310 | N/A | 03/10/2021 | <5 | <0.5 | <0.5 | <0.5 | <0.5 | <0.5 | <1 | <0.5 | <1 | <0.5 | <0.5 | <0.5 | <0.5 | <0.5 | <2 | <0.5 | <2 | <0.5 | <2 | <0.5 | <0.5 | <0.5 | <0.5 | <0.5 | <1 | <0.5 | <0.5 | <1 | <1.5 | <1 | <0.5 | <100 | <100 | <100 | <100 |
| 92527326 | EB-1-20210311 | N/A | 03/11/2021 | <5 | <0.5 | <0.5 | <0.5 | <0.5 | <0.5 | <1 | <0.5 | <1 | <0.5 | <0.5 | <0.5 | <0.5 | <0.5 | <2 | <0.5 | <2 | <0.5 | <2 | <0.5 | <0.5 | <0.5 | <0.5 | <0.5 | <1 | <0.5 | <0.5 | <1 | <1.5 | <1 | <0.5 | <50 | <50 | <50 | <50 |
| 92527326 | FB-1-20210311 | N/A | 03/11/2021 | NA | <0.5 | <0.5 | <0.5 | <0.5 | <0.5 | <1 | <0.5 | <1 | <0.5 | <0.5 | <0.5 | <0.5 | <0.5 | <2 | <0.5 | <2 | <0.5 | <2 | <0.5 | <0.5 | <0.5 | <0.5 | <0.5 | <1 | <0.5 | <0.5 | <1 | <1.5 | <1 | <0.5 | <50 | <50 | <50 | <50 |
| 92527475 | FB-1-20210312 | N/A | 03/12/2021 | NA | <0.5 | <0.5 | <0.5 | <0.5 | <0.5 | <1 | <0.5 | <1 | <0.5 | <0.5 | <0.5 | <0.5 | <0.5 | <2 | <0.5 | <2 | <0.5 | <2 | <0.5 | <0.5 | <0.5 | <0.5 | <0.5 | <1 | <0.5 | <0.5 | <1 | <1.5 | <1 | <0.5 | <50 | <50 | <50 | <50 |
| 92531225 | FB-1-20210405 | N/A | 04/05/2021 | NA | <0.5 | <0.5 | <0.5 | <0.5 | <0.5 | <1 | <0.5 | <1 | <0.5 | <0.5 | <0.5 | <0.5 | <0.5 | <2 | <0.5 | <2 | <0.5 | <2 | <0.5 | <0.5 | <0.5 | <0.5 | <0.5 | <1 | <0.5 | <0.5 | <1 | <1.5 | <1 | <0.5 | <50 | <50 | <50 | <50 |
| 92531238 | EB-1-20210405 | N/A | 04/05/2021 | <5 | <0.5 | <0.5 | <0.5 | <0.5 | <0.5 | <1 | <0.5 | <1 | <0.5 | <0.5 | <0.5 | <0.5 | <0.5 | <2 | <0.5 | <2 | <0.5 | <2 | <0.5 | <0.5 | <0.5 | <0.5 | <0.5 | <1 | <0.5 | <0.5 | <1 | <1.5 | <1 | <0.5 | <50 | <50 | <50 | <50 |
| 92531580 | EB-1-20210406 | N/A | 04/06/2021 | <5 | <0.5 | <0.5 | <0.5 | <0.5 | <0.5 | <1 | <0.5 | <1 | <0.5 | <0.5 | <0.5 | <0.5 | <0.5 | <2 | <0.5 | <2 | <0.5 | <2 | <0.5 | <0.5 | <0.5 | <0.5 | <0.5 | <1 | <0.5 | <0.5 | <1 | <1.5 | <1 | <0.5 | <50 | <50 | <50 | <50 |
| 92530256 | EB-1-20210407 | N/A | 04/07/2021 | <5 | <0.5 | <0.5 | <0.5 | <0.5 | <0.5 | <1 | <0.5 | <1 | <0.5 | <0.5 | <0.5 | <0.5 | <0.5 | <2 | <0.5 | <2 | <0.5 | <2 | <0.5 | <0.5 | <0.5 | <0.5 | <0.5 | <1 | <0.5 | <0.5 | <1 | <1.5 | <1 | <0.5 | <50 | <50 | <50 | <50 |
| 92531581 | FB-1-20210406 | N/A | 04/06/2021 | NA | <0.5 | <0.5 | <0.5 | <0.5 | <0.5 | <1 | <0.5 | <1 | <0.5 | <0.5 | <0.5 | <0.5 | <0.5 | <2 | <0.5 | <2 | <0.5 | <2 | <0.5 | <0.5 | <0.5 | <0.5 | <0.5 | <1 | <0.5 | <0.5 | <1 | <1.5 | <1 | <0.5 | <50 | **66.8** | <50 | **64.7** |
| 92531853 | FB-1-20210407 | N/A | 04/07/2021 | NA | <0.5 | <0.5 | <0.5 | <0.5 | <0.5 | <1 | <0.5 | <1 | <0.5 | <0.5 | <0.5 | <0.5 | <0.5 | <2 | <0.5 | <2 | <0.5 | <2 | <0.5 | <0.5 | <0.5 | <0.5 | <0.5 | <1 | <0.5 | <0.5 | <1 | <1.5 | <1 | <0.5 | <50 | <50 | <50 | <50 |
| 92532417 | EB-1-20210409 | N/A | 04/09/2021 | <5 | <0.5 | <0.5 | <0.5 | <0.5 | <0.5 | <1 | <0.5 | <1 | <0.5 | <0.5 | <0.5 | <0.5 | <0.5 | <2 | <0.5 | <2 | <0.5 | <2 | <0.5 | <0.5 | <0.5 | <0.5 | <0.5 | <1 | <0.5 | <0.5 | <1 | <1.5 | <1 | <0.5 | <50 | <50 | <50 | <50 |
| 92532417 | FB-1-20210408 | N/A | 04/08/2021 | NA | <0.5 | <0.5 | <0.5 | <0.5 | <0.5 | <1 | <0.5 | <1 | <0.5 | <0.5 | <0.5 | <0.5 | <0.5 | <2 | <0.5 | <2 | <0.5 | <2 | <0.5 | <0.5 | <0.5 | <0.5 | <0.5 | <1 | <0.5 | <0.5 | <1 | <1.5 | <1 | <0.5 | <50 | <50 | <50 | <50 |
| 92532417 | FB-1-20210409 | N/A | 04/09/2021 | NA | <0.5 | <0.5 | <0.5 | <0.5 | <0.5 | <1 | <0.5 | <1 | <0.5 | <0.5 | <0.5 | <0.5 | <0.5 | <2 | <0.5 | <2 | <0.5 | <2 | <0.5 | <0.5 | <0.5 | <0.5 | <0.5 | <1 | <0.5 | <0.5 | <1 | <1.5 | <1 | <0.5 | <50 | <50 | <50 | <50 |
| 92536428 | FB-1-20210503 | N/A | 05/03/2021 | NA | <0.5 | <0.5 | <0.5 | <0.5 | <0.5 | <1 | <0.5 | <1 | <0.5 | <0.5 | <0.5 | <0.5 | <0.5 | <2 | <0.5 | <2 | <0.5 | <2 | <0.5 | <0.5 | <0.5 | <0.5 | <0.5 | <1 | <0.5 | <0.5 | <1 | <1.5 | <1 | <0.5 | <50 | <50 | <50 | <50 |
| 92537489 | EB-1-20210506 | N/A | 05/06/2021 | **4.6J** | <0.5 | <0.5 | <0.5 | <0.5 | <0.5 | <1 | <0.5 | <1 | <0.5 | <0.5 | <0.5 | <0.5 | <0.5 | <2 | <0.5 | **3.2** | <0.5 | <2 | <0.5 | <0.5 | <0.5 | <0.5 | <0.5 | <1 | <0.5 | <0.5 | <1 | <1.5 | <1 | <0.5 | <50 | <50 | <50 | <50 |
| 92537489 | FB-1-20210506 | N/A | 05/06/2021 | NA | <0.5 | <0.5 | <0.5 | <0.5 | <0.5 | <1 | <0.5 | <1 | <0.5 | <0.5 | <0.5 | <0.5 | <0.5 | <2 | <0.5 | <2 | <0.5 | <2 | <0.5 | <0.5 | <0.5 | <0.5 | <0.5 | <1 | <0.5 | <0.5 | <1 | <1.5 | <1 | <0.5 | <50 | <50 | <50 | <50 |
| 92537784 | FB-1-20210507 | N/A | 05/07/2021 | NA | <0.5 | <0.5 | <0.5 | <0.5 | <0.5 | <1 | <0.5 | <1 | <0.5 | <0.5 | <0.5 | <0.5 | <0.5 | <2 | <0.5 | **2.8 C0** | <0.5 | <2 | <0.5 | <0.5 | <0.5 | <0.5 | <0.5 | <1 | <0.5 | <0.5 | <1 | <1.5 | <1 | <0.5 | <50 | <50 | <50 | <50 |
| 92541699 | FB-1-20210601 | N/A | 06/01/2021 | NA | <0.5 | <0.5 | **0.52** | <0.5 | <0.5 | <1 | **2.0** | <1 | <0.5 | <0.5 | <0.5 | <0.5 | <0.5 | <2 | <0.5 | <2 | <0.5 | <2 | <0.5 | <0.5 | <0.5 | <0.5 | <0.5 | <1 | <0.5 | <0.5 | <1 | <1.5 | <1 | <0.5 | <50 | <50 | <50 | <50 |
| 92541703 | EB-1-20210601 | N/A | 06/01/2021 | NA | <0.5 | <0.5 | <0.5 | <0.5 | <0.5 | <1 | <0.5 | <1 | <0.5 | <0.5 | <0.5 | <0.5 | <0.5 | <2 | <0.5 | **3.3** | <0.5 | <2 | <0.5 | <0.5 | <0.5 | <0.5 | <0.5 | <1 | <0.5 | <0.5 | <1 | <1.5 | <1 | <0.5 | <50 | <50 | <50 | <50 |
| 92541705 | FB-2-20210601 | N/A | 06/01/2021 | NA | <0.5 | <0.5 | <0.5 | <0.5 | <0.5 | <1 | **0.38J** | <1 | <0.5 | <0.5 | <0.5 | <0.5 | <0.5 | <2 | <0.5 | **3.6** | <0.5 | <2 | <0.5 | <0.5 | <0.5 | <0.5 | <0.5 | <1 | <0.5 | <0.5 | <1 | <1.5 | <1 | <0.5 | <50 | <50 | <50 | <50 |

**Table 5A**
**Summary of Monitoring Well Sampling Results**

Colonial Pipeline Company
2020-L1-SR2448
Huntersville, North Carolina

| Lab Report Number | Sample ID | Well ID | Sample Date | Metals (µg/L) | VOCs (µg/L) | | | | | | | | | | | | | | | | | | | | | | | | | | | | MADEP VPH (µg/L) | | | |
|---|---|---|---|---|---|---|---|---|---|---|---|---|---|---|---|---|---|---|---|---|---|---|---|---|---|---|---|---|---|---|---|---|---|---|---|---|
| | | | | Lead | Benzene | Bromochloromethane | Bromodichloromethane | n-Butylbenzene | sec-Butylbenzene | Chloroethane | Chloroform | Chloromethane | 2-Chlorotoluene | Dibromochloromethane | 1,2-Dichloroethane | Diisopropyl ether | Ethylbenzene | Hexachloro-1,3-butadiene | Isopropylbenzene (Cumene) | Methylene Chloride | Methyl-tert-butyl ether | Naphthalene | n-Propylbenzene | Styrene | Tetrachloroethene | Toluene | Trichloroethene | Trichlorofluoromethane | 1,2,4-Trimethylbenzene | 1,3,5-Trimethylbenzene | Vinyl chloride | Xylene (Total) | m&p-Xylene | o-Xylene | C5 - C8 Aliphatics | C9 - C12 Aliphatics | C9 - C10 Aromatics | VPH (Total) |
| **NCAC 2L Standards** | | | | **15** | **1** | **NE** | **0.6** | **70** | **70** | **3000** | **70** | **3** | **100** | **0.4** | **0.4** | **70** | **600** | **0.4** | **70** | **5** | **20** | **6** | **70** | **70** | **0.7** | **600** | **3** | **2000** | **400** | **400** | **0.03** | **500** | **500** | **500** | **400** | **700** | **200** | **NE** |
| **IMAC Standards** | | | | -- | -- | -- | -- | -- | -- | -- | -- | -- | -- | -- | -- | -- | -- | -- | -- | -- | -- | -- | -- | -- | -- | -- | -- | -- | -- | -- | -- | -- | -- | -- | -- | -- | -- |
| 92542375 | EB-1-20210603 | N/A | 06/03/2021 | <5 | <0.5 | <0.5 | <0.5 | <0.5 | <0.5 | <1 | <0.5 | <1 | <0.5 | <0.5 | <0.5 | <0.5 | <0.5 | <2 | <0.5 | <2 | <0.5 | <2 | <0.5 | <0.5 | <0.5 | <0.5 | <0.5 | <1 | <0.5 | <0.5 | <1 | <1.5 | <1 | <0.5 | <50 | <50 | <50 | <50 |
| 92542375 | FB-2-20210603 | N/A | 06/03/2021 | NA | <0.5 | <0.5 | **0.34J** | <0.5 | <0.5 | <1 | **1.2** | <1 | <0.5 | <0.5 | <0.5 | <0.5 | <0.5 | <2 | <0.5 | <2 | <0.5 | <2 | <0.5 | <0.5 | <0.5 | <0.5 | <0.5 | <1 | <0.5 | <0.5 | <1 | <1.5 | <1 | <0.5 | <50 | <50 | <50 | <50 |
| 92542611 | EB-1-20210604 | N/A | 06/04/2021 | <5 | <0.5 | <0.5 | <0.5 | <0.5 | <0.5 | <1 | <0.5 | <1 | <0.5 | <0.5 | <0.5 | <0.5 | <0.5 | <2 | <0.5 | <2 | <0.5 | <2 | <0.5 | <0.5 | <0.5 | <0.5 | <0.5 | <1 | <0.5 | <0.5 | <1 | <1.5 | <1 | <0.5 | <50 | <50 | <50 | <50 |
| 92542611 | FB-1-20210604 | N/A | 06/04/2021 | NA | <0.5 | <0.5 | <0.5 | <0.5 | <0.5 | <1 | <0.5 | <1 | <0.5 | <0.5 | <0.5 | <0.5 | <0.5 | <2 | <0.5 | <2 | <0.5 | <2 | <0.5 | <0.5 | <0.5 | <0.5 | <0.5 | <1 | <0.5 | <0.5 | <1 | <1.5 | <1 | <0.5 | <50 | <50 | <50 | <50 |
| 92542611 | FB-2-20210604 | N/A | 06/04/2021 | NA | <0.5 | <0.5 | <0.5 | <0.5 | <0.5 | <1 | <0.5 | <1 | <0.5 | <0.5 | <0.5 | <0.5 | <0.5 | <2 | <0.5 | <2 | <0.5 | <2 | <0.5 | <0.5 | <0.5 | <0.5 | <0.5 | <1 | <0.5 | <0.5 | <1 | <1.5 | <1 | <0.5 | <50 | <50 | <50 | <50 |
| 92541991 | DUP-1-20210602 | N/A | 06/02/2021 | <5 | <0.5 | <0.5 | <0.5 | <0.5 | <0.5 | <1 | <0.5 | <1 | <0.5 | <0.5 | <0.5 | <0.5 | <0.5 | <2 | <0.5 | <2 | <0.5 | <2 | <0.5 | <0.5 | <0.5 | <0.5 | <0.5 | <1 | <0.5 | <0.5 | <1 | <1.5 | <1 | <0.5 | <50 | <50 | <50 | <50 |
| 92541991 | FB-1-20210602 | N/A | 06/02/2021 | NA | <0.5 | <0.5 | <0.5 | <0.5 | <0.5 | <1 | <0.5 | <1 | <0.5 | <0.5 | <0.5 | <0.5 | <0.5 | <2 | <0.5 | **4.4** | <0.5 | <2 | <0.5 | <0.5 | <0.5 | <0.5 | <0.5 | <1 | <0.5 | <0.5 | <1 | <1.5 | <1 | <0.5 | <50 | <50 | <50 | <50 |
| 92541993 | EB-1-20210602 | N/A | 06/02/2021 | <5 | <0.5 | <0.5 | <0.5 | <0.5 | <0.5 | <1 | <0.5 | <1 | <0.5 | <0.5 | <0.5 | <0.5 | <0.5 | <2 | <0.5 | **4.8** | <0.5 | <2 | <0.5 | <0.5 | <0.5 | <0.5 | <0.5 | <1 | <0.5 | <0.5 | <1 | <1.5 | <1 | <0.5 | <50 | <50 | <50 | <50 |
| 92541993 | FB-2-20210602 | N/A | 06/02/2021 | NA | <0.5 | <0.5 | <0.5 | <0.5 | <0.5 | <1 | <0.5 | <1 | <0.5 | <0.5 | <0.5 | <0.5 | <0.5 | <2 | <0.5 | **4.6** | <0.5 | <2 | <0.5 | <0.5 | <0.5 | <0.5 | <0.5 | <1 | <0.5 | <0.5 | <1 | <1.5 | <1 | <0.5 | <50 | <50 | <50 | <50 |
| 92542352 | FB-1-20210603 | N/A | 06/03/2021 | NA | <0.5 | <0.5 | **0.36J** | <0.5 | <0.5 | <1 | **1.2** | <1 | <0.5 | <0.5 | <0.5 | <0.5 | <0.5 | <2 | <0.5 | <2 | <0.5 | <2 | <0.5 | <0.5 | <0.5 | <0.5 | <0.5 | <1 | <0.5 | <0.5 | <1 | <1.5 | <1 | <0.5 | <50 | <50 | <50 | <50 |
| 92544305 | FB-1 | N/A | 06/15/2021 | <5 | <0.5 | <0.5 | <0.5 | <0.5 | <0.5 | <1 | <0.5 | <1 | <0.5 | <0.5 | <0.5 | <0.5 | <0.5 | <2 | <0.5 | <2 | <0.5 | <2 | <0.5 | <0.5 | <0.5 | <0.5 | <0.5 | <1 | <0.5 | <0.5 | <1 | <1 | <1 | <0.5 | <50 | <50 | <50 | <50 |
| 92548170 | EB-1-20210707 | N/A | 07/07/2021 | NA | <0.5 | <0.5 | <0.5 | <0.5 | <0.5 | <1 | <0.5 | <1 | <0.5 | <0.5 | <0.5 | <0.5 | <0.5 | <2 | <0.5 | <2 | <0.5 | <2 | <0.5 | <0.5 | <0.5 | <0.5 | <0.5 | <1 | <0.5 | <0.5 | <1 | <1.5 | <1 | <0.5 | <50 | <50 | <50 | <50 |
| 92548169 | FB-1-20210707 | N/A | 07/07/2021 | NA | <0.5 | <0.5 | <0.5 | <0.5 | <0.5 | <1 | <0.5 | <1 | <0.5 | <0.5 | <0.5 | <0.5 | <0.5 | <2 | <0.5 | <2 | <0.5 | <2 | <0.5 | <0.5 | <0.5 | <0.5 | <0.5 | <1 | <0.5 | <0.5 | <1 | <1.5 | <1 | <0.5 | <50 | <50 | <50 | <50 |
| 92548168 | FB-2-20210707 | N/A | 07/07/2021 | NA | <0.5 | <0.5 | <0.5 | <0.5 | <0.5 | <1 | <0.5 | <1 | <0.5 | <0.5 | <0.5 | <0.5 | <0.5 | <2 | <0.5 | <2 | <0.5 | <2 | <0.5 | <0.5 | <0.5 | <0.5 | <0.5 | <1 | <0.5 | <0.5 | <1 | <1.5 | <1 | <0.5 | <50 | <50 | <50 | <50 |
| 92548518 | FB-1-20210708 | N/A | 07/08/2021 | NA | <0.5 | <0.5 | <0.5 | <0.5 | <0.5 | <1 | <0.5 | <1 | <0.5 | <0.5 | <0.5 | <0.5 | <0.5 | <2 | <0.5 | <2 | <0.5 | <2 | <0.5 | <0.5 | <0.5 | <0.5 | <0.5 | <1 | <0.5 | <0.5 | <1 | <1.5 | <1 | <0.5 | <50 | <50 | <50 | <50 |
| 92548519 | EB-1-20210708 | N/A | 07/08/2021 | NA | <0.5 | <0.5 | <0.5 | <0.5 | <0.5 | <1 | <0.5 | <1 | <0.5 | <0.5 | <0.5 | <0.5 | <0.5 | <2 | <0.5 | <2 | <0.5 | <2 | <0.5 | <0.5 | <0.5 | <0.5 | <0.5 | <1 | <0.5 | <0.5 | <1 | <1.5 | <1 | <0.5 | <50 | <50 | <50 | <50 |
| 92548519 | FB-2-20210708 | N/A | 07/08/2021 | NA | <0.5 | <0.5 | <0.5 | <0.5 | <0.5 | <1 | <0.5 | <1 | <0.5 | <0.5 | <0.5 | <0.5 | <0.5 | <2 | <0.5 | <2 | <0.5 | <2 | <0.5 | <0.5 | <0.5 | <0.5 | <0.5 | <1 | <0.5 | <0.5 | <1 | <1.5 | <1 | <0.5 | <50 | <50 | <50 | <50 |
| 92548787 | FB-1-20210709 | N/A | 07/09/2021 | NA | <0.5 | <0.5 | <0.5 | <0.5 | <0.5 | <1 | <0.5 | <1 | <0.5 | <0.5 | <0.5 | <0.5 | <0.5 | <2 | <0.5 | <2 | <0.5 | <2 | <0.5 | <0.5 | <0.5 | <0.5 | <0.5 | <1 | <0.5 | <0.5 | <1 | <1.5 | <1 | <0.5 | <50 | <50 | <50 | <50 |
| 92548787 | FB-2-20210709 | N/A | 07/09/2021 | NA | <0.5 | <0.5 | <0.5 | <0.5 | <0.5 | <1 | <0.5 | <1 | <0.5 | <0.5 | <0.5 | <0.5 | <0.5 | <2 | <0.5 | <2 | <0.5 | <2 | <0.5 | <0.5 | <0.5 | <0.5 | <0.5 | <1 | <0.5 | <0.5 | <1 | <1.5 | <1 | <0.5 | <50 | <50 | <50 | <50 |
| 92551297 | FB-1-20210722 | N/A | 07/22/2021 | NA | <0.5 | <0.5 | <0.5 | <0.5 | <0.5 | <1 | <0.5 | <1 | <0.5 | <0.5 | <0.5 | <0.5 | <0.5 | <2 | <0.5 | <2 | <0.5 | <2 | <0.5 | <0.5 | <0.5 | <0.5 | <0.5 | <1 | <0.5 | <0.5 | <1 | <1.5 | <1 | <0.5 | NA | NA | NA | NA |
| 92551300 | EB-1-20210722 | N/A | 07/22/2021 | NA | <0.5 | NA | NA | NA | NA | NA | NA | NA | NA | NA | NA | NA | NA | NA | NA | NA | NA | NA | NA | NA | NA | NA | NA | NA | NA | NA | NA | NA | NA | NA | NA | NA | NA | NA |
| 92553065 | EB-2-20210802 | N/A | 08/02/2021 | <5 | <0.5 | <0.5 | <0.5 | <0.5 | <0.5 | <1 | <0.5 | <1 | <0.5 | <0.5 | <0.5 | <0.5 | <0.5 | <2 | <0.5 | <2 | <0.5 | <2 | <0.5 | <0.5 | <0.5 | <0.5 | <0.5 | <1 | <0.5 | <0.5 | <1 | <1.5 | <1 | <0.5 | <50 | <50 | <50 | <50 |
| 92553065 | FB-1-20210802 | N/A | 08/02/2021 | NA | <0.5 | <0.5 | <0.5 | <0.5 | <0.5 | <1 | <0.5 | <1 | <0.5 | <0.5 | <0.5 | <0.5 | <0.5 | <2 | <0.5 | <2 | <0.5 | <2 | <0.5 | <0.5 | <0.5 | <0.5 | <0.5 | <1 | <0.5 | <0.5 | <1 | <1.5 | <1 | <0.5 | <50 | <50 | <50 | <50 |
| 92552929 | EB-1-20210802 | N/A | 08/02/2021 | <5 | <0.5 | <0.5 | <0.5 | <0.5 | <0.5 | <1 | <0.5 | <1 | <0.5 | <0.5 | <0.5 | <0.5 | <0.5 | <2 | <0.5 | <2 | <0.5 | <2 | <0.5 | <0.5 | <0.5 | <0.5 | <0.5 | <1 | <0.5 | <0.5 | <1 | <1.5 | <1 | <0.5 | <50 | <50 | <50 | <50 |
| 92552963 | FB-2-20210802 | N/A | 08/02/2021 | NA | <0.5 | <0.5 | <0.5 | <0.5 | <0.5 | <1 | <0.5 | <1 | <0.5 | <0.5 | <0.5 | <0.5 | <0.5 | <2 | <0.5 | <2 | <0.5 | <2 | <0.5 | <0.5 | <0.5 | <0.5 | <0.5 | <1 | <0.5 | <0.5 | <1 | <1.5 | <1 | <0.5 | <50 | <50 | <50 | <50 |
| 92553185 | EB-1-20210803 | N/A | 08/03/2021 | <5 | **0.69** | <0.5 | <0.5 | <0.5 | <0.5 | <1 | <0.5 | <1 | <0.5 | <0.5 | <0.5 | <0.5 | **0.35J** | <2 | <0.5 | **2** | <0.5 | <2 | <0.5 | <0.5 | <0.5 | **2.6** | <0.5 | <1 | <0.5 | <0.5 | <1 | **2.48** | **1.6** | **0.88** | <50 | <50 | <50 | <50 |
| 92553185 | FB-1-20210803 | N/A | 08/03/2021 | NA | <0.5 | <0.5 | <0.5 | <0.5 | <0.5 | <1 | <0.5 | <1 | <0.5 | <0.5 | <0.5 | <0.5 | <0.5 | <2 | <0.5 | <2 | <0.5 | <2 | <0.5 | <0.5 | <0.5 | <0.5 | <0.5 | <1 | <0.5 | <0.5 | <1 | <1.6 | <1 | <0.5 | <50 | <50 | <50 | <50 |
| 92553189 | EB-2-20210803 | N/A | 08/03/2021 | <5 | <0.5 | <0.5 | <0.5 | <0.5 | <0.5 | <1 | <0.5 | <1 | <0.5 | <0.5 | <0.5 | <0.5 | <0.5 | <2 | <0.5 | <2 | <0.5 | <2 | <0.5 | <0.5 | <0.5 | <0.5 | <0.5 | <1 | <0.5 | <0.5 | <1 | <1.5 | <1 | <0.5 | <50 | <50 | <50 | <50 |
| 92553189 | FB-2-20210803 | N/A | 08/03/2021 | NA | <0.5 | <0.5 | <0.5 | <0.5 | <0.5 | <1 | <0.5 | <1 | <0.5 | <0.5 | <0.5 | <0.5 | <0.5 | <2 | <0.5 | <2 | <0.5 | <2 | <0.5 | <0.5 | <0.5 | <0.5 | <0.5 | <1 | <0.5 | <0.5 | <1 | <1.5 | <1 | <0.5 | <50 | <50 | <50 | <50 |
| 92553563 | EB-2-20210804 | N/A | 08/04/2021 | <5 | <0.5 | <0.5 | <0.5 | <0.5 | <0.5 | <1 | <0.5 | <1 | <0.5 | <0.5 | <0.5 | <0.5 | <0.5 | <2 | <0.5 | <2 | <0.5 | <2 | <0.5 | <0.5 | <0.5 | <0.5 | <0.5 | <1 | <0.5 | <0.5 | <1 | <1.5 | <1 | <0.5 | <50 | <50 | <50 | <50 |
| 92553563 | FB-2-20210804 | N/A | 08/04/2021 | NA | <0.5 | <0.5 | <0.5 | <0.5 | <0.5 | <1 | <0.5 | <1 | <0.5 | <0.5 | <0.5 | <0.5 | <0.5 | <2 | <0.5 | <2 | <0.5 | <2 | <0.5 | <0.5 | <0.5 | <0.5 | <0.5 | <1 | <0.5 | <0.5 | <1 | <1.5 | <1 | <0.5 | <50 | <50 | <50 | <50 |
| 92553519 | EB-1-20210804 | N/A | 08/04/2021 | <5 | <0.5 | <0.5 | <0.5 | <0.5 | <0.5 | <1 | <0.5 | <1 | <0.5 | <0.5 | <0.5 | <0.5 | <0.5 | <2 | <0.5 | <2 | <0.5 | <2 | <0.5 | <0.5 | <0.5 | <0.5 | <0.5 | <1 | <0.5 | <0.5 | <1 | <1.5 | <1 | <0.5 | <50 | <50 | <50 | <50 |
| 92553519 | FB-1-20210804 | N/A | 08/04/2021 | NA | <0.5 | <0.5 | <0.5 | <0.5 | <0.5 | <1 | <0.5 | <1 | <0.5 | <0.5 | <0.5 | <0.5 | <0.5 | <2 | <0.5 | <2 | <0.5 | <2 | <0.5 | <0.5 | <0.5 | <0.5 | <0.5 | <1 | <0.5 | <0.5 | <1 | <1.5 | <1 | <0.5 | <50 | <50 | <50 | <50 |
| 92554137 | EB-1-20210805 | NA | 08/05/2021 | <5 | <0.5 | <0.5 | <0.5 | <0.5 | <0.5 | <1 | <0.5 | <1 | <0.5 | <0.5 | <0.5 | <0.5 | <0.5 | <2 | <0.5 | <2 | <0.5 | <2 | <0.5 | <0.5 | <0.5 | <0.5 | <0.5 | <1 | <0.5 | <0.5 | <1 | <1.5 | <1 | <0.5 | <50 | <50 | <50 | <50 |
| 92554137 | EB-2-20210805 | NA | 08/05/2021 | <5 | <0.5 | <0.5 | <0.5 | <0.5 | <0.5 | <1 | <0.5 | <1 | <0.5 | <0.5 | <0.5 | <0.5 | <0.5 | <2 | <0.5 | <2 | <0.5 | <2 | <0.5 | <0.5 | <0.5 | **0.65** | <0.5 | <1 | <0.5 | <0.5 | <1 | <1.5 | <1 | <0.5 | <50 | <50 | <50 | <50 |
| 92554137 | FB-1-20210805 | NA | 08/05/2021 | NA | <0.5 | <0.5 | <0.5 | <0.5 | <0.5 | <1 | <0.5 | <1 | <0.5 | <0.5 | <0.5 | <0.5 | <0.5 | <2 | <0.5 | <2 | <0.5 | <2 | <0.5 | <0.5 | <0.5 | <0.5 | <0.5 | <1 | <0.5 | <0.5 | <1 | <1.5 | <1 | <0.5 | <50 | <50 | <50 | <50 |
| 92554137 | FB-2-20210805 | NA | 08/05/2021 | NA | <0.5 | <0.5 | <0.5 | <0.5 | <0.5 | <1 | <0.5 | <1 | <0.5 | <0.5 | <0.5 | <0.5 | <0.5 | <2 | <0.5 | <2 | <0.5 | <2 | <0.5 | <0.5 | <0.5 | <0.5 | <0.5 | <1 | <0.5 | <0.5 | <1 | <1.5 | <1 | <0.5 | <50 | <50 | <50 | <50 |
| 92554285 | EB-1-20210806 | NA | 08/06/2021 | <5 | <0.5 | <0.5 | <0.5 | <0.5 | <0.5 | <1 | <0.5 | <1 | <0.5 | <0.5 | <0.5 | <0.5 | <0.5 | <2 | <0.5 | <2 | <0.5 | <2 | <0.5 | <0.5 | <0.5 | <0.5 | <0.5 | <1 | <0.5 | <0.5 | <1 | <1.5 | <1 | <0.5 | <50 | <50 | <50 | <50 |
| 92554285 | FB-1-20210806 | NA | 08/06/2021 | NA | <0.5 | <0.5 | <0.5 | <0.5 | <0.5 | <1 | <0.5 | <1 | <0.5 | <0.5 | <0.5 | <0.5 | <0.5 | <2 | <0.5 | <2 | <0.5 | <2 | <0.5 | <0.5 | <0.5 | <0.5 | <0.5 | <1 | <0.5 | <0.5 | <1 | <1.5 | <1 | <0.5 | <50 | <50 | <50 | <50 |
| 92559334 | FB-1-20210902 | NA | 9/2/2021 | NA | <0.5 | <0.5 | <0.5 | <0.5 | <0.5 | <1 | <0.5 | <1 | <0.5 | <0.5 | <0.5 | <0.5 | <0.5 | <2 | <0.5 | <2 | <0.5 | <2 | <0.5 | <0.5 | <0.5 | <0.5 | <0.5 | <1 | <0.5 | <0.5 | <1 | <1.5 | <1 | <0.5 | <50 | <50 | <50 | <50 |
| 92558446 | EB-1 20210830 | NA | 08/30/2021 | <5 | <0.5 | <0.5 | <0.5 | <0.5 | <0.5 | <1 | <0.5 | <1 | <0.5 | <0.5 | <0.5 | <0.5 | <0.5 | <2 | <0.5 | <2 | <0.5 | <2 | <0.5 | <0.5 | <0.5 | <0.5 | <0.5 | <1 | <0.5 | <0.5 | <1 | <1.5 | <1 | <0.5 | <50 | <50 | <50 | <50 |
| 92558450 | EB-2-20210830 | NA | 08/30/2021 | <5 | <0.5 | <0.5 | <0.5 | <0.5 | <0.5 | <1 | <0.5 | <1 | <0.5 | <0.5 | <0.5 | <0.5 | <0.5 | <2 | <0.5 | <2 | <0.5 | <2 | <0.5 | <0.5 | <0.5 | <0.5 | <0.5 | <1 | <0.5 | <0.5 | <1 | <1.5 | <1 | <0.5 | <50 | <50 | <50 | <50 |
| 92558446 | FB-1-20210830 | NA | 08/30/2021 | <5 | <0.5 | <0.5 | <0.5 | <0.5 | <0.5 | <1 | <0.5 | <1 | <0.5 | <0.5 | <0.5 | <0.5 | <0.5 | <2 | <0.5 | <2 | <0.5 | <2 | <0.5 | <0.5 | <0.5 | <0.5 | <0.5 | <1 | <0.5 | <0.5 | <1 | <1.5 | <1 | <0.5 | <50 | <50 | <50 | <50 |
| 92558448 | FB-2-20210830 | NA | 08/30/2021 | <5 | <0.5 | <0.5 | <0.5 | <0.5 | <0.5 | <1 | <0.5 | <1 | <0.5 | <0.5 | <0.5 | <0.5 | <0.5 | <2 | <0.5 | <2 | <0.5 | <2 | <0.5 | <0.5 | <0.5 | <0.5 | <0.5 | <1 | <0.5 | <0.5 | <1 | <1.5 | <1 | <0.5 | <50 | <50 | <50 | <50 |
| 92558740 | EB-20210831 | NA | 08/31/2021 | <5 | <0.5 | <0.5 | <0.5 | <0.5 | <0.5 | <1 | <0.5 | <1 | <0.5 | <0.5 | <0.5 | <0.5 | <0.5 | <2 | <0.5 | **15.9** | <0.5 | <2 | <0.5 | <0.5 | <0.5 | <0.5 | <0.5 | <1 | <0.5 | <0.5 | <1 | <1.5 | <1 | <0.5 | <50 | <50 | <50 | <50 |
| 92558738 | EB-1-20210831 | NA | 08/31/2021 | <5 | <0.5 | <0.5 | <0.5 | <0.5 | <0.5 | <1 | <0.5 | <1 | <0.5 | <0.5 | <0.5 | <0.5 | <0.5 | <2 | <0.5 | **16.5** | <0.5 | <2 | <0.5 | <0.5 | <0.5 | <0.5 | <0.5 | <1 | <0.5 | <0.5 | <1 | <1.5 | <1 | <0.5 | <50 | <50 | <50 | <50 |
| 92558738 | FB-1-20210831 | NA | 08/31/2021 | NA | <0.5 | <0.5 | <0.5 | <0.5 | <0.5 | <1 | <0.5 | <1 | <0.5 | <0.5 | <0.5 | <0.5 | <0.5 | <2 | <0.5 | <2 | <0.5 | <2 | <0.5 | <0.5 | <0.5 | <0.5 | <0.5 | <1 | <0.5 | <0.5 | <1 | <1.5 | <1 | <0.5 | <50 | <50 | <50 | <50 |
| 92558738 | FB-2-20210831 | NA | 08/31/2021 | NA | <0.5 | <0.5 | <0.5 | <0.5 | <0.5 | <1 | <0.5 | <1 | <0.5 | <0.5 | <0.5 | <0.5 | <0.5 | <2 | <0.5 | <2 | <0.5 | <2 | <0.5 | <0.5 | <0.5 | <0.5 | <0.5 | <1 | <0.5 | <0.5 | <1 | <1.5 | <1 | <0.5 | <50 | <50 | <50 | <50 |

**Table 5A**
**Summary of Monitoring Well Sampling Results**

Colonial Pipeline Company
2020-L1-SR2448
Huntersville, North Carolina

| Lab Report Number | Sample ID | Well ID | Sample Date | Metals (µg/L) | VOCs (µg/L) | | | | | | | | | | | | | | | | | | | | | | | | | | | | MADEP VPH (µg/L) | | | |
|---|---|---|---|---|---|---|---|---|---|---|---|---|---|---|---|---|---|---|---|---|---|---|---|---|---|---|---|---|---|---|---|---|---|---|---|---|
| | | | | Lead | Benzene | Bromochloromethane | Bromodichloromethane | n-Butylbenzene | sec-Butylbenzene | Chloroethane | Chloroform | Chloromethane | 2-Chlorotoluene | Dibromochloromethane | 1,2-Dichloroethane | Diisopropyl ether | Ethylbenzene | Hexachloro-1,3-butadiene | Isopropylbenzene (Cumene) | Methylene Chloride | Methyl-tert-butyl ether | Naphthalene | n-Propylbenzene | Styrene | Tetrachloroethene | Toluene | Trichloroethene | Trichlorofluoromethane | 1,2,4-Trimethylbenzene | 1,3,5-Trimethylbenzene | Vinyl chloride | Xylene (Total) | m&p-Xylene | o-Xylene | C5 - C8 Aliphatics | C9 - C12 Aliphatics | C9 - C10 Aromatics | VPH (Total) |
| **NCAC 2L Standards** | | | | **15** | **1** | **NE** | **0.6** | **70** | **70** | **3000** | **70** | **3** | **100** | **0.4** | **0.4** | **70** | **600** | **0.4** | **70** | **5** | **20** | **6** | **70** | **70** | **0.7** | **600** | **3** | **2000** | **400** | **400** | **0.03** | **500** | **500** | **500** | **400** | **700** | **200** | **NE** |
| **IMAC Standards** | | | | -- | -- | -- | -- | -- | -- | -- | -- | -- | -- | -- | -- | -- | -- | -- | -- | -- | -- | -- | -- | -- | -- | -- | -- | -- | -- | -- | -- | -- | -- | -- | -- | -- | -- |
| 92559014 | EB-1-20210901 | NA | 09/01/2021 | <5 | <0.5 | <0.5 | <0.5 | <0.5 | <0.5 | <1 | <0.5 | <1 | <0.5 | <0.5 | <0.5 | <0.5 | <0.5 | <2 | <0.5 | <2 | <0.5 | <2 | <0.5 | <0.5 | <0.5 | <0.5 | <0.5 | <1 | <0.5 | <0.5 | <1 | <1.5 | <1 | <0.5 | <50 | <50 | <50 | <50 |
| 92559014 | EB-2-20210901 | NA | 09/01/2021 | <5 | <0.5 | <0.5 | <0.5 | <0.5 | <0.5 | <1 | <0.5 | <1 | <0.5 | <0.5 | <0.5 | <0.5 | <0.5 | <2 | <0.5 | <2 | <0.5 | <2 | <0.5 | <0.5 | <0.5 | <0.5 | <0.5 | <1 | <0.5 | <0.5 | <1 | <1.5 | <1 | <0.5 | <50 | <50 | <50 | <50 |
| 92559014 | FB-1-20210901 | NA | 09/01/2021 | NA | <0.5 | <0.5 | <0.5 | <0.5 | <0.5 | <1 | <0.5 | <1 | <0.5 | <0.5 | <0.5 | <0.5 | <0.5 | <2 | <0.5 | <2 | <0.5 | <2 | <0.5 | <0.5 | <0.5 | <0.5 | <0.5 | <1 | <0.5 | <0.5 | <1 | <1.5 | <1 | <0.5 | <50 | <50 | <50 | <50 |
| 92559014 | FB-2-20210901 | NA | 09/01/2021 | NA | <0.5 | <0.5 | <0.5 | <0.5 | <0.5 | <1 | <0.5 | <1 | <0.5 | <0.5 | <0.5 | <0.5 | <0.5 | <2 | <0.5 | <2 | <0.5 | <2 | <0.5 | <0.5 | <0.5 | <0.5 | <0.5 | <1 | <0.5 | <0.5 | <1 | <1.5 | <1 | <0.5 | <50 | <50 | <50 | <50 |
| 92559360 | EB-1-20210902 | NA | 09/02/2021 | <5 | <0.5 | <0.5 | <0.5 | <0.5 | <0.5 | <1 | <0.5 | <1 | <0.5 | <0.5 | <0.5 | <0.5 | <0.5 | <2 | <0.5 | <2 | <0.5 | <2 | <0.5 | <0.5 | <0.5 | <0.5 | <0.5 | <1 | <0.5 | <0.5 | <1 | <1.5 | <1 | <0.5 | <50 | <50 | <50 | <50 |
| 92559360 | EB-2-20210902 | NA | 09/02/2021 | <5 | <0.5 | <0.5 | <0.5 | <0.5 | <0.5 | <1 | <0.5 | <1 | <0.5 | <0.5 | <0.5 | <0.5 | <0.5 | <2 | <0.5 | <2 | <0.5 | <2 | <0.5 | <0.5 | <0.5 | <0.5 | <0.5 | <1 | <0.5 | <0.5 | <1 | <1.5 | <1 | <0.5 | <50 | <50 | <50 | <50 |
| 92559360 | FB-2-20210902 | NA | 09/02/2021 | <5 | <0.5 | <0.5 | <0.5 | <0.5 | <0.5 | <1 | <0.5 | <1 | <0.5 | <0.5 | <0.5 | <0.5 | <0.5 | <2 | <0.5 | <2 | <0.5 | <2 | <0.5 | <0.5 | <0.5 | <0.5 | <0.5 | <1 | <0.5 | <0.5 | <1 | <1.5 | <1 | <0.5 | <50 | <50 | <50 | <50 |
| 92561826 | EB-1-20210916 | NA | 09/16/2021 | <5 | <0.5 | <0.5 | <0.5 | <0.5 | <0.5 | <1 | <0.5 | <1 | <0.5 | <0.5 | <0.5 | <0.5 | <0.5 | <2 | <0.5 | <2 | <0.5 | <2 | <0.5 | <0.5 | <0.5 | <0.5 | <0.5 | <1 | <0.5 | <0.5 | <1 | <1.5 | <1 | <0.5 | <50 | <50 | NA | <50 |
| 92561826 | FB-1-20210916 | NA | 09/16/2021 | NA | <0.5 | <0.5 | <0.5 | <0.5 | <0.5 | <1 | <0.5 | <1 | <0.5 | <0.5 | <0.5 | <0.5 | <0.5 | <2 | <0.5 | <2 | <0.5 | <2 | <0.5 | <0.5 | <0.5 | <0.5 | <0.5 | <1 | <0.5 | <0.5 | <1 | <1.5 | <1 | <0.5 | <50 | <50 | NA | <50 |
| 92563487 | EB-1-20210927 | NA | 09/27/2021 | <5 | <0.5 | <0.5 | <0.5 | <0.5 | <0.5 | <0.5 | <0.5 | <1 | <0.5 | <0.5 | <0.5 | <0.5 | <0.5 | <0.6 | <0.5 | **1.6J** | <0.5 | <0.5 | <0.5 | <0.5 | <0.5 | <0.5 | <0.5 | <0.5 | <0.5 | <0.5 | <0.5 | <1.5 | <1 | <0.5 | <100 | <100 | <100 | NA |
| 92563487 | FB-1-20210927 | NA | 09/27/2021 | NA | <0.5 | <0.5 | <0.5 | <0.5 | <0.5 | <0.5 | <0.5 | <1 | <0.5 | <0.5 | <0.5 | <0.5 | <0.5 | <0.6 | <0.5 | **1.5J** | <0.5 | <0.5 | <0.5 | <0.5 | <0.5 | <0.5 | <0.5 | <0.5 | <0.5 | <0.5 | <0.5 | <1.5 | <1 | <0.5 | <100 | <100 | <100 | NA |
| 92563804 | EB-1-20210928 | NA | 09/28/2021 | <5 | <0.5 | <0.5 | <0.5 | <0.5 | <0.5 | <0.5 | <0.5 | <0.6 | <0.5 | <0.5 | <0.5 | <0.5 | <0.5 | <0.6 | <0.5 | **1.1J** | <0.5 | <0.5 | <0.5 | <0.5 | <0.5 | <0.5 | <0.5 | <0.5 | <0.5 | <0.5 | <0.5 | <1.5 | <1 | <0.5 | <100 | <100 | <100 | NA |
| 92563804 | FB-1-20210928 | NA | 09/28/2021 | NA | <0.5 | <0.5 | <0.5 | <0.5 | <0.5 | <0.5 | <0.5 | <0.6 | <0.5 | <0.5 | <0.5 | <0.5 | <0.5 | <0.6 | <0.5 | **1.2J** | <0.5 | <0.5 | <0.5 | <0.5 | <0.5 | <0.5 | <0.5 | <0.5 | <0.5 | <0.5 | <0.5 | <1.5 | <1 | <0.5 | <100 | <100 | <100 | NA |
| 92564084 | EB-1-20210929 | NA | 09/29/2021 | <5 | <0.5 | <0.5 | <0.5 | <0.5 | <0.5 | <0.5 | <0.5 | <2 | <0.5 | <0.5 | <0.5 | <0.5 | <0.5 | <0.6 | <0.5 | **0.79J** | <0.5 | <0.5 | <0.5 | <0.5 | <0.5 | <0.5 | <0.5 | <0.5 | <0.5 | <0.5 | <0.5 | <1.5 | <1 | <0.5 | <100 | <100 | <100 | NA |
| 92564084 | FB-1-20210929 | NA | 09/29/2021 | NA | <0.5 | <0.5 | <0.5 | <0.5 | <0.5 | <0.5 | <0.5 | <2 | <0.5 | <0.5 | <0.5 | <0.5 | <0.5 | <0.6 | <0.5 | **0.92J** | <0.5 | <0.5 | <0.5 | <0.5 | <0.5 | <0.5 | <0.5 | <0.5 | <0.5 | <0.5 | <0.5 | <1.5 | <1 | <0.5 | <100 | <100 | <100 | NA |
| 92564492 | EB-1-20211001 | NA | 10/01/2021 | <5 | <0.5 | <0.5 | <0.5 | <0.5 | <0.5 | <0.5 | <0.5 | <0.6 | <0.5 | <0.5 | <0.5 | <0.5 | <0.5 | <0.6 | <0.5 | **0.65J** | <0.5 | <0.5 | <0.5 | <0.5 | <0.5 | <0.5 | <0.5 | <0.5 | <0.5 | <0.5 | <0.5 | <1.5 | <1 | <0.5 | <100 | <100 | <100 | NA |
| 92564492 | FB-1-20211001 | NA | 10/01/2021 | NA | <0.5 | <0.5 | <0.5 | <0.5 | <0.5 | <0.5 | <0.5 | <0.6 | <0.5 | <0.5 | <0.5 | <0.5 | <0.5 | <0.6 | <0.5 | **0.85J** | <0.5 | <0.5 | <0.5 | <0.5 | <0.5 | <0.5 | <0.5 | <0.5 | <0.5 | <0.5 | <0.5 | <1.5 | <1 | <0.5 | <100 | <100 | <100 | NA |
| 92564336 | EB-1-20210931 | NA | 09/30/2021 | <5 | <0.5 | <0.5 | <0.5 | <0.5 | <0.5 | <0.5 | <0.5 | <0.6 | <0.5 | <0.5 | <0.5 | <0.5 | <0.5 | <0.6 | <0.5 | **1.2J** | <0.5 | <0.5 | <0.5 | <0.5 | <0.5 | <0.5 | <0.5 | <0.5 | <0.5 | <0.5 | <0.5 | <1.5 | <1 | <0.5 | <100 | <100 | <100 | NA |
| 92564336 | FB-1-20210930 | NA | 09/30/2021 | NA | <0.5 | <0.5 | <0.5 | <0.5 | <0.5 | <0.5 | <0.5 | <0.6 | <0.5 | <0.5 | <0.5 | <0.5 | <0.5 | <0.6 | <0.5 | **1.5J** | <0.5 | <0.5 | <0.5 | <0.5 | <0.5 | <0.5 | <0.5 | <0.5 | <0.5 | <0.5 | <0.5 | <1.5 | <1 | <0.5 | <100 | <100 | <100 | NA |
| 92564678 | EB-1-20211004 | NA | 10/04/2021 | <5.0 | <0.5 | <0.5 | <0.5 | <0.5 | <0.5 | <0.5 | <0.5 | <0.6 | <0.5 | <0.5 | <0.5 | <0.5 | <0.5 | <0.6 | <0.5 | **0.88J** | <0.5 | <0.5 | <0.5 | <0.5 | <0.5 | <0.5 | <0.5 | <0.5 | <0.5 | <0.5 | <0.5 | <1.5 | <1 | <0.5 | <100 | <100 | <100 | NA |
| 92564678 | FB-1-20211004 | NA | 10/04/2021 | NA | <0.5 | <0.5 | <0.5 | <0.5 | <0.5 | <0.5 | <0.5 | <0.6 | <0.5 | <0.5 | <0.5 | <0.5 | <0.5 | <0.6 | <0.5 | **1.0J** | <0.5 | <0.5 | <0.5 | <0.5 | <0.5 | <0.5 | <0.5 | <0.5 | <0.5 | <0.5 | <0.5 | <1.5 | <1 | <0.5 | <100 | <100 | <100 | NA |
| 92569881 | EB-1-20211101 | NA | 11/01/2021 | <5 | <0.5 | <0.5 | <0.5 | <0.5 | <0.5 | <1 | <0.5 | <1 | <0.5 | <0.5 | <0.5 | <0.5 | <0.5 | <2 | <0.5 | <2 | <0.5 | <2 | <0.5 | <0.5 | <0.5 | <0.5 | <0.5 | <1 | <0.5 | <0.5 | <1 | <1.5 | <1 | <0.5 | <50 | <50 | <50 | <50 |
| 92569881 | FB-1-20211101 | NA | 11/01/2021 | NA | <0.5 | <0.5 | <0.5 | <0.5 | <0.5 | <1 | <0.5 | <1 | <0.5 | <0.5 | <0.5 | <0.5 | <0.5 | <2 | <0.5 | <2 | <0.5 | <2 | <0.5 | <0.5 | <0.5 | <0.5 | <0.5 | <1 | <0.5 | <0.5 | <1 | <1.5 | <1 | <0.5 | <50 | <50 | <50 | <50 |
| 92569882 | EB-2-20211101 | NA | 11/01/2021 | <5 | <0.5 | <0.5 | <0.5 | <0.5 | <0.5 | <1 | <0.5 | <1 | <0.5 | <0.5 | <0.5 | <0.5 | <0.5 | <2 | <0.5 | <2 | <0.5 | <2 | <0.5 | <0.5 | <0.5 | <0.5 | <0.5 | <1 | <0.5 | <0.5 | <1 | <1.5 | <1 | <0.5 | <50 | <50 | <50 | <50 |
| 92569882 | FB-2-20211101 | NA | 11/01/2021 | NA | <0.5 | <0.5 | <0.5 | <0.5 | <0.5 | <1 | <0.5 | <1 | <0.5 | <0.5 | <0.5 | <0.5 | <0.5 | <2 | <0.5 | <2 | <0.5 | <2 | <0.5 | <0.5 | <0.5 | <0.5 | <0.5 | <1 | <0.5 | <0.5 | <1 | <1.5 | <1 | <0.5 | <50 | <50 | <50 | <50 |
| 92570178 | EB-1-20211102 | NA | 11/02/2021 | <5 | <0.5 | <0.5 | <0.5 | <0.5 | <0.5 | <1 | <0.5 | <1 | <0.5 | <0.5 | <0.5 | <0.5 | <0.5 | <2 | <0.5 | <2 | <0.5 | <2 | <0.5 | <0.5 | <0.5 | <0.5 | <0.5 | <1 | <0.5 | <0.5 | <1 | <1.5 | <1 | <0.5 | <50 | <50 | <50 | <50 |
| 92570178 | FB-1-20211102 | NA | 11/02/2021 | NA | <0.5 | <0.5 | <0.5 | <0.5 | <0.5 | <1 | <0.5 | <1 | <0.5 | <0.5 | <0.5 | <0.5 | <0.5 | <2 | <0.5 | <2 | <0.5 | <2 | <0.5 | <0.5 | <0.5 | <0.5 | <0.5 | <1 | <0.5 | <0.5 | <1 | <1.5 | <1 | <0.5 | <50 | <50 | <50 | <50 |
| 92570181 | EB-2-20211102 | NA | 11/02/2021 | <5 | <0.5 | <0.5 | <0.5 | <0.5 | <0.5 | <1 | <0.5 | <1 | <0.5 | <0.5 | <0.5 | <0.5 | <0.5 | <2 | <0.5 | <2 | <0.5 | <2 | <0.5 | <0.5 | <0.5 | <0.5 | <0.5 | <1 | <0.5 | <0.5 | <1 | <1.5 | <1 | <0.5 | <50 | <50 | <50 | <50 |
| 92570181 | FB-2-20211102 | NA | 11/02/2021 | NA | <0.5 | <0.5 | <0.5 | <0.5 | <0.5 | <1 | <0.5 | <1 | <0.5 | <0.5 | <0.5 | <0.5 | <0.5 | <2 | <0.5 | <2 | <0.5 | <2 | <0.5 | <0.5 | <0.5 | <0.5 | <0.5 | <1 | <0.5 | <0.5 | <1 | <1.5 | <1 | <0.5 | <50 | <50 | <50 | <50 |
| 92570483 | EB-1-20211103 | NA | 11/03/2021 | <5 | <0.5 | <0.5 | <0.5 | <0.5 | <0.5 | <1 | <0.5 | <1 | <0.5 | <0.5 | <0.5 | <0.5 | <0.5 | <2 | <0.5 | <2 | <0.5 | <2 | <0.5 | <0.5 | <0.5 | <0.5 | <0.5 | <1 | <0.5 | <0.5 | <1 | <1.5 | <1 | <0.5 | <50 | <50 | <50 | <50 |
| 92570483 | EB-2-20211103 | NA | 11/03/2021 | <5 | <0.5 | <0.5 | <0.5 | <0.5 | <0.5 | <1 | <0.5 | <1 | <0.5 | <0.5 | <0.5 | <0.5 | <0.5 | <2 | <0.5 | <2 | <0.5 | <2 | <0.5 | <0.5 | <0.5 | <0.5 | <0.5 | <1 | <0.5 | <0.5 | <1 | <1.5 | <1 | <0.5 | <50 | <50 | <50 | <50 |
| 92570483 | FB-1-202211103 | NA | 11/03/2021 | NA | <0.5 | <0.5 | <0.5 | <0.5 | <0.5 | <1 | <0.5 | <1 | <0.5 | <0.5 | <0.5 | <0.5 | <0.5 | <2 | <0.5 | <2 | <0.5 | <2 | <0.5 | <0.5 | <0.5 | <0.5 | <0.5 | <1 | <0.5 | <0.5 | <1 | <1.5 | <1 | <0.5 | <50 | <50 | <50 | <50 |
| 92570483 | FB-2-202211103 | NA | 11/03/2021 | NA | <0.5 | <0.5 | <0.5 | <0.5 | <0.5 | <1 | <0.5 | <1 | <0.5 | <0.5 | <0.5 | <0.5 | <0.5 | <2 | <0.5 | <2 | <0.5 | <2 | <0.5 | <0.5 | <0.5 | <0.5 | <0.5 | <1 | <0.5 | <0.5 | <1 | <1.5 | <1 | <0.5 | <50 | <50 | <50 | <50 |
| 92570816 | EB-1-20211104 | NA | 11/04/2021 | <5 | <0.5 | <0.5 | <0.5 | <0.5 | <0.5 | <1 | <0.5 | <1 | <0.5 | <0.5 | <0.5 | <0.5 | <0.5 | <2 | <0.5 | <2 | <0.5 | <2 | <0.5 | <0.5 | <0.5 | <0.5 | <0.5 | <1 | <0.5 | <0.5 | <1 | <1.5 | <1 | <0.5 | <50 | <50 | <50 | <50 |
| 92570816 | EB-2-20211104 | NA | 11/04/2021 | <5 | <0.5 | <0.5 | <0.5 | <0.5 | <0.5 | <1 | <0.5 | <1 | <0.5 | <0.5 | <0.5 | <0.5 | <0.5 | <2 | <0.5 | <2 | <0.5 | <2 | <0.5 | <0.5 | <0.5 | <0.5 | <0.5 | <1 | <0.5 | <0.5 | <1 | <1.5 | <1 | <0.5 | <50 | <50 | <50 | <50 |
| 92570816 | FB-1-20211104 | NA | 11/04/2021 | NA | <0.5 | <0.5 | <0.5 | <0.5 | <0.5 | <1 | <0.5 | <1 | <0.5 | <0.5 | <0.5 | <0.5 | <0.5 | <2 | <0.5 | <2 | <0.5 | <2 | <0.5 | <0.5 | <0.5 | <0.5 | <0.5 | <1 | <0.5 | <0.5 | <1 | <1.5 | <1 | <0.5 | <50 | <50 | <50 | <50 |
| 92570816 | FB-2-20211104 | NA | 11/04/2021 | NA | <0.5 | <0.5 | <0.5 | <0.5 | <0.5 | <1 | <0.5 | <1 | <0.5 | <0.5 | <0.5 | <0.5 | <0.5 | <2 | <0.5 | <2 | <0.5 | <2 | <0.5 | <0.5 | <0.5 | <0.5 | <0.5 | <1 | <0.5 | <0.5 | <1 | <1.5 | <1 | <0.5 | <50 | <50 | <50 | <50 |
| 92571046 | FB-1-20211105 | NA | 11/05/2021 | NA | <0.5 | <0.5 | <0.5 | <0.5 | <0.5 | <1 | <0.5 | <1 | <0.5 | <0.5 | <0.5 | <0.5 | <0.5 | <2 | <0.5 | <2 | <0.5 | <2 | <0.5 | <0.5 | <0.5 | <0.5 | <0.5 | <1 | <0.5 | <0.5 | <1 | <1.5 | <1 | <0.5 | <50 | <50 | <50 | <50 |
| 92571040 | EB-1-20211105 | NA | 11/05/2021 | <5 | <0.5 | <0.5 | <0.5 | <0.5 | <0.5 | <1 | <0.5 | <1 | <0.5 | <0.5 | <0.5 | <0.5 | <0.5 | <2 | <0.5 | <2 | <0.5 | <2 | <0.5 | <0.5 | <0.5 | <0.5 | <0.5 | <1 | <0.5 | <0.5 | <1 | <1.5 | <1 | <0.5 | <50 | <50 | <50 | <50 |
| 92574894 | EB-2-20211130 | NA | 11/30/2021 | <5 | <0.5 | <0.5 | <0.5 | <0.5 | <0.5 | <1 | <0.5 | <1 | <0.5 | <0.5 | <0.5 | <0.5 | <0.5 | <2 | <0.5 | <2 | <0.5 | <2 | <0.5 | <0.5 | <0.5 | <0.5 | <0.5 | <1 | <0.5 | <0.5 | <1 | <1.5 | <1 | <0.5 | <50 | <50 | <50 | <50 |
| 92574894 | FB-2-20211130 | NA | 11/30/2021 | NA | <0.5 | <0.5 | <0.5 | <0.5 | <0.5 | <1 | <0.5 | <1 | <0.5 | <0.5 | <0.5 | <0.5 | <0.5 | <2 | <0.5 | <2 | <0.5 | <2 | <0.5 | <0.5 | <0.5 | <0.5 | <0.5 | <1 | <0.5 | <0.5 | <1 | <1.5 | <1 | <0.5 | <50 | <50 | <50 | <50 |
| 92574905 | EB-1-20211130 | NA | 11/30/2021 | <5 | <0.5 | <0.5 | <0.5 | <0.5 | <0.5 | <1 | <0.5 | <1 | <0.5 | <0.5 | <0.5 | <0.5 | <0.5 | <2 | <0.5 | <2 | <0.5 | <2 | <0.5 | <0.5 | <0.5 | <0.5 | <0.5 | <1 | <0.5 | <0.5 | <1 | <1.5 | <1 | <0.5 | <50 | <50 | <50 | <50 |
| 92574898 | FB-1-20211130 | NA | 11/30/2021 | NA | <0.5 | <0.5 | <0.5 | <0.5 | <0.5 | <1 | <0.5 | <1 | <0.5 | <0.5 | <0.5 | <0.5 | <0.5 | <2 | <0.5 | <2 | <0.5 | <2 | <0.5 | <0.5 | <0.5 | <0.5 | <0.5 | <1 | <0.5 | <0.5 | <1 | <1.5 | <1 | <0.5 | <50 | <50 | <50 | <50 |
| 92575208 | EB-1-20211201 | NA | 12/01/2021 | <5 | <0.5 | <0.5 | <0.5 | <0.5 | <0.5 | <1 | <0.5 | <1 | <0.5 | <0.5 | <0.5 | <0.5 | <0.5 | <2 | <0.5 | <2 | <0.5 | <2 | <0.5 | <0.5 | <0.5 | <0.5 | <0.5 | <1 | <0.5 | <0.5 | <1 | <1.5 | <1 | <0.5 | <50 | <50 | <50 | <50 |
| 92575462 | FB-1-20211201 | NA | 12/01/2021 | NA | <0.5 | <0.5 | <0.5 | <0.5 | <0.5 | <1 | <0.5 | <1 | <0.5 | <0.5 | <0.5 | <0.5 | <0.5 | <2 | <0.5 | <2 | <0.5 | <2 | <0.5 | <0.5 | <0.5 | <0.5 | <0.5 | <1 | <0.5 | <0.5 | <1 | <1.5 | <1 | <0.5 | <50 | <50 | <50 | <50 |
| 92575206 | EB-2-20211201 | NA | 12/01/2021 | <5 | <0.5 | <0.5 | <0.5 | <0.5 | <0.5 | <1 | <0.5 | <1 | <0.5 | <0.5 | <0.5 | <0.5 | <0.5 | <2 | <0.5 | <2 | <0.5 | <2 | <0.5 | <0.5 | <0.5 | <0.5 | <0.5 | <1 | <0.5 | <0.5 | <1 | <1.5 | <1 | <0.5 | <50 | <50 | <50 | <50 |
| 92575206 | FB-2-20211201 | NA | 12/01/2021 | NA | <0.5 | <0.5 | <0.5 | <0.5 | <0.5 | <1 | <0.5 | <1 | <0.5 | <0.5 | <0.5 | <0.5 | <0.5 | <2 | <0.5 | <2 | <0.5 | <2 | <0.5 | <0.5 | <0.5 | <0.5 | <0.5 | <1 | <0.5 | <0.5 | <1 | <1.5 | <1 | <0.5 | <50 | <50 | <50 | <50 |
| 92575654 | EB-1-20211202 | NA | 12/02/2021 | <5 | <0.5 | <0.5 | <0.5 | <0.5 | <0.5 | <1 | <0.5 | <1 | <0.5 | <0.5 | <0.5 | <0.5 | <0.5 | <2 | <0.5 | <2 | <0.5 | <2 | <0.5 | <0.5 | <0.5 | <0.5 | <0.5 | <1 | <0.5 | <0.5 | <1 | <1.5 | <1 | <0.5 | <50 | <50 | <50 | <50 |

**Table 5A**
**Summary of Monitoring Well Sampling Results**

Colonial Pipeline Company
2020-L1-SR2448
Huntersville, North Carolina

| Lab Report Number | Sample ID | Well ID | Sample Date | Metals (µg/L) | VOCs (µg/L) | | | | | | | | | | | | | | | | | | | | | | | | | | | | MADEP VPH (µg/L) | | | |
|---|---|---|---|---|---|---|---|---|---|---|---|---|---|---|---|---|---|---|---|---|---|---|---|---|---|---|---|---|---|---|---|---|---|---|---|---|
| | | | | Lead | Benzene | Bromochloromethane | Bromodichloromethane | n-Butylbenzene | sec-Butylbenzene | Chloroethane | Chloroform | Chloromethane | 2-Chlorotoluene | Dibromochloromethane | 1,2-Dichloroethane | Diisopropyl ether | Ethylbenzene | Hexachloro-1,3-butadiene | Isopropylbenzene (Cumene) | Methylene Chloride | Methyl-tert-butyl ether | Naphthalene | n-Propylbenzene | Styrene | Tetrachloroethene | Toluene | Trichloroethene | Trichlorofluoromethane | 1,2,4-Trimethylbenzene | 1,3,5-Trimethylbenzene | Vinyl chloride | Xylene (Total) | m&p-Xylene | o-Xylene | C5 - C8 Aliphatics | C9 - C12 Aliphatics | C9 - C10 Aromatics | VPH (Total) |
| **NCAC 2L Standards** | | | | **15** | **1** | **NE** | **0.6** | **70** | **70** | **3000** | **70** | **3** | **100** | **0.4** | **0.4** | **70** | **600** | **0.4** | **70** | **5** | **20** | **6** | **70** | **70** | **0.7** | **600** | **3** | **2000** | **400** | **400** | **0.03** | **500** | **500** | **500** | **400** | **700** | **200** | **NE** |
| **IMAC Standards** | | | | -- | -- | -- | -- | -- | -- | -- | -- | -- | -- | -- | -- | -- | -- | -- | -- | -- | -- | -- | -- | -- | -- | -- | -- | -- | -- | -- | -- | -- | -- | -- | -- | -- | -- |
| 92575654 | EB-2-20211202 | NA | 12/02/2021 | <5 | <0.5 | <0.5 | <0.5 | <0.5 | <0.5 | <1 | <0.5 | <1 | <0.5 | <0.5 | <0.5 | <0.5 | <0.5 | <2 | <0.5 | <2 | <0.5 | <2 | <0.5 | <0.5 | <0.5 | <0.5 | <0.5 | <1 | <0.5 | <0.5 | <1 | <1.5 | <1 | <0.5 | <50 | <50 | <50 | <50 |
| 92575654 | FB-1-20211202 | NA | 12/02/2021 | NA | <0.5 | <0.5 | <0.5 | <0.5 | <0.5 | <1 | <0.5 | <1 | <0.5 | <0.5 | <0.5 | <0.5 | <0.5 | <2 | <0.5 | <2 | <0.5 | <2 | <0.5 | <0.5 | <0.5 | <0.5 | <0.5 | <1 | <0.5 | <0.5 | <1 | <1.5 | <1 | <0.5 | <50 | <50 | <50 | <50 |
| 92575654 | FB-2-20211202 | NA | 12/02/2021 | NA | <0.5 | <0.5 | <0.5 | <0.5 | <0.5 | <1 | <0.5 | <1 | <0.5 | <0.5 | <0.5 | <0.5 | <0.5 | <2 | <0.5 | <2 | <0.5 | <2 | <0.5 | <0.5 | <0.5 | <0.5 | <0.5 | <1 | <0.5 | <0.5 | <1 | <1.5 | <1 | <0.5 | <50 | <50 | <50 | <50 |
| 92575770 | EB-1-20211203 | NA | 12/03/2021 | <5 | <0.5 | <0.5 | <0.5 | <0.5 | <0.5 | <1 | <0.5 | <1 | <0.5 | <0.5 | <0.5 | <0.5 | <0.5 | <2 | <0.5 | <2 | <0.5 | <2 | <0.5 | <0.5 | <0.5 | <0.5 | <0.5 | <1 | <0.5 | <0.5 | <1 | <1.5 | <1 | <0.5 | <50 | <50 | <50 | <50 |
| 92575770 | FB-1-20211203 | NA | 12/03/2021 | NA | <0.5 | <0.5 | <0.5 | <0.5 | <0.5 | <1 | <0.5 | <1 | <0.5 | <0.5 | <0.5 | <0.5 | <0.5 | <2 | <0.5 | <2 | <0.5 | <2 | <0.5 | <0.5 | <0.5 | <0.5 | <0.5 | <1 | <0.5 | <0.5 | <1 | <1.5 | <1 | <0.5 | <50 | <50 | <50 | <50 |
| 92580645<br>92580644 | EB-1-20220103 | NA | 01/03/2022 | <5 | <0.5 | <0.5 | <0.5 | <0.5 | <0.5 | <1 | <0.5 | <1 | <0.5 | <0.5 | <0.5 | <0.5 | <0.5 | <2 | <0.5 | <2 | <0.5 | <2 | <0.5 | <0.5 | <0.5 | <0.5 | <0.5 | <1 | <0.5 | <0.5 | <1 | <1.5 | <1 | <0.5 | <50 | <50 | <50 | <50 |
| 92580642 | FB-1-20220103 | NA | 01/03/2022 | NA | <0.5 | <0.5 | <0.5 | <0.5 | <0.5 | <1 | <0.5 | <1 | <0.5 | <0.5 | <0.5 | <0.5 | <0.5 | <2 | <0.5 | <2 | <0.5 | <2 | <0.5 | <0.5 | <0.5 | <0.5 | <0.5 | <1 | <0.5 | <0.5 | <1 | <1.5 | <1 | <0.5 | <50 | <50 | <50 | <50 |
| 92580645<br>92580644 | EB-2-20220103 | NA | 01/03/2022 | <5 | <0.5 | <0.5 | <0.5 | <0.5 | <0.5 | <1 | <0.5 | <1 | <0.5 | <0.5 | <0.5 | <0.5 | <0.5 | <2 | <0.5 | <2 | <0.5 | <2 | <0.5 | <0.5 | <0.5 | <0.5 | <0.5 | <1 | <0.5 | <0.5 | <1 | <1.5 | <1 | <0.5 | <50 | <50 | <50 | <50 |
| 92580647 | FB-2-20220103 | NA | 01/03/2022 | NA | <0.5 | <0.5 | <0.5 | <0.5 | <0.5 | <1 | <0.5 | <1 | <0.5 | <0.5 | <0.5 | <0.5 | <0.5 | <2 | <0.5 | <2 | <0.5 | <2 | <0.5 | <0.5 | <0.5 | <0.5 | <0.5 | <1 | <0.5 | <0.5 | <1 | <1.5 | <1 | <0.5 | <50 | <50 | <50 | <50 |
| 92580901 | FB-1-20220104 | NA | 01/04/2022 | NA | <0.5 | <0.5 | <0.5 | <0.5 | <0.5 | <1 | <0.5 | <1 | <0.5 | <0.5 | <0.5 | <0.5 | <0.5 | <2 | <0.5 | <2 | <0.5 | <2 | <0.5 | <0.5 | <0.5 | <0.5 | <0.5 | <1 | <0.5 | <0.5 | <1 | <1.5 | <1 | <0.5 | <50 | <50 | <50 | <50 |
| 92580903<br>92580955 | EB-1-20220104 | NA | 01/04/2022 | <5 | <0.5 | <0.5 | <0.5 | <0.5 | <0.5 | <1 | <0.5 | <1 | <0.5 | <0.5 | <0.5 | <0.5 | <0.5 | <2 | <0.5 | <2 | <0.5 | <2 | <0.5 | <0.5 | <0.5 | <0.5 | <0.5 | <1 | <0.5 | <0.5 | <1 | <1.5 | <1 | <0.5 | <50 | <50 | <50 | <50 |
| 92580903<br>92580955 | EB-2-20220104 | NA | 01/04/2022 | <5 | <0.5 | <0.5 | <0.5 | <0.5 | <0.5 | <1 | <0.5 | <1 | <0.5 | <0.5 | <0.5 | <0.5 | <0.5 | <2 | <0.5 | <2 | <0.5 | <2 | <0.5 | <0.5 | <0.5 | <0.5 | <0.5 | <1 | <0.5 | <0.5 | <1 | <1.5 | <1 | <0.5 | <50 | <50 | <50 | <50 |
| 92580903 | FB-2-20220104 | NA | 01/04/2022 | NA | <0.5 | <0.5 | <0.5 | <0.5 | <0.5 | <1 | <0.5 | <1 | <0.5 | <0.5 | <0.5 | <0.5 | <0.5 | <2 | <0.5 | <2 | <0.5 | <2 | <0.5 | <0.5 | <0.5 | <0.5 | <0.5 | <1 | <0.5 | <0.5 | <1 | <1.5 | <1 | <0.5 | <50 | <50 | <50 | <50 |
| 92581193 | FB-1-20220105 | NA | 01/05/2022 | NA | <0.5 | <0.5 | <0.5 | <0.5 | <0.5 | <1 | <0.5 | <1 | <0.5 | <0.5 | <0.5 | <0.5 | <0.5 | <2 | <0.5 | <2 | <0.5 | <2 | <0.5 | <0.5 | <0.5 | <0.5 | <0.5 | <1 | <0.5 | <0.5 | <1 | <1.5 | <1 | <0.5 | <50 | <50 | <50 | <50 |
| 92583209 | EB-1-20220105 | NA | 01/05/2022 | <5 | <0.5 | <0.5 | <0.5 | <0.5 | <0.5 | <1 | <0.5 | <1 | <0.5 | <0.5 | <0.5 | <0.5 | <0.5 | <2 | <0.5 | <2 | <0.5 | <2 | <0.5 | <0.5 | <0.5 | <0.5 | <0.5 | <1 | <0.5 | <0.5 | <1 | <1.5 | <1 | <0.5 | <50 | <50 | <50 | <50 |
| 92583209 | EB-2-20220105 | NA | 01/05/2022 | <5 | <0.5 | <0.5 | <0.5 | <0.5 | <0.5 | <1 | <0.5 | <1 | <0.5 | <0.5 | <0.5 | <0.5 | <0.5 | <2 | <0.5 | <2 | <0.5 | <2 | <0.5 | <0.5 | <0.5 | <0.5 | <0.5 | <1 | <0.5 | <0.5 | <1 | <1.5 | <1 | <0.5 | <50 | <50 | <50 | <50 |
| 92583209 | FB-2-20220105 | NA | 01/05/2022 | NA | <0.5 | <0.5 | <0.5 | <0.5 | <0.5 | <1 | <0.5 | <1 | <0.5 | <0.5 | <0.5 | <0.5 | <0.5 | <2 | <0.5 | <2 | <0.5 | <2 | <0.5 | <0.5 | <0.5 | <0.5 | <0.5 | <1 | <0.5 | <0.5 | <1 | <1.5 | <1 | <0.5 | <50 | <50 | <50 | <50 |
| 92583376 | EB-1-20220106 | NA | 01/06/2022 | <5 | <0.5 | <0.5 | <0.5 | <0.5 | <0.5 | <1 | <0.5 | <1 | <0.5 | <0.5 | <0.5 | <0.5 | <0.5 | <2 | <0.5 | <2 | <0.5 | <2 | <0.5 | <0.5 | <0.5 | <0.5 | <0.5 | <1 | <0.5 | <0.5 | <1 | <1.5 | <1 | <0.5 | <50 | <50 | <50 | <50 |
| 92583376 | EB-2-20220106 | NA | 01/06/2022 | <5 | <0.5 | <0.5 | <0.5 | <0.5 | <0.5 | <1 | <0.5 | <1 | <0.5 | <0.5 | <0.5 | <0.5 | <0.5 | <2 | <0.5 | <2 | <0.5 | <2 | <0.5 | <0.5 | <0.5 | <0.5 | <0.5 | <1 | <0.5 | <0.5 | <1 | <1.5 | <1 | <0.5 | <50 | <50 | <50 | <50 |
| 92583376 | FB-1-20220106 | NA | 01/06/2022 | NA | <0.5 | <0.5 | <0.5 | <0.5 | <0.5 | <1 | <0.5 | <1 | <0.5 | <0.5 | <0.5 | <0.5 | <0.5 | <2 | <0.5 | <2 | <0.5 | <2 | <0.5 | <0.5 | <0.5 | <0.5 | <0.5 | <1 | <0.5 | <0.5 | <1 | <1.5 | <1 | <0.5 | <50 | <50 | <50 | <50 |
| 92583376 | FB-2-20220106 | NA | 01/06/2022 | NA | <0.5 | <0.5 | <0.5 | <0.5 | <0.5 | <1 | <0.5 | <1 | <0.5 | <0.5 | <0.5 | <0.5 | <0.5 | <2 | <0.5 | <2 | <0.5 | <2 | <0.5 | <0.5 | <0.5 | <0.5 | <0.5 | <1 | <0.5 | <0.5 | <1 | <1.5 | <1 | <0.5 | <50 | <50 | <50 | <50 |
| 92581742 | EB-1-20220107 | NA | 01/07/2022 | <5 | <0.5 | <0.5 | <0.5 | <0.5 | <0.5 | <1 | <0.5 | <1 | <0.5 | <0.5 | <0.5 | <0.5 | <0.5 | <2 | <0.5 | <2 | <0.5 | <2 | <0.5 | <0.5 | <0.5 | <0.5 | <0.5 | <1 | <0.5 | <0.5 | <1 | <1.5 | <1 | <0.5 | <50 | <50 | <50 | <50 |
| 92581742 | FB-1-20220107 | NA | 01/07/2022 | NA | <0.5 | <0.5 | <0.5 | <0.5 | <0.5 | <1 | <0.5 | <1 | <0.5 | <0.5 | <0.5 | <0.5 | <0.5 | <2 | <0.5 | <2 | <0.5 | <2 | <0.5 | <0.5 | <0.5 | <0.5 | <0.5 | <1 | <0.5 | <0.5 | <1 | <1.5 | <1 | <0.5 | <50 | <50 | <50 | <50 |

**Notes:**
NA - Not Analyzed
NE - Not Established
All units reported in micrograms per liter (µg/L)
Only detected constituents are shown
NCAC 2L Standard - North Carolina 15A NCAC 2L Groundwater Standard
"<" - Indicates compound was not detected above laboratory reporting limit
Lead - analyzed by Method 6010D
VOCs - Volatile Organic Compounds analyzed by Method SM 6200B
MADEP - Massachusetts Department of Environmental Protection; as required by North Carolina Department of Environmental Quality
VPH - Volatile Petroleum Hydrocarbon
J - Estimated concentration above the adjusted method detection limit and below the adjusted reporting limit
C0 - Result confirmed by second analysis
Bold values indicate compound was detected above laboratory reporting limit
Blue shading indicates an exceedance of NCAC 2L Standard
Samples beginning with "DUP" are field duplicates and co-samples of the preceeding row
IMAC - Interim Maximum Allowable Concentration
ID - Identification

**Table 5B**
**Summary of Monitoring Well Select Oxygenate Sampling Results**

Colonial Pipeline Company
2020-L1-SR2448
Huntersville, North Carolina

| Lab Report Number | Sample ID | Well ID / WSW Address | Sample Date | Alcohol-Glycol (mg/L) | VOCs (µg/L) | | | | |
|---|---|---|---|---|---|---|---|---|---|
| | | | | n-Butanol | Ethanol | Ethyl-tert-butyl ether | tert-Amyl Alcohol | tert-Amylmethyl ether | tert-Butyl Alcohol |
| **IMAC Standards** | | | | **0.7** | **4,000** | **47** | **NE** | **128** | **10** |
| **NCAC 2L Standards** | | | | **NE** | **--** | **--** | **--** | **--** | **--** |
| **Surficial Unit Monitoring Wells** | | | | | | | | | |
| 92554137 | MW-01_20210805 | MW-01 | 08/05/2021 | <0.2 | <200 | <10 | <100 | <10 | <50 |
| 92554285 | MW-02_20210806 | MW-02 | 08/06/2021 | <0.2 | <200 | <10 | <100 | <10 | <50 |
| 92554137 | MW-03_20210805 | MW-03 | 08/05/2021 | <0.2 | <200 | <10 | <100 | <10 | <50 |
| 92554285 | MW-04_20210806 | MW-04 | 08/06/2021 | <0.2 | <200 | <10 | <100 | <10 | <50 |
| 92554285 | MW-05_20210806 | MW-05 | 08/06/2021 | <0.2 | <200 | <10 | <100 | <10 | <50 |
| 92553563 | MW-06_20210804 | MW-06 | 08/04/2021 | <0.2 | <200 | <10 | <100 | <10 | <50 |
| 92554137 | MW-07_20210805 | MW-07 | 08/05/2021 | <0.2 | <200 | <10 | <100 | <10 | <50 |
| 92553185 | MW-08_20210803 | MW-08 | 08/03/2021 | <0.2 | <200 | <10 | <100 | <10 | <50 |
| 92553563 | MW-09_20210804 | MW-09 | 08/04/2021 | <0.2 | <200 | <10 | <100 | <10 | <50 |
| 92554285 | MW-12_20210806 | MW-12 | 08/06/2021 | <0.2 | <200 | <10 | <100 | <10 | <50 |
| 92553185 | MW-13_20210803 | MW-13 | 08/03/2021 | <0.2 | <200 | <10 | <100 | <10 | <50 |
| 92553185 | MW-14_20210803 | MW-14 | 08/03/2021 | <0.2 | <200 | <10 | <100 | <10 | <50 |
| 92554285 | MW-15_20210806 | MW-15 | 08/06/2021 | <0.2 | <200 | <10 | <100 | <10 | <50 |
| 92553519 | MW-16_20210804 | MW-16 | 08/04/2021 | <0.2 | <200 | <10 | <100 | <10 | <50 |
| 92553519 | MW-17_20210804 | MW-17 | 08/04/2021 | <0.2 | <200 | <10 | <100 | <10 | <50 |
| 92553189 | MW-19_20210803 | MW-19 | 08/03/2021 | <5 | <8000 | <400 | <4000 | <400 | <2000 |
| 92553563 | MW-20_20210804 | MW-20 | 08/04/2021 | <0.2 | <200 | <10 | <100 | <10 | <50 |
| 92553189 | MW-21_20210803 | MW-21 | 08/03/2021 | <5 | <200 | <10 | <100 | **3.6J** | <50 |
| 92553189 | MW-23_20210803 | MW-23 | 08/03/2021 | <5 | <200 | <10 | <100 | <10 | <50 |
| 92553563 | MW-25_20210804 | MW-25 | 08/04/2021 | <0.2 | <200 | <10 | <100 | <10 | <50 |
| 92554137 | MW-27_20210805 | MW-27 | 08/05/2021 | <0.2 | <200 | <10 | <100 | <10 | <50 |
| 92553519 | MW-28_20210804 | MW-28 | 08/04/2021 | <0.2 | <200 | <10 | <100 | <10 | <50 |
| 92553519 | DUP-1-20210804 | MW-28 | 08/04/2021 | <0.2 | <200 | <10 | <100 | <10 | <50 |
| 92554137 | MW-29_20210805 | MW-29 | 08/05/2021 | <2.0 | <8000 | <400 | <4000 | <400 | <2000 |
| 92553563 | MW-30_20210804 | MW-30 | 08/04/2021 | <0.2 | <200 | <10 | <100 | <10 | <50 |
| 92553189 | MW-31_20210803 | MW-31 | 08/03/2021 | <5 | <200 | <10 | <100 | <10 | <50 |
| 92553189 | DUP-1-20210803 | MW-31 | 08/03/2021 | <5 | <200 | <10 | <100 | <10 | <50 |
| 92554137 | MW-32_20210805 | MW-32 | 08/05/2021 | <0.2 | <200 | <10 | <100 | <10 | <50 |
| 92554137 | MW-33_20210805 | MW-33 | 08/05/2021 | <0.2 | <200 | <10 | <100 | <10 | <50 |
| 92553563 | MW-34_20210804 | MW-34 | 08/04/2021 | <0.2 | <200 | <10 | <100 | <10 | <50 |
| 92554137 | MW-35_20210805 | MW-35 | 08/05/2021 | <0.2 | <200 | <10 | <100 | <10 | <50 |
| 92554285 | MW-36_20210806 | MW-36 | 08/06/2021 | <0.2 | <200 | <10 | <100 | <10 | <50 |
| 92553563 | MW-38_20210804 | MW-38 | 08/04/2021 | <0.2 | <2000 | <100 | <1000 | **50.4J** | <500 |
| 92553563 | MW-41_20210804 | MW-41 | 08/04/2021 | <0.2 | <200 | <10 | <100 | <10 | <50 |
| 92552929 | MW-42_20210802 | MW-42 | 08/02/2021 | <5 | <200 | <10 | <100 | <10 | <50 |
| 92554137 | MW-43_20210805 | MW-43 | 08/05/2021 | <0.2 | <200 | <10 | <100 | <10 | <50 |
| 92553185 | MW-44_20210803 | MW-44 | 08/03/2021 | <0.2 | <200 | <10 | <100 | <10 | <50 |
| 92553065 | MW-45_20210802 | MW-45 | 08/02/2021 | <5 | <200 | <10 | <100 | <10 | <50 |
| 92553185 | MW-46_20210803 | MW-46 | 08/03/2021 | <0.2 | <200 | <10 | <100 | <10 | <50 |
| 92553065 | MW-49_20210802 | MW-49 | 08/02/2021 | <5 | <200 | <10 | <100 | <10 | <50 |
| 92553185 | MW-50_20210803 | MW-50 | 08/03/2021 | <5 | <400 | <20 | **114J** | <20 | <100 |
| 92553065 | MW-51_20210802 | MW-51 | 08/02/2021 | <5 | <200 | <10 | <100 | <10 | <50 |
| 92553065 | DUP-2-20210802 | MW-51 | 08/02/2021 | <5 | <200 | <10 | <100 | <10 | <50 |
| 92554137 | MW-52_20210805 | MW-52 | 08/05/2021 | <0.2 | <800 | <40 | <400 | <40 | <200 |
| 92554137 | MW-53_20210805 | MW-53 | 08/05/2021 | <0.2 | <200 | <10 | <100 | <10 | <50 |
| 92554137 | DUP-2-20210805 | MW-53 | 08/05/2021 | <0.2 | <200 | <10 | <100 | <10 | <50 |
| 92554137 | MW-54_20210805 | MW-54 | 08/05/2021 | <0.2 | <2000 | <100 | <1000 | <100 | <500 |
| 92553563 | MW-56_20210804 | MW-56 | 08/04/2021 | <0.2 | <200 | <10 | <100 | <10 | <50 |
| 92553563 | MW-57_20210804 | MW-57 | 08/04/2021 | <0.2 | <200 | <10 | <100 | <10 | <50 |
| 92554137 | MW-58_20210805 | MW-58 | 08/05/2021 | <0.2 | <200 | <10 | <100 | <10 | <50 |
| 92554137 | MW-59_20210805 | MW-59 | 08/05/2021 | <0.2 | <200 | <10 | <100 | <10 | <50 |
| 92553185 | MW-60_20210803 | MW-60 | 08/03/2021 | <0.2 | <200 | <10 | <100 | <10 | <50 |
| 92553065 | MW-62_20210802 | MW-62 | 08/02/2021 | <5 | <200 | <10 | <100 | <10 | <50 |
| 92554137 | MW-63_20210805 | MW-63 | 08/05/2021 | <0.2 | <200 | <10 | <100 | <10 | <50 |
| 92552963 | MW-64_20210802 | MW-64 | 08/02/2021 | <5 | <200 | <10 | <100 | <10 | <50 |
| 92552963 | MW-65_20210802 | MW-65 | 08/02/2021 | <5 | <200 | <10 | <100 | <10 | <50 |
| 92552929 | MW-66_20210802 | MW-66 | 08/02/2021 | <5 | <200 | <10 | <100 | <10 | <50 |
| 92552929 | MW-67_20210802 | MW-67 | 08/02/2021 | <5 | <200 | <10 | <100 | <10 | <50 |
| 92552929 | DUP-1 20210802 | MW-67 | 08/02/2021 | <5 | <200 | <10 | <100 | <10 | <50 |
| 92552929 | MW-68_20210802 | MW-68 | 08/02/2021 | <5 | <200 | <10 | <100 | <10 | <50 |
| 92553563 | MW-69_20210804 | MW-69 | 08/04/2021 | <0.2 | <200 | <10 | <100 | <10 | <50 |

**Table 5B**
**Summary of Monitoring Well Select Oxygenate Sampling Results**

Colonial Pipeline Company
2020-L1-SR2448
Huntersville, North Carolina

| Lab Report Number | Sample ID | Well ID / WSW Address | Sample Date | Alcohol-Glycol (mg/L) | VOCs (µg/L) | | | | |
|---|---|---|---|---|---|---|---|---|---|
| | | | | n-Butanol | Ethanol | Ethyl-tert-butyl ether | tert-Amyl Alcohol | tert-Amylmethyl ether | tert-Butyl Alcohol |
| **IMAC Standards** | | | | **0.7** | **4,000** | **47** | **NE** | **128** | **10** |
| **NCAC 2L Standards** | | | | **NE** | **--** | **--** | **--** | **--** | **--** |
| 92552963 | MW-70_20210802 | MW-70 | 08/02/2021 | <5 | <200 | <10 | <100 | <10 | <50 |
| 92554137 | MW-71_20210805 | MW-71 | 08/05/2021 | <0.2 | <800 | <40 | <400 | <40 | <200 |
| 92553065 | MW-73_20210802 | MW-73 | 08/02/2021 | <5 | <200 | <10 | <100 | <10 | <50 |
| 92552963 | MW-74_20210802 | MW-74 | 08/02/2021 | <5 | <200 | <10 | <100 | <10 | <50 |
| 92552963 | MW-75_20210802 | MW-75 | 08/02/2021 | <5 | <200 | <10 | <100 | <10 | <50 |
| 92553185 | MW-76_20210803 | MW-76 | 08/03/2021 | <0.2 | <200 | <10 | <100 | <10 | <50 |
| 92553185 | DUP-2-20210803 | MW-76 | 08/03/2021 | <0.2 | <200 | <10 | <100 | <10 | <50 |
| 92553189 | MW-77_20210803 | MW-77 | 08/03/2021 | <5 | <200 | <10 | <100 | <10 | <50 |
| 92553189 | MW-78_20210803 | MW-78 | 08/03/2021 | <5 | <200 | <10 | <100 | <10 | <50 |
| 92553189 | MW-79_20210803 | MW-79 | 08/03/2021 | <5 | <200 | <10 | <100 | <10 | <50 |
| 92553189 | MW-80_20210803 | MW-80 | 08/03/2021 | <5 | <200 | <10 | <100 | <10 | <50 |
| 92553189 | MW-81_20210803 | MW-81 | 08/03/2021 | <5 | <200 | <10 | <100 | <10 | <50 |
| 92553189 | MW-82_20210803 | MW-82 | 08/03/2021 | <5 | <200 | <10 | <100 | <10 | <50 |
| 92553519 | MW-83_20210804 | MW-83 | 08/04/2021 | <0.2 | <200 | <10 | <100 | <10 | <50 |
| 92553189 | MW-84_20210803 | MW-84 | 08/03/2021 | <5 | <200 | <10 | <100 | <10 | <50 |
| 92553065 | MW-86_20210802 | MW-86 | 08/02/2021 | <5 | <200 | <10 | <100 | <10 | <50 |
| 92553563 | MW-87_20210804 | MW-87 | 08/04/2021 | <0.2 | <200 | <10 | <100 | <10 | <50 |
| 92553563 | DUP-2-20210804 | MW-87 | 08/04/2021 | <0.2 | <200 | <10 | <100 | <10 | <50 |
| 92553563 | MW-88_20210804 | MW-88 | 08/04/2021 | <0.2 | <200 | <10 | <100 | <10 | <50 |
| 92553563 | MW-89_20210804 | MW-89 | 08/04/2021 | <0.2 | <200 | <10 | <100 | <10 | <50 |
| 92554137 | MW-92_20210805 | MW-92 | 08/05/2021 | <0.2 | <200 | <10 | <100 | <10 | <50 |
| 92554137 | MW-93_20210805 | MW-93 | 08/05/2021 | <0.2 | <200 | <10 | <100 | <10 | <50 |
| **Bedrock Unit Monitoring Wells** | | | | | | | | | |
| 92554137 | MW-07D_20210805 | MW-07D | 08/05/2021 | <0.2 | <200 | <10 | <100 | <10 | <50 |
| 92554137 | DUP-1-20210805 | MW-07D | 08/05/2021 | <0.2 | <200 | <10 | <100 | <10 | <50 |
| 92553065 | MW-14D_20210802 | MW-14D | 08/02/2021 | <5 | <200 | <10 | <100 | <10 | <50 |
| 92553519 | MW-16D_20210804 | MW-16D | 08/04/2021 | <0.2 | <200 | <10 | <100 | <10 | <50 |
| 92553189 | MW-31D_20210803 | MW-31D | 08/03/2021 | <5 | <200 | <10 | <100 | <10 | <50 |
| 92554137 | MW-57D_20210805 | MW-57D | 08/05/2021 | <0.2 | <200 | <10 | <100 | <10 | <50 |
| 92553563 | MW-61D_20210804 | MW-61D | 08/04/2021 | <0.2 | <200 | <10 | <100 | <10 | <50 |
| 92553185 | MW-62D_20210803 | MW-62D | 08/03/2021 | <0.2 | <200 | <10 | <100 | <10 | <50 |
| 92552963 | MW-65D_20210802 | MW-65D | 08/02/2021 | <5 | <200 | <10 | <100 | <10 | <50 |
| 92553519 | MW-79D_20210804 | MW-79D | 08/04/2021 | <0.2 | <200 | <10 | <100 | <10 | <50 |
| 92553189 | MW-81D_20210803 | MW-81D | 08/03/2021 | <5 | <200 | <10 | <100 | <10 | <50 |
| **Water Supply Well Data** | | | | | | | | | |
| 92554512 | 13800_HC_RD_20210810 | 13800_HC_RD | 08/10/2021 | <0.2 | <200 | <10 | <100 | <10 | <50 |
| 92554466 | 13835_AC_RD_20210810 | 13835_HC_RD | 08/10/2021 | <0.2 | <200 | <10 | <100 | <10 | <50 |
| 92554518 | 13926A_HC_RD_20210810 | 13926A_HC_RD | 08/10/2021 | <0.2 | <200 | <10 | <100 | <10 | <50 |
| 92554504 | 13926B_HC_RD_20210810 | 13926B_HC_RD | 08/10/2021 | <0.2 | <200 | <10 | <100 | <10 | <50 |
| 92554456 | 14226_HC_RD_20210810 | 14226_HC_RD | 08/10/2021 | <0.2 | <200 | <10 | <100 | <10 | <50 |
| 92554497 | 14401_HC_RD_20210810 | 14401_HC_RD | 08/10/2021 | <0.2 | <200 | <10 | <100 | <10 | <50 |
| 92554531 | DUP-1_20210810 | 14401_HC_RD | 08/10/2021 | <0.2 | <200 | <10 | <100 | <10 | <50 |
| **QC Data** | | | | | | | | | |
| 92552929 | TRIP BLANK | N/A | 08/02/2021 | NA | <200 | <10 | <100 | <10 | <50 |
| 92553065 | TRIP BLANK | N/A | 08/02/2021 | NA | <200 | <10 | <100 | <10 | <50 |
| 92553189 | TRIP BLANK | N/A | 08/03/2021 | NA | <200 | <10 | <100 | <10 | <50 |
| 92553185 | TRIP BLANK | N/A | 08/03/2021 | NA | <200 | <10 | <100 | <10 | <50 |
| 92553519 | TRIP BLANK | N/A | 08/04/2021 | NA | <200 | <10 | <100 | <10 | <50 |
| 92553563 | TRIP BLANK | N/A | 08/04/2021 | NA | <200 | <10 | <100 | <10 | <50 |
| 92554137 | Trip Blank | N/A | 08/05/2021 | NA | <200 | <10 | <100 | <10 | <50 |
| 92554285 | TB-2 | N/A | 08/06/2021 | NA | <200 | <10 | <100 | <10 | <50 |
| 92554285 | Trip Blank | N/A | 08/06/2021 | NA | <200 | <10 | <100 | <10 | <50 |
| 92554531 | Trip Blank | N/A | 08/10/2021 | NA | <200 | <10 | <100 | <10 | <50 |
| 92552929 | EB-1-20210802 | N/A | 08/02/2021 | <5 | <200 | <10 | <100 | <10 | <50 |
| 92553065 | EB-2-20210802 | N/A | 08/02/2021 | <5 | <200 | <10 | <100 | <10 | <50 |
| 92553065 | FB-1-20210802 | N/A | 08/02/2021 | <5 | <200 | <10 | <100 | <10 | <50 |
| 92552963 | FB-2-20210802 | N/A | 08/02/2021 | <5 | <200 | <10 | <100 | <10 | <50 |

**Table 5B**
**Summary of Monitoring Well Select Oxygenate Sampling Results**

Colonial Pipeline Company
2020-L1-SR2448
Huntersville, North Carolina

| Lab Report Number | Sample ID | Well ID / WSW Address | Sample Date | Alcohol-Glycol (mg/L) | VOCs (µg/L) | | | | |
|---|---|---|---|---|---|---|---|---|---|
| | | | | n-Butanol | Ethanol | Ethyl-tert-butyl ether | tert-Amyl Alcohol | tert-Amylmethyl ether | tert-Butyl Alcohol |
| **IMAC Standards** | | | | **0.7** | **4,000** | **47** | **NE** | **128** | **10** |
| **NCAC 2L Standards** | | | | **NE** | **--** | **--** | **--** | **--** | **--** |
| 92553189 | EB-2-20210803 | N/A | 08/03/2021 | <5 | <200 | <10 | <100 | <10 | <50 |
| 92553189 | FB-2-20210803 | N/A | 08/03/2021 | <5 | <200 | <10 | <100 | <10 | <50 |
| 92553185 | EB-1-20210803 | N/A | 08/03/2021 | <0.2 | <200 | <10 | <100 | <10 | <50 |
| 92553185 | FB-1-20210803 | N/A | 08/03/2021 | <0.2 | <200 | <10 | <100 | <10 | <50 |
| 92553563 | EB-2-20210804 | N/A | 08/04/2021 | <0.2 | <200 | <10 | <100 | <10 | <50 |
| 92553563 | FB-2-20210804 | N/A | 08/04/2021 | <0.2 | <200 | <10 | <100 | <10 | <50 |
| 92553519 | EB-1-20210804 | N/A | 08/04/2021 | <0.2 | <200 | <10 | <100 | <10 | <50 |
| 92553519 | FB-1-20210804 | N/A | 08/04/2021 | <0.2 | <200 | <10 | <100 | <10 | <50 |
| 92554137 | EB-1-20210805 | N/A | 08/05/2021 | <0.2 | <200 | <10 | <100 | <10 | <50 |
| 92554137 | EB-2-20210805 | N/A | 08/05/2021 | <0.2 | <200 | <10 | <100 | <10 | <50 |
| 92554137 | FB-1-20210805 | N/A | 08/05/2021 | <0.2 | <200 | <10 | <100 | <10 | <50 |
| 92554137 | FB-2-20210805 | N/A | 08/05/2021 | <0.2 | <200 | <10 | <100 | <10 | <50 |
| 92554285 | EB-1-20210806 | N/A | 08/06/2021 | <5 | <200 | <10 | <100 | <10 | <50 |
| 92554285 | FB-1-20210806 | N/A | 08/06/2021 | <5 | <200 | <10 | <100 | <10 | <50 |
| 92554531 | FB-1-20210810 | N/A | 08/10/2021 | NA | <200 | <10 | <100 | <10 | <50 |

**Notes:**
NA - Not Analyzed
NE - Not Established
N/A - Not Applicable
All units reported in micrograms per liter (µg/L) except n-Butanol reported in milligrams per liter (mg/L)
NCAC 2L Standard - North Carolina 15A NCAC 2L Groundwater Standard
IMAC - Interim Maximum Allowable Concentration
"<" - Indicates compound was not detected above laboratory reporting limit
All analytes analyzed by Method SM 6200B
J - Estimated concentration above the method detection limit and below the reporting limit
Bold values indicate compound was detected above laboratory reporting limit
Blue shading indicates an exceedance of NCAC 2L Standard or IMAC Standard
Samples beginning with "DUP" are field duplicates and co-samples of the preceeding row
ID - Identification

**Table 6**
**Summary of Well Construction Details**

Colonial Pipeline Company
2020-L1-2448
Huntersville, North Carolina

| Well ID | Latitude | Longitude | Ground Surface Elevation[1] | Top Of Casing Elevation[1] | Total Boring Depth (ft) | Total Well Depth (ft BTOC) | Bottom of well Elevation | Screen Length | Bottom of Screened Interval | Top of Screened Interval | Well Diameter (Inches) | Well Construction Date |
|---|---|---|---|---|---|---|---|---|---|---|---|---|
| **Surficial Unit Monitoring Wells** | | | | | | | | | | | | |
| MW-01 | 35.41502 | -80.80714 | 708.99 | 711.86 | 34 | 36.88 | 674.99 | 15 | 674.99 | 689.99 | 2 | 08/24/2020 |
| MW-02 | 35.41487 | -80.80773 | 709.42 | 712.53 | 34 | 37.11 | 675.42 | 15 | 675.42 | 690.42 | 2 | 08/25/2020 |
| MW-03 | 35.41530 | -80.80630 | 700.57 | 703.64 | 27 | 30.07 | 673.57 | 10 | 673.57 | 683.57 | 2 | 08/25/2020 |
| MW-04 | 35.41474 | -80.80776 | 712.26 | 715.04 | 40 | 42.78 | 672.26 | 30 | 672.26 | 702.26 | 2 | 08/28/2020 |
| MW-05 | 35.41536 | -80.80717 | 704.28 | 707.30 | 39 | 42.02 | 665.28 | 30 | 665.28 | 695.28 | 2 | 08/28/2020 |
| MW-06 | 35.41523 | -80.80750 | 703.43 | 706.34 | 40 | 42.91 | 663.43 | 30 | 663.43 | 693.43 | 2 | 08/29/2020 |
| MW-07 | 35.41534 | -80.80567 | 709.19 | 712.36 | 35 | 38.17 | 674.19 | 15 | 674.19 | 689.19 | 2 | 08/30/2020 |
| MW-08 | 35.41237 | -80.80574 | 721.82 | 724.93 | 45 | 48.11 | 676.82 | 30 | 676.82 | 706.82 | 4 | 08/28/2020 |
| MW-09 | 35.41472 | -80.80712 | 709.19 | 717.15 | 34 | 41.96 | 675.19 | 15 | 675.19 | 690.19 | 2 | 08/31/2020 |
| MW-10 | 35.41403 | -80.80774 | 719.99 | 722.91 | 25 | 27.92 | 694.99 | 15 | 694.99 | 709.99 | 2 | 08/31/2020 |
| MW-11 | 35.41344 | -80.80532 | 736.42 | 735.80 | 50 | 49.38 | 686.42 | 35 | 686.42 | 721.42 | 4 | 09/01/2020 |
| MW-12 | 35.41455 | -80.80797 | 715.33 | 718.27 | 38 | 40.94 | 677.33 | 20 | 677.33 | 697.33 | 2 | 09/01/2020 |
| MW-13 | 35.41313 | -80.80553 | 733.03 | 732.88 | 60 | 59.86 | 673.03 | 45 | 673.03 | 718.03 | 4 | 09/01/2020 |
| MW-14 | 35.41260 | -80.80562 | 721.96 | 725.30 | 41 | 44.34 | 680.96 | 30 | 680.96 | 710.96 | 4 | 09/02/2020 |
| MW-15 | 35.41385 | -80.80756 | 722.69 | 725.70 | 39 | 42.01 | 683.69 | 15 | 683.69 | 698.69 | 2 | 09/02/2020 |
| MW-16 | 35.41325 | -80.80753 | 722.32 | 725.49 | 46 | 49.17 | 676.32 | 35 | 676.32 | 711.32 | 4 | 09/02/2020 |
| MW-17 | 35.41327 | -80.80726 | 724.23 | 727.50 | 50 | 53.27 | 674.23 | 40 | 674.23 | 714.23 | 4 | 09/02/2020 |
| MW-18 | 35.41490 | -80.80518 | 726.72 | 728.17 | 45 | 46.45 | 681.72 | 15 | 681.72 | 696.72 | 2 | 09/02/2020 |
| MW-19 | 35.41284 | -80.80654 | 723.43 | 726.29 | 35 | 37.86 | 688.43 | 25 | 688.43 | 713.43 | 4 | 09/03/2020 |
| MW-20 | 35.41511 | -80.80484 | 727.62 | 729.69 | 48 | 50.07 | 679.62 | 15 | 679.62 | 694.62 | 2 | 09/03/2020 |
| MW-21 | 35.41286 | -80.80702 | 721.89 | 724.97 | 50 | 53.08 | 671.89 | 35 | 671.89 | 706.89 | 4 | 09/03/2020 |
| MW-22R | 35.41517 | -80.80543 | 718.85 | 721.89 | 34 | 37.05 | 684.85 | 15 | 684.85 | 699.85 | 2 | 09/03/2021 |
| MW-23 | 35.41285 | -80.80726 | 721.15 | 723.74 | 45 | 47.59 | 676.15 | 30 | 676.15 | 706.15 | 2 | 09/03/2020 |
| MW-24 | 35.41431 | -80.80540 | 734.70 | 737.63 | 54 | 56.93 | 680.70 | 15 | 680.70 | 695.70 | 2 | 09/04/2020 |
| MW-25 | 35.41464 | -80.80506 | 730.89 | 734.02 | 57 | 60.13 | 673.89 | 15 | 673.89 | 688.89 | 2 | 09/04/2020 |
| MW-26R | 35.41518 | -80.80575 | 715.02 | 717.71 | 72 | 74.69 | 643.02 | 55 | 643.02 | 698.02 | 2 | 09/08/2021 |
| MW-27 | 35.41535 | -80.80553 | 713.30 | 716.19 | 42 | 44.90 | 671.30 | 15 | 671.30 | 686.30 | 2 | 09/05/2020 |
| MW-28 | 35.41321 | -80.80788 | 720.57 | 720.45 | 40 | 39.88 | 680.57 | 15 | 680.57 | 695.57 | 2 | 09/05/2020 |
| MW-29 | 35.41462 | -80.80689 | 715.60 | 718.73 | 50 | 53.13 | 665.60 | 40 | 665.60 | 705.60 | 4 | 09/06/2020 |

**Table 6**
**Summary of Well Construction Details**

Colonial Pipeline Company
2020-L1-2448
Huntersville, North Carolina

| Well ID | Latitude | Longitude | Ground Surface Elevation[1] | Top Of Casing Elevation[1] | Total Boring Depth (ft) | Total Well Depth (ft BTOC) | Bottom of well Elevation | Screen Length | Bottom of Screened Interval | Top of Screened Interval | Well Diameter (Inches) | Well Construction Date |
|---|---|---|---|---|---|---|---|---|---|---|---|---|
| MW-30 | 35.41481 | -80.80730 | 712.07 | 715.08 | 46 | 49.01 | 666.07 | 15 | 666.07 | 681.07 | 4 | 09/06/2020 |
| MW-31 | 35.41245 | -80.80705 | 718.44 | 721.45 | 44 | 47.01 | 674.44 | 30 | 674.44 | 704.44 | 4 | 09/07/2020 |
| MW-32 | 35.41595 | -80.80662 | 688.75 | 691.78 | 35 | 38.03 | 653.75 | 15 | 653.75 | 668.75 | 2 | 09/05/2020 |
| MW-33 | 35.41608 | -80.80628 | 683.70 | 686.70 | 25 | 28.00 | 658.70 | 15 | 658.70 | 673.70 | 2 | 09/05/2020 |
| MW-34 | 35.41613 | -80.80605 | 681.00 | 683.89 | 20 | 22.89 | 661.00 | 15 | 661.00 | 676.00 | 2 | 09/07/2020 |
| MW-35 | 35.41540 | -80.80680 | 704.07 | 707.14 | 37 | 40.08 | 667.07 | 15 | 667.07 | 682.07 | 2 | 09/07/2020 |
| MW-36 | 35.41517 | -80.80666 | 707.51 | 710.39 | 42 | 44.88 | 665.51 | 15 | 665.51 | 680.51 | 2 | 09/08/2020 |
| MW-37 | 35.41496 | -80.80656 | 712.01 | 714.37 | 35 | 37.36 | 677.01 | 15 | 677.01 | 692.01 | 2 | 09/08/2020 |
| MW-38 | 35.41496 | -80.80526 | 723.82 | 726.74 | 50 | 52.91 | 673.82 | 30 | 673.82 | 703.82 | 4 | 09/08/2020 |
| MW-39 | 35.41342 | -80.80571 | 734.63 | 733.86 | 50 | 49.24 | 684.63 | 35 | 684.63 | 719.63 | 4 | 09/08/2020 |
| MW-40 | 35.41329 | -80.80687 | 725.82 | 728.92 | 37 | 40.10 | 688.82 | 10 | 688.82 | 698.82 | 2 | 09/09/2020 |
| MW-41 | 35.41400 | -80.80516 | 742.82 | 745.92 | 65 | 68.10 | 677.82 | 15 | 677.82 | 692.82 | 2 | 09/09/2020 |
| MW-42 | 35.41314 | -80.80536 | 732.58 | 732.48 | 51 | 50.90 | 681.58 | 40 | 681.58 | 721.58 | 4 | 09/11/2020 |
| MW-43 | 35.41369 | -80.80706 | 726.58 | 729.80 | 47 | 50.22 | 679.58 | 35 | 679.58 | 714.58 | 4 | 08/30/2020 |
| MW-44 | 35.41234 | -80.80630 | 724.13 | 726.48 | 32.5 | 34.85 | 691.63 | 20 | 691.63 | 711.63 | 4 | 09/11/2020 |
| MW-45 | 35.41285 | -80.80550 | 726.57 | 729.41 | 50 | 52.84 | 676.57 | 40 | 676.57 | 716.57 | 4 | 09/11/2020 |
| MW-46 | 35.41271 | -80.80594 | 723.53 | 726.73 | 40 | 43.20 | 683.53 | 10 | 683.53 | 693.53 | 4 | 09/12/2020 |
| MW-47 | 35.41270 | -80.80614 | 723.61 | 723.18 | 27 | 26.57 | 696.61 | 20 | 696.61 | 716.61 | 4 | 09/12/2020 |
| MW-48 | 35.41429 | -80.80701 | 720.55 | 723.57 | 46 | 49.02 | 674.55 | 35 | 674.55 | 709.55 | 4 | 09/15/2020 |
| MW-49 | 35.41276 | -80.80551 | 724.00 | 727.58 | 51 | 54.58 | 673.00 | 40 | 673.00 | 713.00 | 4 | 09/16/2020 |
| MW-50 | 35.41294 | -80.80575 | 727.39 | 731.14 | 53 | 56.75 | 674.39 | 40 | 674.39 | 714.39 | 4 | 09/16/2020 |
| MW-51 | 35.41291 | -80.80550 | 728.15 | 734.12 | 45 | 50.97 | 683.15 | 30 | 683.15 | 713.15 | 4 | 09/18/2020 |
| MW-52 | 35.41434 | -80.80691 | 719.97 | 722.94 | 54 | 56.98 | 665.97 | 30 | 665.97 | 695.97 | 4 | 09/23/2020 |
| MW-53 | 35.41546 | -80.80583 | 704.50 | 707.49 | 60 | 62.99 | 644.50 | 20 | 644.50 | 664.50 | 4 | 09/28/2020 |
| MW-54 | 35.41529 | -80.80611 | 704.72 | 707.97 | 60 | 63.25 | 644.72 | 45 | 644.72 | 689.72 | 4 | 09/28/2020 |
| MW-55 | 35.41387 | -80.80507 | 742.89 | 743.95 | 67 | 68.07 | 675.89 | 25 | 675.89 | 700.89 | 4 | 09/29/2020 |
| MW-56 | 35.41652 | -80.80608 | 678.27 | 681.53 | 40 | 43.26 | 638.27 | 30 | 638.27 | 668.27 | 4 | 09/30/2020 |
| MW-57 | 35.41608 | -80.80578 | 683.94 | 687.18 | 45 | 48.24 | 638.94 | 35 | 638.94 | 673.94 | 4 | 10/01/2020 |
| MW-58 | 35.41460 | -80.80752 | 714.25 | 717.30 | 50 | 53.05 | 664.25 | 30 | 664.25 | 694.25 | 4 | 10/02/2020 |
| MW-59 | 35.41455 | -80.80725 | 716.45 | 719.38 | 50 | 52.93 | 666.45 | 30 | 666.45 | 696.45 | 4 | 10/03/2020 |

**Table 6**
**Summary of Well Construction Details**

Colonial Pipeline Company
2020-L1-2448
Huntersville, North Carolina

| Well ID | Latitude | Longitude | Ground Surface Elevation[1] | Top Of Casing Elevation[1] | Total Boring Depth (ft) | Total Well Depth (ft BTOC) | Bottom of well Elevation | Screen Length | Bottom of Screened Interval | Top of Screened Interval | Well Diameter (Inches) | Well Construction Date |
|---|---|---|---|---|---|---|---|---|---|---|---|---|
| MW-60 | 35.41236 | -80.80591 | 723.81 | 726.76 | 44 | 46.95 | 679.81 | 20 | 679.81 | 699.81 | 4 | 10/04/2020 |
| MW-61 | 35.41390 | -80.80474 | 743.42 | 746.57 | 67 | 70.14 | 676.42 | 30 | 676.42 | 706.42 | 4 | 11/05/2020 |
| MW-62 | 35.41193 | -80.80621 | 726.51 | 729.79 | 35.5 | 38.77 | 691.01 | 10 | 691.01 | 701.01 | 4 | 11/15/2020 |
| MW-63 | 35.41519 | -80.80517 | 722.68 | 725.76 | 58.5 | 61.58 | 664.18 | 35 | 664.18 | 699.18 | 4 | 11/18/2020 |
| MW-64 | 35.41339 | -80.80418 | 730.83 | 730.39 | 70 | 69.57 | 660.83 | 35 | 660.83 | 695.83 | 2 | 12/19/2020 |
| MW-65 | 35.41276 | -80.80401 | 714.46 | 714.71 | 40 | 40.25 | 674.46 | 15 | 674.46 | 689.46 | 2 | 12/22/2020 |
| MW-66 | 35.41350 | -80.80482 | 731.48 | 731.43 | 54 | 53.95 | 677.48 | 19 | 677.48 | 696.48 | 2 | 12/22/2020 |
| MW-67 | 35.41319 | -80.80474 | 724.23 | 724.32 | 45 | 45.10 | 679.23 | 15 | 679.23 | 694.23 | 2 | 12/21/2020 |
| MW-68 | 35.41312 | -80.80526 | 731.94 | 731.84 | 50 | 49.90 | 681.94 | 15 | 681.94 | 696.94 | 2 | 12/23/2020 |
| MW-69 | 35.41395 | -80.80445 | 741.42 | 741.74 | 60.5 | 60.82 | 680.92 | 30 | 680.92 | 710.92 | 4 | 12/15/2020 |
| MW-70 | 35.41331 | -80.80431 | 728.26 | 728.08 | 48 | 47.82 | 680.26 | 15 | 680.26 | 695.26 | 2 | 12/20/2020 |
| MW-71 | 35.41417 | -80.80466 | 743.39 | 746.97 | 65 | 68.58 | 678.39 | 15 | 678.39 | 693.39 | 2 | 01/06/2021 |
| MW-72 | 35.41481 | -80.80493 | 731.04 | 734.81 | 54 | 57.77 | 677.04 | 15 | 677.04 | 692.04 | 2 | 01/09/2021 |
| MW-73 | 35.41217 | -80.80586 | 723.40 | 726.44 | 37 | 40.03 | 686.40 | 15 | 686.40 | 701.40 | 2 | 01/11/2021 |
| MW-74 | 35.41266 | -80.80450 | 730.28 | 730.05 | 33 | 32.77 | 697.28 | 15 | 697.28 | 712.28 | 2 | 07/29/2021 |
| MW-75 | 35.41345 | -80.80442 | 713.52 | 713.48 | 46 | 45.95 | 667.52 | 15 | 667.52 | 682.52 | 2 | 08/03/2021 |
| MW-76 | 35.41228 | -80.80562 | 720.14 | 723.94 | 45 | 48.80 | 675.14 | 20 | 675.14 | 695.14 | 2 | 08/05/2021 |
| MW-77 | 35.41275 | -80.80735 | 719.05 | 722.70 | 45 | 48.65 | 674.05 | 30 | 674.05 | 704.05 | 2 | 02/24/2021 |
| MW-78 | 35.41299 | -80.80744 | 721.57 | 725.08 | 50 | 53.51 | 671.57 | 25 | 671.57 | 696.57 | 2 | 02/24/2021 |
| MW-79 | 35.41257 | -80.80724 | 718.70 | 721.67 | 38 | 40.97 | 680.70 | 20 | 680.70 | 700.70 | 2 | 02/25/2021 |
| MW-80 | 35.41222 | -80.80679 | 719.25 | 722.65 | 37 | 40.40 | 682.25 | 20 | 682.25 | 702.25 | 2 | 08/25/2021 |
| MW-81 | 35.41179 | -80.80660 | 722.99 | 722.83 | 37 | 36.84 | 685.99 | 20 | 685.99 | 705.99 | 2 | 08/26/2021 |
| MW-82 | 35.41154 | -80.80642 | 724.46 | 724.27 | 39 | 38.81 | 685.46 | 25 | 685.46 | 710.46 | 2 | 08/30/2021 |
| MW-83 | 35.41329 | -80.80703 | 725.21 | 724.91 | 44.5 | 44.20 | 680.71 | 20 | 680.71 | 700.71 | 4 | 03/05/2021 |
| MW-84 | 35.41315 | -80.80692 | 724.43 | 723.99 | 36.8 | 36.37 | 687.63 | 20 | 687.63 | 707.63 | 4 | 03/06/2021 |
| MW-85 | 35.41330 | -80.80688 | 725.83 | 727.67 | 37 | 38.84 | 688.83 | 20 | 688.83 | 708.83 | 4 | 03/08/2021 |
| MW-86 | 35.41208 | -80.80582 | 724.51 | 724.28 | 46 | 45.77 | 678.51 | 30 | 678.51 | 708.51 | 4 | 03/17/2021 |
| MW-87 | 35.41497 | -80.80468 | 731.36 | 734.39 | 55 | 58.04 | 676.36 | 20 | 676.36 | 696.36 | 4 | 04/22/2021 |
| MW-88 | 35.41511 | -80.80446 | 728.80 | 731.93 | 63.5 | 66.62 | 665.30 | 20 | 665.30 | 685.30 | 2 | 04/28/2021 |
| MW-89 | 35.41490 | -80.80445 | 731.60 | 734.67 | 53.8 | 56.87 | 677.80 | 20 | 677.80 | 697.80 | 2 | 04/29/2021 |

**Table 6**
**Summary of Well Construction Details**

Colonial Pipeline Company
2020-L1-2448
Huntersville, North Carolina

| Well ID | Latitude | Longitude | Ground Surface Elevation[1] | Top Of Casing Elevation[1] | Total Boring Depth (ft) | Total Well Depth (ft BTOC) | Bottom of well Elevation | Screen Length | Bottom of Screened Interval | Top of Screened Interval | Well Diameter (Inches) | Well Construction Date |
|---|---|---|---|---|---|---|---|---|---|---|---|---|
| MW-92 | 35.41426 | -80.80446 | 742.74 | 745.56 | 72.3 | 75.13 | 670.44 | 25 | 670.44 | 695.44 | 4 | 06/02/2021 |
| MW-93 | 35.41409 | -80.80428 | 741.19 | 744.05 | 63.5 | 66.36 | 677.69 | 20 | 677.69 | 697.69 | 2 | 06/02/2021 |
| MW-94 | 35.41551 | -80.80500 | 716.41 | 719.52 | 52 | 55.11 | 664.41 | 15 | 664.41 | 679.41 | 4 | 09/16/2021 |
| MW-95 | 35.41537 | -80.80649 | 700.95 | 701.33 | 60 | 60.38 | 640.95 | 45 | 640.95 | 685.95 | 4 | 09/23/2021 |
| MW-96 | 35.41542 | -80.80630 | 697.94 | 699.35 | 60 | 61.41 | 637.94 | 45 | 637.94 | 682.94 | 4 | 09/29/2021 |

**Table 6**
**Summary of Well Construction Details**

Colonial Pipeline Company
2020-L1-2448
Huntersville, North Carolina

| Well ID | Latitude | Longitude | Ground Surface Elevation[1] | Top Of Casing Elevation[1] | Total Boring Depth (ft) | Total Well Depth (ft BTOC) | Bottom of well Elevation | Screen Length | Bottom of Screened Interval | Top of Screened Interval | Well Diameter (Inches) | Well Construction Date |
|---|---|---|---|---|---|---|---|---|---|---|---|---|
| **Bed Rock Unit Monitoring Wells** | | | | | | | | | | | | |
| MW-04D | 35.41473 | -80.80779 | 712.28 | 712.63 | 129 | 129.35 | 583.28 | 10 | 583.28 | 593.28 | 4 | 09/27/2021 |
| MW-07D | 35.41540 | -80.80564 | 708.43 | 711.73 | 173 | 176.30 | 535.43 | 10 | 535.43 | 545.43 | 2 | 11/15/2020 |
| MW-14D | 35.41263 | -80.80557 | 721.87 | 724.94 | 198 | 201.07 | 523.87 | 10 | 523.87 | 533.87 | 2 | 02/27/2021 |
| MW-16D | 35.41325 | -80.80751 | 722.48 | 725.05 | 130 | 132.57 | 592.48 | 20 | 592.48 | 612.48 | 4 | 06/11/2021 |
| MW-25D | 35.41467 | -80.80514 | 730.34 | 733.32 | 139 | 141.98 | 588.36 | 10 | 588.36 | 598.36 | 2 | 12/03/2020 |
| MW-31D | 35.41200 | -80.80739 | 714.03 | 714.09 | 73 | 73.06 | 640.97 | 15 | 640.97 | 655.97 | 4 | 05/12/2021 |
| MW-36DR | 35.41512 | -80.80666 | 707.87 | 710.78 | 140 | 142.91 | 564.95 | 20 | 564.95 | 584.95 | 2 | 07/30/2021 |
| MW-57D | 35.41607 | -80.80585 | 683.26 | 686.72 | 108 | 111.46 | 571.80 | 10 | 571.80 | 581.80 | 2 | 11/20/2020 |
| MW-59D | 35.41447 | -80.80715 | 718.17 | 720.98 | 160 | 162.82 | 558.17 | 10 | 558.17 | 568.17 | 2 | 11/18/2020 |
| MW-61D | 35.41387 | -80.80473 | 742.39 | 745.40 | 123 | 126.01 | 619.39 | 10 | 619.39 | 629.39 | 2 | 11/14/2020 |
| MW-62D | 35.41193 | -80.80624 | 726.74 | 729.92 | 143 | 146.18 | 583.74 | 10 | 583.74 | 593.74 | 2 | 11/15/2020 |
| MW-65D | 35.41274 | -80.80399 | 714.18 | 714.42 | 150 | 150.24 | 564.18 | 5 | 564.18 | 569.18 | 2 | 12/23/2020 |
| MW-79D | 35.41253 | -80.80737 | 717.50 | 717.51 | 154 | 154.01 | 563.50 | 10 | 154.01 | 164.01 | 2 | 03/08/2021 |
| MW-81D | 35.41183 | -80.80686 | 720.71 | 720.45 | 113 | 113.26 | 607.19 | 15 | 113.26 | 128.26 | 4 | 07/28/2021 |
| MW-89D | 35.41489 | -80.80432 | 731.48 | 731.52 | 144.00 | 144.04 | 587.48 | 20 | 144.04 | 164.04 | 4 | 08/25/2021 |
| MW-90D | 35.41428 | -80.80611 | 729.23 | 730.09 | 83 | 83.86 | 646.23 | NA | 83.86 | NA | 4 | 05/21/2021 |
| MW-91D | 35.41418 | -80.80595 | 734.90 | 735.84 | 91 | 91.94 | 643.90 | NA | 91.94 | NA | 4 | 05/20/2021 |
| MW-90DD | 35.41440 | -80.80606 | 727.94 | 731.00 | 193 | 196.05 | 534.94 | 10 | 196.05 | 206.05 | 15/10/6 [2] | 07/20/2021 |
| MW-91DD | 35.41392 | -80.80615 | 732.55 | 735.19 | 200 | 202.64 | 532.55 | 15 | 202.64 | 217.64 | 15/10/6 [2] | 07/20/2021 |
| MW-97D | 35.41572 | -80.80573 | 698.06 | 699.32 | 133 | 134.25 | 565.06 | 10 | 134.25 | 144.25 | 4 | 07/21/2021 |

**Table 6**
**Summary of Well Construction Details**

Colonial Pipeline Company
2020-L1-2448
Huntersville, North Carolina

| Well ID | Latitude | Longitude | Ground Surface Elevation[1] | Top Of Casing Elevation[1] | Total Boring Depth (ft) | Total Well Depth (ft BTOC) | Bottom of well Elevation | Screen Length | Bottom of Screened Interval | Top of Screened Interval | Well Diameter (Inches) | Well Construction Date |
|---|---|---|---|---|---|---|---|---|---|---|---|---|
| **Recovery Wells** | | | | | | | | | | | | |
| RW-01 | 35.41362 | -80.80610 | 731.44 | 732.08 | 35 | 35.64 | 696.44 | 25 | 696.44 | 721.44 | 4 | 08/26/2020 |
| RW-02 | 35.41355 | -80.80616 | 730.41 | 732.05 | 40 | 41.63 | 690.41 | 30 | 690.41 | 720.41 | 4 | 08/26/2020 |
| RW-03 | 35.41357 | -80.80675 | 728.40 | 731.51 | 35 | 38.11 | 693.40 | 25 | 693.40 | 718.40 | 4 | 08/27/2020 |
| RW-04 | 35.41334 | -80.80606 | 730.15 | 729.41 | 38 | 37.26 | 692.15 | 15 | 692.15 | 707.15 | 4 | 08/27/2020 |
| RW-05 | 35.41328 | -80.80643 | 726.93 | 726.29 | 40 | 39.37 | 686.93 | 30 | 686.93 | 716.93 | 4 | 08/28/2020 |
| RW-06 | 35.41343 | -80.80559 | 735.55 | 734.78 | 60 | 59.23 | 675.55 | 45 | 675.55 | 720.55 | 4 | 08/29/2020 |
| RW-07 | 35.41474 | -80.80540 | 724.33 | 726.92 | 45 | 47.58 | 679.33 | 30 | 679.33 | 709.33 | 4 | 09/02/2020 |
| RW-08 | 35.41445 | -80.80587 | 727.35 | 730.40 | 47 | 50.06 | 680.35 | 15 | 680.35 | 695.35 | 4 | 09/12/2020 |
| RW-09 | 35.41361 | -80.80646 | 729.18 | 730.09 | 40 | 40.92 | 689.18 | 30 | 689.18 | 719.18 | 4 | 08/30/2020 |
| RW-10 | 35.41379 | -80.80631 | 731.32 | 731.87 | 30 | 30.55 | 701.32 | 20 | 701.32 | 721.32 | 4 | 08/31/2020 |
| RW-11 | 35.41319 | -80.80654 | 726.82 | 725.94 | 39 | 38.12 | 687.82 | 30 | 687.82 | 717.82 | 4 | 09/05/2020 |
| RW-12 | 35.41461 | -80.80560 | 724.41 | 726.61 | 35 | 37.20 | 689.41 | 25 | 689.41 | 714.41 | 4 | 09/03/2020 |
| RW-13 | 35.41430 | -80.80613 | 729.24 | 732.30 | 35 | 38.05 | 694.24 | 25 | 694.24 | 719.24 | 4 | 09/04/2020 |
| RW-14 | 35.41415 | -80.80637 | 728.18 | 732.14 | 36 | 39.96 | 692.18 | 25 | 692.18 | 717.18 | 4 | 09/04/2020 |
| RW-15 | 35.41449 | -80.80658 | 721.01 | 723.99 | 44 | 46.98 | 677.01 | 30 | 677.01 | 707.01 | 4 | 09/04/2020 |
| RW-16 | 35.41395 | -80.80659 | 729.50 | 732.10 | 43 | 45.60 | 686.50 | 30 | 686.50 | 716.50 | 4 | 09/04/2020 |
| RW-17 | 35.41441 | -80.80605 | 726.46 | 729.57 | 17 | 18.94 | 709.46 | 10 | 709.46 | 719.46 | 4 | 09/05/2020 |
| RW-18 | 35.41418 | -80.80566 | 735.55 | 737.96 | 48 | 50.41 | 687.55 | 35 | 687.55 | 722.55 | 4 | 09/05/2020 |
| RW-19 | 35.41455 | -80.80673 | 718.03 | 722.02 | 50 | 53.99 | 668.03 | 40 | 668.03 | 708.03 | 4 | 09/06/2020 |
| RW-20 | 35.41423 | -80.80623 | 728.63 | 731.69 | 35 | 38.05 | 693.63 | 25 | 693.63 | 718.63 | 4 | 09/06/2020 |
| RW-21 | 35.41403 | -80.80647 | 729.02 | 731.68 | 47 | 49.67 | 682.02 | 35 | 682.02 | 717.02 | 4 | 09/08/2020 |
| RW-22 | 35.41330 | -80.80627 | 727.48 | 727.54 | 40 | 40.07 | 687.48 | 30 | 687.48 | 717.48 | 4 | 09/08/2020 |
| RW-23 | 35.41418 | -80.80688 | 722.31 | 724.85 | 44 | 46.53 | 678.31 | 30 | 678.31 | 708.31 | 4 | 09/09/2020 |
| RW-24 | 35.41335 | -80.80593 | 731.82 | 731.18 | 43 | 42.36 | 688.82 | 30 | 688.82 | 718.82 | 4 | 09/09/2020 |
| RW-25 | 35.41437 | -80.80665 | 721.18 | 724.92 | 52 | 55.74 | 669.18 | 40 | 669.18 | 709.18 | 4 | 09/10/2020 |
| RW-26 | 35.41301 | -80.80608 | 726.37 | 725.72 | 36 | 35.35 | 690.37 | 25 | 690.37 | 715.37 | 4 | 09/09/2020 |
| RW-27 | 35.41500 | -80.80560 | 719.15 | 722.46 | 40 | 43.31 | 679.15 | 30 | 679.15 | 709.15 | 4 | 09/11/2020 |
| RW-28 | 35.41306 | -80.80572 | 730.16 | 729.51 | 50 | 49.35 | 680.16 | 40 | 680.16 | 720.16 | 4 | 09/10/2020 |
| RW-29 | 35.41487 | -80.80574 | 719.41 | 719.80 | 48 | 48.39 | 671.41 | 35 | 671.41 | 706.41 | 4 | 09/10/2020 |
| RW-30 | 35.41477 | -80.80632 | 716.67 | 717.30 | 39 | 39.63 | 677.67 | 30 | 677.67 | 707.67 | 4 | 09/13/2020 |

**Table 6**
**Summary of Well Construction Details**

Colonial Pipeline Company
2020-L1-2448
Huntersville, North Carolina

| Well ID | Latitude | Longitude | Ground Surface Elevation[1] | Top Of Casing Elevation[1] | Total Boring Depth (ft) | Total Well Depth (ft BTOC) | Bottom of well Elevation | Screen Length | Bottom of Screened Interval | Top of Screened Interval | Well Diameter (Inches) | Well Construction Date |
|---|---|---|---|---|---|---|---|---|---|---|---|---|
| RW-31 | 35.41500 | -80.80605 | 713.59 | 717.24 | 47 | 50.65 | 666.59 | 35 | 666.59 | 701.59 | 4 | 09/13/2020 |
| RW-32 | 35.41507 | -80.80590 | 713.79 | 716.45 | 51 | 53.66 | 662.79 | NA | 662.79 | NA | 4 | 09/22/2020 |
| RW-33 | 35.41517 | -80.80577 | 713.56 | 716.59 | 60 | 63.03 | 653.56 | 40 | 653.56 | 693.56 | 4 | 09/23/2020 |
| RW-34 | 35.41431 | -80.80542 | 734.44 | 735.92 | 51 | 52.48 | 683.44 | 30 | 683.44 | 713.44 | 4 | 09/24/2020 |
| RW-35 | 35.41367 | -80.80563 | 739.41 | 740.16 | 57 | 57.76 | 682.41 | 45 | 682.41 | 727.41 | 4 | 09/24/2020 |
| RW-36 | 35.41376 | -80.80547 | 740.81 | 741.45 | 64 | 64.64 | 676.81 | 20 | 676.81 | 696.81 | 4 | 09/27/2020 |
| RW-37 | 35.41381 | -80.80525 | 741.92 | 742.78 | 70 | 70.86 | 671.92 | 30 | 671.92 | 701.92 | 4 | 09/27/2020 |
| RW-38 | 35.41366 | -80.80589 | 736.45 | 737.33 | 47 | 47.87 | 689.45 | 30 | 689.45 | 719.45 | 4 | 09/30/2020 |
| RW-39 | 35.41440 | -80.80710 | 718.72 | 721.77 | 48 | 51.05 | 670.72 | 35 | 670.72 | 705.72 | 2 | 10/01/2020 |
| RW-40 | 35.41423 | -80.80726 | 719.98 | 722.94 | 41 | 43.96 | 678.98 | 20 | 678.98 | 698.98 | 4 | 10/03/2020 |
| RW-41 | 35.41377 | -80.80600 | 734.20 | 735.51 | 34 | 35.31 | 700.20 | 20 | 700.20 | 720.20 | 4 | 11/13/2020 |
| RW-42 | 35.41372 | -80.80614 | 732.05 | 733.80 | 31 | 32.75 | 701.05 | 15 | 701.05 | 716.05 | 4 | 11/14/2020 |
| RW-43 | 35.41402 | -80.80590 | 737.09 | 737.70 | 43 | 43.61 | 694.09 | 20 | 694.09 | 714.09 | 4 | 11/14/2020 |
| RW-44 | 35.41388 | -80.80580 | 736.83 | 738.21 | 34 | 35.38 | 702.83 | 15 | 702.83 | 717.83 | 4 | 11/14/2020 |
| RW-45 | 35.41475 | -80.80577 | 720.81 | 722.04 | 41 | 42.23 | 679.81 | 25 | 679.81 | 704.81 | 4 | 11/17/2020 |
| RW-46 | 35.41492 | -80.80596 | 716.03 | 716.66 | 44 | 44.63 | 672.03 | 30 | 672.03 | 702.03 | 4 | 11/19/2020 |
| RW-47 | 35.41420 | -80.80656 | 724.60 | 725.40 | 41 | 41.80 | 683.60 | 30 | 683.60 | 713.60 | 4 | 11/20/2020 |
| RW-48 | 35.41375 | -80.80497 | 740.34 | 741.03 | 65 | 65.69 | 675.34 | 40 | 675.34 | 715.34 | 4 | 11/21/2020 |
| RW-49 | 35.41313 | -80.80570 | 731.51 | 730.47 | 50 | 48.96 | 681.51 | 20 | 681.51 | 701.51 | 4 | 01/13/2021 |
| RW-50 | 35.41323 | -80.80549 | 734.71 | 733.87 | 65 | 64.16 | 669.71 | 30 | 669.71 | 699.71 | 4 | 01/13/2021 |
| RW-51 | 35.41328 | -80.80554 | 734.97 | 734.12 | 65 | 64.15 | 669.97 | 30 | 669.97 | 699.97 | 4 | 01/19/2021 |
| RW-52 | 35.41319 | -80.80603 | 727.93 | 726.96 | 38 | 37.03 | 689.93 | 15 | 689.93 | 704.93 | 4 | 01/19/2021 |
| RW-53 | 35.41318 | -80.80625 | 726.49 | 725.48 | 33 | 31.99 | 693.49 | 20 | 693.49 | 713.49 | 4 | 01/19/2021 |
| RW-54 | 35.41301 | -80.80582 | 728.36 | 727.86 | 47 | 46.50 | 681.36 | 30 | 681.36 | 711.36 | 4 | 01/20/2021 |
| RW-55 | 35.41274 | -80.80603 | 723.90 | 723.05 | 36 | 35.15 | 687.90 | 15 | 687.90 | 702.90 | 4 | 01/21/2021 |
| RW-56 | 35.41283 | -80.80588 | 724.89 | 723.99 | 46 | 45.10 | 678.89 | 25 | 678.89 | 703.89 | 4 | 01/22/2021 |
| RW-57 | 35.41505 | -80.80607 | 712.74 | 713.57 | 48 | 48.83 | 664.74 | 35 | 664.74 | 699.74 | 4 | 03/09/2021 |
| RW-58 | 35.41502 | -80.80600 | 713.76 | 714.85 | 50.5 | 51.59 | 663.26 | 40 | 663.26 | 703.26 | 4 | 03/10/2021 |
| RW-59 | 35.41504 | -80.80595 | 713.79 | 714.75 | 55.5 | 56.46 | 658.29 | 40 | 658.29 | 698.29 | 4 | 03/10/2021 |
| RW-60 | 35.41508 | -80.80597 | 713.27 | 714.09 | 57 | 57.82 | 656.27 | 45 | 656.27 | 701.27 | 4 | 03/11/2021 |
| RW-61 | 35.41514 | -80.80592 | 713.01 | 713.59 | 61 | 61.58 | 652.01 | 50 | 652.01 | 702.01 | 4 | 03/15/2021 |

**Table 6**
**Summary of Well Construction Details**

Colonial Pipeline Company
2020-L1-2448
Huntersville, North Carolina

| Well ID | Latitude | Longitude | Ground Surface Elevation[1] | Top Of Casing Elevation[1] | Total Boring Depth (ft) | Total Well Depth (ft BTOC) | Bottom of well Elevation | Screen Length | Bottom of Screened Interval | Top of Screened Interval | Well Diameter (Inches) | Well Construction Date |
|---|---|---|---|---|---|---|---|---|---|---|---|---|
| RW-62 | 35.41509 | -80.80582 | 715.05 | 716.21 | 55 | 56.16 | 660.05 | 45 | 660.05 | 705.05 | 4 | 03/16/2021 |
| RW-63 | 35.41494 | -80.80600 | 715.51 | 716.42 | 42.3 | 43.21 | 673.21 | 30 | 673.21 | 703.21 | 4 | 05/05/2021 |
| RW-64 | 35.41490 | -80.80602 | 715.96 | 716.89 | 32 | 32.93 | 683.96 | 20 | 683.96 | 703.96 | 4 | 05/06/2021 |
| RW-65 | 35.41491 | -80.80588 | 717.31 | 718.07 | 40 | 40.76 | 677.31 | 25 | 677.31 | 702.31 | 4 | 05/06/2021 |
| RW-66 | 35.41496 | -80.80575 | 717.13 | 718.01 | 45 | 45.88 | 672.13 | 30 | 672.13 | 702.13 | 4 | 05/07/2021 |
| RW-67 | 35.41498 | -80.80585 | 714.32 | 716.58 | 50.3 | 52.55 | 664.02 | 35 | 664.02 | 699.02 | 4 | 05/26/2021 |
| RW-68 | 35.41495 | -80.80602 | 715.14 | 716.02 | 44.5 | 45.38 | 670.64 | 30 | 670.64 | 700.64 | 4 | 05/27/2021 |
| RW-69 | 35.41488 | -80.80595 | 716.90 | 717.51 | 35 | 35.61 | 681.90 | 20 | 681.90 | 701.90 | 4 | 05/28/2021 |
| RW-70 | 35.41425 | -80.80547 | 734.89 | 735.43 | 48 | 48.54 | 686.89 | 15 | 686.89 | 701.89 | 4 | 08/06/2021 |
| RW-71 | 35.41526 | -80.80568 | 713.96 | 714.52 | 60.5 | 61.06 | 653.46 | 45 | 653.46 | 698.46 | 4 | 07/22/2021 |
| RW-72 | 35.41531 | -80.80582 | 711.08 | 711.57 | 56 | 56.49 | 655.08 | 40 | 655.08 | 695.08 | 4 | 07/23/2021 |
| RW-73 | 35.41523 | -80.80599 | 709.55 | 709.82 | 56 | 56.27 | 653.55 | 45 | 653.55 | 698.55 | 4 | 07/26/2021 |
| RW-74 | 35.41515 | -80.80621 | 707.38 | 707.44 | 71.5 | 71.56 | 635.88 | 55 | 635.88 | 690.88 | 4 | 07/29/2021 |
| RW-75 | 35.41509 | -80.80633 | 708.19 | 708.82 | 52 | 52.62 | 656.19 | 20 | 656.19 | 676.19 | 4 | 08/03/2021 |
| RW-76 | 35.41503 | -80.80642 | 710.27 | 710.89 | 50 | 50.62 | 660.27 | 35 | 660.27 | 695.27 | 4 | 08/05/2021 |
| RW-77 | 35.41409 | -80.80543 | 739.10 | 739.77 | 56 | 56.67 | 683.10 | 40 | 683.10 | 723.10 | 4 | 08/12/2021 |
| RW-78 | 35.41425 | -80.80528 | 738.81 | 739.00 | 64 | 64.19 | 674.81 | 55 | 674.81 | 729.81 | 4 | 08/13/2021 |
| RW-79 | 35.41408 | -80.80655 | 727.18 | 727.67 | 46.7 | 47.19 | 680.48 | 35 | 680.48 | 715.48 | 4 | 08/17/2021 |
| RW-80 | 35.41374 | -80.80674 | 729.38 | 730.09 | 39 | 39.71 | 690.38 | 20 | 690.38 | 710.38 | 4 | 08/26/2021 |
| RW-81 | 35.41356 | -80.80686 | 728.06 | 728.83 | 44 | 44.77 | 684.06 | 15 | 684.06 | 699.06 | 4 | 08/27/2021 |
| RW-82 | 35.41405 | -80.80684 | 725.68 | 726.16 | 56 | 56.48 | 669.68 | 40 | 669.68 | 709.68 | 4 | 08/31/2021 |
| RW-83 | 35.41528 | -80.80574 | 712.63 | 713.05 | 72.1 | 72.52 | 640.53 | 55 | 640.53 | 695.53 | 4 | 09/15/2021 |
| RW-84 | 35.41508 | -80.80614 | 710.39 | 711.47 | 50 | 51.09 | 660.39 | 40 | 660.39 | 700.39 | 4 | 10/11/2021 |
| RW-85 | 35.41500 | -80.80632 | 711.22 | 713.08 | 58 | 59.85 | 653.22 | 50 | 653.22 | 703.22 | 4 | 10/12/2021 |
| RW-86 | 35.41516 | -80.80631 | 705.34 | 705.46 | 61 | 61.13 | 644.34 | 50 | 644.34 | 694.34 | 4 | 10/14/2021 |
| RW-87 | 35.41505 | -80.80620 | 710.51 | 710.28 | 46.5 | 46.27 | 664.01 | 35 | 664.01 | 699.01 | 4 | 10/15/2021 |
| RW-88 | 35.41497 | -80.80618 | 713.09 | 713.53 | 38 | 38.44 | 675.09 | 25 | 675.09 | 700.09 | 4 | 10/18/2021 |
| RW-89 | 35.41487 | -80.80629 | 715.36 | 716.12 | 41.5 | 42.25 | 673.86 | 30 | 673.86 | 703.86 | 4 | 10/19/2021 |
| RW-90 | 35.41494 | -80.80637 | 713.49 | 713.70 | 53.5 | 53.71 | 659.99 | 40 | 659.99 | 699.99 | 4 | 10/19/2021 |
| RW-91 | 35.41487 | -80.80649 | 714.72 | 715.54 | 47 | 47.83 | 667.72 | 30 | 667.72 | 697.72 | 4 | 10/22/2021 |
| RW-92 | 35.41521 | -80.80613 | 708.24 | 708.81 | 66 | 66.57 | 642.24 | 55 | 642.24 | 697.24 | 4 | 10/27/2021 |

**Table 6**
**Summary of Well Construction Details**

Colonial Pipeline Company
2020-L1-2448
Huntersville, North Carolina

| Well ID | Latitude | Longitude | Ground Surface Elevation[1] | Top Of Casing Elevation[1] | Total Boring Depth (ft) | Total Well Depth (ft BTOC) | Bottom of well Elevation | Screen Length | Bottom of Screened Interval | Top of Screened Interval | Well Diameter (Inches) | Well Construction Date |
|---|---|---|---|---|---|---|---|---|---|---|---|---|
| RW-93 | 35.41527 | -80.80593 | 710.23 | 711.48 | 60 | 61.25 | 650.23 | 40 | 650.23 | 690.23 | 4 | 11/17/2021 |
| RW-94 | 35.41515 | -80.80561 | 716.87 | 716.88 | 70.5 | 70.51 | 646.37 | 50 | 646.37 | 696.37 | 4 | 11/23/2021 |
| RW-95 | 35.41488 | -80.80544 | 723.14 | 723.61 | 55 | 55.47 | 668.14 | 35 | 668.14 | 703.14 | 4 | 11/24/2021 |
| RW-96 | 35.41500 | -80.80541 | 721.46 | 723.09 | 59 | 60.63 | 662.46 | 40 | 662.46 | 702.46 | 4 | 11/30/2021 |
| RW-97 | 35.41497 | -80.80507 | 727.84 | 729.73 | 53 | 54.89 | 674.84 | 25 | 674.84 | 699.84 | 4 | 12/02/2021 |
| RW-98 | 35.41509 | -80.80513 | 724.49 | 724.82 | 50.5 | 50.50 | 673.99 | 25 | 673.99 | 698.99 | 4 | 12/07/2021 |
| RW-99 | 35.41440 | -80.80550 | 731.29 | 731.55 | 46 | 46 | 685.29 | 25 | 685.29 | 710.29 | 4 | 12/08/2021 |
| RW-100 | 35.41467 | -80.80639 | 718.56 | 719.14 | 46 | 46 | 672.56 | 35 | 672.56 | 707.56 | 4 | 12/10/2021 |
| RW-101 | 35.41474 | -80.80660 | 716.61 | 716.95 | 52 | 52 | 664.61 | 40 | 664.61 | 704.61 | 4 | 12/13/2021 |
| RW-102 | 35.41473 | -80.80645 | 717.00 | 717.77 | 45 | 45 | 672.00 | 35 | 672.00 | 707.00 | 4 | 12/14/2021 |
| RW-103 | 35.41442 | -80.80541 | 731.87 | 731.95 | 59 | 59 | 672.87 | 45 | 672.87 | 717.87 | 4 | 12/16/2021 |
| RW-104 | 35.41485 | -80.80663 | 713.61 | 715.94 | 44 | 44 | 669.61 | 30 | 669.61 | 699.61 | 4 | 12/20/2021 |
| RW-105 | -- | -- | -- | -- | 50 | 50 | -- | 35 | -- | -- | 4 | 12/21/2021 |
| RW-106 | -- | -- | -- | -- | 32 | 32 | -- | 25 | -- | -- | 4 | 1/11/2022 |
| RW-107 | -- | -- | -- | -- | 27 | 27 | -- | 20 | -- | -- | 4 | 1/19/2022 |
| RW-108 | -- | -- | -- | -- | 51 | 51 | -- | 40 | -- | -- | 4 | 1/20/2022 |

**Table 6**
**Summary of Well Construction Details**

Colonial Pipeline Company
2020-L1-2448
Huntersville, North Carolina

| Well ID | Latitude | Longitude | Ground Surface Elevation[1] | Top Of Casing Elevation[1] | Total Boring Depth (ft) | Total Well Depth (ft BTOC) | Bottom of well Elevation | Screen Length | Bottom of Screened Interval | Top of Screened Interval | Well Diameter (Inches) | Well Construction Date |
|---|---|---|---|---|---|---|---|---|---|---|---|---|
| **Hydraulic Control Wells** | | | | | | | | | | | | |
| HCW-01 | 35.41398 | -80.80448 | 741.90 | 742.48 | 65 | 65.58 | 676.90 | 30 | 676.90 | 706.90 | 4 | 01/10/2021 |
| HCW-02 | 35.41396 | -80.80459 | 742.69 | 744.96 | 63 | 65.27 | 679.69 | 25 | 679.69 | 704.69 | 4 | 01/12/2021 |
| HCW-03 | 35.41394 | -80.80470 | 743.38 | 745.48 | 70 | 72.10 | 673.38 | 30 | 673.38 | 703.38 | 4 | 01/12/2021 |
| HCW-04 | 35.41392 | -80.80482 | 744.08 | 746.00 | 70 | 71.92 | 674.08 | 30 | 674.08 | 704.08 | 4 | 01/13/2021 |
| HCW-05 | 35.41390 | -80.80492 | 743.81 | 743.82 | 70.5 | 70.51 | 673.31 | 30.5 | 673.31 | 703.81 | 4 | 01/14/2021 |
| HCW-06 | 35.41389 | -80.80503 | 743.77 | 743.70 | 70.5 | 70.43 | 673.27 | 30.5 | 673.27 | 703.77 | 4 | 01/14/2021 |
| HCW-07 | 35.41388 | -80.80513 | 743.00 | 742.86 | 70.5 | 70.36 | 672.50 | 30.5 | 672.50 | 703.00 | 4 | 01/15/2021 |
| HCW-08 | 35.41384 | -80.80523 | 742.82 | 742.96 | 70.6 | 70.74 | 672.22 | 30.6 | 672.22 | 702.82 | 4 | 01/15/2021 |
| HCW-09 | 35.41382 | -80.80532 | 742.46 | 744.49 | 70.5 | 72.53 | 671.96 | 32.5 | 671.96 | 704.46 | 4 | 01/16/2021 |
| HCW-10 | 35.41379 | -80.80542 | 741.66 | 743.90 | 68 | 70.24 | 673.66 | 36 | 673.66 | 709.66 | 4 | 01/17/2021 |
| HCW-11 | 35.41377 | -80.80551 | 741.15 | 741.26 | 66.5 | 66.60 | 674.65 | 36.5 | 674.65 | 711.15 | 4 | 01/18/2021 |
| HCW-12 | 35.41375 | -80.80561 | 740.56 | 740.75 | 53 | 53.20 | 687.56 | 21 | 687.56 | 708.56 | 4 | 01/19/2021 |
| HCW-13 | 35.41373 | -80.80569 | 739.69 | 740.79 | 50 | 51.10 | 689.69 | 20 | 689.69 | 709.69 | 4 | 01/18/2021 |
| HCW-14 | 35.41371 | -80.80579 | 738.48 | 739.18 | 48 | 48.70 | 690.48 | 20 | 690.48 | 710.48 | 4 | 01/20/2021 |
| HCW-15 | 35.41369 | -80.80588 | 736.64 | 737.19 | 47 | 47.55 | 689.64 | 21 | 689.64 | 710.64 | 4 | 01/20/2021 |
| HCW-16 | 35.41368 | -80.80598 | 734.73 | 736.35 | 41 | 42.62 | 693.73 | 14 | 693.73 | 707.73 | 4 | 01/21/2021 |
| HCW-17 | 35.41366 | -80.80607 | 732.96 | 733.19 | 37 | 37.24 | 695.96 | 13 | 695.96 | 708.96 | 4 | 01/21/2021 |
| HCW-18 | 35.41361 | -80.80619 | 731.02 | 731.12 | 33 | 33.10 | 698.02 | 15 | 698.02 | 713.02 | 4 | 01/22/2021 |
| HCW-19 | 35.41359 | -80.80629 | 730.98 | 732.00 | 41 | 42.02 | 689.98 | 20 | 689.98 | 709.98 | 4 | 01/22/2021 |
| HCW-20 | 35.41358 | -80.80639 | 729.61 | 731.69 | 48 | 50.08 | 681.61 | 25 | 681.61 | 706.61 | 4 | 01/23/2021 |
| HCW-21 | 35.41363 | -80.80684 | 729.46 | 730.02 | 46 | 46.56 | 683.46 | 20 | 683.46 | 703.46 | 4 | 01/09/2021 |
| HCW-22 | 35.41366 | -80.80693 | 728.17 | 731.67 | 53 | 56.50 | 678.67 | 25 | 678.67 | 703.67 | 4 | 01/06/2021 |
| HCW-23 | 35.41399 | -80.80429 | 740.19 | 740.60 | 70 | 70.41 | 670.60 | 30 | 670.60 | 700.60 | 4 | 02/05/2021 |
| HCW-24 | 35.41395 | -80.80445 | 741.42 | 741.73 | 70 | 70.31 | 671.73 | 30 | 671.73 | 701.73 | 4 | 02/06/2021 |
| HCW-25 | 35.41358 | -80.80648 | 729.76 | 730.41 | 43 | 43.65 | 687.41 | 25 | 687.41 | 712.41 | 4 | 02/11/2021 |
| HCW-26 | 35.41357 | -80.80659 | 730.39 | 730.52 | 45 | 45.13 | 685.52 | 25 | 685.52 | 710.52 | 4 | 02/10/2021 |
| HCW-27 | 35.41358 | -80.80670 | 729.70 | 729.91 | 40 | 40.20 | 689.91 | 25 | 689.91 | 714.91 | 4 | 02/12/2021 |
| NHCW-01 | 35.41442 | -80.80714 | 718.95 | 718.93 | 48 | 47.98 | 670.93 | 25 | 670.93 | 695.93 | 4 | 02/02/2021 |
| NHCW-02 | 35.41449 | -80.80708 | 718.60 | 719.11 | 50 | 50.51 | 669.11 | 30 | 669.11 | 699.11 | 4 | 02/03/2021 |

**Table 6**
**Summary of Well Construction Details**

Colonial Pipeline Company
2020-L1-2448
Huntersville, North Carolina

| Well ID | Latitude | Longitude | Ground Surface Elevation[1] | Top Of Casing Elevation[1] | Total Boring Depth (ft) | Total Well Depth (ft BTOC) | Bottom of well Elevation | Screen Length | Bottom of Screened Interval | Top of Screened Interval | Well Diameter (Inches) | Well Construction Date |
|---|---|---|---|---|---|---|---|---|---|---|---|---|
| NHCW-03 | 35.41456 | -80.80703 | 717.46 | 717.56 | 45 | 45.10 | 672.56 | 25 | 672.56 | 697.56 | 4 | 02/03/2021 |
| NHCW-04 | 35.41462 | -80.80698 | 715.89 | 716.18 | 50 | 50.29 | 666.18 | 30 | 666.18 | 696.18 | 4 | 02/04/2021 |
| NHCW-05 | 35.41469 | -80.80693 | 715.14 | 715.91 | 50 | 50.78 | 665.91 | 30 | 665.91 | 695.91 | 4 | 02/04/2021 |
| NHCW-06 | 35.41476 | -80.80687 | 714.74 | 714.96 | 50 | 50.22 | 664.96 | 30 | 664.96 | 694.96 | 4 | 02/04/2021 |
| NHCW-07 | 35.41482 | -80.80682 | 713.69 | 714.08 | 47 | 47.39 | 667.08 | 30 | 667.08 | 697.08 | 4 | 02/05/2021 |
| NHCW-08 | 35.41489 | -80.80676 | 712.87 | 712.84 | 45 | 44.97 | 667.84 | 30 | 667.84 | 697.84 | 4 | 02/05/2021 |
| NHCW-09 | 35.41496 | -80.80669 | 711.27 | 711.21 | 43 | 42.94 | 668.21 | 30 | 668.21 | 698.21 | 4 | 02/06/2021 |
| NHCW-10 | 35.41505 | -80.80663 | 709.29 | 713.05 | 41 | 44.76 | 672.05 | 25 | 672.05 | 697.05 | 4 | 02/07/2021 |
| NHCW-11 | 35.41509 | -80.80653 | 710.11 | 710.66 | 41 | 41.55 | 669.66 | 25 | 669.66 | 694.66 | 4 | 02/06/2021 |
| NHCW-12 | 35.41515 | -80.80646 | 707.14 | 707.09 | 40 | 39.95 | 667.09 | 25 | 667.09 | 692.09 | 4 | 02/21/2021 |
| NHCW-13 | 35.41521 | -80.80640 | 703.76 | 704.81 | 40 | 41.05 | 664.81 | 25 | 664.81 | 689.81 | 4 | 02/20/2021 |
| NHCW-14 | 35.41526 | -80.80633 | 702.09 | 703.34 | 35 | 36.25 | 668.34 | 20 | 668.34 | 688.34 | 4 | 02/20/2021 |
| NHCW-15 | 35.41529 | -80.80623 | 701.28 | 702.64 | 35 | 36.35 | 667.64 | 20 | 667.64 | 687.64 | 4 | 02/20/2021 |
| NHCW-16 | 35.41531 | -80.80613 | 704.79 | 704.99 | 40 | 40.20 | 664.99 | 25 | 664.99 | 689.99 | 4 | 02/19/2021 |
| NHCW-17 | 35.41536 | -80.80606 | 705.21 | 705.83 | 40 | 40.62 | 665.83 | 25 | 665.83 | 690.83 | 4 | 02/19/2021 |
| NHCW-18 | 35.41536 | -80.80595 | 707.76 | 709.11 | 39 | 40.35 | 670.11 | 25 | 670.11 | 695.11 | 4 | 02/17/2021 |
| NHCW-19 | 35.41541 | -80.80585 | 705.81 | 706.80 | 39 | 39.99 | 667.80 | 25 | 667.80 | 692.80 | 4 | 02/09/2021 |
| NHCW-20 | 35.41541 | -80.80576 | 707.11 | 709.03 | 39 | 40.92 | 670.03 | 25 | 670.03 | 695.03 | 4 | 02/08/2021 |
| NHCW-21 | 35.41537 | -80.80566 | 708.80 | 709.90 | 45 | 46.11 | 664.90 | 25 | 664.90 | 689.90 | 4 | 02/09/2021 |
| NHCW-22 | 35.41534 | -80.80558 | 711.48 | 712.70 | 50 | 51.23 | 662.70 | 30 | 662.70 | 692.70 | 4 | 02/10/2021 |
| NHCW-23 | 35.41531 | -80.80548 | 713.86 | 715.10 | 50 | 51.24 | 665.10 | 30 | 665.10 | 695.10 | 4 | 02/11/2021 |
| NHCW-24 | 35.41529 | -80.80538 | 716.32 | 717.38 | 50 | 51.06 | 667.38 | 30 | 667.38 | 697.38 | 4 | 02/12/2021 |
| NHCW-25 | 35.41528 | -80.80528 | 718.51 | 720.83 | 55 | 57.31 | 665.83 | 25 | 665.83 | 690.83 | 4 | 02/12/2021 |
| NHCW-26 | 35.41524 | -80.80520 | 721.67 | 723.09 | 55 | 56.42 | 668.09 | 25 | 668.09 | 693.09 | 4 | 02/14/2021 |

**Table 6**
**Summary of Well Construction Details**

Colonial Pipeline Company
2020-L1-2448
Huntersville, North Carolina

| Well ID | Latitude | Longitude | Ground Surface Elevation[1] | Top Of Casing Elevation[1] | Total Boring Depth (ft) | Total Well Depth (ft BTOC) | Bottom of well Elevation | Screen Length | Bottom of Screened Interval | Top of Screened Interval | Well Diameter (Inches) | Well Construction Date |
|---|---|---|---|---|---|---|---|---|---|---|---|---|
| NHCW-27 | 35.41521 | -80.80510 | 723.13 | 724.18 | 55 | 56.05 | 669.18 | 25 | 669.18 | 694.18 | 4 | 02/15/2021 |
| NHCW-28 | 35.41517 | -80.80502 | 724.30 | 725.46 | 55 | 56.16 | 670.46 | 25 | 670.46 | 695.46 | 4 | 02/15/2021 |
| NHCW-29 | 35.41512 | -80.80493 | 727.19 | 728.13 | 55 | 55.95 | 673.13 | 25 | 673.13 | 698.13 | 4 | 02/16/2021 |

Notes:

Calibration

ft btoc = Feet Below Top Of Casing

NA = Data not currently available

RW = Recovery Well

MW = Monitoring Well

HCW = Hydraulic Control Well

NHCW = North Hydraulic Control Well

-- = Well not surveyed

[1] = Elevations surveyed in feet using the NAVD88 vertical datum

[2] = Telescoping well, currently open borehole

**Table 7**
**Summary of Water Supply Well Sampling Results**

Colonial Pipeline Company
2020-L1-SR2448
Huntersville, North Carolina

| | | | Metals (µg/L) | VOCs (µg/L) | | |
|---|---|---|---|---|---|---|
| Lab Report Number | Sample ID | Sample Date | Lead | Bromodichloromethane | Chloroform | Methylene Chloride |
| | | **NCAC 2L** | **15** | **0.6** | **70** | **5** |
| | | **IMAC Standards** | **--** | **--** | **--** | **--** |
| 92525139 | 13712_HC_RD_20210302 | 03/02/2021 | **38.2** | <0.50 | <0.50 | <2.0 |
| 92492043 | 13736_PE_ Dr | 08/22/2020 | NA | NA | NA | NA |
| 92492904 | 13800_H/C_Rd | 08/27/2020 | **109** | <0.50 | <0.50 | <2.0 |
| 92493896 | 13800_HC_RD | 09/02/2020 | **169** | <0.50 | <0.50 | <2.0 |
| 92495067 | 13800_HC_RD | 09/10/2020 | **55.2** | <0.50 | <0.50 | <2.0 |
| 92495939 | 13800_HC_RD_20200916 | 09/16/2020 | **67** | <0.50 | <0.50 | <2.0 |
| 92497411 | 13800_HC_RD 20200924 | 09/24/2020 | **23** | <0.50 | <0.50 | <2.0 |
| 92498538 | 13800_HC_RD | 10/01/2020 | **6.5** | <0.50 | <0.50 | <2.0 |
| 92499668 | 13800_HC_RD_20201008 | 10/08/2020 | <5.0 | <0.50 | <0.50 | <2.0 |
| 92500721 | 13800_HC_RD_20201015 | 10/15/2020 | <5.0 | <0.50 | <0.50 | <2.0 |
| 92501794 | 13800_HC_.RD_20201022 | 10/22/2020 | <5.0 | <0.50 | <0.50 | <2.0 |
| 92502945 | 13800_HC_RD_20201029 | 10/29/2020 | <5.0 | <0.50 | <0.50 | <2.0 |
| 92504298 | 13800_HC_RD_20201105 | 11/05/2020 | <5.0 | <0.50 | <0.50 | <2.0 |
| 92506033 | 13800_HC_RD | 11/12/2020 | **5.4** | <0.50 | <0.50 | <2.0 |
| 92507404 | 13800_HC_RD | 11/19/2020 | **5.7** | <0.50 | <0.50 | <2.0 |
| 92507391 | FD-111820 | 11/19/2020 | **5.4** | <0.50 | <0.50 | <2.0 |
| 92508024 | 13800_HC_RD_20201124 | 11/24/2020 | <5.0 | <0.50 | <0.50 | <2.0 |
| 92508707 | 13800_HC_RD_20201201 | 12/01/2020 | **7.8** | <0.50 | <0.50 | <2.0 |
| 92510221 | 13800_HC_RD_20201208 | 12/08/2020 | <5.0 | <0.50 | <0.50 | <2.0 |
| 92512037 | 13800_HC_.RD_20201215 | 12/15/2020 | <5.0 | <0.50 | <0.50 | <2.0 |
| 92513363 | 13800_HC_RD_20201222 | 12/22/2020 | <5.0 | <0.50 | <0.50 | <2.0 |
| 92513987 | 13800_HC_RD_20201229 | 12/29/2020 | <5.0 | <0.50 | <0.50 | <2.0 |
| 92514747 | 13800_HC_RD_20210105 | 01/05/2021 | <5.0 | <0.50 | <0.50 | <2.0 |
| 92516194 | 13800_HC_RD_2021112 | 01/12/2021 | <5.0 | <0.50 | <0.50 | <2.0 |
| 92517235 | 13800_HC_RD_2021119 | 01/19/2021 | <5.0 | <0.50 | <0.50 | <2.0 |
| 92518577 | 13800_HC_RD_2021126 | 01/26/2021 | **16.9** | <0.50 | <0.50 | <2.0 |
| 92519756 | 13800_HC_RD_20210202 | 02/02/2021 | <5.0 | <0.50 | <0.50 | <2.0 |
| 92521088 | 13800_HC_RD_20210209 | 02/09/2021 | **5.1** | <0.50 | <0.50 | <2.0 |
| 92522441 | 13800_HC_RD_20210216 | 02/16/2021 | <5.0 | <0.50 | <0.50 | <2.0 |
| 92523569 | 13800_HC_RD_20210223 | 02/23/2021 | <5.0 | <0.50 | <0.50 | <2.0 |
| 92525141 | 13800_HC_RD_20210302 | 03/02/2021 | <5.0 | <0.50 | <0.50 | <2.0 |
| 92526632 | 13800_HC_RD_20210309 | 03/09/2021 | <5.0 | <0.50 | <0.50 | <2.0 |
| 92527865 | 13800_HC_RD_20210316 | 03/16/2021 | **12.1** | <0.50 | <0.50 | <2.0 |
| 92529142 | 13800_HC_RD_20210323 | 03/23/2021 | <5 | <0.5 | <0.5 | <2 |
| 92530276 | 13800_HC_RD_20210330 | 03/30/2021 | <5 | <0.5 | <0.5 | <2 |

**Table 7**
**Summary of Water Supply Well Sampling Results**

Colonial Pipeline Company
2020-L1-SR2448
Huntersville, North Carolina

| | | | Metals (µg/L) | VOCs (µg/L) | | |
|---|---|---|---|---|---|---|
| **Lab Report Number** | **Sample ID** | **Sample Date** | **Lead** | **Bromodichloromethane** | **Chloroform** | **Methylene Chloride** |
| | | **NCAC 2L** | **15** | **0.6** | **70** | **5** |
| | | **IMAC Standards** | **--** | **--** | **--** | **--** |
| 92531396 | 13800_HC_RD_20210406 | 04/06/2021 | <5.0 | <0.50 | <0.50 | <2.0 |
| 92531397 | DUP-1 | 04/06/2021 | <5.0 | <0.50 | <0.50 | <2.0 |
| 92532721 | 13800_HC_RD_20210413 | 04/13/2021 | <5 | <0.5 | <0.5 | <2 |
| 92534073 | 13800_HC_RD_20210420 | 04/20/2021 | <5 | <0.5 | <0.5 | <2 |
| 92535389 | 13800_HC_RD_20210427 | 04/27/2021 | <5.0 | <0.50 | <0.50 | <2.0 |
| 92536812 | 13800_HC_RD_20210504 | 05/04/2021 | <5.0 | <0.5 | <0.50 | <2 |
| 92538171 | 13800_HC_RD_20210511 | 05/11/2021 | <5 | <0.5 | <0.5 | <2 |
| 92539520 | 13800_HC_RD_20210518 | 05/18/2021 | **6.3** | <0.50 | <0.50 | <2.0 |
| 92540616 | 13800_HC_RD_20210525 | 05/25/2021 | <5 | <0.5 | <0.5 | <2 |
| 92541596 | 13800_HC_RD_20210601 | 06/01/2021 | <5.0 | <0.50 | <0.50 | <2.0 |
| 92543078 | 13800_HC_RD_20210608 | 06/08/2021 | <5.0 | <0.50 | <0.50 | <2.0 |
| 92544310 | 13800_HC_RD_20210615 | 06/15/2021 | <5 | <0.5 | <0.5 | <2 |
| 92545590 | 13800_HC_RD_20210622 | 06/22/2021 | <5.0 | <0.5 | <0.5 | <2 |
| 92545591 | DUP-1 | 06/22/2021 | <5 | <0.5 | **0.9** | <2 |
| 92546854 | 13800_HC_RD_20210629 | 06/29/2021 | **50.5** | <0.50 | <0.50 | <2.0 |
| 92547797 | 13800_HC_RD_20210706 | 07/06/2021 | **5.0J** | <0.50 | <0.50 | <2.0 |
| 92549166 | 13800_HC_RD_20210713 | 07/13/2021 | <5.0 | <0.50 | <0.50 | <2.0 |
| 92550625 | 13800_HC_RD_20210720 | 07/20/2021 | <5.0 | <0.50 | <0.50 | <2.0 |
| 92551875 | 13800_HC_RD_20210727 | 07/27/2021 | <5.0 | <0.50 | <0.50 | <2.0 |
| 92553041 | 13800_HC_RD_20210803 | 08/03/2021 | <5.0 | <0.50 | <0.50 | <2.0 |
| 92554512 | 13800_HC_RD_20210810 | 08/10/2021 | **10.4** | <0.5 | <0.50 | <2.0 |
| 92555787 | 13800_HC_RD_20210817 | 08/17/2021 | **11.2** | <0.50 | <0.50 | <2.0 |
| 92557299 | 13800_HC_RD_20210824 | 08/24/2021 | <5 | <0.5 | <0.5 | <2 |
| 92558702 | 13800_HC_RD_20210831 | 08/31/2021 | <5 | <0.5 | <0.5 | <2 |
| 92558711 | DUP-1_20210831 | 08/31/2021 | <5 | <0.5 | <0.5 | <2 |
| 92559804 | 13800_HC_RD 20210907 | 09/07/2021 | <5 | <0.5 | <0.5 | <2 |
| 92561212 | 13800_HC_RD_20210914 | 09/14/2021 | <5 | <0.5 | <0.5 | <2 |
| 92561225 | DUP-1 | 09/14/2021 | <5 | <0.5 | <0.5 | <2 |
| 92562315 | 13800_HC_RD_20210921 | 09/21/2021 | <5.0 | <1 | <5 | <5 |
| 92562323 | DUP-1 | 09/21/2021 | <5 | <1 | <5 | <5 |
| 92563649 | 13800_HC_RD_09282021 | 09/28/2021 | <5 | <1 | <5 | <5 |
| 92564844 | 13800_HC_RD_20211005 | 10/05/2021 | <5 | <0.5 | <0.5 | <2 |
| 92564847 | DUP-1 | 10/05/2021 | <5 | <0.5 | <0.5 | <2 |
| 92566381 | 13800_HC_RD_20211012 | 10/12/2021 | <5 | <0.5 | <0.5 | <2 |
| 92566386 | DUP-1 | 10/12/2021 | <5 | <0.5 | <0.5 | <2 |

**Table 7**
**Summary of Water Supply Well Sampling Results**

Colonial Pipeline Company
2020-L1-SR2448
Huntersville, North Carolina

| | | | Metals (µg/L) | VOCs (µg/L) | | |
|---|---|---|---|---|---|---|
| Lab Report Number | Sample ID | Sample Date | Lead | Bromodichloromethane | Chloroform | Methylene Chloride |
| | | **NCAC 2L** | **15** | **0.6** | **70** | **5** |
| | | **IMAC Standards** | **--** | **--** | **--** | **--** |
| 92567633 | 13800_HC_RD | 10/19/2021 | <5 | <0.5 | <0.5 | <2 |
| 92568788 | 13800_HC_RD | 10/26/2021 | <5 | <0.5 | <0.5 | <2 |
| 92568794 | DUP-1 | 10/26/2021 | <5 | <0.5 | <0.5 | <2 |
| 92570043 | 13800_HC_RD | 11/02/2021 | <5 | <0.5 | <0.5 | <2 |
| 92571544 | 13800_HC_RD | 11/09/2021 | <5 | <0.5 | <0.5 | <2 |
| 92572757 | 13800_HC_RD | 11/16/2021 | <5 | <0.5 | <0.5 | <2 |
| 92574208 | 13800_HC_RD | 11/23/2021 | <5 | <0.5 | <0.5 | <2 |
| 92574797 | 13800_HC_RD | 11/30/2021 | <5 | <0.5 | <0.5 | <2 |
| 92574804 | DUP-1 | 11/30/2021 | <5 | <0.5 | <0.5 | <2 |
| 92576191 | 13800_HC_RD | 12/07/2021 | **13.3** | <0.5 | <0.5 | <2 |
| 92577757 | 13800_HC_RD | 12/14/2021 | **32.6** | <0.5 | <0.5 | <2 |
| 92577788 | DUP-1 | 12/14/2021 | <5 | <0.5 | <0.5 | <2 |
| 92579404 | 13800_HC_RD | 12/21/2021 | **27.6** | <0.5 | <0.5 | <2 |
| 92580063 | 13800_HC_RD | 12/28/2021 | **8.0** | <0.5 | <0.5 | <2 |
| 92580062 | DUP-1 | 12/28/2021 | <5 | <0.5 | <0.5 | <2 |
| 92580727 | 13800_HC_RD | 01/04/2022 | <5 | <0.5 | <0.5 | <2 |
| 92582047 | 13800_HC_RD | 01/11/2022 | **12.4** | <0.5 | <0.5 | <2 |
| 92491028 | 13822_HC_Rd | 08/16/2020 | **53.0** | <0.50 | <0.50 | <2.0 |
| 92492032 | 13822_HC_Rd | 08/21/2020 | **14.2** | NA | NA | NA |
| 92492033 | FD_08212020 | 08/21/2020 | **10.3** | NA | NA | NA |
| 92493878 | 13822_HC_RD | 09/02/2020 | **11.6** | <0.50 | <0.50 | <2.0 |
| 92495055 | 13822_HC_RD | 09/10/2020 | <5.0 | <0.50 | <0.50 | <2.0 |
| 92495069 | FD-091020 | 09/10/2020 | <5.0 | <0.50 | <0.50 | <2.0 |
| 92495927 | 13822_HC_RD_20200916 | 09/16/2020 | **14.3** | <0.50 | <0.50 | <2.0 |
| 92497407 | 13822_HC_RD 20200924 | 09/24/2020 | **8.9** | <0.50 | <0.50 | <2.0 |
| 92491385 | 13831_Sims_Rd | 08/17/2020 | <5.0 | <0.50 | <0.50 | <2.0 |
| 92492683 | 13831_Sims_Rd | 08/25/2020 | <5.0 | <0.50 | <0.50 | <2.0 |
| 92494137 | 13831_SIMS_RD | 09/03/2020 | <5.0 | <0.50 | <0.50 | <2.0 |
| 92525138 | 13831_SIMS_RD_20210302 | 03/02/2021 | <5.0 | <0.50 | <0.50 | <2.0 |
| 92558698 | 13831_SIMS_RD_20210831 | 08/31/2021 | <5 | <0.5 | <0.5 | <2 |
| 92491367 | 13835_AC_Rd | 08/17/2020 | <5.0 | <0.50 | <0.50 | <2.0 |
| 92492460 | 13835_AC_Rd | 08/25/2020 | <5.0 | <0.50 | <0.50 | <2.0 |
| 92492469 | FD1-08252020 | 08/25/2020 | <5.0 | <0.50 | <0.50 | <2.0 |
| 92494135 | 13835_AC_RD | 09/03/2020 | <5.0 | <0.50 | <0.50 | <2.0 |
| 92495191 | 13835_AC_RD | 09/11/2020 | <5.0 | <0.50 | <0.50 | <2.0 |
| 92495943 | 13835_AC_RD_20200916 | 09/16/2020 | <5.0 | **1.7** | **7.4** | <2.0 |

**Table 7**
**Summary of Water Supply Well Sampling Results**

Colonial Pipeline Company
2020-L1-SR2448
Huntersville, North Carolina

| | | | Metals (µg/L) | VOCs (µg/L) | | |
|---|---|---|---|---|---|---|
| **Lab Report Number** | **Sample ID** | **Sample Date** | **Lead** | **Bromodichloromethane** | **Chloroform** | **Methylene Chloride** |
| | | **NCAC 2L** | **15** | **0.6** | **70** | **5** |
| | | **IMAC Standards** | **--** | **--** | **--** | **--** |
| 92497409 | 13835_AC_RD 20200924 | 09/24/2020 | **16.1** | <0.50 | <0.50 | <2.0 |
| 92498537 | 13835_AC_RD | 10/01/2020 | <5.0 | <0.50 | <0.50 | <2.0 |
| 92498539 | FD-100120 | 10/01/2020 | <5.0 | <0.50 | <0.50 | <2.0 |
| 92499665 | 13835_AC_RD_20201008 | 10/08/2020 | <5.0 | <0.50 | <0.50 | <2.0 |
| 92500725 | 13835_AC_RD_20201015 | 10/15/2020 | <5.0 | <0.50 | <0.50 | <2.0 |
| 92500731 | DUP-1 | 10/15/2020 | <5.0 | <0.50 | <0.50 | NA |
| 92501805 | 13835_AC_RD_20201022 | 10/22/2020 | <5.0 | <0.50 | <0.50 | <2.0 |
| 92502955 | 13835_AC_RD_20201029 | 10/29/2020 | <5.0 | <0.50 | <0.50 | <2.0 |
| 92502957 | DUP-1 | 10/29/2020 | <5.0 | <0.50 | <0.50 | <2.0 |
| 92504283 | 13835_AC_RD_20201105 | 11/05/2020 | <5.0 | <0.50 | <0.50 | <2.0 |
| 92506030 | 13835_AC_RD | 11/12/2020 | <5.0 | <0.50 | <0.50 | <2.0 |
| 92507400 | 13835_AC_RD | 11/19/2020 | <5.0 | <0.50 | <0.50 | <2.0 |
| 92508017 | 13835_AC_RD_20201124 | 11/24/2020 | <5.0 | <0.50 | <0.50 | <2.0 |
| 92508716 | 13835_AC_Rd_20201201 | 12/01/2020 | <5.0 | <0.50 | <0.50 | <2.0 |
| 92510233 | 13835_AC_RD_20201208 | 12/08/2020 | <5.0 | <0.50 | <0.50 | <2.0 |
| 92512027 | 13835_AC_RD_20201215 | 12/15/2020 | <5.0 | <0.50 | <0.50 | <2.0 |
| 92512046 | DUP-1 | 12/15/2020 | <5.0 | <0.50 | <0.50 | <2.0 |
| 92513354 | 13835_AC_RD_20201222 | 12/22/2020 | <5.0 | <0.50 | <0.50 | <2.0 |
| 92513978 | 13835_AC_RD_20201229 | 12/29/2020 | <5.0 | <0.50 | <0.50 | <2.0 |
| 92514756 | 13835_AC_RD_20210105 | 01/05/2021 | <5.0 | <0.50 | <0.50 | <2.0 |
| 92516191 | 13835_AC_RD_2021112 | 01/12/2021 | <5.0 | <0.50 | <0.50 | <2.0 |
| 92516192 | DUP-1 | 01/12/2021 | <5.0 | <0.50 | <0.50 | <2.0 |
| 92517234 | 13835_AC_RD_2021119 | 01/19/2021 | <5.0 | <0.50 | <0.50 | <2.0 |
| 92518610 | 13835_AC_RD_2021126 | 01/26/2021 | **15.4** | <0.50 | <0.50 | <2.0 |
| 92519760 | 13835_AC_RD_20210202 | 02/02/2021 | <5.0 | <0.50 | <0.50 | <2.0 |
| 92521099 | 13835_AC_RD_20210209 | 02/09/2021 | **15.1** | <0.50 | <0.50 | <2.0 |
| 92522436 | 13835_AC_RD_20210216 | 02/16/2021 | <5.0 | <0.50 | <0.50 | <2.0 |
| 92522438 | DUP-1 | 02/16/2021 | <5.0 | <0.50 | **0.62** | <2.0 |
| 92523572 | 13835_AC_RD_20210223 | 02/23/2021 | <5.0 | <0.50 | **0.57** | <2.0 |
| 92525131 | 13835_AC_RD_20210302 | 03/02/2021 | <5.0 | <0.50 | **0.5** | <2.0 |
| 92526625 | 13835_AC_RD_20210309 | 03/09/2021 | **13.5** | <0.50 | **0.54** | <2.0 |
| 92527864 | 13835_AC_RD_20210316 | 03/16/2021 | **6.2** | <0.50 | **0.51** | <2.0 |
| 92529170 | 13835_AC_RD_20210323 | 03/23/2021 | <5 | <0.5 | <0.5 | <2 |
| 92530284 | 13835_AC_RD_20210330 | 03/30/2021 | <5 | <0.5 | <0.5 | <2 |
| 92531392 | 13835_AC_RD_20210406 | 04/06/2021 | <5.0 | <0.50 | **0.52** | <2.0 |

**Table 7**
**Summary of Water Supply Well Sampling Results**

Colonial Pipeline Company
2020-L1-SR2448
Huntersville, North Carolina

| | | | Metals (µg/L) | VOCs (µg/L) | | |
|---|---|---|---|---|---|---|
| Lab Report Number | Sample ID | Sample Date | Lead | Bromodichloromethane | Chloroform | Methylene Chloride |
| | | **NCAC 2L** | **15** | **0.6** | **70** | **5** |
| | | **IMAC Standards** | **--** | **--** | **--** | **--** |
| 92532714 | 13835_AC_RD_20210413 | 04/13/2021 | <5 | <0.5 | **0.65** | <2 |
| 92534075 | 13835_AC_RD_20210420 | 04/20/2021 | <5 | <0.5 | <0.5 | <2 |
| 92535405 | 13835_AC_RD_20210427 | 04/27/2021 | <5.0 | <0.50 | <0.50 | <2.0 |
| 92536813 | 13835_AC_RD_20210504 | 05/04/2021 | <5.0 | <0.5 | **0.65** | <2 |
| 92538166 | 13835_AC_RD_20210511 | 05/11/2021 | <5 | <0.5 | **0.67** | <2 |
| 92539526 | 13835_AC_RD_20210518 | 05/18/2021 | <5.0 | <0.50 | **0.89** | <2.0 |
| 92540628 | 13835_AC_RD_20210525 | 05/25/2021 | <5 | <0.5 | **0.74** | <2 |
| 92540633 | DUP-1 | 05/25/2021 | <5 | <0.5 | **0.74** | <2 |
| 92541591 | 13835_AC_RD_20210601 | 06/01/2021 | <5.0 | <0.50 | **0.90** | <2.0 |
| 92543079 | 13835_AC_RD_20210608 | 06/08/2021 | **4.7J** | <0.50 | **0.88** | <2.0 |
| 92544297 | 13835_AC_RD_20210615 | 06/15/2021 | <5 | <0.5 | **0.91** | <2 |
| 92545600 | 13835_AC_RD_20210622 | 06/22/2021 | **7.5** | <0.5 | **0.84** | <2 |
| 92546857 | 13835_AC_RD_20210629 | 06/29/2021 | <5.0 | <0.50 | **0.76** | <2.0 |
| 92547790 | 13835_AC_RD_20210706 | 07/06/2021 | <5.0 | <0.50 | **0.99** | <2.0 |
| 92549184 | 13835_AC_RD_20210713 | 07/13/2021 | <5.0 | <0.50 | **0.80** | <2.0 |
| 92549163 | DUP-1 | 07/13/2021 | <5.0 | <0.50 | **0.77** | <2.0 |
| 92550635 | 13835_AC_RD_20210720 | 07/20/2021 | <5.0 | <0.50 | **0.73** | <2.0 |
| 92551865 | 13835_AC_RD_20210727 | 07/27/2021 | <5.0 | <0.50 | <0.50 | <2.0 |
| 92553036 | 13835_AC_RD_20210803 | 08/03/2021 | <5.0 | <0.50 | **0.96** | <2.0 |
| 92554466 | 13835_AC_RD_20210810 | 08/10/2021 | <5.0 | <0.5 | **0.5** | <2 |
| 92555791 | 13835_AC_RD_20210817 | 08/17/2021 | <5.0 | <0.50 | **0.43J** | <2.0 |
| 92555763 | DUP-1 | 08/17/2021 | <5.0 | <0.50 | **0.39J** | <2.0 |
| 92557302 | 13835_AC_RD_20210824 | 08/24/2021 | <5 | <0.5 | <0.5 | <2 |
| 92558706 | 13835_AC_RD_20210831 | 08/31/2021 | <5 | <0.5 | **0.94** | <2 |
| 92559807 | 13835_AC_RD_20210907 | 09/07/2021 | **7.5** | <0.5 | **0.72** | <2 |
| 92561222 | 13835_AC_RD_20210914 | 09/14/2021 | <5.0 | <0.5 | **0.88** | <2 |
| 92562313 | 13835_AC_RD_20210921 | 09/21/2021 | <5.0 | <1 | **0.829J** | <5 |
| 92563647 | 13835_AC_RD_09282021 | 09/28/2021 | **6.1** | <1 | **0.774J** | <5 |
| 92564843 | 13835_AC_RD_20211005 | 10/05/2021 | <5 | <0.5 | **0.61** | <2 |
| 92566382 | 13835_AC_RD_20211012 | 10/12/2021 | <5 | <0.5 | **0.37J** | <2 |
| 92567635 | 13835_AC_RD_20211019 | 10/19/2021 | **9.9** | <0.5 | **0.65** | <2 |
| 92568791 | 13835_HC_RD_10262021 | 10/26/2021 | <5 | <0.5 | **0.66** | <2 |
| 92570038 | 13835_AC_RD | 11/02/2021 | <5 | <0.5 | **0.75** | <2 |
| 92571579 | 13835_AC_RD | 11/09/2021 | <5 | <0.5 | **0.54** | <2 |
| 92571587 | DUP-1 | 11/09/2021 | <5 | <0.5 | <0.5 | <2 |

**Table 7**
**Summary of Water Supply Well Sampling Results**

Colonial Pipeline Company
2020-L1-SR2448
Huntersville, North Carolina

| | | | Metals (µg/L) | VOCs (µg/L) | | |
|---|---|---|---|---|---|---|
| **Lab Report Number** | **Sample ID** | **Sample Date** | **Lead** | **Bromodichloromethane** | **Chloroform** | **Methylene Chloride** |
| | | **NCAC 2L** | **15** | **0.6** | **70** | **5** |
| | | **IMAC Standards** | **--** | **--** | **--** | **--** |
| 92572749 | 13835_AC_RD | 11/16/2021 | <5 | <0.5 | **0.66** | <2 |
| 92574214 | 13835_AC_RD | 11/23/2021 | <5 | <0.5 | **0.76** | <2 |
| 92574802 | 13835_AC_RD | 11/30/2021 | <5 | <0.5 | **0.57** | <2 |
| 92576280 | 13835_AC_RD | 12/07/2021 | <5 | <0.5 | <0.5 | <2 |
| 92576165 | DUP-1 | 12/07/2021 | <5 | <0.5 | **0.53** | <2 |
| 92577761 | 13835_AC_RD | 12/14/2021 | <5 | <0.5 | **0.60** | <2 |
| 92579389 | 13835_AC_RD | 12/21/2021 | <5 | <0.5 | **0.55** | <2 |
| 92580058 | 13835_AC_RD | 12/28/2021 | <5 | <0.5 | **0.41J** | <2 |
| 92580721 | 13835_AC_RD | 01/04/2022 | <5 | <0.5 | **0.35J** | <2 |
| 92580733 | DUP-1 | 01/04/2022 | <5 | <0.5 | <0.5 | <2 |
| 92582058 | 13835_AC_RD | 01/11/2022 | <5 | <0.5 | **0.39J** | <2 |
| 92491363 | 13901_Sims_Rd | 08/17/2020 | <5.0 | <0.50 | <0.50 | <2.0 |
| 92491368 | FD1_081720 | 08/17/2020 | <5.0 | <0.50 | <0.50 | <2.0 |
| 92492466 | 13901_Sims_Rd | 08/25/2020 | <5.0 | <0.50 | <0.50 | <2.0 |
| 92494138 | 13901_SIMS_RD | 09/03/2020 | <5.0 | <0.50 | <0.50 | <2.0 |
| 92525133 | 13901_Sims_RD_20210302 | 03/02/2021 | <5.0 | <0.50 | <0.50 | <2.0 |
| 92558685 | 13901_SIMS_RD_20210831 | 08/31/2021 | <5 | <0.5 | <0.5 | <2 |
| 92491259 | 13920_Sims_Rd | 08/17/2020 | <5.0 | <0.50 | <0.50 | <2.0 |
| 92492462 | 13920_Sims_Rd | 08/25/2020 | <5.0 | <0.50 | <0.50 | <2.0 |
| 92494130 | 13920_SIMS_RD | 09/03/2020 | <5.0 | <0.50 | <0.50 | <2.0 |
| 92525130 | 13920_SIMS_RD_20210302 | 03/02/2021 | <5.0 | <0.50 | <0.50 | <2.0 |
| 92558707 | 13920_SIMS_RD_20210831 | 08/31/2021 | <5 | <0.5 | <0.5 | <2 |
| 92491360 | 13923_AC_Rd | 08/17/2020 | <5.0 | <0.50 | <0.50 | <2.0 |
| 92492465 | 13923_AC_Rd | 08/25/2020 | <5.0 | <0.50 | <0.50 | <2.0 |
| 92494139 | 13923_AC_RD | 09/03/2020 | <5.0 | <0.50 | <0.50 | <2.0 |
| 92495190 | 13923_AC_RD | 09/11/2020 | <5.0 | <0.50 | <0.50 | <2.0 |
| 92495938 | 13923_AC_RD_20200916 | 09/16/2020 | <5.0 | <0.50 | <0.50 | <2.0 |
| 92497416 | 13923_AC_RD 20200924 | 09/24/2020 | **5.5** | <0.50 | <0.50 | <2.0 |
| 92498533 | 13923_AC_RD | 10/01/2020 | <5.0 | <0.50 | <0.50 | <2.0 |
| 92499672 | 13923_AC_RD_20201008 | 10/08/2020 | <5.0 | <0.50 | <0.50 | <2.0 |
| 92491030 | 13926A_HC_Rd | 08/16/2020 | <5.0 | <0.50 | <0.50 | <2.0 |
| 92492029 | 13926A_HC_Rd | 08/21/2020 | <5.0 | NA | <0.50 | NA |
| 92493902 | 13926A_HC_RD | 09/02/2020 | <5.0 | <0.50 | <0.50 | <2.0 |
| 92495062 | 13926A_HC_RD | 09/10/2020 | <5.0 | <0.50 | <0.50 | <2.0 |
| 92495945 | 13926A_HC_RD_20200916 | 09/16/2020 | <5.0 | <0.50 | <0.50 | <2.0 |

**Table 7**
**Summary of Water Supply Well Sampling Results**

Colonial Pipeline Company
2020-L1-SR2448
Huntersville, North Carolina

| | | | Metals (µg/L) | VOCs (µg/L) | | |
|---|---|---|---|---|---|---|
| Lab Report Number | Sample ID | Sample Date | Lead | Bromodichloromethane | Chloroform | Methylene Chloride |
| | | **NCAC 2L** | **15** | **0.6** | **70** | **5** |
| | | **IMAC Standards** | **--** | **--** | **--** | **--** |
| 92497401 | 13926A_HC_RD 20200924 | 09/24/2020 | <5.0 | <0.50 | <0.50 | <2.0 |
| 92498130 | 13926A_HC_RD_20200930 | 09/30/2020 | <5.0 | <0.50 | <0.50 | <2.0 |
| 92499670 | 13926A_HC_RD_20201008 | 10/08/2020 | <5.0 | <0.50 | <0.50 | <2.0 |
| 92500718 | 13926A_HC_RD_20201015 | 10/15/2020 | <5.0 | <0.50 | <0.50 | <2.0 |
| 92501815 | 13926A_HC_RD_20201022 | 10/22/2020 | **5.2** | <0.50 | <0.50 | <2.0 |
| 92502951 | 13926A_HC_RD_20201029 | 10/29/2020 | **6.6** | <0.50 | <0.50 | <2.0 |
| 92504292 | 13926A_HC_RD_20201105 | 11/05/2020 | <5.0 | <0.50 | <0.50 | <2.0 |
| 92506028 | 13926A_HC_RD | 11/12/2020 | <5.0 | <0.50 | **8.2** | <2.0 |
| 92507401 | 13926A_HC_RD | 11/19/2020 | **5.8** | <0.50 | <0.50 | <2.0 |
| 92508011 | 13926A_HC_RD_20201124 | 11/24/2020 | <5.0 | <0.50 | <0.50 | <2.0 |
| 92508712 | 13926A_HC_RD_20201201 | 12/01/2020 | **5.9** | <0.50 | <0.50 | <2.0 |
| 92510243 | 13926A_HC_RD_20201208 | 12/08/2020 | <5.0 | <0.50 | <0.50 | <2.0 |
| 92512042 | 13926A_HC_RD_20201215 | 12/15/2020 | <5.0 | <0.50 | <0.50 | <2.0 |
| 92513351 | 13926A_HC_RD_20201222 | 12/22/2020 | <5.0 | <0.50 | <0.50 | <2.0 |
| 92513975 | 13926A_HC_RD_20201229 | 12/29/2020 | <5.0 | <0.50 | <0.50 | <2.0 |
| 92514754 | 13926A_HC_RD_20210105 | 01/05/2021 | <5.0 | <0.50 | <0.50 | <2.0 |
| 92516196 | 13926A_HC_RD_2021112 | 01/12/2021 | <5.0 | <0.50 | <0.50 | <2.0 |
| 92517224 | 13926A_HC_RD_2021119 | 01/19/2021 | <5.0 | <0.50 | <0.50 | <2.0 |
| 92518620 | 13926A_HC_RD 2021126 | 01/26/2021 | <5.0 | <0.50 | <0.50 | <2.0 |
| 92519764 | 13926A_HC_RD_20210202 | 02/02/2021 | <5.0 | <0.50 | <0.50 | <2.0 |
| 92521095 | 13926A_HC_RD_20210209 | 02/09/2021 | **24.2** | <0.50 | <0.50 | <2.0 |
| 92522435 | 13926A_HC_RD_20210216 | 02/16/2021 | <5.0 | <0.50 | <0.50 | <2.0 |
| 92523580 | 13926A_HC_RD_20210223 | 02/23/2021 | <5.0 | <0.50 | <0.50 | <2.0 |
| 92525137 | 13926A_HC_RD_20210302 | 03/02/2021 | <5.0 | <0.50 | <0.50 | <2.0 |
| 92526622 | 13926A_HC_RD_20210309 | 03/09/2021 | **7.3** | <0.50 | <0.50 | <2.0 |
| 92527881 | 13926A_HC_RD_20210316 | 03/16/2021 | <5.0 | <0.50 | <0.50 | <2.0 |
| 92529132 | 13926A_HC_RD_20210323 | 03/23/2021 | <5 | <0.5 | <0.5 | <2 |
| 92530272 | 13926A_HC_RD_20210330 | 03/30/2021 | <5 | <0.5 | <0.5 | <2 |
| 92530286 | DUP-1 | 03/30/2021 | <5.0 | <0.50 | <0.50 | <2.0 |
| 92531391 | 13926A_HC_RD_20210406 | 04/06/2021 | <5.0 | <0.50 | <0.50 | <2.0 |
| 92532713 | 13926A_HC_RD_20210413 | 04/13/2021 | <5 | <0.5 | <0.5 | <2 |
| 92534055 | 13926A_HC_RD_20210420 | 04/20/2021 | <5 | <0.5 | <0.5 | <2 |
| 92535410 | 13926A_HC_RD_20210427 | 04/27/2021 | <5.0 | <0.50 | <0.50 | <2.0 |
| 92536815 | 13926A_HC_RD_20210504 | 05/04/2021 | <5.0 | <0.5 | <0.5 | <2 |
| 92538170 | 13926A_HC_RD_20210511 | 05/11/2021 | <5 | <0.5 | <0.5 | <2 |

**Table 7**
**Summary of Water Supply Well Sampling Results**

Colonial Pipeline Company
2020-L1-SR2448
Huntersville, North Carolina

| | | | Metals (µg/L) | VOCs (µg/L) | | |
|---|---|---|---|---|---|---|
| Lab Report Number | Sample ID | Sample Date | Lead | Bromodichloromethane | Chloroform | Methylene Chloride |
| | | **NCAC 2L** | **15** | **0.6** | **70** | **5** |
| | | **IMAC Standards** | **--** | **--** | **--** | **--** |
| 92539532 | 13926A_HC_RD_20210518 | 05/18/2021 | <5.0 | <0.50 | <0.50 | <2.0 |
| 92540609 | 13926A_HC_RD.20210525 | 05/25/2021 | <5 | <0.5 | <0.5 | <2 |
| 92541580 | 13926A_HC_RD_20210601 | 06/01/2021 | <5.0 | <0.50 | <0.50 | <2.0 |
| 92543082 | 13926A_HC_RD_20210608 | 06/08/2021 | **4.9** | <0.50 | <0.50 | <2.0 |
| 92544294 | 13926A_HC_RD_20210615 | 06/15/2021 | <5 | <0.5 | <0.5 | <2 |
| 92545595 | 13926A_HC_RD_20210622 | 06/22/2021 | **6.2** | <0.5 | <0.5 | <2 |
| 92546855 | 13926A_HC_RD_20210629 | 06/29/2021 | <5.0 | <0.50 | <0.50 | <2.0 |
| 92547792 | 13926A_HC_RD_20210706 | 07/06/2021 | <5.0 | <0.50 | <0.50 | <2.0 |
| 92549173 | 13926A_HC_RD_20210713 | 07/13/2021 | <5.0 | <0.50 | <0.50 | <2.0 |
| 92550639 | 13926A_HC_RD_20210720 | 07/20/2021 | **89.3** | <0.50 | <0.50 | <2.0 |
| 92551860 | 13926A_HC_RD_20210727 | 07/27/2021 | <5.0 | <0.50 | <0.50 | <2.0 |
| 92553034 | 13926A_HC_RD_20210803 | 08/03/2021 | <5.0 | <0.5 | <0.50 | <2 |
| 92553048 | DUP-1 | 08/03/2021 | <5 | <0.5 | <0.50 | <2 |
| 92554518 | 13926A_HC_RD_20210810 | 08/10/2021 | <5 | <0.5 | <0.5 | <2 |
| 92555767 | 13926A_HC_RD_20210817 | 08/17/2021 | **17.5** | <0.50 | <0.50 | <2.0 |
| 92491030 | 13926B_HC_Rd | 08/16/2020 | <5.0 | <0.50 | **8.9** | <2.0 |
| 92492030 | 13926B_HC_Rd | 08/21/2020 | NA | NA | **8.4** | NA |
| 92493891 | 13926B_HC_RD | 09/02/2020 | <5.0 | <0.50 | **9.4** | <2.0 |
| 92495059 | 13926B_HC_RD | 09/10/2020 | <5.0 | <0.50 | **7.6** | <2.1 |
| 92495941 | 13926B_HC_RD_20200916 | 09/16/2020 | <5.0 | <0.50 | **9.6** | <2.0 |
| 92495930 | Field_Duplicate 09-16-2020 | 09/16/2020 | <5.0 | <0.50 | **10.1** | <2.0 |
| 92497412 | 13926B_HC_RD 20200924 | 09/24/2020 | <5.0 | <0.50 | **9.8** | <2.0 |
| 92498128 | 13926B_HC_RD_20200930 | 09/30/2020 | <5.0 | <0.50 | **6.3** | <2.0 |
| 92499661 | 13926B_HC_RD_20201008 | 10/08/2020 | <5.0 | <0.50 | **9.3** | <2.0 |
| 92500720 | 13926B_HC_RD_20201015 | 10/15/2020 | <5.0 | <0.50 | **8.9** | <2.0 |
| 92501809 | 13926B_HC_RD_20201022 | 10/22/2020 | <5.0 | <0.50 | **8.7** | <2.0 |
| 92502943 | 13926B_HC_RD_20201029 | 10/29/2020 | <5.0 | <0.50 | **8.9** | <2.0 |
| 92504284 | 13926B_HC_RD_20201105 | 11/05/2020 | <5.0 | <0.50 | **9.2** | <2.0 |
| 92506050 | 13926B_HC_RD | 11/12/2020 | <5.0 | <0.50 | <0.50 | <2.0 |
| 92507398 | 13926B_HC_RD | 11/19/2020 | <5.0 | <0.50 | **7** | <2.0 |
| 92508014 | 13926B_HC_RD_20201124 | 11/24/2020 | <5.0 | <0.50 | **8.7** | <2.0 |
| 92508823 | 13926B_HC_RD 20201201 | 12/01/2020 | **6.6** | <0.50 | **6.8** | <2.0 |
| 92510237 | 13926B_HC_RD_20201208 | 12/08/2020 | <5.0 | <0.50 | **9.2** | <2.0 |
| 92512044 | 13926B_HC_RD_20201215 | 12/15/2020 | <5.0 | <0.50 | **8.5** | <2.0 |
| 92513370 | 13926B_HC_RD_20201222 | 12/22/2020 | <5.0 | <0.50 | **6.4** | <2.0 |

**Table 7**
**Summary of Water Supply Well Sampling Results**

Colonial Pipeline Company
2020-L1-SR2448
Huntersville, North Carolina

| | | | Metals (µg/L) | VOCs (µg/L) | | |
|---|---|---|---|---|---|---|
| Lab Report Number | Sample ID | Sample Date | Lead | Bromodichloromethane | Chloroform | Methylene Chloride |
| | | **NCAC 2L** | **15** | **0.6** | **70** | **5** |
| | | **IMAC Standards** | **--** | **--** | **--** | **--** |
| 92513986 | 13926B_HC_RD_20201229 | 12/29/2020 | <5.0 | <0.50 | **7.5** | <2.0 |
| 92514757 | 13926B_HC_RD_20210105 | 01/05/2021 | <5.0 | <0.50 | **11.5** | <2.0 |
| 92514760 | DUP-1 | 01/05/2021 | <5.0 | <0.50 | **11.7** | <2.0 |
| 92516195 | 13926B_HC_RD_2021112 | 01/12/2021 | <5.0 | <0.50 | **9.7** | <2.0 |
| 92517242 | 13926B_HC_RD_2021119 | 01/19/2021 | <5.0 | <0.50 | **8.8** | <2.0 |
| 92517218 | DUP-1 | 01/19/2021 | <5.0 | <0.50 | **8.6** | <2.0 |
| 92518587 | 13926B_HC_RD_2021126 | 01/26/2021 | <5.0 | <0.50 | **7.9** | <2.0 |
| 92519742 | 13926B_HC_RD_20210202 | 02/02/2021 | <5.0 | <0.50 | **9** | <2.0 |
| 92521084 | 13926B_HC_RD_20210209 | 02/09/2021 | <5.0 | <0.50 | **8.9** | <2.0 |
| 92522444 | 13926B_HC_RD_20210216 | 02/16/2021 | <5.0 | <0.50 | **9** | <2.0 |
| 92523576 | 13926B_HC_RD_20210223 | 02/23/2021 | <5.0 | <0.50 | **9.3** | <2.0 |
| 92523574 | Dup-1 | 02/23/2021 | <5.0 | <0.50 | **9.7** | <2.0 |
| 92525136 | 13926B_HC_RD_20210302 | 03/02/2021 | <5.0 | <0.50 | **7.8** | <2.0 |
| 92525144 | DUP-1 | 03/02/2021 | <5.0 | <0.50 | **0.54** | <2.0 |
| 92526624 | 13926B_HC_RD_20210309 | 03/09/2021 | <5.0 | <0.50 | **9.3** | <2.0 |
| 92527878 | 13926B_HC_RD_20210316 | 03/16/2021 | <5.0 | <0.50 | **8.7** | <2.0 |
| 92529205 | 13926B_HC_RD_20210323 | 03/23/2021 | <5 | <0.5 | **8.1** | <2 |
| 92530274 | 13926B_HC_RD_20210330 | 03/30/2021 | <5 | <0.5 | **7.5** | <2 |
| 92531403 | 13926B_HC_RD_20210406 | 04/06/2021 | <5.0 | <0.50 | **7.9** | <2.0 |
| 92532710 | 13926B_HC_RD_20210413 | 04/13/2021 | <5 | <0.5 | **8.5** | <2 |
| 92534064 | 13926B_HC_RD_20210420 | 04/20/2021 | <5 | <0.5 | **8.6** | <2 |
| 92535409 | 13926B_HC_RD_20210427 | 04/27/2021 | <5.0 | <0.50 | **8.8** | <2.0 |
| 92536816 | 13926B_HC_RD_20210504 | 05/04/2021 | <5.0 | <0.5 | **9.7** | <2 |
| 92536817 | DUP-1 | 05/04/2021 | <5.0 | <0.5 | **9.2** | <2 |
| 92538168 | 13926B_HC_RD_20210511 | 05/11/2021 | <5 | <0.5 | **8.3** | <2 |
| 92539517 | 13926B_HC_RD_202010518 | 05/18/2021 | NA | <0.50 | **10** | <2.0 |
| 92540625 | 13926B_HC_RD_20210525 | 05/25/2021 | <5 | <0.5 | **9.0** | <2 |
| 92541583 | 13926B_HC_RD_20210601 | 06/01/2021 | <5.0 | <0.50 | **9.0** | <2.0 |
| 92543083 | 13926B_HC_RD_20210608 | 06/08/2021 | <5.0 | <0.50 | **8.6** | <2.0 |
| 92543084 | DUP-1 | 06/08/2021 | <5 | <0.5 | **8.9** | <2 |
| 92544313 | 13926B_HC_RD_20210615 | 06/15/2021 | <5 | <0.5 | **9.9** | <2 |
| 92545592 | 13926B_HC_RD_20210622 | 06/22/2021 | <5 | <0.5 | **9.2** | <2 |
| 92546858 | 13926B_HC_RD_20210629 | 06/29/2021 | <5.0 | <0.50 | **8.8** | <2.0 |
| 92547782 | 13926B_HC_RD_20210706 | 07/06/2021 | <5.0 | <0.50 | **9.5** | <2.0 |
| 92549179 | 13926B_HC_RD_20210713 | 07/13/2021 | <5.0 | <0.50 | **9.0** | <2.0 |

**Table 7**
**Summary of Water Supply Well Sampling Results**

Colonial Pipeline Company
2020-L1-SR2448
Huntersville, North Carolina

| | | | Metals (µg/L) | VOCs (µg/L) | | |
|---|---|---|---|---|---|---|
| Lab Report Number | Sample ID | Sample Date | Lead | Bromodichloromethane | Chloroform | Methylene Chloride |
| | | **NCAC 2L** | **15** | **0.6** | **70** | **5** |
| | | **IMAC Standards** | **--** | **--** | **--** | **--** |
| 92550630 | 13926B_HC_RD_20210720 | 07/20/2021 | <5.0 | <0.50 | **8.0** | <2.0 |
| 92550622 | DUP-1 | 07/20/2021 | <5.0 | <0.50 | **8.4** | <2.0 |
| 92551862 | 13926B_HC_RD_20210727 | 07/27/2021 | <5.0 | <0.50 | **8.6** | <2.0 |
| 92553044 | 13926B_HC_RD_20210803 | 08/03/2021 | <5.0 | <0.5 | **7.7** | <2 |
| 92554504 | 13926B_HC_RD_20210810 | 08/10/2021 | <5.0 | <0.5 | **9.5** | <2 |
| 92555776 | 13926B_HC_RD_20210817 | 08/17/2021 | <5.0 | <0.50 | **8.5** | <2.0 |
| 92492031 | 13937_AC_Rd | 08/21/2020 | <5.0 | <0.50 | <0.50 | <2.0 |
| 92492463 | 13937_AC_Rd | 08/25/2020 | <5.0 | <0.50 | <0.50 | <2.0 |
| 92494129 | 13937_AC_RD | 09/03/2020 | <5.0 | <0.50 | <0.50 | <2.0 |
| 92494126 | FD-090320 | 09/03/2020 | <0.50 | <0.50 | <0.50 | <2.0 |
| 92495051 | 13937_AC_RD | 09/10/2020 | <5.0 | <0.50 | <0.50 | <2.0 |
| 92495928 | 13937_AC_RD_20200916 | 09/16/2020 | <5.0 | <0.50 | <0.50 | <2.0 |
| 92497405 | 13937_AC_RD 20200924 | 09/24/2020 | <5.0 | <0.50 | <0.50 | <2.0 |
| 92498536 | 13937_AC_RD | 10/01/2020 | <5.0 | <0.50 | <0.50 | <2.0 |
| 92499667 | 13937_AC_RD_20201008 | 10/08/2020 | <5.0 | <0.50 | <0.50 | <2.0 |
| 92491152 | 13945_AC_Rd | 08/17/2020 | <5.0 | <0.50 | <0.50 | <2.0 |
| 92492461 | 13945_AC_Rd | 08/25/2020 | <5.0 | <0.50 | <0.50 | <2.0 |
| 92493888 | 13945_AC_RD | 09/02/2020 | <5.0 | <0.50 | <0.50 | <2.0 |
| 92495063 | 13945_AC_RD | 09/10/2020 | <5.0 | <0.50 | <0.50 | <2.0 |
| 92495935 | 13945_AC_RD_20200916 | 09/16/2020 | <5.0 | <0.50 | <0.50 | <2.0 |
| 92497410 | 13945_AC_RD 20200924 | 09/24/2020 | <5.0 | <0.50 | <0.50 | <2.0 |
| 92498532 | 13945_AC_RD | 10/01/2020 | <5.0 | <0.50 | <0.50 | <2.0 |
| 92499669 | 13945_AC_RD_20201008 | 10/08/2020 | <5.0 | <0.50 | <0.50 | <2.0 |
| 92500726 | 13945_AC_RD_20201015 | 10/15/2020 | <5.0 | <0.50 | <0.50 | <2.0 |
| 92501817 | DUP-1 | 10/22/2020 | <5.0 | <0.50 | <0.50 | <2.0 |
| 92501807 | 13945_AC_RD_20201022 | 10/22/2020 | <5.0 | <0.50 | <0.50 | <2.0 |
| 92502946 | 13945_AC_RD_20201029 | 10/29/2020 | <5.0 | <0.50 | <0.50 | <2.0 |
| 92504280 | 13945_AC_RD_20201105 | 11/05/2020 | <5.0 | <0.50 | <0.50 | <2.0 |
| 92506044 | 13945_AC_RD | 11/12/2020 | <5.0 | <0.50 | <0.50 | <2.0 |
| 92507397 | 13945_AC_RD | 11/19/2020 | <5.0 | <0.50 | <0.50 | <2.0 |
| 92508007 | 13945_AC_RD_20201124 | 11/24/2020 | <5.0 | <0.50 | <0.50 | <2.0 |
| 92508713 | 13945_AC_Rd_20201201 | 12/01/2020 | <5.0 | <0.50 | <0.50 | <2.0 |
| 92508822 | DUP-1 | 12/01/2020 | <0.50 | <0.50 | <0.50 | <0.50 |
| 92510208 | 13945_AC_RD_20201208 | 12/08/2020 | <5.0 | <0.50 | <0.50 | <2.0 |

**Table 7**
**Summary of Water Supply Well Sampling Results**

Colonial Pipeline Company
2020-L1-SR2448
Huntersville, North Carolina

| | | | Metals (µg/L) | VOCs (µg/L) | | |
|---|---|---|---|---|---|---|
| Lab Report Number | Sample ID | Sample Date | Lead | Bromodichloromethane | Chloroform | Methylene Chloride |
| | | **NCAC 2L** | **15** | **0.6** | **70** | **5** |
| | | **IMAC Standards** | **--** | **--** | **--** | **--** |
| 92525142 | 14000_LAWTHER_RD_20210302 | 03/02/2021 | <5.0 | <0.50 | **1.2** | <2.0 |
| 92491555 | 14015 ASBURY CHAPEL RD | 08/18/2020 | <5.0 | <0.50 | <0.50 | <2.0 |
| 92492468 | 14015_AC_Rd | 08/25/2020 | <5.0 | <0.50 | **1.5** | <2.0 |
| 92493886 | 14015_AC_RD | 09/02/2020 | <5.0 | <0.50 | **4.4** | <2.0 |
| 92495058 | 14015_AC_RD | 09/10/2020 | <5.0 | <0.50 | <0.50 | <2.0 |
| 92495932 | 14015_AC_RD_20200916 | 09/16/2020 | <5.0 | <0.50 | <0.50 | <2.0 |
| 92497403 | 14015_AC_RD 20200924 | 09/24/2020 | <5.0 | <0.50 | <0.50 | <2.0 |
| 92498133 | 14015_AC_RD_20200930 | 09/30/2020 | <5.0 | <0.50 | <0.50 | <2.0 |
| 92499671 | 14015_AC_RD_20201008 | 10/08/2020 | <5.0 | <0.50 | <0.50 | <2.0 |
| 92499673 | DUP-1 | 10/08/2020 | <5.0 | <0.50 | <0.50 | NA |
| 92500727 | 14015_AC_RD_20201015 | 10/15/2020 | <5.0 | <0.50 | <0.50 | <2.0 |
| 92501814 | 14015_AC_RD_20201022 | 10/22/2020 | <5.0 | <0.50 | <0.50 | <2.0 |
| 92502948 | 14015_AC_RD_20201029 | 10/29/2020 | <5.0 | <0.50 | <0.50 | <2.0 |
| 92504297 | 14015_AC_RD_20201105 | 11/05/2020 | <5.0 | <0.50 | <0.50 | <2.0 |
| 92504300 | DUP-1 | 11/05/2020 | <5.0 | <0.50 | <0.50 | <2.0 |
| 92506055 | 14015_AC_RD | 11/12/2020 | <5.0 | <0.50 | <0.50 | <2.0 |
| 92506038 | FD-111220 | 11/12/2020 | <5.0 | <0.50 | <0.50 | <2.0 |
| 92491361 | 14024_Sims_Rd | 08/17/2020 | <5.0 | <0.50 | <0.50 | <2.0 |
| 92492464 | 14024_Sims_Rd | 08/25/2020 | <5.0 | <0.50 | <0.50 | <2.0 |
| 92494133 | 14024_SIMS_RD | 09/03/2020 | <5.0 | <0.50 | <0.50 | <2.0 |
| 92525135 | 14024_SIMS_RD_20210302 | 03/02/2021 | <5.0 | <0.50 | <0.50 | <2.0 |
| 92558694 | 14024_SIMS_RD_20210831 | 08/31/2021 | <5 | <0.5 | <0.5 | <2 |
| 92493111 | 14037_Lawther_Rd | 08/30/2020 | **37.3** | <0.50 | <0.50 | <2.0 |
| 92495188 | 14037_LAWTHER_RD | 09/11/2020 | **23.1** | <0.50 | <0.50 | <2.0 |
| 92491027 | 14108_HC_Rd | 08/15/2020 | <5.0 | <0.50 | <0.50 | <2.0 |
| 92492688 | 14108_HC_Rd | 08/25/2020 | <5.0 | <0.50 | <0.50 | <2.0 |
| 92491029 | 14226_HC_ Rd | 08/16/2020 | <5.0 | <0.50 | <0.50 | <2.0 |
| 92492685 | 14226_HC_Rd | 08/25/2020 | <5.0 | <0.50 | <0.50 | <2.0 |
| 92493881 | 14226_HC_RD | 09/02/2020 | <5.0 | <0.50 | <0.50 | <2.0 |
| 92493905 | FD_09_02_20 | 09/02/2020 | <5.0 | <0.50 | <0.50 | <2.0 |
| 92495187 | 14226_HC_RD | 09/11/2020 | <5.0 | <0.50 | <0.50 | <2.0 |
| 92495193 | FD-091120 | 09/11/2020 | <5.0 | <0.50 | <0.50 | <2.0 |
| 92495934 | 14226_HC_RD_20200916 | 09/16/2020 | <5.0 | <0.50 | <0.50 | <2.0 |
| 92497413 | 14226_HC_RD_20200924 | 09/24/2020 | <5.0 | <0.50 | <0.50 | <2.0 |
| 92497418 | DUP-1 | 09/24/2020 | <5.0 | <0.50 | <0.50 | <2.0 |

**Table 7**
**Summary of Water Supply Well Sampling Results**

Colonial Pipeline Company
2020-L1-SR2448
Huntersville, North Carolina

| | | | Metals (µg/L) | VOCs (µg/L) | | |
|---|---|---|---|---|---|---|
| Lab Report Number | Sample ID | Sample Date | Lead | Bromodichloromethane | Chloroform | Methylene Chloride |
| | | **NCAC 2L** | **15** | **0.6** | **70** | **5** |
| | | **IMAC Standards** | **--** | **--** | **--** | **--** |
| 92498535 | 14226_HC_RD | 10/01/2020 | **6.1** | <0.50 | <0.50 | <2.0 |
| 92499662 | 14226_HC_RD_20201008 | 10/08/2020 | <5.0 | <0.50 | <0.50 | <2.0 |
| 92500723 | 14226_HC_RD_20201015 | 10/15/2020 | <5.0 | <0.50 | <0.50 | <2.0 |
| 92501813 | 14226_HC_RD_20201022 | 10/22/2020 | <5.0 | <0.50 | <0.50 | <2.0 |
| 92502953 | 14226_HC_RD_20201029 | 10/29/2020 | <5.0 | <0.50 | <0.50 | <2.0 |
| 92504286 | 14226_HC_RD_20201105 | 11/05/2020 | <5.0 | <0.50 | <0.50 | <2.0 |
| 92506051 | 14226_HC_RD | 11/12/2020 | <5.0 | <0.50 | <0.50 | <2.0 |
| 92507396 | 14226_HC_RD | 11/19/2020 | <5.0 | <0.50 | <0.50 | <2.0 |
| 92508028 | 14226_HC_RD_20201124 | 11/24/2020 | <5.0 | <0.50 | <0.50 | <2.0 |
| 92508021 | DUP-1 | 11/24/2020 | <5.0 | <0.50 | <0.50 | <2.0 |
| 92508835 | 14226_HC_RD_20201201 | 12/01/2020 | <5.0 | <0.50 | <0.50 | <2.0 |
| 92510240 | 14226_HC_RD_20201208 | 12/08/2020 | <5.0 | <0.50 | <0.50 | <2.0 |
| 92510245 | DUP-1 | 12/08/2020 | <5.0 | <0.50 | <0.50 | <2.0 |
| 92511927 | 14226_HC_RD_20201215 | 12/15/2020 | <5.0 | <0.50 | <0.50 | <2.0 |
| 92513359 | 14226_HC_RD_20201222 | 12/22/2020 | <5.0 | <0.50 | <0.50 | <2.0 |
| 92513988 | 14226_HC_RD_20201229 | 12/29/2020 | <5.0 | <0.50 | <0.50 | <2.0 |
| 92513991 | DUP-1 | 12/29/2020 | <5.0 | <0.50 | <0.50 | <2.0 |
| 92514751 | 14226_HC_RD_20210105 | 01/05/2021 | <5.0 | <0.50 | <0.50 | <2.0 |
| 92516188 | 14226_HC_RD_2021112 | 01/12/2021 | <5.0 | <0.50 | <0.50 | <2.0 |
| 92517237 | 14226_HC_RD_2021119 | 01/19/2021 | NA | <0.50 | <0.50 | <2.0 |
| 92518581 | 14226_HC_RD_2021126 | 01/26/2021 | <5.0 | <0.50 | <0.50 | <2.0 |
| 92519752 | 14226_HC_RD_20210202 | 02/02/2021 | <5.0 | <0.50 | <0.50 | <2.0 |
| 92519734 | Dup-1 | 02/02/2021 | <5.0 | <0.50 | <0.50 | <2.0 |
| 92521102 | 14226_HC_RD_20210209 | 02/09/2021 | <5.0 | <0.50 | <0.50 | <2.0 |
| 92521104 | DUP-1 | 02/09/2021 | <5.0 | <0.50 | <0.50 | <2.0 |
| 92522445 | 14226_HC_RD_20210216 | 02/16/2021 | <5.0 | <0.50 | <0.50 | <2.0 |
| 92523584 | 14226_HC_RD_20210223 | 02/23/2021 | <5.0 | <0.50 | <0.50 | <2.0 |
| 92525132 | 14226_HC_RD_20210302 | 03/02/2021 | <5.0 | <0.50 | <0.50 | <2.0 |
| 92526623 | 14226_HC_RD_20210309 | 03/09/2021 | <5.0 | <0.50 | <0.50 | <2.0 |
| 92527853 | 14226_HC_RD_20210316 | 03/16/2021 | <5.0 | <0.50 | <0.50 | <2.0 |
| 92529174 | 14226_HC_RD_20210323 | 03/23/2021 | <5 | <0.5 | <0.5 | <2 |
| 92530278 | 14226_HC_RD_20210330 | 03/30/2021 | <5 | <0.5 | <0.5 | <2 |
| 92527887 | DUP-1 | 03/16/2021 | <5.0 | <0.50 | <0.50 | <2.0 |
| 92531398 | 14226_HC_RD_20210406 | 04/06/2021 | <5.0 | <0.50 | <0.50 | <2.0 |
| 92532715 | 14226_HC_RD_20210413 | 04/13/2021 | <5 | <0.5 | <0.5 | <2 |

**Table 7**
**Summary of Water Supply Well Sampling Results**

Colonial Pipeline Company
2020-L1-SR2448
Huntersville, North Carolina

| | | | Metals (µg/L) | VOCs (µg/L) | | |
|---|---|---|---|---|---|---|
| **Lab Report Number** | **Sample ID** | **Sample Date** | **Lead** | **Bromodichloromethane** | **Chloroform** | **Methylene Chloride** |
| | | **NCAC 2L** | **15** | **0.6** | **70** | **5** |
| | | **IMAC Standards** | **--** | **--** | **--** | **--** |
| 92534061 | 14226_HC_RD_20210420 | 04/20/2021 | <5 | <0.5 | <0.5 | <2 |
| 92535397 | 14226_HC_RD_20210427 | 04/27/2021 | <5.0 | <0.50 | <0.50 | <2.0 |
| 92536809 | 14226_HC_RD_20210504 | 05/04/2021 | <5 | <0.5 | <0.5 | <2.0 |
| 92538174 | 14226_HC_RD_20210511 | 05/11/2021 | <5 | <0.5 | <0.5 | <2 |
| 92538175 | DUP-1 | 05/11/2021 | <5 | <0.5 | <0.5 | <2 |
| 92539530 | 14226_HC_RD_20210518 | 05/18/2021 | NA | <0.50 | <0.50 | <2.0 |
| 92539530 | 14226_HC_RD_20210525 | 05/25/2021 | <5 | <0.5 | <0.5 | <2 |
| 92541587 | 14226_HC_RD_20210601 | 06/01/2021 | <5.0 | <0.50 | <0.50 | <2.0 |
| 92543077 | 14226_HC_RD_20210608 | 06/08/2021 | <5.0 | <0.50 | **0.57** | <2.0 |
| 92544299 | 14226_HC_RD_20210615 | 06/15/2021 | <5 | <0.5 | <0.5 | <2 |
| 92545602 | 14226_HC_RD_20210622 | 06/22/2021 | <5 | <0.5 | **0.35J** | <2 |
| 92546853 | 14226_HC_RD_20210629 | 06/29/2021 | <5.0 | <0.50 | <0.50 | <2.0 |
| 92547803 | 14226_HC_RD_20210706 | 07/06/2021 | <5.0 | <0.50 | <0.50 | <2.0 |
| 92547763 | DUP-1 | 07/06/2021 | <5.0 | <0.50 | <0.50 | <2.0 |
| 92549176 | 14226_HC_RD_20210713 | 07/13/2021 | <5.0 | <0.50 | <0.50 | <2.0 |
| 92550627 | 14226_HC_RD_20210720 | 07/20/2021 | <5.0 | <0.50 | <0.50 | <2.0 |
| 92551873 | 14226_HC_RD_20210727 | 07/27/2021 | <5.0 | <0.50 | <0.50 | <2.0 |
| 92551882 | DUP-1 | 07/27/2021 | <5.0 | <0.50 | <0.50 | <2.0 |
| 92553038 | 14226_HC_RD_20210803 | 08/03/2021 | <5.0 | <0.50 | <0.50 | <2.0 |
| 92554456 | 14226_HC_RD_20210810 | 08/10/2021 | **8.8** | <0.5 | <0.50 | <2 |
| 92555774 | 14226_HC_RD_20210817 | 08/17/2021 | <5.0 | <0.50 | <0.50 | <2.0 |
| 92557303 | 14226_HC_RD_20210824 | 08/24/2021 | <5 | <0.5 | <0.5 | <2 |
| 92557292 | Dup-1_20210824 | 08/24/2021 | <5 | <0.5 | <0.5 | <2 |
| 92558704 | 14226_HC_RD_20210831 | 08/31/2021 | <5 | <0.5 | **0.4J** | <2 |
| 92559812 | 14226_HC_RD 20210907 | 09/07/2021 | <5 | <0.5 | <0.5 | <2 |
| 92561215 | 14226_HC_RD_20210914 | 09/14/2021 | <5 | <0.5 | <0.5 | <2 |
| 92562311 | 14226_HC_RD_20210921 | 09/21/2021 | <5.0 | <1 | **0.143J** | <5 |
| 92563643 | 14226_HC_RD_09282021 | 09/28/2021 | <5.0 | <1 | **0.313J** | <5 |
| 92563645 | DUP-1 | 09/28/2021 | <5.0 | <1 | **0.287J** | <5 |
| 92564837 | 14226_HC_RD_20211005 | 10/05/2021 | <5 | <0.5 | <0.5 | <2 |
| 92566380 | 14226_HC_RD_20211012 | 10/12/2021 | **6.3** | <0.5 | <0.5 | <2 |
| 92567634 | 14226_HC_RD_20211019 | 10/19/2021 | <5 | <0.5 | <0.5 | <2 |
| 92568782 | 14226_HC_RD | 10/26/2021 | <5 | <0.5 | <0.5 | <2 |
| 92570047 | 14226_HC_RD | 11/02/2021 | <5 | <0.5 | <0.5 | <2 |
| 92570099 | DUP -1 | 11/02/2021 | <5 | <0.5 | <0.5 | <2 |

**Table 7**
**Summary of Water Supply Well Sampling Results**

Colonial Pipeline Company
2020-L1-SR2448
Huntersville, North Carolina

| | | | Metals (µg/L) | VOCs (µg/L) | | |
|---|---|---|---|---|---|---|
| Lab Report Number | Sample ID | Sample Date | Lead | Bromodichloromethane | Chloroform | Methylene Chloride |
| | | **NCAC 2L** | **15** | **0.6** | **70** | **5** |
| | | **IMAC Standards** | **--** | **--** | **--** | **--** |
| 92571551 | 14226_HC_RD | 11/09/2021 | <5 | <0.5 | <0.5 | <2 |
| 92572763 | 14226_HC_RD | 11/16/2021 | <5 | <0.5 | <0.5 | <2 |
| 92572777 | DUP-1 | 11/16/2021 | <5 | <0.5 | <0.5 | <2 |
| 92574210 | 14226_HC_RD | 11/23/2021 | <5 | <0.5 | <0.5 | <2 |
| 92574800 | 14226_HC_RD | 11/30/2021 | <5 | <0.5 | <0.5 | <2 |
| 92576205 | 14226_HC_RD | 12/07/2021 | <5 | <0.5 | <0.5 | <2 |
| 92577767 | 14226_HC_RD | 12/14/2021 | <5 | <0.5 | <0.5 | <2 |
| 92579396 | 14226_HC_RD | 12/21/2021 | <5 | <0.5 | <0.5 | <2 |
| 92580059 | 14226_HC_RD | 12/28/2021 | <5 | <0.5 | <0.5 | <2 |
| 92580709 | 14226_HC_RD | 01/04/2022 | <5 | <0.5 | <0.5 | <2 |
| 92582055 | 14226_HC_RD | 01/11/2022 | <5 | <0.5 | <0.5 | <2 |
| 92495192 | 14401_HC_RD | 09/11/2020 | <5.0 | <0.50 | <0.50 | <2.0 |
| 92495926 | 14401_HC_RD_20200916 | 09/16/2020 | <5.0 | <0.50 | <0.50 | <2.0 |
| 92497414 | 14401_HC_RD 20200924 | 09/24/2020 | <5.0 | <0.50 | <0.50 | <2.0 |
| 92498534 | 14401_HC_RD | 10/01/2020 | <5.0 | <0.50 | <0.50 | <2.0 |
| 92499663 | 14401_HC_RD_20201008 | 10/08/2020 | <5.0 | <0.50 | <0.50 | <2.0 |
| 92500730 | 14401_HC_RD_20201015 | 10/15/2020 | <5.0 | <0.50 | <0.50 | <2.0 |
| 92501803 | 14401_HC_RD_20201022 | 10/22/2020 | <5.0 | <0.50 | <0.50 | <2.0 |
| 92502940 | 14401_HC_RD_20201029 | 10/29/2020 | <5.0 | <0.50 | <0.50 | <2.0 |
| 92504290 | 14401_HC_RD_20201105 | 11/05/2020 | <5.0 | <0.50 | <0.50 | <2.0 |
| 92506047 | 14401_HC_RD | 11/12/2020 | <5.0 | <0.50 | <0.50 | <2.0 |
| 92507394 | 14401_HC_RD | 11/19/2020 | <5.0 | <0.50 | <0.50 | <2.0 |
| 92508004 | 14401_HC_RD_20201124 | 11/24/2020 | <5.0 | <0.50 | <0.50 | <2.0 |
| 92508717 | 14401_HC_RD_20201201 | 12/01/2020 | **5.8** | <0.50 | <0.50 | <2.0 |
| 92510211 | 14401_HC_RD_20201208 | 12/08/2020 | <5.0 | <0.50 | <0.50 | <2.0 |
| 92512045 | 14401_HC_RD_20201215 | 12/15/2020 | <5.0 | <0.50 | <0.50 | <2.0 |
| 92513372 | 14401_HC_RD_20201222 | 12/22/2020 | <5.0 | <0.50 | <0.50 | <2.0 |
| 92513342 | Dup-1 | 12/22/2020 | <5.0 | <0.50 | <0.50 | <2.0 |
| 92513981 | 14401_HC_RD_20201229 | 12/29/2020 | <5.0 | <0.50 | <0.50 | <2.0 |
| 92514759 | 14401_HC_RD_20210105 | 01/05/2021 | <5.0 | <0.50 | <0.50 | <2.0 |
| 92516197 | 14401_HC_RD_2021112 | 01/12/2021 | <5.0 | <0.50 | <0.50 | <2.0 |
| 92517232 | 14401_HC_RD_2021119 | 01/19/2021 | <5.0 | <0.50 | <0.50 | <2.0 |
| 92518569 | 14401_HC_RD_20211126 | 01/26/2021 | <5.0 | <0.50 | <0.50 | <2.0 |
| 92518564 | DUP-1 | 01/26/2021 | <5.0 | <0.50 | <0.50 | <2.0 |
| 92519739 | 14401_HC_RD_20210202 | 02/02/2021 | <5.0 | <0.50 | <0.50 | <2.0 |
| 92521093 | 14401_HC_RD_20210209 | 02/09/2021 | <5.0 | <0.50 | <0.50 | <2.0 |

**Table 7**
**Summary of Water Supply Well Sampling Results**

Colonial Pipeline Company
2020-L1-SR2448
Huntersville, North Carolina

| | | | Metals (µg/L) | VOCs (µg/L) | | |
|---|---|---|---|---|---|---|
| Lab Report Number | Sample ID | Sample Date | Lead | Bromodichloromethane | Chloroform | Methylene Chloride |
| | | **NCAC 2L** | **15** | **0.6** | **70** | **5** |
| | | **IMAC Standards** | **--** | **--** | **--** | **--** |
| 92522431 | 14401_HC_RD_20210216 | 02/16/2021 | <5.0 | <0.50 | <0.50 | <2.0 |
| 92523581 | 14401_HC_RD_20210223 | 02/23/2021 | <5.0 | <0.50 | <0.50 | <2.0 |
| 92525134 | 14401_HC_RD_20210302 | 03/02/2021 | **10.4** | <0.50 | <0.50 | <2.0 |
| 92526626 | 14401_HC_RD_20210309 | 03/09/2021 | <5.0 | <0.50 | <0.50 | <2.0 |
| 92526621 | DUP-1 | 03/09/2021 | <5.0 | <0.50 | <0.50 | <2.0 |
| 92527871 | 14401_HC_RD_20210316 | 03/16/2021 | <5.0 | <0.50 | <0.50 | <2.0 |
| 92527871 | 14401_HC_RD_20210316 | 03/16/2021 | <5 | <0.5 | <0.5 | <2 |
| 92529145 | 14401_HC_RD_20210323 | 03/23/2021 | **5.5** | <0.5 | <0.5 | <2 |
| 92530273 | 14401_HC_RD_20210330 | 03/30/2021 | <5 | <0.5 | <0.5 | <2 |
| 92531400 | 14401_HC_RD_20210406 | 04/06/2021 | <5.0 | <0.50 | <0.50 | <2.0 |
| 92532719 | 14401_HC_RD_20210413 | 04/13/2021 | **20.4** | <0.5 | <0.5 | <2 |
| 92534072 | 14401_HC_RD_20210420 | 04/20/2021 | <5 | <0.5 | <0.5 | <2 |
| 92535399 | 14401_HC_RD_20210427 | 04/27/2021 | <5.0 | <0.50 | <0.50 | <2.0 |
| 92536814 | 14401_HC_RD_20210504 | 05/04/2021 | **5.1** | <0.5 | <0.5 | <2 |
| 92538161 | 14401_HC_RD_20210511 | 05/11/2021 | <5 | <0.5 | <0.5 | <2 |
| 92539519 | 14401_HC_RD_20210518 | 05/18/2021 | <5.0 | <0.50 | <0.50 | <2.0 |
| 92540621 | 14401_HC_RD_20210525 | 05/25/2021 | <5 | <0.5 | <0.5 | <2 |
| 92541589 | 14401_HC_RD_20210601 | 06/01/2021 | <5.0 | <0.50 | <0.50 | <2.0 |
| 92543081 | 14401_HC_RD_20210608 | 06/08/2021 | <5.0 | <0.50 | <0.50 | <2.0 |
| 92544312 | 14401_HC_RD_20210615 | 06/15/2021 | <5 | <0.5 | <0.5 | <2 |
| 92545598 | 14401_HC_RD_20210622 | 06/22/2021 | <5 | <0.5 | <0.5 | <2 |
| 92546850 | 14401_HC_RD_20210629 | 06/29/2021 | <5.0 | <0.50 | <0.50 | <2.0 |
| 92546846 | Dup-1 | 06/29/2021 | <5.0 | <0.50 | <0.50 | <2.0 |
| 92547811 | 14401_HC_RD_20210706 | 07/06/2021 | <5.0 | <0.50 | <0.50 | <2.0 |
| 92549171 | 14401_HC_RD_20210713 | 07/13/2021 | <5.0 | <0.50 | <0.50 | <2.0 |
| 92550626 | 14401_HC_RD_20210720 | 07/20/2021 | <5.0 | <0.50 | <0.50 | <2.0 |
| 92551854 | 14401_HC_RD_20210727 | 07/27/2021 | <5.0 | <0.50 | <0.50 | <2.0 |
| 92553032 | 14401_HC_RD_20210803 | 08/03/2021 | <5.0 | <0.5 | <0.50 | <2 |
| 92554497 | 14401_HC_RD_20210810 | 08/10/2021 | <5.0 | <0.5 | <0.50 | <2 |
| 92554531 | Dup-1_20210810 | 08/10/2021 | <5 | <0.5 | <0.5 | <2 |
| 92555782 | 14401_HC_RD_20210817 | 08/17/2021 | <5.0 | <0.50 | <0.50 | <2.0 |
| 92557300 | 14401_HC_RD_20210824 | 08/24/2021 | <5 | <0.5 | <0.5 | <2 |
| 92558709 | 14401_HC_RD_20210831 | 08/31/2021 | <5 | <0.5 | <0.5 | <2 |
| 92559806 | 14401_HC_RD 20210907 | 09/07/2021 | <5 | <0.5 | <0.5 | <2 |
| 92559813 | DUP-1_20210907 | 09/07/2021 | <5 | <0.5 | <0.5 | <2 |

**Table 7**
**Summary of Water Supply Well Sampling Results**

Colonial Pipeline Company
2020-L1-SR2448
Huntersville, North Carolina

| | | | Metals (µg/L) | VOCs (µg/L) | | |
|---|---|---|---|---|---|---|
| **Lab Report Number** | **Sample ID** | **Sample Date** | **Lead** | **Bromodichloromethane** | **Chloroform** | **Methylene Chloride** |
| | | **NCAC 2L** | **15** | **0.6** | **70** | **5** |
| | | **IMAC Standards** | **--** | **--** | **--** | **--** |
| 92561217 | 14401_HC_RD_20210914 | 09/14/2021 | <5 | <0.5 | <0.5 | <2 |
| 92562318 | 14401_HC_RD_20210921 | 09/21/2021 | <5.0 | <1 | <5 | <5 |
| 92563651 | 14401_HC_RD_09282021 | 09/28/2021 | <5.0 | <1 | <5 | <5 |
| 92564839 | 14401_HC_RD_20211005 | 10/05/2021 | <5 | <0.5 | <0.5 | <2 |
| 92566385 | 14401_HC_RD_20211012 | 10/12/2021 | **75.3** | <0.5 | <0.5 | <2 |
| 92567628 | 14401_HC_RD | 10/19/2021 | <5 | <0.5 | <0.5 | <2 |
| 92567636 | DUP-1 | 10/19/2021 | <5 | <0.5 | <0.5 | <2 |
| 92568784 | 14401_HC_RD_10262021 | 10/26/2021 | <5 | <0.5 | <0.5 | <2 |
| 92570034 | 14401_HC_RD | 11/02/2021 | <5 | <0.5 | <0.5 | <2 |
| 92571547 | 14401_HC_RD | 11/09/2021 | <5 | <0.5 | <0.5 | <2 |
| 92572754 | 14401_HC_RD | 11/16/2021 | <5 | <0.5 | <0.5 | <2 |
| 92574206 | 14401_HC_RD | 11/23/2021 | **12.5** | <0.5 | <0.5 | <2 |
| 92574217 | DUP-1 | 11/23/2021 | <5 | <0.5 | <0.5 | <2 |
| 92574803 | 14401_HC_RD | 11/30/2021 | <5 | <0.5 | <0.5 | <2 |
| 92576277 | 14401_HC_RD | 12/07/2021 | <5 | <0.5 | <0.5 | <2 |
| 92577750 | 14401_HC_RD | 12/14/2021 | **4.6J** | <0.5 | <0.5 | <2 |
| 92579400 | 14401_HC_RD | 12/21/2021 | **8.1** | <0.5 | <0.5 | <2 |
| 92579410 | DUP-1 | 12/21/2021 | <5 | <0.5 | <0.5 | <2 |
| 92580067 | 14401_HC_RD | 12/28/2021 | <5 | <0.5 | <0.5 | <2 |
| 92580724 | 14401_HC_RD | 01/04/2022 | <5 | <0.5 | <0.5 | <2 |
| 92582043 | 14401_HC_RD | 01/11/2022 | <5 | <0.5 | <0.5 | <2 |
| 92582060 | DUP-1 | 01/11/2022 | <5 | <0.5 | <0.5 | <2 |
| 92492048 | 15104_PL_Dr | 08/22/2020 | NA | NA | NA | NA |
| 92492044 | 15110_PL_ Dr | 08/22/2020 | NA | NA | NA | NA |
| 92492047 | 15120_PL_Dr | 08/22/2020 | NA | NA | NA | NA |
| 92492046 | 15128_PL_ Dr | 08/22/2020 | NA | NA | NA | NA |
| 92492045 | 15136_PL_ Dr | 08/22/2020 | NA | NA | NA | NA |
| 92491031 | 16366_HC_Rd | 08/16/2020 | <5.0 | <0.50 | <0.50 | <2.0 |
| 92492689 | HOA_Lawn | 08/26/2020 | <5.0 | <0.50 | <0.50 | <2.0 |
| 92492686 | FD1_08262020 | 08/26/2020 | <5.0 | <0.50 | <0.50 | <2.0 |
| 92493898 | HOA_LAWN | 09/02/2020 | <5.0 | <0.50 | <0.50 | <2.0 |
| 92495066 | HOA_LAWN | 09/10/2020 | <5.0 | <0.50 | <0.50 | <2.0 |
| 92558692 | HOA_HC_RD_20210831 | 08/31/2021 | **4.8J** | <0.5 | <0.5 | <2 |

**Table 7**
**Summary of Water Supply Well Sampling Results**

Colonial Pipeline Company
2020-L1-SR2448
Huntersville, North Carolina

| | | | Metals (µg/L) | VOCs (µg/L) | | |
|---|---|---|---|---|---|---|
| Lab Report Number | Sample ID | Sample Date | Lead | Bromodichloromethane | Chloroform | Methylene Chloride |
| | | **NCAC 2L** | **15** | **0.6** | **70** | **5** |
| | | **IMAC Standards** | **--** | **--** | **--** | **--** |
| **QC Data** | | | | | | |
| 92497418 | FB-1 | 09/24/2020 | <5.0 | <0.50 | <0.50 | <2.0 |
| 92492469 | Field Blank | 08/25/2020 | <5.0 | <0.50 | <0.50 | **2.1** |
| 92492905 | Field Blank | 08/27/2020 | <5.0 | <0.50 | <0.50 | <2.0 |
| 92492033 | Field_Blank | 08/21/2020 | <5.0 | NA | NA | NA |
| 92492686 | Field_Blank | 08/26/2020 | <5.0 | <0.50 | <0.50 | <2.0 |
| 92493905 | Field_Blank | 09/02/2020 | <5.0 | <0.50 | <0.50 | <2.0 |
| 92494126 | Field_Blank | 09/03/2020 | <0.50 | <0.50 | <0.50 | <2.0 |
| 92495069 | FIELD_BLANK | 09/10/2020 | <5.0 | <0.50 | <0.50 | **3.3** |
| 92495193 | FIELD_BLANK | 09/11/2020 | <5.0 | <0.50 | <0.50 | **3.1** |
| 92495930 | Field_Blank 09-16-2020 | 09/16/2020 | <5.0 | <0.50 | <0.50 | **2.9** |
| 92491368 | FIELD_BLANK_1 | 08/17/2020 | <5.0 | <0.50 | <0.50 | <2.0 |
| 92499673 | FB-1 | 10/08/2020 | <5.0 | <0.50 | <0.50 | <2.0 |
| 92500731 | FB-1 | 10/15/2020 | <5.0 | <0.50 | <0.50 | <2.0 |
| 92501817 | FB-1 | 10/22/2020 | <5.0 | <0.50 | <0.50 | <2.0 |
| 92502957 | FB-1 | 10/29/2020 | <5.0 | <0.50 | <0.50 | <2.0 |
| 92504300 | FB-1 | 11/05/2020 | <5.0 | <0.50 | <0.50 | <2.0 |
| 92506038 | Field Blank | 11/12/2020 | <5.0 | <0.50 | <0.50 | <2.0 |
| 92507391 | Field Blank | 11/19/2020 | <5.0 | <0.50 | <0.50 | <2.0 |
| 92508021 | FB-1 | 11/24/2020 | <5.0 | <0.50 | <0.50 | <2.0 |
| 92508822 | FB-1 | 12/01/2020 | <0.50 | <0.50 | <0.50 | <0.50 |
| 92510245 | FB-1 | 12/08/2020 | <5.0 | <0.50 | <0.50 | <2.0 |
| 92512046 | FB-1 | 12/15/2020 | <5.0 | <0.50 | <0.50 | <2.0 |
| 92513342 | FB-1 | 12/22/2020 | <5.0 | <0.50 | <0.50 | <2.0 |
| 92513991 | FB-1 | 12/29/2020 | <5.0 | <0.50 | <0.50 | <2.0 |
| 92514760 | FB-1 | 01/05/2021 | <5.0 | <0.50 | <0.50 | <2.0 |
| 92516192 | FB-1 | 01/12/2021 | <5.0 | <0.50 | <0.50 | <2.0 |
| 92517218 | FB-1 | 01/19/2021 | <5.0 | <0.50 | <0.50 | <2.0 |
| 92518564 | FB-1 | 01/26/2021 | <5.0 | <0.50 | <0.50 | <2.0 |
| 92519734 | FB-1 | 02/02/2021 | <5.0 | <0.50 | <0.50 | <2.0 |
| 92521104 | FB-1 | 02/09/2021 | <5.0 | <0.50 | <0.50 | <2.0 |
| 92522438 | FB-1 | 02/16/2021 | <5.0 | <0.50 | <0.50 | <2.0 |
| 92523574 | FB-1 | 02/23/2021 | <5.0 | <0.50 | <0.50 | <2.0 |
| 92525144 | FB-1 | 03/02/2021 | <5.0 | <0.50 | <0.50 | <2.0 |
| 92526621 | FB-1 | 03/09/2021 | <5.0 | <0.50 | <0.50 | <2.0 |

**Table 7**
**Summary of Water Supply Well Sampling Results**

Colonial Pipeline Company
2020-L1-SR2448
Huntersville, North Carolina

| | | | Metals (µg/L) | VOCs (µg/L) | | |
|---|---|---|---|---|---|---|
| Lab Report Number | Sample ID | Sample Date | Lead | Bromodichloromethane | Chloroform | Methylene Chloride |
| | | **NCAC 2L** | **15** | **0.6** | **70** | **5** |
| | | **IMAC Standards** | **--** | **--** | **--** | **--** |
| 92527887 | FB-1 | 03/16/2021 | <5.0 | <0.50 | <0.50 | <2.0 |
| 92530286 | FB-1 | 03/30/2021 | <5.0 | <0.50 | <0.50 | <2.0 |
| 92531397 | FB-1 | 04/06/2021 | <5.0 | <0.50 | <0.50 | <2.0 |
| 92535408 | FB-1 | 04/27/2021 | <5.0 | <0.50 | <0.50 | <2.0 |
| 92536817 | FB-1 | 05/04/2021 | <5.0 | <0.5 | <0.50 | <2 |
| 92538175 | FB-1 | 05/11/2021 | <5 | <0.5 | <0.5 | <2 |
| 92539533 | FB-1 | 05/18/2021 | <5.0 | <0.50 | <0.50 | <2.0 |
| 92540633 | FB-1 | 05/25/2021 | <5 | <0.5 | <0.5 | <2 |
| 92541599 | FB-1 | 06/01/2021 | <5.0 | <0.50 | <0.50 | <2.0 |
| 92543084 | FB-1 | 06/08/2021 | <5.0 | <0.50 | <0.50 | <2.0 |
| 92545591 | FB-1 | 06/22/2021 | <5 | <0.5 | <0.5 | <2 |
| 92546846 | FB-1 | 06/29/2021 | <5.0 | <0.50 | <0.50 | <2.0 |
| 92547763 | FB-1 | 07/06/2021 | <5.0 | <0.50 | <0.50 | <2.0 |
| 92549163 | FB-1 | 07/13/2021 | <5.0 | <0.50 | <0.50 | <2.0 |
| 92550622 | FB-1 | 07/20/2021 | <5.0 | <0.50 | <0.50 | <2.0 |
| 92551882 | FB-1 | 07/27/2021 | <5.0 | <0.50 | <0.50 | <2.0 |
| 92553048 | FB-1 | 08/03/2021 | <5.0 | <0.5 | <0.50 | <2 |
| 92554531 | FB-1 | 08/10/2021 | <5 | <0.5 | <0.5 | <2 |
| 92555763 | FB-1 | 08/17/2021 | <5.0 | <0.50 | <0.50 | <2.0 |
| 92557292 | FB-1 | 08/24/2021 | <5 | <0.5 | <0.5 | <2 |
| 92558711 | FB-1 | 08/31/2021 | <5 | <0.5 | <0.5 | <2 |
| 92559813 | FB-1 | 09/07/2021 | <5 | <0.5 | <0.5 | <2 |
| 92561225 | FB-1 | 09/14/2021 | <5 | <0.5 | <0.5 | <2 |
| 92562323 | FB-1 | 09/21/2021 | <5 | <1 | <5 | <5 |
| 92563645 | FB-1 | 09/28/2021 | <5 | <1 | <5 | <5 |
| 92564847 | FB-1* | 10/05/2021 | <5 | <0.5 | <0.5 | <2 |
| 92566386 | FB-1 | 10/12/2021 | <5 | <0.5 | <0.5 | <2 |
| 92567636 | FB-1 | 10/19/2021 | <5 | <0.5 | <0.5 | <2 |
| 92568794 | FB-1 | 10/26/2021 | <5 | <0.5 | <0.5 | <2 |
| 92570099 | FB-1 | 11/02/2021 | <5 | <0.5 | <0.5 | <2 |
| 92571587 | EB-1 | 11/09/2021 | <5 | <0.5 | <0.5 | <2 |
| 92572777 | FB-1 | 11/16/2021 | <5 | <0.5 | <0.5 | <2 |
| 92574217 | FB-1 | 11/23/2021 | <5 | <0.5 | <0.5 | <2 |
| 92574804 | FB-1 | 11/30/2021 | <5 | <0.5 | <0.5 | <2 |
| 92576165 | FB-1 | 12/07/2021 | <5 | <0.5 | <0.5 | <2 |

**Table 7**
**Summary of Water Supply Well Sampling Results**

Colonial Pipeline Company
2020-L1-SR2448
Huntersville, North Carolina

| | | | Metals (µg/L) | VOCs (µg/L) | | |
|---|---|---|---|---|---|---|
| Lab Report Number | Sample ID | Sample Date | Lead | Bromodichloromethane | Chloroform | Methylene Chloride |
| | | **NCAC 2L** | **15** | **0.6** | **70** | **5** |
| | | **IMAC Standards** | **--** | **--** | **--** | **--** |
| 92577788 | FB-1 | 12/14/2021 | <5 | <0.5 | <0.5 | <2 |
| 92579410 | FB-1 | 12/21/2021 | <5 | <0.5 | <0.5 | <2 |
| 92580062 | FB-1 | 12/28/2021 | <5 | <0.5 | <0.5 | <2 |
| 92580733 | FB-1 | 01/04/2022 | <5 | <0.5 | <0.5 | <2 |
| 92582060 | FB-1 | 01/11/2022 | <5 | <0.5 | <0.5 | <2 |
| 92492469 | Trip Blank | 08/25/2020 | NA | <0.50 | <0.50 | <2.0 |
| 92492905 | Trip Blank | 08/27/2020 | NA | <0.50 | <0.50 | <2.0 |
| 92491368 | TRIP_BLANK | 08/17/2020 | NA | <0.50 | <0.50 | <2.0 |
| 92491387 | TRIP_BLANK | 08/18/2020 | NA | <0.50 | <0.50 | <2.0 |
| 92491555 | TRIP_BLANK | 08/18/2020 | NA | <0.50 | <0.50 | <2.0 |
| 92492033 | Trip_Blank | 08/21/2020 | NA | NA | <0.50 | NA |
| 92493111 | Trip_Blank | 08/30/2020 | NA | <0.50 | <0.50 | <2.0 |
| 92493905 | Trip_Blank | 09/02/2020 | NA | <0.50 | <0.50 | <2.0 |
| 92494126 | Trip_Blank | 09/03/2020 | NA | <0.50 | <0.50 | <2.0 |
| 92495069 | TRIP_BLANK | 09/10/2020 | NA | <0.50 | <0.50 | <2.0 |
| 92495193 | TRIP_BLANK | 09/11/2020 | NA | <0.50 | <0.50 | <2.0 |
| 92495930 | Trip_Blank | 09/16/2020 | NA | <0.50 | <0.50 | <2.0 |
| 92497418 | Trip_Blank | 09/24/2020 | NA | <0.50 | <0.50 | <2.0 |
| 92499673 | TRIP BLANK | 10/08/2020 | NA | <0.50 | <0.50 | <2.0 |
| 92500731 | TRIP BLANK | 10/15/2020 | NA | <0.50 | <0.50 | <2.0 |
| 92501817 | TRIP BLANK | 10/22/2020 | NA | <0.50 | <0.50 | <2.0 |
| 92502957 | TRIP BLANK | 10/29/2020 | NA | <0.50 | <0.50 | <2.0 |
| 92504300 | TRIP BLANK | 11/05/2020 | NA | <0.50 | <0.50 | <2.0 |
| 92506038 | Trip Blank | 11/12/2020 | NA | <0.50 | <0.50 | <2.0 |
| 92507391 | Trip Blank | 11/19/2020 | NA | <0.50 | <0.50 | <2.0 |
| 92508021 | Trip Blank | 11/24/2020 | <5.0 | <0.50 | <0.50 | <2.0 |
| 92508822 | Trip Blank | 12/01/2020 | NA | <0.50 | <0.50 | <0.50 |
| 92510245 | Trip Blank | 12/08/2020 | NA | <0.50 | <0.50 | <2.0 |
| 92512046 | Trip Blank | 12/15/2020 | NA | <0.50 | <0.50 | <2.0 |
| 92513342 | Trip Blank | 12/22/2020 | NA | <0.50 | <0.50 | <2.0 |
| 92513991 | Trip Blank | 12/29/2020 | NA | <0.50 | <0.50 | <2.0 |
| 92514760 | TRIP BLANK | 01/05/2021 | NA | <0.50 | <0.50 | <2.0 |
| 92516192 | Trip Blank | 01/12/2021 | NA | <0.50 | <0.50 | <2.0 |
| 92517218 | TRIP BLANK | 01/19/2021 | NA | <0.50 | <0.50 | <2.0 |
| 92518564 | Trip Blank | 01/26/2021 | NA | <0.50 | <0.50 | <2.0 |
| 92519734 | Trip Blank | 02/02/2021 | NA | <0.50 | <0.50 | <2.0 |
| 92521104 | Trip Blank | 02/09/2021 | NA | <0.50 | <0.50 | <2.0 |

**Table 7**
**Summary of Water Supply Well Sampling Results**

Colonial Pipeline Company
2020-L1-SR2448
Huntersville, North Carolina

| | | | Metals (µg/L) | VOCs (µg/L) | | |
|---|---|---|---|---|---|---|
| Lab Report Number | Sample ID | Sample Date | Lead | Bromodichloromethane | Chloroform | Methylene Chloride |
| | | **NCAC 2L** | **15** | **0.6** | **70** | **5** |
| | | **IMAC Standards** | **--** | **--** | **--** | **--** |
| 92522438 | Trip Blank | 02/16/2021 | NA | <0.50 | <0.50 | <2.0 |
| 92523574 | Trip Blank | 02/23/2021 | NA | <0.50 | <0.50 | <2.0 |
| 92525144 | Trip Blank | 03/02/2021 | NA | <0.50 | <0.50 | <2.0 |
| 92526621 | Trip Blank | 03/09/2021 | NA | <0.50 | <0.50 | <2.0 |
| 92527887 | TRIP BLANK | 03/16/2021 | NA | <0.50 | <0.50 | <2.0 |
| 92530286 | Trip Blank | 03/30/2021 | NA | <0.50 | <0.50 | <2.0 |
| 92531397 | TRIP BLANK | 04/06/2021 | NA | <0.50 | <0.50 | <2.0 |
| 92535408 | TRIP BLANK | 04/27/2021 | NA | <0.50 | <0.50 | <2.0 |
| 92536817 | Trip Blank | 05/04/2021 | NA | <0.5 | <0.5 | <2 |
| 92538175 | TRIP BLANK | 05/11/2021 | NA | <0.5 | <0.5 | <2 |
| 92539533 | TRIP BLANK | 05/18/2021 | NA | <0.50 | <0.50 | <2.0 |
| 92540633 | TRIP BLANK | 05/25/2021 | NA | <0.5 | <0.5 | <2 |
| 92541599 | Trip Blank | 06/01/2021 | NA | <0.50 | <0.50 | <2.0 |
| 92543084 | Trip Blank | 06/08/2021 | NA | <0.50 | <0.50 | <2.0 |
| 92545591 | TRIP BLANK | 06/22/2021 | NA | <0.5 | <0.5 | <2 |
| 92546846 | Trip Blank | 06/29/2021 | NA | <0.50 | <0.50 | <2.0 |
| 92547763 | TRIP BLANK | 07/06/2021 | NA | <0.50 | <0.50 | <2.0 |
| 92549163 | Trip Blank | 07/13/2021 | NA | <0.50 | <0.50 | <2.0 |
| 92550622 | Trip Blank | 07/20/2021 | NA | <0.50 | <0.50 | <2.0 |
| 92551882 | Trip Blank | 07/27/2021 | NA | <0.50 | <0.50 | <2.0 |
| 92553048 | TRIP BLANK | 08/03/2021 | NA | <0.5 | <0.50 | <2 |
| 92554531 | Trip Blank | 08/10/2021 | NA | <0.5 | <0.5 | <2 |
| 92555763 | TB | 08/17/2021 | NA | <0.50 | <0.50 | <2.0 |
| 92557292 | Trip Blank | 08/24/2021 | NA | <0.5 | <0.5 | <2 |
| 92558711 | TRIP BLANK | 08/31/2021 | NA | <0.5 | <0.5 | <2 |
| 92559813 | TRIP BLANK | 09/07/2021 | NA | <0.5 | <0.5 | <2 |
| 92562323 | TRIP BLANK | 09/21/2021 | NA | <1 | <5 | **0.466J** |
| 92563645 | TRIP BLANK | 09/28/2021 | NA | <1 | <5 | **0.672J** |
| 92564847 | TRIP BLANK | 10/05/2021 | NA | <0.5 | <0.5 | <2 |
| 92566386 | TRIP BLANK | 10/12/2021 | NA | <0.5 | <0.5 | <2 |
| 92567636 | TRIP BLANK | 10/19/2021 | NA | <0.5 | <0.5 | <2 |
| 92568794 | TRIP BLANK | 10/26/2021 | NA | <0.5 | <0.5 | <2 |
| 92570099 | TRIP BLANK | 11/02/2021 | NA | <0.5 | <0.5 | <2 |
| 92571587 | TRIP BLANK | 11/09/2021 | NA | <0.5 | <0.5 | <2 |
| 92572777 | TRIP BLANK | 11/16/2021 | NA | <0.5 | <0.5 | <2 |
| 92574217 | TRIP BLANK | 11/23/2021 | NA | <0.5 | <0.5 | <2 |
| 92574804 | TRIP BLANK | 11/30/2021 | NA | <0.5 | <0.5 | <2 |
| 92576165 | Trip Blank | 12/07/2021 | NA | <0.5 | <0.5 | <2 |

**Table 7**
**Summary of Water Supply Well Sampling Results**

Colonial Pipeline Company
2020-L1-SR2448
Huntersville, North Carolina

| | | | Metals (µg/L) | VOCs (µg/L) | | |
|---|---|---|---|---|---|---|
| Lab Report Number | Sample ID | Sample Date | Lead | Bromodichloromethane | Chloroform | Methylene Chloride |
| | | **NCAC 2L** | **15** | **0.6** | **70** | **5** |
| | | **IMAC Standards** | **--** | **--** | **--** | **--** |
| 92577788 | TRIP BLANK | 12/14/2021 | NA | <0.5 | <0.5 | <2 |
| 92579410 | TRIP BLANK | 12/21/2021 | NA | <0.5 | <0.5 | <2 |
| 92580062 | TRIP BLANK | 12/28/2021 | NA | <0.5 | <0.5 | <2 |
| 92580733 | TRIP BLANK | 01/04/2022 | NA | <0.5 | <0.5 | <2 |
| 92582060 | TRIP BLANK | 01/11/2022 | NA | <0.5 | <0.5 | <2 |

**Notes:**
All units reported in micrograms per liter (µg/L)
Only detected constituents are shown
Samples beginning with "FD", "Field_Duplicate" and "DUP" are field duplicates and co-samples of the preceeding row
Shading indicates a detection greater than the NCAC 2L Groundwater Standard
Bold text indicates a detection greater than the laboratory reporting limit
NCAC 2L Standard - North Carolina 15A NCAC 2L Groundwater Standard
NA - Not Analyzed
ID - Identification
"<" - Indicates compound was not detected above laboratory reporting limit
J - Estimated concentration below laboratory reporting limit
Lead - Analyzed by Method 6010D
VOCs - Volatile Organic Compounds, analyzed by Method SM 6200B
VPH - Volatile Petroleum Hydrocarbons analyzed by Method MADEP VPH
MADEP - Massachusetts Department of Environmental Protection; as required by North Carolina Department of Environmental Quality
"*" - VPH (C9-C10 Aromatics) was detected in the Field Blank at a J-flagged value of 38.4J on October 5, 2021

**Table 8**
**Summary of Potential Receptor Information**

Colonial Pipeline Company
2020-L1-SR2448
Huntersville, North Carolina

| Well # / Receptor ID | Type | Contact Name | Own/ User/ Both | Contact Phone # | Street Address for Receptor | Receptor Description and Location Details | Latitude / Longitude *(Decimal Degrees)* | Source Status & Use | Connection to Charlotte Water | Purchased by CPC | Distance from source (ft) | Up- or Down-Gradient (if Known) |
|---|---|---|---|---|---|---|---|---|---|---|---|---|
| 13712_HC_RD | N/A | Pegler | Both | N/A | 13712 Huntersville-Concord Rd | Single-Family | 35.41270, -80.81165 | Inactive | Existing | No | >1500 | N/A |
| 13800_HC_RD | N/A | Marlowe | Both | N/A | 13800 Huntersville-Concord Rd | Single-Family | 35.41253, -80.81075 | Inactive | Existing | No | <1500 | N/A |
| 13822_HC_RD | N/A | Ranson | Both | N/A | 13822 Huntersville-Concord Rd | Single-Family | 35.41275, -80.80974 | Abandoned | Existing | Yes | <1500 | N/A |
| 13926A_HC_RD | N/A | Whitby | Own | N/A | 13926 Huntersville-Concord Rd | Single-Family | 35.41259, -80.80790 | Abandoned | Connection added | Yes | <1500 | Down |
| 13926B_HC_RD | N/A | Whitby | Own | N/A | 13900 Huntersville-Concord Rd | Single-Family | 35.41259, -80.80790 | Abandoned | Connection added | Yes | <1500 | Down |
| 14108_HC_RD | N/A | Skinner | Own | N/A | 14108 Huntersville-Concord Rd | Single-Family | 35.41336, -80.80555 | Abandoned | Not Connected | Yes | <1500 | Down |
| 14130 HC RD | -- | Razon | -- | N/A | 14130 Huntersville-Concord Rd | Single-Family | 35.41326, -80.80521 | -- | Existing | No | <1500 | Down |
| 14335 HC RD | -- | Gray | -- | N/A | 14335 Huntersville-Concord Rd | Single-Family | 35.41456, -80.80336 | -- | Existing | No | <1500 | Down |
| 14401_HC_RD | N/A | Gray | Both | N/A | 14401 Huntersville-Concord Rd | Single-Family | 35.41682, -80.80445 | Potable Use | Not Connected | No | <1500 | Down |
| 14226_HC_RD | N/A | Brown | Both | N/A | 14226 Huntersville-Concord Rd | Agricultural, Commercial Production | 35.41335, -80.80356 | Potable Use* | Water line tapped, not connected | No | <1500 | N/A |
| 14000_LAWTHER_RD | N/A | Shinn | Both | N/A | 14000 Lawther Rd | N/A | 35.41185, -80.81036 | Abandoned | Existing | No | <1500 | N/A |
| 13835_AC_RD | N/A | Ward | Both | N/A | 13835 Asbury Chapel Rd | Single-Family | 35.41056, -80.80553 | Potable Use | Water line tapped, not connected | No | <1500 | Down |
| 13923_AC_RD | N/A | Bloch | Both | N/A | 13923 Asbury Chapel Rd | Single-Family | 35.41071, -80.80596 | Abandoned | Existing | No | <1500 | Down |
| 13927 AC RD | -- | Quinn | -- | N/A | 13927 Asbury Chapel Rd | Single-Family | 35.41141, -80.80514 | -- | Existing | No | <1500 | Down |
| 13937 AC RD | -- | Bellet | -- | N/A | 13937 Asbury Chapel Rd | Single-Family | 35.41182, -80.80557 | -- | Connection added | No | <1500 | Down |
| 13945_AC_RD | N/A | Parks | Own | N/A | 13945 Asbury Chapel Rd | Single-Family | 35.41250, -80.80514 | Abandoned | Connection added | Yes | <1500 | Down |
| 14015_AC_RD | N/A | Walker | Both | N/A | 14015 Asbury Chapel Rd | Single-Family | 35.41266, -80.80542 | Abandoned | Connection added | Yes | <1500 | Down |
| 13831_SIMS | N/A | Kern | Both | N/A | 13831 Sims Rd | Single-Family | 35.41107, -80.80028 | Potable Use | Not Connected | No | >1500 | Down |
| 13901_SIMS | N/A | Fehr | Both | N/A | 13901 Sims Rd | Single-Family | 35.41242, -80.80050 | Potable Use | Not Connected | No | >1500 | Down |
| 13920_SIMS | N/A | Weaver | Both | N/A | 13920 Sims Rd | Single-Family | 35.41210, -80.79931 | Potable Use | Not Connected | No | >1500 | Down |
| 14024_SIMS | N/A | Woods | Both | N/A | 14024 Sims Rd | Single-Family | 35.41271, -80.79929 | Potable Use | Not Connected | No | >1500 | Down |
| North Prong, Clark Creek | Creek | Mecklenburg County | N/A | N/A | N/A | N/A | 35.42002, -80.79769 | Creek | N/A | No | >1500 | Down |
| South Prong, Clark Creek | Creek | Brown | N/A | N/A | N/A | N/A | 35.40596, -80.80154 | Creek | N/A | No | >1500 | Down |
| Seep (Brown Field) | Seep | Brown | N/A | N/A | N/A | N/A | 35.41174, -80.80334 | Seep | N/A | No | >1500 | Down |
| Recharge for Deep Aquifers | N/A | N/A | N/A | N/A | N/A | N/A | 35.41263, -80.80557 | Recharge Zone | N/A | No | <1500 | Up |

Notes:

N/A = Data not available

CPC = Colonial Pipeline Company

Exisiting = A connection existed prior to release associated with Incident Number 95827

* = Two wells were located on this property. The potable well is still in use; a disused well was abandoned.

-- = No well exists on this property

**Table 9**
**Summary of System One Operating Data**

Colonial Pipeline Company
2020-L1-SR2448
Huntersville, North Carolina

| Date | Time | Initials | Inlet Temperature (Deg. F) | Outlet Temperature (Deg. F) | Signal (V) | Flame Ox VFD Speed (%) | Blower VFD Speed (%) | Vacuum (Inches of $H_2O$) |
|---|---|---|---|---|---|---|---|---|
| 12/15/2020 | System operational | | | | | | | |
| To | | | | | | | | |
| 12/23/2020 | | | | | | | | |
| 12/24/2020 | System offline for monthly gauging | | | | | | | |
| 12/25/2020 | | | | | | | | |
| 12/26/2020 | | | | | | | | |
| 12/27/2020 | System operational | | | | | | | |
| 12/28/2020 | System offline for system modification (piping modifications) | | | | | | | |
| 12/29/2020 | | | | | | | | |
| 12/30/2020 | | | | | | | | |
| 12/31/2020 | System operational | | | | | | | |
| To | | | | | | | | |
| 1/19/2021 | | | | | | | | |
| 1/20/2021 | System offline for system modification | | | | | | | |
| 1/21/2021 | System operational | | | | | | | |
| To | | | | | | | | |
| 1/28/2021 | | | | | | | | |
| 1/29/2021 | System offline for system modification | | | | | | | |
| 1/30/2021 | | | | | | | | |
| 1/31/2021 | System offline for monthly gauging | | | | | | | |
| 2/1/2021 | | | | | | | | |
| 2/2/2021 | | | | | | | | |
| 2/3/2021 | System operational | | | | | | | |
| To | | | | | | | | |
| 2/8/2021 | | | | | | | | |

**Table 9**
**Summary of System One Operating Data**

Colonial Pipeline Company
2020-L1-SR2448
Huntersville, North Carolina

| Date | Time | Initials | Inlet Temperature (Deg. F) | Outlet Temperature (Deg. F) | Signal (V) | Flame Ox VFD Speed (%) | Blower VFD Speed (%) | Vacuum (Inches of $H_2O$) |
|---|---|---|---|---|---|---|---|---|
| 2/9/2021 | System offline for component replacement (replace ThermOx with FlameOx) | | | | | | | |
| To | | | | | | | | |
| 3/20/2021 | | | | | | | | |
| 3/21/2021 | System offline for maintenance | | | | | | | |
| 3/22/2021 | | | | | | | | |
| 3/23/2021 | | | | | | | | |
| 3/24/2021 | System operational | | | | | | | |
| To | | | | | | | | |
| 3/30/2021 | | | | | | | | |
| 3/31/2021 | System offline for monthly gauging | | | | | | | |
| 4/1/2021 | | | | | | | | |
| 4/2/2021 | | | | | | | | |
| 4/3/2021 | System operational | | | | | | | |
| To | | | | | | | | |
| 4/12/2021 | | | | | | | | |
| 4/13/2021 | System offline for component replacement (replace blower) | | | | | | | |
| 4/14/2021 | | | | | | | | |
| 4/15/2021 | System offline for maintenance | | | | | | | |
| 4/16/2021 | System operational | | | | | | | |
| To | | | | | | | | |
| 4/27/2021 | | | | | | | | |
| 4/28/2021 | System offline for monthly gauging | | | | | | | |
| 4/29/2021 | | | | | | | | |
| 4/30/2021 | | | | | | | | |
| 5/1/2021 | System operational | | | | | | | |
| To | | | | | | | | |
| 5/11/2021 | | | | | | | | |

**Table 9**
**Summary of System One Operating Data**

Colonial Pipeline Company
2020-L1-SR2448
Huntersville, North Carolina

| Date | Time | Initials | Inlet Temperature (Deg. F) | Outlet Temperature (Deg. F) | Signal (V) | Flame Ox VFD Speed (%) | Blower VFD Speed (%) | Vacuum (Inches of $H_2O$) |
|---|---|---|---|---|---|---|---|---|
| 5/12/2021 | System offline for pump optimization | | | | | | | |
| 5/13/2021 | | | | | | | | |
| 5/14/2021 | System operational | | | | | | | |
| To | | | | | | | | |
| 5/16/2021 | | | | | | | | |
| 5/17/2021 | System offline for monthly gauging | | | | | | | |
| 5/18/2021 | | | | | | | | |
| 5/19/2021 | System operational | | | | | | | |
| To | | | | | | | | |
| 5/24/2021 | | | | | | | | |
| 5/25/2021 | System offline for monthly gauging | | | | | | | |
| 5/26/2021 | | | | | | | | |
| 5/27/2021 | | | | | | | | |
| 5/28/2021 | System operational | | | | | | | |
| To | | | | | | | | |
| 5/30/2021 | | | | | | | | |
| 5/31/2021 | System offline for monthly gauging | | | | | | | |
| 6/1/2021 | | | | | | | | |
| 6/2/2021 | System operational | | | | | | | |
| To | | | | | | | | |
| 6/7/2021 | | | | | | | | |
| 6/8/2021 | System offline for pump optimization | | | | | | | |
| 6/9/2021 | | | | | | | | |
| 6/10/2021 | System operational | | | | | | | |
| To | | | | | | | | |
| 6/14/2021 | | | | | | | | |
| 6/15/2021 | System offline 18 hours for pump optimization | | | | | | | |

**Table 9**
**Summary of System One Operating Data**

Colonial Pipeline Company
2020-L1-SR2448
Huntersville, North Carolina

| Date | Time | Initials | Inlet Temperature (Deg. F) | Outlet Temperature (Deg. F) | Signal (V) | Flame Ox VFD Speed (%) | Blower VFD Speed (%) | Vacuum (Inches of $H_2O$) |
|---|---|---|---|---|---|---|---|---|
| 6/15/2021 | 6:55 | JPS | 1653 | 1574 | - | NM | 45.7 | 25 |
| 6/15/2021 | 15:20 | JPS | 1397 | 1333 | - | NM | 45.7 | 25 |
| 6/15/2021 | 17:29 | JPS | 1738 | 1648 | - | NM | 45.7 | 35 |
| 6/16/2021 | 6:52 | JPS | 1751 | 1657 | - | NM | 45.7 | 35 |
| 6/16/2021 | 15:55 | JPS | 1752 | 1655 | - | NM | 45.7 | 35 |
| 6/17/2021 | 6:45 | JPS | 1751 | 1654 | - | NM | 45.7 | 35 |
| 6/17/2021 | 13:41 | JPS | 1753 | 1656 | - | NM | 47.7 | 35 |
| 6/17/2021 | 17:10 | JPS | 1770 | 1668 | - | NM | 47.7 | 35 |
| 6/18/2021 | 9:02 | JPS | 1750 | 1617 | - | NM | 47.7 | 35 |
| 6/18/2021 | 11:25 | MT | 1754 | 1656 | - | NM | 45.7 | 35 |
| 6/18/2021 | 15:25 | MT | 1751 | 1659 | - | NM | 45.7 | 35 |
| 6/19/2021 | 7:25 | MT | 1760 | 1657 | - | NM | 45.7 | 35 |
| 6/19/2021 | 12:39 | MT | 1742 | 1652 | - | NM | 45.7 | 35 |
| 6/19/2021 | 15:35 | MT | 1745 | 1651 | - | NM | 45.7 | 35 |
| 6/20/2021 | 9:25 | KZ | 1752 | 1655 | - | NM | 45.7 | 35 |
| 6/20/2021 | 15:48 | KZ | 1766 | 1664 | - | NM | 45.7 | 35 |
| 6/21/2021 | 8:40 | BC | 1751 | 1652 | - | NM | NM | 35 |
| 6/21/2021 | 16:42 | BC | 1739 | 1651 | - | NM | 45.7 | 35 |
| 6/22/2021 | 7:30 | BC | 1756 | 1654 | - | NM | 45.7 | 35 |
| 6/22/2021 | 17:35 | BC | 1749 | 1650 | - | NM | 45.7 | 35 |
| 6/23/2021 | 7:36 | BC | 1685 | 1652 | - | NM | 45.7 | 35 |
| 6/23/2021 | 16:27 | BC | 1756 | 1656 | - | NM | 45.7 | 35 |
| 6/24/2021 | 8:34 | BC | 1756 | 1652 | - | NM | 45.7 | 35 |
| 6/24/2021 | 14:22 | BC | 1756 | 1657 | - | NM | 45.7 | 35 |
| 6/24/2021 | 16:45 | BC | 1757 | 1652 | - | NM | 45.7 | 35 |

**Table 9**
**Summary of System One Operating Data**

Colonial Pipeline Company
2020-L1-SR2448
Huntersville, North Carolina

| Date | Time | Initials | Inlet Temperature (Deg. F) | Outlet Temperature (Deg. F) | Signal (V) | Flame Ox VFD Speed (%) | Blower VFD Speed (%) | Vacuum (Inches of $H_2O$) |
|---|---|---|---|---|---|---|---|---|
| 6/25/2021 | 9:30 | BC | 1733 | 1643 | - | NM | 45.7 | 35 |
| 6/25/2021 | 12:54 | BC | 1754 | 1653 | - | NM | 45.7 | 35 |
| 6/25/2021 | 15:50 | BC | 1755 | 1653 | - | NM | 45.7 | 35 |
| 6/25/2021 | 16:54 | BC | 1760 | 1656 | - | NM | 45.7 | 35 |
| 6/26/2021 | 8:01 | BC | 1757 | 1656 | - | NM | 45.7 | 35 |
| 6/26/2021 | 13:12 | BC | 1751 | 1651 | - | NM | 45.7 | 35 |
| 6/26/2021 | 16:27 | BC | 1759 | 1654 | - | NM | 45.7 | 35 |
| 6/27/2021 | 10:47 | BC | 1752 | 1653 | - | NM | 45.7 | 34 |
| 6/27/2021 | 16:00 | BC | 1737 | 1644 | - | NM | 45.7 | 34 |
| 6/28/2021 | 9:21 | BC | 1754 | 1650 | - | NM | 45.7 | 35 |
| 6/28/2021 | 16:00 | BC | 1412 | 1356 | - | NM | 45.7 | 35 |
| 6/28/2021 | 17:35 | BC | 1409 | 1380 | - | NM | 45.7 | 35 |
| 6/29/2021 | 11:16 | BC | 1441 | 1399 | - | NM | 45.7 | 35 |
| 6/29/2021 | 16:15 | BC | 1388 | 1285 | - | NM | 45.7 | 35 |
| 6/30/2021 | 8:52 | BC | 1523 | 1475 | - | NM | 45.7 | 35 |
| 7/3/2021 | 15:05 | MT | 1563 | 1510 | - | NM | 45.7 | 30 |
| 7/4/2021 | 8:50 | KZ | 1707 | 1615 | - | NM | 45.7 | 34 |
| 7/4/2021 | 15:40 | KZ | 1654 | 1566 | - | NM | 45.7 | 34 |
| 7/5/2021 | 8:25 | KZ | 1622 | 1543 | - | NM | 45.7 | 33 |
| 7/6/2021 | 11:05 | JDS | 1586 | 1524 | - | 40.0 | 82.2 | 34 |
| 7/6/2021 | 13:01 | JDS | 1646 | 1565 | - | 40.0 | 81.4 | 34 |
| 7/6/2021 | 16:00 | JDS | 1757 | 1651 | - | 70.1 | 81.0 | 34 |
| 7/7/2021 | 6:17 | JPS | 1748 | 16565 | - | 60.1 | 81.0 | 30 |
| 7/7/2021 | 8:43 | JDS | 1749 | 1653 | - | 57.1 | 82.6 | 30 |
| 7/7/2021 | 13:39 | JDS | 1757 | 1652 | - | 70.7 | 81.1 | 30 |

**Table 9**
**Summary of System One Operating Data**

Colonial Pipeline Company
2020-L1-SR2448
Huntersville, North Carolina

| Date | Time | Initials | Inlet Temperature (Deg. F) | Outlet Temperature (Deg. F) | Signal (V) | Flame Ox VFD Speed (%) | Blower VFD Speed (%) | Vacuum (Inches of $H_2O$) |
|---|---|---|---|---|---|---|---|---|
| 7/8/2021 | 6:53 | BC | 1760 | 1656 | - | 59.8 | 82.2 | 30 |
| 7/8/2021 | 8:05 | JDS | 1753 | 1654 | - | 61.8 | 82.3 | 30 |
| 7/8/2021 | 11:52 | JDS | 1746 | 1650 | - | 56.6 | 82.3 | 30 |
| 7/8/2021 | 16:13 | JDS | 1749 | 1649 | - | 57.0 | 81.1 | 30 |
| 7/9/2021 | 8:10 | BC | 1755 | 1650 | - | 61.4 | 82.6 | 30 |
| 7/9/2021 | 11:58 | JDS | 1761 | 1654 | - | 71.5 | 81.2 | 30 |
| 7/9/2021 | 15:47 | JDS | 1752 | 1650 | - | 63.9 | 82.4 | 31 |
| 7/10/2021 | System offline 4.5 hours for O&M | | | | | | | |
| 7/10/2021 | 12:48 | BC | 1771 | 1670 | - | 59.4 | 80.8 | 30 |
| 7/10/2021 | 14:56 | BC | 1746 | 1654 | - | 55.8 | 80.9 | 30 |
| 7/10/2021 | 16:01 | JDS | 1742 | 1645 | - | 51.2 | 80.2 | 30 |
| 7/11/2021 | 6:48 | BC | 1749 | 1654 | - | 54.1 | 82.2 | 30 |
| 7/11/2021 | 15:30 | MT | 1757 | 1650 | - | 62.5 | 79.9 | 30 |
| 7/12/2021 | 8:48 | JDS | 1744 | 1650 | - | 52.7 | 82.5 | 30 |
| 7/12/2021 | 12:31 | MT | 1744 | 1652 | - | 59.6 | 81.4 | 30 |
| 7/12/2021 | 15:15 | MT | 1758 | 1662 | - | 53.2 | 81.0 | 30 |
| 7/12/2021 | 16:39 | JDS | 1744 | 1644 | - | 56.4 | 80.8 | 30 |
| 7/13/2021 | 9:12 | BC | 1750 | 1655 | - | 61.2 | 81.0 | 30 |
| 7/13/2021 | 15:57 | JDS | 1401 | 1336 | - | 40.0 | 76.8 | 0 |
| 7/13/2021 | 16:02 | BC | 1403 | 1342 | - | 40.0 | 76.8 | 0 |
| 7/14/2021 | 9:14 | BC | 1404 | 1338 | - | 40.0 | 78.7 | 0 |
| 7/14/2021 | 13:36 | BC | 1400 | 1339 | - | 40.0 | 78.7 | 0 |
| 7/14/2021 | 17:13 | BC | 1407 | 1341 | - | 40.0 | 78.7 | 0 |
| 7/15/2021 | 10:55 | BC | 1693 | 1613 | - | 40.0 | 80.8 | 18 |
| 7/15/2021 | 16:35 | BC | 1713 | 1620 | - | 70.4 | 79.5 | 18 |
| 7/16/2021 | 7:52 | BC | 1624 | 1554 | - | 40.0 | 81.8 | 25 |
| 7/16/2021 | 10:48 | BC | 1754 | 1664 | - | 60.1 | 83.3 | 40 |
| 7/16/2021 | 16:50 | BC | 1749 | 1652 | - | 75.8 | 82.8 | 25 |

**Table 9**
**Summary of System One Operating Data**

Colonial Pipeline Company
2020-L1-SR2448
Huntersville, North Carolina

| Date | Time | Initials | Inlet Temperature (Deg. F) | Outlet Temperature (Deg. F) | Signal (V) | Flame Ox VFD Speed (%) | Blower VFD Speed (%) | Vacuum (Inches of $H_2O$) |
|---|---|---|---|---|---|---|---|---|
| 7/17/2021 | 10:58 | KZ | 1756 | 1660 | - | 56.3 | 81.6 | 25 |
| 7/17/2021 | 15:20 | KZ | 1754 | 1652 | - | 67.9 | 80.3 | 25 |
| 7/18/2021 | 9:35 | KZ | 1741 | 1649 | - | 47.9 | 82.3 | 25 |
| 7/18/2021 | 13:35 | KZ | 1748 | 1653 | - | 53.2 | 81.8 | 25 |
| 7/18/2021 | 16:45 | KZ | 1747 | 1652 | - | 60.3 | 80.9 | 25 |
| 7/19/2021 | 7:31 | BC | 1748 | 1656 | - | 55.4 | 81.0 | 25 |
| 7/19/2021 | 11:16 | BC | 1768 | 1677 | - | 84.4 | 81.1 | 25 |
| 7/20/2021 | 8:15 | JDS | 1761 | 1657 | - | 64.2 | 83.2 | 25 |
| 7/20/2021 | 12:31 | JDS | 1739 | 1651 | - | 83.3 | 83.0 | 30 |
| 7/20/2021 | 16:48 | JDS | 1759 | 1656 | - | 70.0 | 83.0 | 31 |
| 7/20/2021 | System offline for O&M | | | | | | | |
| 7/21/2021 | 10:52 | JDS | 1761 | 1656 | - | 71.2 | 83.5 | 30 |
| 7/21/2021 | 10:58 | BC | 1757 | 1656 | - | 70.0 | 83.2 | 35 |
| 7/21/2021 | 14:04 | BC | 1743 | 1652 | - | 80.4 | 82.2 | 30 |
| 7/21/2021 | 16:34 | BC | 1742 | 1651 | - | 54.2 | 82.1 | 30 |
| 7/22/2021 | 8:29 | JDS | 1748 | 1651 | - | 72.0 | 85.0 | 30 |
| 7/22/2021 | 12:19 | BC | 1773 | 1668 | - | 68.8 | 84.0 | 30 |
| 7/22/2021 | 16:46 | BC | 1759 | 1660 | - | 70.8 | 83.1 | 30 |
| 7/23/2021 | 7:43 | BC | 1746 | 1652 | - | 61.1 | 85.4 | 30 |
| 7/23/2021 | 11:44 | JDS | 1754 | 1657 | - | 59.6 | 84.1 | 29 |
| 7/23/2021 | 17:13 | JDS | 1759 | 1655 | - | 65.1 | 83.3 | 30 |
| 7/24/2021 | 7:48 | JDS | 1750 | 1655 | - | 62.9 | 85.1 | 32 |
| 7/24/2021 | 13:03 | JDS | 1745 | 1655 | - | 84.0 | 83.9 | 33 |
| 7/24/2021 | 16:02 | CDR | 1750 | 1655 | - | 82.6 | 84.9 | 30 |

**Table 9**
**Summary of System One Operating Data**

Colonial Pipeline Company
2020-L1-SR2448
Huntersville, North Carolina

| Date | Time | Initials | Inlet Temperature (Deg. F) | Outlet Temperature (Deg. F) | Signal (V) | Flame Ox VFD Speed (%) | Blower VFD Speed (%) | Vacuum (Inches of $H_2O$) |
|---|---|---|---|---|---|---|---|---|
| 7/25/2021 | 8:08 | CDR | 1749 | 1654 | - | 47.3 | 84.9 | 30 |
| 7/25/2021 | 13:15 | KZ | 1696 | 1608 | - | 40.0 | 83.7 | 30 |
| 7/25/2021 | 15:45 | - | 1701 | 1613 | - | 40.0 | 83.3 | 30 |
| 7/26/2021 | 7:59 | BC | 0:00 | 1656 | - | 75.8 | 83.2 | 30 |
| 7/26/2021 | 11:36 | JDS | 1392 | 1327 | - | 40.0 | 80.6 | 0 |
| 7/26/2021 | 16:22 | JDS | 1402 | 1338 | - | 40.0 | 80.2 | 0 |
| 7/27/2021 | 6:53 | JDS | 1401 | 1338 | - | 40.0 | 81.8 | 0 |
| 7/27/2021 | 12:10 | JDS | 1403 | 1342 | - | 40.0 | 80.9 | 0 |
| 7/27/2021 | 17:10 | BC | 1397 | 1334 | - | 40.0 | 80.8 | 0 |
| 7/28/2021 | 11:23 | BC | 1738 | 1647 | - | 76.5 | 83.7 | 30 |
| 7/28/2021 | 14:00 | BC | 1747 | 1655 | - | 58.8 | 82.6 | 30 |
| 7/28/2021 | 16:25 | JDS | 1748 | 1650 | - | 40.0 | 82.5 | 31 |
| 7/29/2021 | 8:05 | BC | 1582 | 1534 | - | 40.0 | 84.3 | 25 |
| 7/29/2021 | 11:42 | JDS | 1734 | 1638 | - | 40.0 | 83.4 | 29 |
| 7/29/2021 | 16:56 | BC | 1741 | 1647 | - | 40.0 | 83.7 | 29 |
| 7/30/2021 | 7:38 | BC | 1669 | 1587 | - | 40.0 | 83.0 | 26 |
| 7/30/2021 | 12:11 | BC | 1691 | 1603 | - | 40.0 | 83.9 | 28 |
| 7/30/2021 | 16:23 | JDS | 1748 | 1656 | - | 52.2 | 83.0 | 30 |
| 7/31/2021 | 7:40 | JDS | 1750 | 1653 | - | 51.2 | 85.6 | 30 |
| 7/31/2021 | 11:48 | JDS | 1727 | 1639 | - | 40.0 | 84.5 | 30 |
| 7/31/2021 | 15:55 | CDR | 1742 | 1645 | - | 40.0 | 83.5 | 30 |
| 8/1/2021 | 7:25 | CDR | 1748 | 1653 | - | 42.8 | 55.2 | 30 |
| 8/1/2021 | 13:20 | KZ | 1730 | 1633 | - | 40.0 | 83.2 | 30 |
| 8/1/2021 | 17:00 | KZ | 1729 | 1637 | - | 40.0 | 84.1 | 30 |
| 8/2/2021 | 7:44 | JDS | 1716 | 1629 | - | 40.0 | 86.5 | 30 |
| 8/2/2021 | 12:07 | JDS | 1745 | 1656 | - | 63.6 | 85.7 | 30 |
| 8/2/2021 | 17:08 | JDS | 1749 | 1651 | - | 64.4 | 85.0 | 30 |

**Table 9**
**Summary of System One Operating Data**

Colonial Pipeline Company
2020-L1-SR2448
Huntersville, North Carolina

| Date | Time | Initials | Inlet Temperature (Deg. F) | Outlet Temperature (Deg. F) | Signal (V) | Flame Ox VFD Speed (%) | Blower VFD Speed (%) | Vacuum (Inches of $H_2O$) |
|---|---|---|---|---|---|---|---|---|
| 8/3/2021 | 7:53 | BC | 1754 | 1656 | 5.0 | 63.7 | 87.7 | 30 |
| 8/3/2021 | 13:09 | JDS | 1746 | 1658 | 5.0 | 58.2 | 87.9 | 30 |
| 8/3/2021 | 16:52 | JDS | 1744 | 1650 | 5.0 | 47.7 | 86.1 | 30 |
| 8/4/2021 | 7:38 | JDS | 1751 | 1659 | 5.0 | 55.8 | 88.1 | 30 |
| 8/4/2021 | 12:29 | JDS | 1747 | 1656 | 5.0 | 46.8 | 82.1 | 30 |
| 8/4/2021 | 16:14 | BC | 1747 | 1554 | 5.0 | 57.2 | 86.5 | 30 |
| 8/5/2021 | 7:38 | BC | 1739 | 1646 | 5.0 | 52.7 | 88.2 | 30 |
| 8/5/2021 | 12:13 | BC | 1747 | 1654 | 5.0 | 68.6 | 86.9 | 30 |
| 8/5/2021 | 12:15 | System offline for component replacement (pressure relief valve) | | | | | | |
| 8/5/2021 | 16:00 | BC | 1777 | 1694 | 5.0 | 96.9 | 61.7 | 30 |
| 8/5/2021 | 17:05 | BC | 1742 | 1651 | 5.0 | 77.0 | 60.1 | 25 |
| 8/6/2021 | 9:05 | BC | 1778 | 1688 | 5.0 | 88.1 | 63.3 | 30 |
| 8/6/2021 | 12:55 | BC | 1746 | 1657 | 5.0 | 95.4 | 61.8 | 30 |
| 8/6/2021 | 15:27 | CDR | 1741 | 1656 | 5.0 | 89.7 | 61.9 | 30 |
| 8/7/2021 | 7:36 | JDS | 1747 | 1646 | 5.0 | 89.1 | 63.9 | 30 |
| 8/7/2021 | 11:40 | JDS | 1743 | 1656 | 5.0 | 90.9 | 63.4 | 31 |
| 8/7/2021 | 15:35 | CDR | 1844 | 1747 | 5.0 | 100.0 | 62.9 | 35 |
| 8/8/2021 | 8:42 | KZ | 1790 | 1698 | 5.0 | 100.0 | 64.4 | 35 |
| 8/8/2021 | 12:36 | CDR | 1842 | 1741 | 5.0 | 100.0 | 63.3 | 35 |
| 8/8/2021 | 15:27 | CDR | 1833 | 1730 | 5.0 | 100.0 | 62.6 | 35 |
| 8/9/2021 | 6:45 | MT | System offline for O&M | | | | | |
| 8/12/2021 | 14:22 | BC | 1772 | 1679 | 5.0 | 74.1 | 66.7 | 30 |
| 8/12/2021 | 15:16 | BC | 1722 | 1624 | 5.0 | 82.4 | 65.9 | 25 |
| 8/12/2021 | 17:00 | BC | 1751 | 1657 | 5.0 | 66.1 | 65.5 | 25 |

**Table 9**
**Summary of System One Operating Data**

Colonial Pipeline Company
2020-L1-SR2448
Huntersville, North Carolina

| Date | Time | Initials | Inlet Temperature (Deg. F) | Outlet Temperature (Deg. F) | Signal (V) | Flame Ox VFD Speed (%) | Blower VFD Speed (%) | Vacuum (Inches of $H_2O$) |
|---|---|---|---|---|---|---|---|---|
| 8/13/2021 | 8:51 | BC | 1750 | 1656 | 5.0 | 72.5 | 67.3 | 25 |
| 8/13/2021 | 12:50 | JDS | 1741 | 1644 | 5.0 | 65.0 | 66.3 | 30 |
| 8/13/2021 | 16:32 | JDS | 1741 | 1654 | 5.0 | 95.2 | 62.3 | 30 |
| 8/14/2021 | 8:55 | JPS | 1749 | 1647 | 5.0 | 58.9 | 66.9 | 25 |
| 8/14/2021 | 12:16 | CA | 1745 | 1649 | 5.0 | 69.8 | 65.8 | 25 |
| 8/15/2021 | 7:32 | KZ | 1750 | 1656 | 5.0 | 69.4 | 67.8 | 25 |
| 8/15/2021 | 12:22 | KZ | 1764 | 1667 | 5.0 | 62.2 | 66.6 | 25 |
| 8/15/2021 | 15:53 | KZ | 1763 | 1669 | 5.0 | 77.6 | 66.3 | 25 |
| 8/16/2021 | 7:38 | JOS | 1749 | 1656 | 5.0 | 77.9 | 67.7 | 30 |
| 8/16/2021 | 11:53 | JOS | 1750 | 1657 | 5.0 | 70.3 | 67.1 | 30 |
| 8/16/2021 | 15:50 | JOS | 1741 | 1646 | 5.0 | 87.3 | 67.3 | 25 |
| 8/17/2021 | 7:34 | JOS | 1743 | 1651 | 5.0 | 80.3 | 68.1 | 25 |
| 8/17/2021 | 12:00 | JOS | 1575 | 1509 | 5.0 | 40.0 | 65.9 | 20 |
| 8/17/2021 | 17:11 | JOS | 1750 | 1653 | 5.0 | 73.9 | 66.4 | 25 |
| 8/18/2021 | 7:49 | JOS | 1746 | 1655 | 5.0 | 78.4 | 68.0 | 25 |
| 8/18/2021 | 11:27 | JOS | 1743 | 1650 | 5.0 | 81.1 | 67.4 | 25 |
| 8/18/2021 | 16:17 | JOS | 1738 | 1650 | 5.0 | 89.7 | 66.7 | 25 |
| 8/19/2021 | 7:55 | BC | 1740 | 1651 | 5.0 | 82.3 | 68.1 | 26 |
| 8/19/2021 | 13:01 | JOS | 1742 | 1653 | 5.0 | 89.8 | 66.6 | 25 |
| 8/19/2021 | 17:12 | JOS | 1741 | 1646 | 5.0 | 81.5 | 66.2 | 25 |
| 8/20/2021 | 8:34 | JOS | 1745 | 1653 | 5.0 | 69.7 | 68.1 | 25 |
| 8/20/2021 | 11:21 | JOS | 1749 | 1656 | 5.0 | 79.2 | 67.8 | 26 |
| 8/20/2021 | System offline for O&M | | | | | | | |
| 8/20/2021 | 16:42 | JOS | 1780 | 1700 | 5.0 | 40.0 | 65.3 | 22 |

**Table 9**
**Summary of System One Operating Data**

Colonial Pipeline Company
2020-L1-SR2448
Huntersville, North Carolina

| Date | Time | Initials | Inlet Temperature (Deg. F) | Outlet Temperature (Deg. F) | Signal (V) | Flame Ox VFD Speed (%) | Blower VFD Speed (%) | Vacuum (Inches of $H_2O$) |
|---|---|---|---|---|---|---|---|---|
| 8/21/2021 | 8:18 | BC | 1754 | 1655 | 5.0 | 45.6 | 68.0 | 22 |
| 8/21/2021 | 13:18 | JOS | 1754 | 1665 | 5.0 | 88.2 | 67.0 | 27 |
| 8/21/2021 | 15:27 | JOS | 1752 | 1658 | 5.0 | 76.2 | 66.6 | 27 |
| 8/22/2021 | 7:55 | KZ | 1736 | 1647 | 5.0 | 82.4 | 68.4 | 27 |
| 8/22/2021 | 12:55 | KZ | 1739 | 1652 | 5.0 | 92.4 | 66.9 | 27 |
| 8/22/2021 | 16:13 | KZ | 1735 | 1652 | 5.0 | 94.9 | 66.5 | 27 |
| 8/22/2021 | 17:05 | KZ | 1728 | 1632 | 5.0 | 79.2 | 65.9 | 25 |
| 8/23/2021 | 7:38 | BC | 1744 | 1654 | 5.0 | 85.0 | 67.9 | 25 |
| 8/23/2021 | 12:41 | BC | 1742 | 1651 | 5.0 | 71.5 | 66.2 | 25 |
| 8/23/2021 | 16:51 | JDS | 1748 | 1654 | 5.0 | 69.1 | 66.4 | 25 |
| 8/24/2021 | 7:26 | BC | 1796 | 1652 | 5.0 | 76.8 | 68.4 | 26 |
| 8/24/2021 | 12:25 | JDS | 1745 | 1652 | 5.0 | 79.9 | 67.4 | 26 |
| 8/24/2021 | 15:41 | JDS | 1743 | 1648 | 5.0 | 84.1 | 66.6 | 26 |
| 8/25/2021 | 7:33 | BC | 1736 | 1651 | 5.0 | 87.1 | 69.1 | 26 |
| 8/25/2021 | 12:17 | BC | 1556 | 1482 | 5.0 | 40.0 | 64.6 | 14 |
| 8/25/2021 | 16:09 | BC | 1399 | 1333 | 5.0 | 40.0 | 62.1 | 0 |
| 8/26/2021 | 7:45 | BC | 1408 | 1342 | 5.0 | 40.0 | 64.4 | 0 |
| 8/26/2021 | 15:30 | System Restart | | | | | | |
| 8/26/2021 | 17:08 | BC | 1801 | 1711 | 5.0 | 64.3 | 67.8 | 26 |
| 8/26/2021 | 17:12 | BC | 1786 | 1679 | 5.0 | 42.1 | 67.8 | 20 |
| 8/27/2021 | 7:34 | BC | 1847 | 1747 | 5.0 | 55.8 | 70.1 | 28 |
| 8/27/2021 | 13:56 | JDS | 1836 | 1744 | 5.0 | 100.0 | 69.1 | 32 |
| 8/27/2021 | 16:23 | JDS | 1739 | 1640 | 5.0 | 61.8 | 67.5 | 22 |
| 8/28/2021 | 6:50 | MT | 1749 | 1655 | 5.0 | 65.9 | 68.6 | 20 |
| 8/28/2021 | 11:20 | MT | 1747 | 1653 | 5.0 | 63.1 | 67.7 | 23 |
| 8/28/2021 | 15:23 | MT | 1753 | 1657 | 5.0 | 59.9 | 68.9 | 23 |
| 8/29/2021 | 7:45 | KZ | 1744 | 1649 | 5.0 | 55.7 | 69.0 | 23 |
| 8/29/2021 | 12:28 | KZ | 1755 | 1659 | 5.0 | 65.4 | 67.2 | 23 |

**Table 9**
**Summary of System One Operating Data**

Colonial Pipeline Company
2020-L1-SR2448
Huntersville, North Carolina

| Date | Time | Initials | Inlet Temperature (Deg. F) | Outlet Temperature (Deg. F) | Signal (V) | Flame Ox VFD Speed (%) | Blower VFD Speed (%) | Vacuum (Inches of $H_2O$) |
|---|---|---|---|---|---|---|---|---|
| 8/29/2021 | 15:40 | KZ | 1743 | 1652 | 5.0 | 69.7 | 66.4 | 23 |
| 8/30/2021 | 7:45 | JDS | 1749 | 1656 | 5.0 | 66.0 | 69.8 | 23 |
| 8/30/2021 | 11:40 | MT | 1740 | 1654 | 5.0 | 87.5 | 68.4 | 28 |
| 8/30/2021 | 16:34 | JDS | 1748 | 1654 | 5.0 | 82.1 | 67.0 | 25 |
| 8/31/2021 | 8:31 | JDS | 1745 | 1652 | 5.0 | 72.3 | 69.3 | 25 |
| 8/31/2021 | 13:04 | JDS | 1753 | 1660 | 5.0 | 74.2 | 67.9 | 26 |
| 8/31/2021 | 15:24 | System Offline (pump tie in) | | | | | | |
| 8/31/2021 | 16:47 | JDS | 1753 | 1670 | 5.0 | 40.0 | 66.9 | 24 |
| 9/1/2021 | 7:40 | BC | 1746 | 1650 | 5.0 | 68.5 | 68.3 | 24 |
| 9/1/2021 | 12:38 | JDS | 1754 | 1655 | 5.0 | 55.6 | 68.1 | 25 |
| 9/1/2021 | 15:56 | JDS | 1778 | 1672 | 5.0 | 68.1 | 67.4 | 25 |
| 9/2/2021 | 7:43 | BC | 1745 | 1650 | 5.0 | 48.5 | 69.8 | 24 |
| 9/2/2021 | 13:01 | JDS | 1754 | 1661 | 5.0 | 69.2 | 68.8 | 25 |
| 9/2/2021 | 15:56 | JDS | 1745 | 1651 | 5.0 | 69.2 | 69.6 | 30 |
| 9/3/2021 | 6:58 | JDS | 1758 | 1663 | 5.0 | 73.2 | 70.3 | 22 |
| 9/3/2021 | 10:32 | System Offline (Generator Service) | | | | | | |
| 9/3/2021 | 11:36 | JDS | 1799 | 1714 | 5.0 | 40.0 | 69.6 | 25 |
| 9/4/2021 | 8:42 | CA | 1733 | 1643 | 5.0 | 62.1 | 70.2 | 24 |
| 9/4/2021 | 13:14 | CA | 1751 | 1658 | 5.0 | 71.8 | 68.7 | 24 |
| 9/4/2021 | 16:00 | CA | 1761 | 1663 | 5.0 | 65.8 | 68.4 | 24 |
| 9/5/2021 | 7:48 | KZ | 1738 | 1645 | 5.0 | 43.2 | 70.0 | 24 |
| 9/5/2021 | 12:25 | KZ | 1747 | 1656 | 5.0 | 71.6 | 68.5 | 25 |
| 9/5/2021 | 16:25 | KZ | 1742 | 1654 | 5.0 | 86.8 | 67.8 | 25 |
| 9/6/2021 | 7:55 | KZ | 1739 | 1656 | 5.0 | 90.6 | 69.7 | 25 |
| 9/6/2021 | 13:10 | KZ | 1744 | 1651 | 5.0 | 62.2 | 68.8 | 25 |
| 9/6/2021 | 15:24 | KZ | 1748 | 1655 | 5.0 | 68.7 | 68.4 | 24 |
| 9/7/2021 | 7:18 | BC | 1748 | 1657 | 5.0 | 68.0 | 70.5 | 24 |
| 9/7/2021 | 13:07 | BC | 1745 | 1656 | 5.0 | 70.6 | 68.5 | 24 |

**Table 9**
**Summary of System One Operating Data**

Colonial Pipeline Company
2020-L1-SR2448
Huntersville, North Carolina

| Date | Time | Initials | Inlet Temperature (Deg. F) | Outlet Temperature (Deg. F) | Signal (V) | Flame Ox VFD Speed (%) | Blower VFD Speed (%) | Vacuum (Inches of $H_2O$) |
|---|---|---|---|---|---|---|---|---|
| 9/7/2021 | 16:59 | JDS | 1747 | 1652 | 5.0 | 67.8 | 68.4 | 24 |
| 9/8/2021 | 7:00 | JDS | 1746 | 1652 | 5.0 | 74.0 | 69.7 | 25 |
| 9/8/2021 | 12:22 | BC | 1747 | 1651 | 5.0 | 58.1 | 68.9 | 24 |
| 9/8/2021 | 16:16 | BC | 1745 | 1654 | 5.0 | 76.4 | 68.4 | 24 |
| 9/9/2021 | 7:52 | BC | 1737 | 1645 | 5.0 | 73.2 | 69.5 | 25 |
| 9/9/2021 | 12:01 | BC | 1755 | 1661 | 5.0 | 74.8 | 69.2 | 25 |
| 9/9/2021 | 15:48 | JDS | 1739 | 1650 | 5.0 | 73.3 | 68.9 | 24 |
| 9/10/2021 | 11:00 | System Offline (pump tie in) | | | | | | |
| 9/10/2021 | 12:48 | BC | 1765 | 1677 | 5.0 | 51.4 | 69.9 | 24 |
| 9/10/2021 | 16:44 | BC | 1744 | 1648 | 5.0 | 65.1 | 68.8 | 24 |
| 9/11/2021 | 7:31 | JDS | 1753 | 1660 | 5.0 | 58.6 | 71.4 | 24 |
| 9/11/2021 | 12:04 | JDS | 1749 | 1657 | 5.0 | 65.0 | 69.8 | 24 |
| 9/11/2021 | 16:04 | JDS | 1744 | 1650 | 5.0 | 66.7 | 69.4 | 24 |
| 9/12/2021 | 8:00 | KZ | 1743 | 1647 | 5.0 | 53.7 | 71.5 | 25 |
| 9/12/2021 | 12:00 | KZ | 1748 | 1653 | 5.0 | 54.4 | 69.9 | 25 |
| 9/12/2021 | 15:45 | KZ | 1747 | 1653 | 5.0 | 74.9 | 68.8 | 25 |
| 9/13/2021 | 7:38 | BC | 1742 | 1650 | 5.0 | 67.0 | 71.3 | 24 |
| 9/13/2021 | 13:35 | BC | 1751 | 1646 | 5.0 | 70.3 | 69.2 | 24 |
| 9/13/2021 | 15:57 | JOS | 1748 | 1653 | 5.0 | 87.9 | 68.7 | 24 |
| 9/14/2021 | 7:30 | JOS | 1743 | 1653 | 5.0 | 82.4 | 70.8 | 24 |
| 9/14/2021 | System Offline for O&M | | | | | | | |
| 9/14/2021 | 17:38 | JOS | 1755 | 1671 | 5.0 | 40.0 | 67.9 | 24 |
| 9/15/2021 | System Offline SVE Blower Fault | | | | | | | |
| 9/15/2021 | 8:44 | BC | 1557 | 1496 | 5.0 | 40.0 | 67.2 | 20 |
| 9/15/2021 | 12:25 | BC | 1392 | 1322 | 5.0 | 40.0 | 62.7 | 0 |
| 9/15/2021 | 15:49 | JOS | 1401 | 1344 | 5.0 | 40.0 | 62.7 | 1 |
| 9/15/2021 | 22:00 | System Fault | | | | | | |
| 9/16/2021 | 7:30 | System Start Up | | | | | | |

**Table 9**
**Summary of System One Operating Data**

Colonial Pipeline Company
2020-L1-SR2448
Huntersville, North Carolina

| Date | Time | Initials | Inlet Temperature (Deg. F) | Outlet Temperature (Deg. F) | Signal (V) | Flame Ox VFD Speed (%) | Blower VFD Speed (%) | Vacuum (Inches of $H_2O$) |
|---|---|---|---|---|---|---|---|---|
| 9/16/2021 | 11:10 | System Offline for Generator Servicing | | | | | | |
| 9/16/2021 | 14:10 | System Start Up | | | | | | |
| 9/16/2021 | 14:21 | System Fault | | | | | | |
| 9/16/2021 | 17:30 | System Start Up | | | | | | |
| 9/16/2021 | 17:50 | BC | 1692 | 1627 | 5.0 | 40.0 | 66.9 | 24 |
| 9/16/2021 | 18:44 | System Fault | | | | | | |
| 9/17/2021 | 13:55 | System Start Up | | | | | | |
| 9/17/2021 | 17:10 | JDS | 1687 | 1603 | 5.0 | 40.0 | 67.6 | 22 |
| 9/18/2021 | 6:55 | JDS | 1695 | 1597 | 5.0 | 40.0 | 39.3 | 24 |
| 9/18/2021 | 12:35 | JDS | 1777 | 1680 | 5.0 | 55.8 | 70.1 | 25 |
| 9/18/2021 | 16:07 | JDS | 1744 | 1654 | 5.0 | 51.0 | 69.2 | 26 |
| 9/19/2021 | 7:45 | KZ | 1746 | 1657 | 5.0 | 45.0 | 71.2 | 25 |
| 9/19/2021 | 12:59 | KZ | 1753 | 1656 | 5.0 | 48.0 | 69.8 | 25 |
| 9/19/2021 | 16:08 | KZ | 1745 | 1651 | 5.0 | 46.5 | 69.2 | 25 |
| 9/20/2021 | 7:57 | BC | 1748 | 1655 | 5.0 | 55.6 | 71.2 | 25 |
| 9/20/2021 | 12:47 | JDS | 1744 | 1654 | 5.0 | 48.8 | 70.5 | 26 |
| 9/20/2021 | 16:14 | JDS | 1746 | 1656 | 5.0 | 50.2 | 70.2 | 26 |
| 9/21/2021 | 8:20 | BC | 1744 | 1653 | 5.0 | 51.6 | 71.8 | 25 |
| 9/21/2021 | 12:53 | JDS | 1747 | 1655 | 5.0 | 51.4 | 71.6 | 26 |
| 9/21/2021 | 16:41 | MT | 1742 | 1654 | 5.0 | 51.5 | 71.7 | 26 |
| 9/22/2021 | 7:25 | BC | 1743 | 1659 | 5.0 | 48.3 | 71.1 | 26 |
| 9/22/2021 | 14:19 | BC | 1398 | 1338 | 5.0 | 40.0 | 66.1 | 4 |
| 9/22/2021 | 15:51 | JDS | 1405 | 1347 | 5.0 | 40.0 | 65.7 | 4 |
| 9/23/2021 | 7:31 | BC | 1402 | 1342 | 5.0 | 40.0 | 68.2 | 4 |
| 9/23/2021 | 13:05 | BC | 1402 | 1340 | 5.0 | 40.0 | 68.3 | 4 |
| 9/23/2021 | 14:00 | Change Out Generator | | | | | | |
| 9/23/2021 | 16:50 | JDS | 1745 | 1652 | 5.0 | 56.0 | 70.7 | 25 |
| 9/24/2021 | 8:03 | BC | 1746 | 1653 | 5.0 | 45.8 | 73.1 | 25 |

**Table 9**
**Summary of System One Operating Data**

Colonial Pipeline Company
2020-L1-SR2448
Huntersville, North Carolina

| Date | Time | Initials | Inlet Temperature (Deg. F) | Outlet Temperature (Deg. F) | Signal (V) | Flame Ox VFD Speed (%) | Blower VFD Speed (%) | Vacuum (Inches of $H_2O$) |
|---|---|---|---|---|---|---|---|---|
| 9/24/2021 | 11:39 | BC | 1746 | 1651 | 5.0 | 54.4 | 72.8 | 28 |
| 9/24/2021 | 16:52 | JSH | 1744 | 1648 | 5.0 | 48.7 | 71.7 | 28 |
| 9/25/2021 | 8:45 | JDS | 177 | 1653 | 5.0 | 51.9 | 73.8 | 28 |
| 9/25/2021 | 11:54 | JDS | 1741 | 1653 | 5.0 | 58.1 | 72.5 | 28 |
| 9/25/2021 | 15:38 | BC | 1732 | 1651 | 5.0 | 64.1 | 71.7 | 28 |
| 9/26/2021 | 8:05 | KZ | 1734 | 1654 | 5.0 | 67.7 | 74.1 | 30 |
| 9/26/2021 | 12:20 | KZ | 1738 | 1655 | 5.0 | 61.0 | 72.2 | 30 |
| 9/26/2021 | 16:40 | KZ | 1732 | 1650 | 5.0 | 63.2 | 71.6 | 30 |
| 9/27/2021 | 8:16 | BC | 1735 | 1645 | 5.0 | 50.8 | 74.0 | 30 |
| 9/27/2021 | 12:50 | BC | 1746 | 1652 | 5.0 | 56.0 | 70.9 | 30 |
| 9/27/2021 | 16:15 | BC | 1739 | 1654 | 5.0 | 60.5 | 70.9 | 30 |
| 9/28/2021 | 8:05 | BC | 1739 | 1644 | 5.0 | 49.5 | 73.0 | 30 |
| 9/28/2021 | 13:59 | BC | 1750 | 1658 | 5.0 | 51.1 | 70.6 | 30 |
| 9/28/2021 | 16:48 | BC | 1745 | 1652 | 5.0 | 49.8 | 70.6 | 30 |
| 9/29/2021 | 7:32 | JDS | 1747 | 1654 | 5.0 | 51.7 | 73.1 | 29 |
| 9/29/2021 | 12:10 | MT | 1741 | 1654 | 5.0 | 57.7 | 71.5 | 28 |
| 9/29/2021 | 16:13 | JDS | 1745 | 1653 | 5.0 | 54.6 | 70.7 | 30 |
| 9/30/2021 | 7:34 | JDS | 1742 | 1653 | 5.0 | 55.4 | 73.6 | 30 |
| 9/30/2021 | 11:57 | JDS | 1731 | 1646 | 5.0 | 59.4 | 73.3 | 32 |
| 9/30/2021 | 15:58 | JDS | 1741 | 1653 | 5.0 | 66.8 | 72.6 | 34 |
| 10/1/2021 | 8:58 | JDS | 1739 | 1655 | 5.0 | 58.7 | 74.7 | 34 |
| 10/1/2021 | 17:03 | BC | 1736 | 1651 | 5.0 | 70.3 | 73.1 | 34 |
| 10/2/2021 | 7:25 | MT | 1727 | 1654 | 5.0 | 64.1 | 75.1 | 33 |
| 10/2/2021 | 11:09 | MT | 1739 | 1655 | 5.0 | 69.4 | 73.9 | 33 |
| 10/2/2021 | 15:19 | MT | 1742 | 1656 | 5.0 | 75.3 | 72.6 | 33 |
| 10/3/2021 | 7:42 | JDS | 1739 | 1653 | 5.0 | 67.4 | 74.6 | 33 |
| 10/3/2021 | 12:33 | JDS | 1738 | 1655 | 5.0 | 66.1 | 73.3 | 34 |
| 10/3/2021 | 15:22 | JDS | 1739 | 1649 | 5.0 | 81.9 | 73.1 | 35 |

**Table 9**
**Summary of System One Operating Data**

Colonial Pipeline Company
2020-L1-SR2448
Huntersville, North Carolina

| Date | Time | Initials | Inlet Temperature (Deg. F) | Outlet Temperature (Deg. F) | Signal (V) | Flame Ox VFD Speed (%) | Blower VFD Speed (%) | Vacuum (Inches of $H_2O$) |
|---|---|---|---|---|---|---|---|---|
| 10/3/2021 | 15:32 | JDS | 1466 | 1338 | 5.0 | 35.0 | 61.4 | 115 |
| 10/4/2021 | 8:00 | JDS | 1734 | 1649 | 5.0 | 78.5 | 74.6 | 38 |
| 10/4/2021 | 12:03 | Jsh | 1740 | 1654 | 5.0 | 69.8 | 74.2 | 38 |
| 10/4/2021 | 16:18 | Jsh | 1743 | 1656 | 5.0 | 76.8 | 73.9 | 38 |
| 10/5/2021 | 7:53 | Jsh | 1731 | 1647 | 5.0 | 74.0 | 75.5 | 38 |
| 10/5/2021 | 12:30 | Jsh | 1739 | 1657 | 5.0 | 65.0 | 74.4 | 38 |
| 10/5/2021 | 17:12 | MT | 1738 | 1648 | 5.0 | 71.6 | 73.9 | 35 |
| 10/6/2021 | 7:43 | Jsh | 1741 | 1658 | 5.0 | 76.1 | 75.4 | 38 |
| 10/6/2021 | 13:07 | Jsh | 1739 | 1654 | 5.0 | 79.2 | 74.5 | 38 |
| 10/6/2021 | 16:23 | Jsh | 1741 | 1653 | 5.0 | 76.1 | 74.0 | 36 |
| 10/7/2021 | 7:40 | Jsh | 1737 | 1655 | 5.0 | 69.0 | 75.0 | 37 |
| 10/7/2021 | 11:20 | Jsh | 1735 | 1653 | 5.0 | 68.1 | 75.1 | 37 |
| 10/7/2021 | 16:58 | MT | 1736 | 1653 | 5.0 | 70.3 | 73.5 | 34 |
| 10/8/2021 | 7:30 | MT | 1738 | 1653 | 5.0 | 5.0 | 75.8 | 75.2 |
| 10/8/2021 | 11:53 | MT | 1740 | 1655 | 5.0 | 72.1 | 73.1 | 34 |
| 10/8/2021 | 15:49 | MT | 1740 | 1656 | 5.0 | 72.4 | 71.3 | 35 |
| 10/9/2021 | 7:44 | Jsh | 1744 | 1654 | 5.0 | 54.4 | 73.2 | 28 |
| 10/9/2021 | 11:35 | Jsh | 1744 | 1656 | 5.0 | 66.9 | 74.9 | 32 |
| 10/9/2021 | 16:16 | CDR | 1738 | 1655 | 5.0 | 74.1 | 72.6 | 33 |
| 10/10/2021 | 8:21 | KZ | 1735 | 1651 | 5.0 | 63.8 | 75.4 | 34 |
| 10/10/2021 | 12:20 | KZ | 1737 | 1657 | 5.0 | 64.3 | 74.1 | 33 |
| 10/10/2021 | 15:12 | KZ | 1733 | 1649 | 5.0 | 67.3 | 73.4 | 34 |
| 10/11/2021 | 7:38 | BC | 1733 | 1651 | 5.0 | 64.4 | 75.1 | 34 |
| 10/11/2021 | 11:50 | Power Failure | | | | | | |
| 10/11/2021 | 17:09 | JDS | 1740 | 1668 | 5.0 | 58.6 | 66.6 | 32 |
| 10/12/2021 | 8:07 | JDS | 1788 | 1714 | 5.0 | 40.0 | 69.8 | 32 |
| 10/12/2021 | 12:44 | BC | 1740 | 1657 | 5.0 | 64.1 | 68.0 | 32 |
| 10/12/2021 | 16:28 | JDS | 1736 | 1651 | 5.0 | 66.0 | 67.9 | 30 |

**Table 9**
**Summary of System One Operating Data**

Colonial Pipeline Company
2020-L1-SR2448
Huntersville, North Carolina

| Date | Time | Initials | Inlet Temperature (Deg. F) | Outlet Temperature (Deg. F) | Signal (V) | Flame Ox VFD Speed (%) | Blower VFD Speed (%) | Vacuum (Inches of $H_2O$) |
|---|---|---|---|---|---|---|---|---|
| 10/13/2021 | 7:53 | BC | 1738 | 1652 | 5.0 | 65.6 | 70.1 | 32 |
| 10/13/2021 | 11:48 | BC | 1738 | 1653 | 5.0 | 65.4 | 68.6 | 32 |
| 10/13/2021 | 13:17 | JDS | 1739 | 1652 | 5.0 | 68.7 | 68.1 | 32 |
| 10/14/2021 | 11:34 | JDS | 1757 | 1674 | 5.0 | 53.7 | 66.9 | 28 |
| 10/14/2021 | 16:58 | BC | 1750 | 1655 | 5.0 | 44.7 | 68.9 | 25 |
| 10/15/2021 | 7:50 | BC | 1752 | 1656 | 5.0 | 46.3 | 71.0 | 25 |
| 10/15/2021 | 13:13 | Jsh | 1747 | 1652 | 5.0 | 48.5 | 68.8 | 26 |
| 10/15/2021 | 16:51 | BC | 1752 | 1653 | 5.0 | 45.7 | 68.7 | 25 |
| 10/16/2021 | 7:53 | BC | 1751 | 1652 | 5.0 | 47.9 | 69.9 | 28 |
| 10/16/2021 | 12:24 | BC | 1736 | 1655 | 5.0 | 66.8 | 70.3 | 30 |
| 10/16/2021 | 15:44 | BC | 1741 | 1655 | 5.0 | 57.1 | 71.0 | 30 |
| 10/17/2021 | 9:06 | KZ | 1746 | 1657 | 5.0 | 54.0 | 73.7 | 30 |
| 10/17/2021 | 12:18 | KZ | 1742 | 1652 | 5.0 | 50.7 | 72.7 | 30 |
| 10/17/2021 | 16:10 | KZ | 1738 | 1648 | 5.0 | 53.5 | 71.9 | 31 |
| 10/18/2021 | 8:23 | BC | 1785 | 1709 | 5.0 | 51.8 | 76.6 | 34 |
| 10/18/2021 | 12:17 | BC | 1741 | 1655 | 5.0 | 76.8 | 73.3 | 36 |
| 10/18/2021 | 16:26 | BC | 1762 | 1676 | 5.0 | 83.6 | 73.0 | 38 |
| 10/19/2021 | 7:40 | BC | 1741 | 1657 | 5.0 | 78.7 | 75.1 | 36 |
| 10/19/2021 | 13:25 | JDS | 1742 | 1652 | 5.0 | 77.7 | 71.2 | 38 |
| 10/19/2021 | 15:27 | Jsh | 1743 | 1656 | 5.0 | 73.6 | 72.8 | 38 |
| 10/20/2021 | 11:38 | JDS | 1737 | 1654 | 5.0 | 66.7 | 74.0 | 38 |
| 10/20/2021 | 15:31 | JDS | 1746 | 1672 | 5.0 | 60.1 | 72.3 | 32 |
| 10/21/2021 | 7:48 | JDS | 1739 | 1655 | 5.0 | 74.2 | 75.3 | 38 |
| 10/21/2021 | 12:56 | Jsh | 1393 | 1395 | 5.0 | 40.0 | 67.1 | 18 |
| 10/21/2021 | 16:15 | JDS | 1738 | 1650 | 5.0 | 55.2 | 71.3 | 30 |
| 10/22/2021 | 8:38 | JDS | 1739 | 1657 | 5.0 | 62.5 | 73.2 | 32 |
| 10/22/2021 | 11:13 | System Offline (propane tank relocation) | | | | | | |
| 10/22/2021 | 16:43 | JDS | 1735 | 1655 | 5.0 | 67.1 | 72.7 | 38 |

**Table 9**
**Summary of System One Operating Data**

Colonial Pipeline Company
2020-L1-SR2448
Huntersville, North Carolina

| Date | Time | Initials | Inlet Temperature (Deg. F) | Outlet Temperature (Deg. F) | Signal (V) | Flame Ox VFD Speed (%) | Blower VFD Speed (%) | Vacuum (Inches of $H_2O$) |
|---|---|---|---|---|---|---|---|---|
| 10/23/2021 | 8:14 | MT | 1736 | 1656 | 5.0 | 62.0 | 74.8 | 36 |
| 10/23/2021 | 11:40 | MT | 1738 | 1658 | 5.0 | 66.4 | 73.8 | 36 |
| 10/23/2021 | 15:24 | MT | 1736 | 1656 | 5.0 | 66.1 | 72.9 | 36 |
| 10/24/2021 | 8:04 | KZ | 1738 | 1657 | 5.0 | 64.1 | 75.2 | 36 |
| 10/24/2021 | 12:35 | KZ | 1734 | 1651 | 5.0 | 65.0 | 73.5 | 36 |
| 10/24/2021 | 15:41 | KZ | 1738 | 1652 | 5.0 | 66.3 | 72.8 | 36 |
| 10/25/2021 | 8:08 | JDS | 1752 | 1672 | 5.0 | 40.0 | 72.5 | 32 |
| 10/25/2021 | 12:50 | Jsh | 1744 | 1656 | 5.0 | 56.6 | 70.8 | 36 |
| 10/25/2021 | 16:37 | JDS | 1747 | 1652 | 5.0 | 52.1 | 70.6 | 32 |
| 10/26/2021 | 8:05 | JDS | 1741 | 1649 | 5.0 | 70.0 | 74.5 | 37 |
| 10/26/2021 | 13:31 | Jsh | 1395 | 1334 | 5.0 | 40.0 | 66.3 | 8 |
| 10/26/2021 | 16:09 | JDS | 1403 | 1345 | 5.0 | 40.0 | 66.3 | 4 |
| 10/27/2021 | 7:28 | MT | 1402 | 1345 | 5.0 | 40.0 | 68.3 | 4 |
| 10/27/2021 | 12:24 | BC | 1399 | 1338 | 5.0 | 40.0 | 67.2 | 4 |
| 10/27/2021 | 17:03 | JDS | 1400 | 1339 | 5.0 | 40.0 | 66.9 | 4 |
| 10/28/2021 | 7:26 | BC | 1532 | 1382 | 5.0 | 30.0 | 66.5 | 116 |
| 10/28/2021 | 12:01 | JDS | 1410 | 1340 | 5.0 | 40.0 | 68.7 | 6 |
| 10/28/2021 | 15:39 | MT | 1738 | 1656 | 5.0 | 65.7 | 62.3 | 37 |
| 10/29/2021 | 9:31 | JSH | 1733 | 1654 | 5.0 | 62.1 | 74.5 | 40 |
| 10/29/2021 | 15:45 | Jsh | 1743 | 1653 | 5.0 | 82.9 | 74.2 | 38 |
| 10/30/2021 | 7:54 | BC | 1727 | 1645 | 5.0 | 60.4 | 74.7 | 38 |
| 10/30/2021 | 12:33 | BC | 1796 | 1725 | 5.0 | 48.1 | 73.5 | 38 |
| 10/30/2021 | 15:50 | BC | 1744 | 1650 | 5.0 | 81.6 | 73.5 | 38 |
| 10/31/2021 | 7:55 | KZ | 1735 | 1651 | 5.0 | 54.7 | 74.5 | 38 |
| 10/31/2021 | 12:40 | KZ | 1737 | 1651 | 5.0 | 61.6 | 73.6 | 38 |
| 10/31/2021 | 16:02 | KZ | 1739 | 1653 | 5.0 | 61.3 | 73.3 | 38 |
| 10/31/2021 | 23:01 | System Offline (oxidizer fault) | | | | | | |
| 11/1/2021 | 10:40 | JDS | 1759 | 1686 | 5.0 | 72.1 | 76.0 | 38 |

**Table 9**
**Summary of System One Operating Data**

Colonial Pipeline Company
2020-L1-SR2448
Huntersville, North Carolina

| Date | Time | Initials | Inlet Temperature (Deg. F) | Outlet Temperature (Deg. F) | Signal (V) | Flame Ox VFD Speed (%) | Blower VFD Speed (%) | Vacuum (Inches of $H_2O$) |
|---|---|---|---|---|---|---|---|---|
| 11/1/2021 | 15:31 | MT | 1738 | 1653 | 5.0 | 54.7 | 71.3 | 37 |
| 11/1/2021 | 16:05 | JDS | 1740 | 1656 | 5.0 | 55.4 | 71.2 | 36 |
| 11/2/2021 | 7:40 | BC | 1737 | 1651 | 5.0 | 58.7 | 72.9 | 36 |
| 11/2/2021 | 8:33 | System Offline (blower maintenance) | | | | | | |
| 11/3/2021 | 16:04 | JDS | 1739 | 1655 | 5.0 | 55.9 | 71.8 | 34 |
| 11/4/2021 | 7:40 | JDS | 1738 | 1654 | 5.0 | 60.1 | 73.0 | 37 |
| 11/4/2021 | 12:52 | JDS | 1738 | 1656 | 5.0 | 65.1 | 74.1 | 39 |
| 11/4/2021 | 16:08 | JDS | 1738 | 1655 | 5.0 | 67.9 | 74.1 | 40 |
| 11/5/2021 | 7:36 | JDS | 1734 | 1655 | 5.0 | 63.4 | 79.5 | 42 |
| 11/5/2021 | 12:42 | Jsh | 1736 | 1654 | 5.0 | 68.7 | 78.2 | 42 |
| 11/6/2021 | 7:40 | Jsh | 1738 | 1654 | 5.0 | 56.3 | 79.1 | 42 |
| 11/6/2021 | 12:20 | Jsh | 1738 | 1653 | 5.0 | 67.2 | 78.1 | 42 |
| 11/6/2021 | 15:15 | Jsh | 1736 | 1656 | 5.0 | 68.4 | 77.9 | 42 |
| 11/7/2021 | 8:26 | KZ | 1738 | 1656 | 5.0 | 64.0 | 78.4 | 45 |
| 11/7/2021 | 13:00 | KZ | 1742 | 1655 | 5.0 | 73.9 | 77.5 | 46 |
| 11/7/2021 | 15:35 | KZ | 1740 | 1653 | 5.0 | 74.2 | 77.5 | 45 |
| 11/8/2021 | 7:42 | Jsh | 1736 | 1655 | 5.0 | 60.2 | 79.6 | 41 |
| 11/8/2021 | 12:32 | Jsh | 1727 | 1646 | 5.0 | 63.6 | 77.6 | 42 |
| 11/8/2021 | 15:51 | Jsh | 1735 | 7651 | 5.0 | 74.3 | 78.2 | 41 |
| 11/9/2021 | 7:37 | Jsh | 1737 | 1655 | 5.0 | 72.5 | 80.5 | 42 |
| 11/9/2021 | 11:33 | JDS | 1743 | 1655 | 5.0 | 54.2 | 78.3 | 52 |
| 11/9/2021 | 16:09 | JDS | 1729 | 1665 | 5.0 | 62.1 | 80.3 | 45 |
| 11/10/2021 | 7:56 | Jsh | 1744 | 1657 | 5.0 | 54.6 | 82.7 | 43 |
| 11/10/2021 | 11:54 | JDS | 1735 | 1653 | 5.0 | 59.1 | 80.9 | 44 |
| 11/10/2021 | 15:25 | JDS | 1740 | 1652 | 5.0 | 73.4 | 75.0 | 42 |
| 11/11/2021 | 7:58 | Jsh | 1733 | 1654 | 5.0 | 65.5 | 77.3 | 41 |
| 11/11/2021 | 12:22 | Jsh | 1729 | 1647 | 5.0 | 67.7 | 77.7 | 42 |
| 11/11/2021 | 15:50 | JDS | 1739 | 1655 | 5.0 | 72.4 | 78.9 | 42 |

**Table 9**
**Summary of System One Operating Data**

Colonial Pipeline Company
2020-L1-SR2448
Huntersville, North Carolina

| Date | Time | Initials | Inlet Temperature (Deg. F) | Outlet Temperature (Deg. F) | Signal (V) | Flame Ox VFD Speed (%) | Blower VFD Speed (%) | Vacuum (Inches of $H_2O$) |
|---|---|---|---|---|---|---|---|---|
| 11/12/2021 | 7:38 | Jsh | 1735 | 1652 | 5.0 | 71.3 | 82.9 | 42 |
| 11/12/2021 | 11:13 | Jsh | 1712 | 1633 | 5.0 | 60.9 | 79.7 | 43 |
| 11/12/2021 | 12:30 | System Offline (pump installation) | | | | | | |
| 11/13/2021 | 8:54 | JDS | 1764 | 1676 | 5.0 | 80.4 | 81.7 | 44 |
| 11/13/2021 | 13:02 | JDS | 1737 | 1653 | 5.0 | 70.3 | 80.4 | 42 |
| 11/13/2021 | 16:12 | JDS | 1740 | 1651 | 5.0 | 83.1 | 80.1 | 42 |
| 11/14/2021 | 8:45 | KZ | 1748 | 1656 | 5.0 | 84.3 | 80.2 | 46 |
| 11/14/2021 | 12:52 | KZ | 1741 | 1654 | 5.0 | 77.6 | 77.8 | 47 |
| 11/14/2021 | 16:05 | KZ | 1742 | 1653 | 5.0 | 78.3 | 78.2 | 46 |
| 11/15/2021 | 7:37 | JDS | 1740 | 1653 | 5.0 | 83.1 | 81.1 | 44 |
| 11/15/2021 | 12:16 | Jsh | 1744 | 1655 | 5.0 | 83.8 | 80.0 | 43 |
| 11/15/2021 | 16:07 | JDS | 1744 | 1653 | 5.0 | 87.1 | 80.1 | 43 |
| 11/16/2021 | 7:44 | JDS | 1743 | 1656 | 5.0 | 80.6 | 80.2 | 44 |
| 11/16/2021 | 15:32 | JDS | 1743 | 1653 | 5.0 | 85.3 | 78.9 | 43 |
| 11/17/2021 | 8:03 | JDS | 1737 | 1651 | 5.0 | 83.3 | 80.1 | 44 |
| 11/17/2021 | 11:28 | JDS | 1750 | 1659 | 5.0 | 90.5 | 79.3 | 44 |
| 11/17/2021 | 15:43 | JDS | 1749 | 1654 | 5.0 | 91.1 | 79.1 | 43 |
| 11/18/2021 | 8:07 | JDS | 1746 | 1654 | 5.0 | 80.7 | 75.3 | 42 |
| 11/18/2021 | 12:53 | JDS | 1745 | 1652 | 5.0 | 88.7 | 73.5 | 42 |
| 11/18/2021 | 16:12 | MT | 1746 | 1653 | 5.0 | 88.4 | 73.9 | 40 |
| 11/19/2021 | 8:25 | JDS | 1748 | 1652 | 5.0 | 42.7 | 75.1 | 38 |
| 11/19/2021 | 8:30 | System Offline (Generator Service) | | | | | | |
| 11/19/2021 | 16:09 | JDS | 1728 | 1654 | 5.0 | 65.4 | 76.4 | 50 |
| 11/20/2021 | 10:00 | CSM | 1738 | 1653 | 5.0 | 79.4 | 80.5 | 39 |
| 11/20/2021 | 12:37 | CSM | 1739 | 1655 | 5.0 | 80.7 | 79.4 | 39 |
| 11/20/2021 | 16:05 | CSM | 1739 | 1653 | 5.0 | 81.8 | 79.3 | 39 |
| 11/21/2021 | 8:40 | KZ | 1740 | 1658 | 5.0 | 75.9 | 81.0 | 46 |
| 11/21/2021 | 12:12 | KZ | 1742 | 1656 | 5.0 | 82.4 | 79.2 | 45 |

**Table 9**
**Summary of System One Operating Data**

Colonial Pipeline Company
2020-L1-SR2448
Huntersville, North Carolina

| Date | Time | Initials | Inlet Temperature (Deg. F) | Outlet Temperature (Deg. F) | Signal (V) | Flame Ox VFD Speed (%) | Blower VFD Speed (%) | Vacuum (Inches of $H_2O$) |
|---|---|---|---|---|---|---|---|---|
| 11/21/2021 | 15:50 | KZ | 1743 | 1656 | 5.0 | 80.9 | 78.8 | 45 |
| 11/22/2021 | 7:30 | VH | 1743 | 1654 | 5.0 | 87.0 | 79.2 | 42 |
| 11/22/2021 | 13:12 | JDS | 1744 | 1655 | 5.0 | 81.6 | 78.2 | 42 |
| 11/22/2021 | 16:08 | MT | 1746 | 1656 | 5.0 | 88.1 | 78.5 | 42 |
| 11/23/2021 | 7:35 | BC | 1735 | 1650 | 5.0 | 79.3 | 81.0 | 42 |
| 11/23/2021 | 11:57 | JDS | 1740 | 1655 | 5.0 | 72.5 | 79.1 | 42 |
| 11/23/2021 | 15:46 | JDS | 1738 | 1654 | 5.0 | 75.3 | 79.9 | 42 |
| 11/24/2021 | 7:48 | Jsh | 1740 | 1657 | 5.0 | 64.0 | 84.7 | 62 |
| 11/24/2021 | 11:31 | JDS | 1737 | 1653 | 5.0 | 82.8 | 80.7 | 43 |
| 11/24/2021 | 15:40 | JDS | 1742 | 1656 | 5.0 | 82.1 | 80.5 | 40 |
| 11/25/2021 | 7:34 | JDS | 1733 | 1649 | 5.0 | 74.8 | 82.3 | 42 |
| 11/25/2021 | 12:33 | JDS | 1745 | 1652 | 5.0 | 93.5 | 80.4 | 42 |
| 11/25/2021 | 15:51 | JDS | 1743 | 1654 | 5.0 | 77.9 | 77.5 | 44 |
| 11/26/2021 | 7:48 | JDS | 1745 | 1657 | 5.0 | 79.6 | 78.3 | 42 |
| 11/26/2021 | 11:17 | JDS | 1745 | 1656 | 5.0 | 81.6 | 77.5 | 44 |
| 11/26/2021 | 15:36 | JDS | 1742 | 1655 | 5.0 | 83.1 | 78.0 | 45 |
| 11/27/2021 | 7:49 | JDS | 1735 | 1652 | 5.0 | 72.8 | 80.4 | 46 |
| 11/27/2021 | 12:14 | JDS | 1745 | 1652 | 5.0 | 85.1 | 78.4 | 46 |
| 11/27/2021 | 15:19 | JDS | 1742 | 1653 | 5.0 | 84.6 | 78.4 | 47 |
| 11/28/2021 | 8:10 | KZ | 1742 | 1655 | 5.0 | 74.8 | 80.2 | 50 |
| 11/28/2021 | 12:10 | KZ | 1745 | 1656 | 5.0 | 79.5 | 78.0 | 50 |
| 11/28/2021 | 16:10 | KZ | 1744 | 1657 | 5.0 | 77.9 | 78.3 | 50 |
| 11/29/2021 | 7:37 | BC | 1739 | 1652 | 5.0 | 76.4 | 80.1 | 48 |
| 11/29/2021 | 14:55 | MT | 1407 | 1374 | 5.0 | 40.0 | 64.3 | 11 |
| 11/29/2021 | 16:14 | BC | 1403 | 1347 | 5.0 | 40.0 | 63.5 | 10 |
| 11/30/2021 | 7:21 | BC | 1399 | 1341 | 5.0 | 40.0 | 65.6 | 10 |
| 11/30/2021 | 14:21 | BC | 1404 | 1342 | 5.0 | 40.0 | 63.0 | 10 |
| 11/30/2021 | 17:13 | BC | 1786 | 1693 | 5.0 | 47.2 | 72.1 | 60 |

**Table 9**
**Summary of System One Operating Data**

Colonial Pipeline Company
2020-L1-SR2448
Huntersville, North Carolina

| Date | Time | Initials | Inlet Temperature (Deg. F) | Outlet Temperature (Deg. F) | Signal (V) | Flame Ox VFD Speed (%) | Blower VFD Speed (%) | Vacuum (Inches of $H_2O$) |
|---|---|---|---|---|---|---|---|---|
| 12/1/2021 | 8:34 | Jsh | 1757 | 1654 | 5.0 | 47.4 | 76.2 | 66 |
| 12/1/2021 | 12:56 | JDS | 1742 | 1655 | 5.0 | 67.4 | 70.6 | 41 |
| 12/1/2021 | 16:02 | JDS | 1749 | 1655 | 5.0 | 89.4 | 79.0 | 49 |
| 12/2/2021 | 7:59 | JDS | 1736 | 1653 | 5.0 | 72.5 | 79.2 | 48 |
| 12/2/2021 | 11:17 | JDS | 1736 | 1648 | 5.0 | 74.8 | 78.8 | 48 |
| 12/2/2021 | 16:06 | JDS | 1742 | 1653 | 5.0 | 75.8 | 78.4 | 48 |
| 12/3/2021 | 8:25 | JDS | 1736 | 1649 | 5.0 | 74.3 | 78.2 | 48 |
| 12/3/2021 | 13:04 | JDS | 1742 | 1653 | 5.0 | 76.2 | 75.0 | 47 |
| 12/3/2021 | 15:09 | JDS | 1742 | 1661 | 5.0 | 70.7 | 82.1 | 34 |
| 12/4/2021 | 7:38 | JDS | 1731 | 1655 | 5.0 | 70.8 | 85.3 | 34 |
| 12/4/2021 | 12:04 | JDS | 1741 | 1658 | 5.0 | 80.1 | 83.7 | 38 |
| 12/4/2021 | 15:33 | JDS | 1743 | 1652 | 5.0 | 89.9 | 80.9 | 42 |
| 12/5/2021 | 7:45 | KZ | 1741 | 1655 | 5.0 | 82.2 | 82.4 | 44 |
| 12/5/2021 | 12:35 | KZ | 1743 | 1658 | 5.0 | 84.0 | 81.1 | 44 |
| 12/5/2021 | 15:58 | KZ | 1739 | 1652 | 5.0 | 78.1 | 81.1 | 44 |
| 12/6/2021 | 8:07 | JDS | 1737 | 1651 | 5.0 | 75.0 | 81.4 | 43 |
| 12/6/2021 | 12:03 | JDS | 1748 | 1656 | 5.0 | 92.6 | 80.7 | 44 |
| 12/6/2021 | 16:06 | KZ | 1744 | 1652 | 5.0 | 92.9 | 80.5 | 46 |
| 12/7/2021 | 8:21 | Jsh | 1741 | 1658 | 5.0 | 78.1 | 82.8 | 41 |
| 12/7/2021 | 12:52 | JDS | 1739 | 1654 | 5.0 | 76.1 | 81.5 | 42 |
| 12/7/2021 | 15:55 | JDS | 1739 | 1652 | 5.0 | 82.1 | 79.4 | 44 |
| 12/8/2021 | 8:14 | JDS | 1745 | 1653 | 5.0 | 83.6 | 80.0 | 45 |
| 12/8/2021 | 12:08 | JDS | 1778 | 1694 | 5.0 | 44.0 | 78.4 | 42 |
| 12/8/2021 | 16:18 | JDS | 1734 | 1650 | 5.0 | 55.2 | 77.9 | 42 |
| 12/9/2021 | 7:18 | BC | 1431 | 1319 | 5.0 | 30.0 | 71.8 | 125 |
| 12/9/2021 | 7:30 | BC | 1730 | 1648 | 5.0 | 67.3 | 81.6 | 42 |
| 12/9/2021 | 12:58 | JDS | 1739 | 1656 | 5.0 | 64.9 | 79.7 | 44 |
| 12/9/2021 | 15:58 | JDS | 1733 | 1650 | 5.0 | 66.8 | 80.1 | 45 |

**Table 9**
**Summary of System One Operating Data**

Colonial Pipeline Company
2020-L1-SR2448
Huntersville, North Carolina

| Date | Time | Initials | Inlet Temperature (Deg. F) | Outlet Temperature (Deg. F) | Signal (V) | Flame Ox VFD Speed (%) | Blower VFD Speed (%) | Vacuum (Inches of $H_2O$) |
|---|---|---|---|---|---|---|---|---|
| 12/10/2021 | 7:30 | BC | 1737 | 1653 | 5.0 | 75.4 | 81.7 | 44 |
| 12/10/2021 | 13:18 | JDS | 1743 | 1657 | 5.0 | 71.6 | 81.0 | 45 |
| 12/10/2021 | 16:50 | BC | 1734 | 1651 | 5.0 | 69.9 | 81.3 | 45 |
| 12/11/2021 | 7:26 | MT | 1736 | 1651 | 5.0 | 74.3 | 80.2 | 46 |
| 12/11/2021 | 11:45 | MT | 1744 | 1656 | 5.0 | 78.4 | 81.7 | 45 |
| 12/11/2021 | 15:17 | MT | 1740 | 1654 | 5.0 | 82.7 | 79.2 | 44 |
| 12/12/2021 | 8:07 | KZ | 1743 | 1658 | 5.0 | 73.5 | 82.2 | 48 |
| 12/12/2021 | 12:40 | KZ | 1731 | 1649 | 5.0 | 67.6 | 81.0 | 48 |
| 12/12/2021 | 15:45 | KZ | 1740 | 1656 | 5.0 | 75.6 | 81.5 | 47 |
| 12/13/2021 | 7:30 | BC | 1738 | 1654 | 5.0 | 72.7 | 83.8 | 44 |
| 12/13/2021 | 11:49 | JDS | 1739 | 1654 | 5.0 | 81.0 | 81.5 | 42 |
| 12/13/2021 | 16:39 | JDS | 1,741 | 1,653 | 5.0 | 78.8 | 83.6 | 44 |
| 12/14/2021 | 7:25 | BC | 1,735 | 1,650 | 5.0 | 74.6 | 85.4 | 44 |
| 12/14/2021 | 12:21 | BC | 1,739 | 1,652 | 5.0 | 85.1 | 83.2 | 44 |
| 12/14/2021 | 15:40 | CSM | 1,742 | 1,652 | 5.0 | 79.2 | 83.4 | 44 |
| 12/15/2021 | 7:21 | BC | 1,731 | 1,650 | 5.0 | 73.1 | 85.7 | 42 |
| 12/15/2021 | 12:40 | JDS | 1,740 | 1,653 | 5.0 | 75.1 | 83.6 | 44 |
| 12/15/2021 | 15:40 | BC | 1,741 | 1,656 | 5.0 | 75.1 | 83.5 | 44 |
| 12/15/2021 | 6:30 | System Offline (Restert at 07:00) | | | | | | |
| 12/16/2021 | 7:28 | MT | 1,696 | 1,618 | 5.0 | 40 | 82.7 | 30 |
| 12/16/2021 | 13:26 | BC | 1,733 | 1,652 | 5.0 | 61.4 | 79.8 | 36 |
| 12/16/2021 | 15:45 | JDS | 1,743 | 1,651 | 5.0 | 57.8 | 80.6 | 40 |
| 12/17/2021 | 7:30 | BC | 1,730 | 1,646 | 5.0 | 69.1 | 82.1 | 40 |
| 12/17/2021 | 12:11 | JDS | 1,727 | 1,646 | 5.0 | 66.7 | 81 | 42 |
| 12/17/2021 | 15:57 | JDS | 1,741 | 1,652 | 5.0 | 57.1 | 80 | 39 |
| 12/18/2021 | 7:28 | JDS | 1,735 | 1,655 | 5.0 | 69.1 | 82.1 | 42 |
| 12/18/2021 | 11:52 | JDS | 1,743 | 1,656 | 5.0 | 80 | 81.7 | 44 |
| 12/18/2021 | 15:12 | JDS | 1,739 | 1,653 | 5.0 | 70.9 | 81.8 | 48 |

**Table 9**
**Summary of System One Operating Data**

Colonial Pipeline Company
2020-L1-SR2448
Huntersville, North Carolina

| Date | Time | Initials | Inlet Temperature (Deg. F) | Outlet Temperature (Deg. F) | Signal (V) | Flame Ox VFD Speed (%) | Blower VFD Speed (%) | Vacuum (Inches of $H_2O$) |
|---|---|---|---|---|---|---|---|---|
| 12/19/2021 | 8:20 | Kz | 1,737 | 1,652 | 5.0 | 71.1 | 82.3 | 50 |
| 12/19/2021 | 13:45 | Kz | 1,738 | 1,658 | 5.0 | 71.5 | 82.6 | 50 |
| 12/19/2021 | 16:18 | Kz | 1,734 | 1,652 | 5.0 | 63.9 | 82.8 | 51 |
| 12/20/2021 | 7:22 | JDS | 1,738 | 1,655 | 5.0 | 71.9 | 85.6 | 50 |
| 12/20/2021 | 13:11 | JDS | 1,738 | 1,652 | 5.0 | 75.3 | 83.2 | 48 |
| 12/20/2021 | 15:50 | JDS | 1,741 | 1,655 | 5.0 | 68.7 | 83.4 | 48 |
| 12/21/2021 | 7:25 | BC | 1,736 | 1,653 | 5.0 | 72.6 | 84.8 | 48 |
| 12/21/2021 | 11:37 | BC | 1,738 | 1,653 | 5.0 | 74.6 | 83.5 | 48 |
| 12/21/2021 | 17:14 | JDS | 1,755 | 1,682 | 5.0 | 68.8 | 82.1 | 42 |
| 12/22/2021 | 7:20 | BC | 1,731 | 1,650 | 5.0 | 72.2 | 83.2 | 44 |
| 12/22/2021 | 11:20 | JDS | 1,731 | 1,649 | 5.0 | 68.1 | 82.3 | 48 |
| 12/22/2021 | 16:09 | JDS | 1,735 | 1,654 | 5.0 | 69 | 82.1 | 46 |
| 12/23/2021 | 7:22 | MT | 1,743 | 1,655 | 5.0 | 53 | 82.6 | 61 |
| 12/23/2021 | 12:34 | BC | 1,727 | 1,645 | 5.0 | 65.7 | 82.7 | 46 |
| 12/23/2021 | 12:54 | BC | 1,441 | 1,313 | 5.0 | 23 | 80.3 | 140 |
| 12/23/2021 | 15:49 | JDS | 1,752 | 1,659 | 5.0 | 100 | 83.2 | 46 |
| 12/24/2021 | 8:02 | Vjh | 1,738 | 1,653 | 5.0 | 74.1 | 80 | 40 |
| 12/24/2021 | 13:05 | VJH | 1,737 | 1,651 | 5.0 | 81.6 | 78.3 | 40 |
| 12/24/2021 | 14:35 | VJH | 1,740 | 1,638 | 5.0 | 79.1 | 78.2 | 39 |
| 12/25/2021 | 8:19 | VJH | 1,738 | 1,656 | 5.0 | 72 | 78.4 | 40 |
| 12/25/2021 | 12:26 | VJH | 1,741 | 1,655 | 5.0 | 76.2 | 76.8 | 43 |
| 12/25/2021 | 14:40 | VJH | 1,740 | 1,654 | 5.0 | 75.8 | 76.7 | 39 |
| 12/26/2021 | 7:25 | Jsh | 1,737 | 1,653 | 5.0 | 69.5 | 78.3 | 40 |
| 12/26/2021 | 11:00 | Jsh | 1,748 | 1,655 | 5.0 | 77.1 | 77.5 | 38 |
| 12/26/2021 | 14:40 | Jsh | 1,741 | 1,655 | 5.0 | 90.5 | 76.6 | 37 |
| 12/27/2021 | 7:50 | JDS | 1,730 | 1,652 | 5.0 | 62.1 | 78.6 | 36 |
| 12/27/2021 | 11:55 | JDS | 1,408 | 1,349 | 5.0 | 40 | 72.5 | 15 |
| 12/27/2021 | 15:23 | MT | 1,401 | 1,341 | 5.0 | 40 | 72.2 | 19 |

**Table 9**
**Summary of System One Operating Data**

Colonial Pipeline Company
2020-L1-SR2448
Huntersville, North Carolina

| Date | Time | Initials | Inlet Temperature (Deg. F) | Outlet Temperature (Deg. F) | Signal (V) | Flame Ox VFD Speed (%) | Blower VFD Speed (%) | Vacuum (Inches of $H_2O$) |
|---|---|---|---|---|---|---|---|---|
| 12/28/2021 | 7:19 | JDS | 1,402 | 1,335 | 5.0 | 40 | 73 | 15 |
| 12/28/2021 | 12:38 | VJH | 1,396 | 1,337 | 5.0 | 40 | 72.4 | 18 |
| 12/28/2021 | 16:02 | JDS | 1,801 | 1,700 | 5.0 | 100 | 78.8 | 38 |
| 12/29/2021 | 7:27 | JDS | 1,749 | 1,656 | 5.0 | 57.3 | 76.1 | 30 |
| 12/29/2021 | 11:51 | JDS | 1,758 | 1,667 | 5.0 | 86.4 | 81.1 | 40 |
| 12/29/2021 | 15:36 | JDS | 1,752 | 1,661 | 5.0 | 82.9 | 81.4 | 40 |
| 12/30/2021 | 7:54 | JDS | 1,743 | 1,660 | 5.0 | 71 | 81.9 | 38 |
| 12/30/2021 | 12:57 | CSM | 1,770 | 1,677 | 5.0 | 100 | 81.8 | 40 |
| 12/30/2021 | 15:45 | JDS | 1,754 | 1,688 | 5.0 | 58.8 | 77.9 | 28 |
| 12/31/2021 | 7:14 | Jsh | 1,745 | 1,652 | 5.0 | 56.8 | 80.2 | 32 |
| 12/31/2021 | 8:42 | Jsh | 1,473 | 1,343 | 5.0 | 23 | 80.4 | 140 |
| 12/31/2021 | 11:35 | Jsh | 1,736 | 1,653 | 5.0 | 60.9 | 80.6 | 35 |
| 12/31/2021 | 15:09 | Jsh | 1,734 | 1,652 | 5.0 | 72 | 80 | 37 |
| 1/1/2022 | 8:34 | Jsh | 1,741 | 1,656 | 5.0 | 76.4 | 79.9 | 38 |
| 1/1/2022 | 11:43 | Jsh | 1,737 | 1,652 | 5.0 | 74.2 | 78.9 | 37 |
| 1/1/2022 | 14:20 | Jsh | 1,737 | 1,654 | 5.0 | 73.2 | 78.5 | 36 |
| 1/2/2022 | 8:40 | KZ | 1,750 | 1,660 | 5.0 | 86.1 | 80.5 | 40 |
| 1/2/2022 | 12:15 | KZ | 1,743 | 1,661 | 5.0 | 80.6 | 80 | 39 |
| 1/2/2022 | 16:10 | KZ | 1,737 | 1,656 | 5.0 | 74.9 | 80.4 | 39 |
| 1/3/2022 | 7:22 | JDS | 1,733 | 1,652 | 5.0 | 76.3 | 81.3 | 38 |
| 1/3/2022 | 7:26 | VJH | 1,680 | 1,510 | 5.0 | 23 | 81 | 140 |
| 1/3/2022 | 11:14 | JDS | 1,758 | 1,675 | 5.0 | 84.4 | 83.1 | 43 |
| 1/3/2022 | 16:16 | JDS | 1,747 | 1,661 | 5.0 | 81.3 | 82.9 | 42 |
| 1/4/2022 | 7:35 | JDS | 1,739 | 1,656 | 5.0 | 81.9 | 85.8 | 44 |
| 1/4/2022 | 13:01 | JDS | 1,744 | 1,653 | 5.0 | 90.6 | 82.9 | 44 |
| 1/4/2022 | 15:14 | Jsh | 1,735 | 1,651 | 5.0 | 78.1 | 82.7 | 42 |
| 1/5/2022 | 7:25 | BC | 1,732 | 1,647 | 5.0 | 76.9 | 83.4 | 41 |
| 1/5/2022 | 12:08 | JDS | 1,741 | 1,654 | 5.0 | 86.5 | 81.9 | 41 |

**Table 9**
**Summary of System One Operating Data**

Colonial Pipeline Company
2020-L1-SR2448
Huntersville, North Carolina

| Date | Time | Initials | Inlet Temperature (Deg. F) | Outlet Temperature (Deg. F) | Signal (V) | Flame Ox VFD Speed (%) | Blower VFD Speed (%) | Vacuum (Inches of $H_2O$) |
|---|---|---|---|---|---|---|---|---|
| 1/5/2022 | 15:23 | Jsh | 1,740 | 1,654 | 5.0 | 78.6 | 81.5 | 41 |
| 1/6/2022 | 7:29 | Jsh | 1,735 | 1,653 | 5.0 | 72.6 | 83.3 | 38 |
| 1/6/2022 | 7:35 | JDS | 1,748 | 1,667 | 5.0 | 79.4 | 83.7 | 41 |
| 1/6/2022 | 12:20 | BC | 1,689 | 1,616 | 5.0 | 40.8 | 117.2 | 95 |
| 1/6/2022 | 16:28 | BC | 1,731 | 1,644 | 5.0 | 57 | 87.4 | 48 |
| 1/7/2022 | 7:25 | BC | 1,728 | 1,652 | 5.0 | 69.2 | 88.9 | 42 |
| 1/7/2022 | 12:07 | MT | 1,642 | 1,553 | 5.0 | 40 | 98.2 | 114 |
| 1/7/2022 | 15:43 | JDS | 1,741 | 1,661 | 5.0 | 72.4 | 86.7 | 45 |
| 1/8/2022 | 7:30 | JDS | 1,730 | 1,653 | 5.0 | 67.6 | 90 | 48 |
| 1/8/2022 | 12:28 | JDS | 1,740 | 1,654 | 5.0 | 91.1 | 88.9 | 48 |
| 1/8/2022 | 15:30 | JDS | 1,749 | 1,661 | 5.0 | 81.9 | 81.9 | 46 |
| 1/9/2022 | 7:38 | KZ | 1,740 | 1,654 | 5.0 | 83.4 | 78.8 | 46 |
| 1/9/2022 | 12:08 | KZ | 1,750 | 1,660 | 5.0 | 94.1 | 77.7 | 47 |
| 1/9/2022 | 15:30 | KZ | 1,747 | 1,656 | 5.0 | 89.2 | 77.2 | 46 |
| 1/10/2022 | 7:30 | BC | 1,734 | 1,654 | 5.0 | 72.7 | 80.6 | 42 |
| 1/10/2022 | 12:39 | JDS | 1,739 | 1,652 | 5.0 | 78.8 | 77.7 | 44 |
| 1/10/2022 | 15:46 | JDS | 1,739 | 1,652 | 5.0 | 81.1 | 78.1 | 47 |
| 1/11/2022 | 7:33 | BC | 1,732 | 1,651 | 5.0 | 66.2 | 79.6 | 40 |
| 1/11/2022 | 12:50 | Kz | 1,732 | 1,649 | 5.0 | 74.9 | 76.7 | 39 |
| 1/11/2022 | 15:43 | JDS | 1,740 | 1,659 | 5.0 | 80 | 77.2 | 38 |
| 1/12/2022 | 7:52 | JDS | 1,740 | 1,657 | 5.0 | 71.7 | 80.7 | 46 |

Notes:
Deg. F - Degrees Fahrenheit
Flame Ox - Flame Oxidation Unit
O&M - Operation and Maintenance
VFD - Variable Frequency Drive
% - Percent

**Table 10**
**Summary of System Two Operating Data**

Colonial Pipeline Company
2020-L1-SR2448
Huntersville, North Carolina

| Date | Time | Initials | Inlet Temperature (Deg. F) | Outlet Temperature (Deg. F) | Signal (V) | Flame Ox (Hz) | Flame Ox VFD Speed (%) | Blower VFD Speed (%) | Vacuum (Inches of $H_2O$) | Vacuum (Inches of Hg) |
|---|---|---|---|---|---|---|---|---|---|---|
| 10/4/2020 | Initial start-up and system tuning | | | | | | | | | |
| To | | | | | | | | | | |
| 10/18/2020 | | | | | | | | | | |
| 10/19/2020 | System Operational | | | | | | | | | |
| To | | | | | | | | | | |
| 12/23/2020 | | | | | | | | | | |
| 12/24/2020 | System Offline for O&M | | | | | | | | | |
| 12/25/2020 | | | | | | | | | | |
| 12/26/2020 | | | | | | | | | | |
| 12/27/2020 | System Operational | | | | | | | | | |
| To | | | | | | | | | | |
| 1/20/2021 | | | | | | | | | | |
| 1/21/2021 | System Offline for O&M | | | | | | | | | |
| 1/22/2021 | | | | | | | | | | |
| 1/23/2021 | System Operational | | | | | | | | | |
| To | | | | | | | | | | |
| 1/30/2021 | | | | | | | | | | |
| 1/31/2021 | System Offline for monthly gauging | | | | | | | | | |
| 2/1/2021 | | | | | | | | | | |
| 2/2/2021 | | | | | | | | | | |
| 2/3/2021 | System Operational | | | | | | | | | |
| To | | | | | | | | | | |
| 2/22/2021 | | | | | | | | | | |
| 2/23/2021 | System Offline for O&M | | | | | | | | | |
| 2/24/2021 | System Operational | | | | | | | | | |
| To | | | | | | | | | | |
| 3/2/2021 | | | | | | | | | | |

**Table 10**
**Summary of System Two Operating Data**

Colonial Pipeline Company
2020-L1-SR2448
Huntersville, North Carolina

| Date | Time | Initials | Inlet Temperature (Deg. F) | Outlet Temperature (Deg. F) | Signal (V) | Flame Ox (Hz) | Flame Ox VFD Speed (%) | Blower VFD Speed (%) | Vacuum (Inches of $H_2O$) | Vacuum (Inches of Hg) |
|---|---|---|---|---|---|---|---|---|---|---|
| 3/3/2021 | System Offline for monthly gauging | | | | | | | | | |
| 3/4/2021 | | | | | | | | | | |
| 3/5/2021 | | | | | | | | | | |
| 3/6/2021 | System Operational | | | | | | | | | |
| To | | | | | | | | | | |
| 3/26/2021 | | | | | | | | | | |
| 3/27/2021 | System Offline for component replacement (Catalytic Oxidizer with FlameOx) | | | | | | | | | |
| To | | | | | | | | | | |
| 5/11/2021 | | | | | | | | | | |
| 5/12/2021 | System Operational | | | | | | | | | |
| 5/13/2021 | | | | | | | | | | |
| 5/14/2021 | System Offline 24 hours for pump optimization | | | | | | | | | |
| 5/15/2021 | | | | | | | | | | |
| 5/16/2021 | System Operational | | | | | | | | | |
| To | | | | | | | | | | |
| 5/24/2021 | | | | | | | | | | |
| 5/25/2021 | System Offline for monthly gauging | | | | | | | | | |
| 5/26/2021 | | | | | | | | | | |
| 5/27/2021 | | | | | | | | | | |
| 5/28/2021 | System Operational | | | | | | | | | |
| To | | | | | | | | | | |
| 6/7/2021 | | | | | | | | | | |
| 6/8/2021 | System Offline 32 hours for pump optimization | | | | | | | | | |
| 6/9/2021 | | | | | | | | | | |
| 6/10/2021 | System Operational | | | | | | | | | |
| To | | | | | | | | | | |
| 6/14/2021 | | | | | | | | | | |

**Table 10**
**Summary of System Two Operating Data**

Colonial Pipeline Company
2020-L1-SR2448
Huntersville, North Carolina

| Date | Time | Initials | Inlet Temperature (Deg. F) | Outlet Temperature (Deg. F) | Signal (V) | Flame Ox (Hz) | Flame Ox VFD Speed (%) | Blower VFD Speed (%) | Vacuum (Inches of $H_2O$) | Vacuum (Inches of Hg) |
|---|---|---|---|---|---|---|---|---|---|---|
| 6/15/2021 | System Offline 17 hours for pump optimization and piping modifications | | | | | | | | | |
| 6/15/2021 | 6:50 | JPS | 1524 | 1383 | - | - | NM | 48.3 | - | 6 |
| 6/15/2021 | System Offline 1.5 hours for O&M | | | | | | | | | |
| 6/15/2021 | 16:20 | JPS | 1406 | 1310 | - | - | NM | NM | - | 5.5 |
| 6/15/2021 | 16:28 | JPS | 1410 | 1317 | - | - | NM | 57.9 | - | 6.5 |
| 6/16/2021 | 6:45 | JPS | 1395 | 1304 | - | - | NM | 58.8 | - | 6.5 |
| 6/16/2021 | 13:20 | JPS | 1395 | 1312 | - | - | NM | 58.8 | - | 6.5 |
| 6/17/2021 | 7:55 | JPS | 1400 | 1303 | - | - | NM | 59.0 | - | 7 |
| 6/17/2021 | 13:55 | JPS | 1397 | 1300 | - | - | NM | 59.0 | - | 7 |
| 6/17/2021 | 17:21 | JPS | 1393 | 1303 | - | - | NM | 59.0 | - | 7 |
| 6/18/2021 | 8:52 | JPS | 1400 | 1307 | - | - | NM | 71.0 | - | 8.5 |
| 6/18/2021 | 11:00 | MT | 1395 | 1308 | - | - | NM | 68.8 | - | 8.5 |
| 6/18/2021 | 15:15 | MT | 1393 | 1301 | - | - | NM | 69.8 | - | 8.5 |
| 6/19/2021 | 7:05 | MT | 1401 | 1306 | - | - | NM | 70.5 | - | 8.8 |
| 6/19/2021 | 13:00 | MT | 1393 | 1302 | - | - | NM | 69.9 | - | 8.8 |
| 6/19/2021 | 15:30 | MT | 1398 | 1309 | - | - | NM | 69.1 | - | 8.5 |
| 6/20/2021 | 10:10 | KZ | 1393 | 1300 | - | - | NM | 70.7 | - | 9 |
| 6/20/2021 | 16:48 | KZ | 1397 | 1304 | - | - | NM | 70.1 | - | 9 |
| 6/20/2021 | System Offline 4.25 hours for O&M | | | | | | | | | |
| 6/21/2021 | 16:00 | BC | 1480 | 1616 | - | - | NM | 65.8 | - | 8.5 |
| 6/21/2021 | System Offline 0.5 hour for O&M | | | | | | | | | |
| 6/21/2021 | 18:40 | JPS | 1424 | 1345 | - | - | NM | 65.8 | - | 8 |
| 6/22/2021 | 9:00 | BC | 1651 | 1518 | - | - | NM | 65.9 | - | 8 |
| 6/23/2021 | 12:30 | BC | 1842 | 1640 | - | - | NM | 65.8 | - | 7 |
| 6/23/2021 | 16:45 | BC | 1691 | 1516 | - | - | NM | 65.9 | - | 7 |
| 6/23/2021 | System Offline 1.25 hours for O&M | | | | | | | | | |
| 6/23/2021 | 19:25 | JPS | 1700 | 1586 | - | - | NM | 27.8 | - | 7.5 |
| 6/24/2021 | 8:24 | BC | 1747 | 1581 | - | - | NM | 65.9 | - | 7 |
| 6/24/2021 | 17:20 | BC | 1683 | 1542 | - | - | NM | 65.8 | - | 7 |
| 6/25/2021 | 9:40 | BC | 1638 | 1503 | - | - | NM | 65.8 | - | 7 |
| 6/25/2021 | 13:15 | BC | 1419 | 1330 | - | - | NM | 50.5 | - | 8 |

**Table 10**
**Summary of System Two Operating Data**

Colonial Pipeline Company
2020-L1-SR2448
Huntersville, North Carolina

| Date | Time | Initials | Inlet Temperature (Deg. F) | Outlet Temperature (Deg. F) | Signal (V) | Flame Ox (Hz) | Flame Ox VFD Speed (%) | Blower VFD Speed (%) | Vacuum (Inches of $H_2O$) | Vacuum (Inches of Hg) |
|---|---|---|---|---|---|---|---|---|---|---|
| 6/25/2021 | 15:44 | BC | 1564 | 1456 | - | - | NM | 52.0 | - | 6 |
| 6/25/2021 | 16:58 | BC | 1472 | 1364 | - | - | NM | 52.0 | - | 6 |
| 6/26/2021 | 9:45 | BC | 1425 | 1336 | - | - | NM | 52.1 | - | 6 |
| 6/26/2021 | 10:23 | BC | 1454 | 1370 | - | - | NM | 64.1 | - | 7.5 |
| 6/26/2021 | 14:32 | BC | 1517 | 1408 | - | - | NM | 65.6 | - | 8 |
| 6/26/2021 | 16:32 | BC | 1564 | 1456 | - | - | NM | 65.6 | - | 8 |
| 6/27/2021 | 10:56 | BC | 1515 | 1409 | - | - | NM | 65.5 | - | 8 |
| 6/27/2021 | 17:15 | BC | 1573 | 1460 | - | - | NM | 65.1 | - | 8 |
| 6/28/2021 | 9:48 | BC | 1514 | 1398 | - | - | NM | 65.2 | - | 8 |
| 6/28/2021 | 16:05 | BC | 1552 | 1431 | - | - | NM | 65.1 | - | 8 |
| 6/28/2021 | 17:39 | BC | 1567 | 1455 | - | - | NM | 65.2 | - | 8 |
| 6/29/2021 | 11:12 | BC | 1502 | 1396 | - | - | NM | 65.2 | - | 8 |
| 6/29/2021 | 16:32 | BC | 1507 | 1399 | - | - | NM | 65.1 | - | 8 |
| 6/30/2021 | 8:43 | BC | 1599 | 1469 | - | - | NM | 65.1 | - | 8 |
| 7/1/2021 | 17:35 | BC | 1558 | 1442 | - | - | NM | 65.1 | - | 8 |
| 7/2/2021 | 8:35 | MT | 1556 | 1445 | - | - | NM | 66.7 | - | 8 |
| 7/2/2021 | 11:46 | JS | 1529 | 1413 | - | - | NM | 67.2 | - | 8 |
| 7/2/2021 | 15:33 | JS | 1518 | 1395 | - | - | NM | 71.0 | - | 8 |
| 7/3/2021 | 8:30 | MT | 1571 | 1453 | - | - | NM | 68.9 | - | 8 |
| 7/3/2021 | 14:55 | MT | 1549 | 1421 | - | - | NM | 69.1 | - | 8.5 |
| 7/4/2021 | 8:55 | KZ | 1588 | 1469 | - | - | NM | 70.0 | - | 8.5 |
| 7/4/2021 | 16:20 | KZ | 1571 | 1453 | - | - | NM | 68.4 | - | 8.25 |
| 7/6/2021 | 8:20 | JS | 1700 | 1526 | - | - | NM | 69.9 | - | 8.25 |
| 7/6/2021 | 8:29 | CA | 1697 | 1548 | - | - | NM | 69.8 | - | 8.25 |
| 7/6/2021 | 10:55 | JDS | 1692 | 1533 | - | - | 35 | 67.3 | - | 8.2 |
| 7/6/2021 | 12:34 | JDS | 1709 | 1542 | - | - | 35 | 66.7 | - | 8.1 |
| 7/6/2021 | 16:00 | JDS | 1700 | 1524 | - | - | 35 | 66.7 | - | 8.1 |
| 7/7/2021 | 8:25 | JDS | 1703 | 1527 | - | - | 35 | 68.1 | - | 8.1 |
| 7/7/2021 | 13:33 | JDS | 1709 | 1533 | - | - | 35 | 67.9 | - | 8.1 |
| 7/8/2021 | 6:47 | JDS | 1749 | 1650 | - | - | 35 | 70.6 | - | 8.8 |
| 7/8/2021 | 8:45 | BC | 1755 | 1563 | - | - | 35 | 70.7 | - | 8.8 |

**Table 10**
**Summary of System Two Operating Data**

Colonial Pipeline Company
2020-L1-SR2448
Huntersville, North Carolina

| Date | Time | Initials | Inlet Temperature (Deg. F) | Outlet Temperature (Deg. F) | Signal (V) | Flame Ox (Hz) | Flame Ox VFD Speed (%) | Blower VFD Speed (%) | Vacuum (Inches of $H_2O$) | Vacuum (Inches of Hg) |
|---|---|---|---|---|---|---|---|---|---|---|
| 7/8/2021 | 11:54 | JDS | 1708 | 1525 | - | - | 35 | 72.7 | - | 8.8 |
| 7/8/2021 | 16:06 | JDS | 1702 | 1524 | - | - | 35 | 67.3 | - | 8.1 |
| 7/9/2021 | 8:27 | BC | 1704 | 1516 | - | - | 35 | 68.8 | - | 8 |
| 7/9/2021 | 11:57 | BC | 1736 | 1539 | - | - | 35 | 68.9 | - | 8 |
| 7/9/2021 | 17:14 | JDS | 1709 | 1525 | - | - | 35 | 68.4 | - | 8.4 |
| 7/10/2021 | 6:45 | JDS | 1703 | 1526 | - | - | 35 | 68.8 | - | 8.1 |
| 7/10/2021 | System Offline 4 hours for O&M | | | | | | | | | |
| 7/10/2021 | 13:15 | BC | 1694 | 1539 | - | - | 35 | 59.8 | - | 7 |
| 7/10/2021 | 14:35 | BC | 1696 | 1519 | - | - | 35 | 59.8 | - | 8 |
| 7/10/2021 | 16:18 | JDS | 1707 | 1531 | - | - | 35 | 67.3 | - | 8 |
| 7/11/2021 | 6:45 | MT | 1693 | 1529 | - | - | 35 | 68.4 | - | 8.2 |
| 7/11/2021 | 15:20 | MT | 1703 | 1527 | - | - | 35 | 68.1 | - | 8 |
| 7/12/2021 | 7:55 | JDS | 1701 | 1515 | - | - | 35 | 68.6 | - | 8.2 |
| 7/12/2021 | 13:00 | BC | 1706 | 1532 | - | - | 35 | 68.7 | - | 8.2 |
| 7/12/2021 | 15:10 | BC | 1709 | 1529 | - | - | 35 | 67.0 | - | 8 |
| 7/12/2021 | 16:33 | JDS | 1697 | 1527 | - | - | 35 | 67.5 | - | 8.1 |
| 7/13/2021 | 9:07 | BC | 1705 | 1530 | - | - | 35 | 68.0 | - | 8.1 |
| 7/13/2021 | 13:50 | JDS | 1400 | 1301 | - | - | 35 | 26.0 | - | 0 |
| 7/14/2021 | 9:10 | BC | 1391 | 1288 | - | - | 35 | 28.4 | - | 0 |
| 7/14/2021 | 13:30 | BC | 1399 | 1299 | - | - | 35 | 28.4 | - | 0 |
| 7/14/2021 | 17:15 | JDS | 1410 | 1304 | - | - | 35 | 32.6 | - | 1 |
| 7/14/2021 | System Offline 19 hours for O&M | | | | | | | | | |
| 7/15/2021 | 13:35 | BC | 1710 | 1528 | - | - | 35 | 40.9 | - | 4 |
| 7/15/2021 | System Offline 0.5 hour for O&M | | | | | | | | | |
| 7/15/2021 | 16:42 | BC | 1617 | 1449 | - | - | 35 | 45.2 | - | 5 |
| 7/16/2021 | 8:27 | BC | 1524 | 1347 | - | - | 35 | 44.6 | - | 5 |
| 7/16/2021 | 13:10 | BC | 1618 | 1457 | - | - | 35 | 41.5 | - | 5 |
| 7/16/2021 | 16:53 | BC | 1553 | 1404 | - | - | 35 | 42.1 | - | 5 |
| 7/17/2021 | 11:30 | KZ | 1598 | 1443 | - | - | 35 | 41.4 | - | 5 |
| 7/17/2021 | 15:30 | KZ | 1598 | 1418 | - | - | 35 | 41.0 | - | 5 |
| 7/18/2021 | 9:28 | KZ | 1539 | 1377 | - | - | 35 | 43.5 | - | 5 |

**Table 10**
**Summary of System Two Operating Data**

Colonial Pipeline Company
2020-L1-SR2448
Huntersville, North Carolina

| Date | Time | Initials | Inlet Temperature (Deg. F) | Outlet Temperature (Deg. F) | Signal (V) | Flame Ox (Hz) | Flame Ox VFD Speed (%) | Blower VFD Speed (%) | Vacuum (Inches of $H_2O$) | Vacuum (Inches of Hg) |
|---|---|---|---|---|---|---|---|---|---|---|
| 7/18/2021 | 13:30 | KZ | 1451 | 1295 | - | - | 35 | 43.3 | - | 5 |
| 7/18/2021 | 13:45 | KZ | 1528 | 1389 | - | - | 35 | 43.3 | - | 6 |
| 7/18/2021 | 16:50 | KZ | 1701 | 1515 | - | - | 35 | 49.9 | - | 6 |
| 7/19/2021 | 6:57 | BC | 1704 | 1516 | - | - | 35 | 50.6 | - | 5.5 |
| 7/19/2021 | 11:20 | BC | 1522 | 1373 | - | - | 35 | 51.2 | - | 5.5 |
| 7/19/2021 | System Offline 9.5 hours for O&M | | | | | | | | | |
| 7/20/2021 | 8:27 | JDS | 1693 | 1534 | - | - | 35 | 51.2 | - | 5.5 |
| 7/20/2021 | 12:24 | JDS | 1648 | 1486 | - | - | 35 | 49.1 | - | 6 |
| 7/20/2021 | 16:40 | JDS | 1646 | 1482 | - | - | 35 | 49.7 | - | 6 |
| 7/21/2021 | 10:47 | BC | 1669 | 1480 | - | - | 35 | 49.7 | - | 6 |
| 7/21/2021 | 14:00 | BC | 1687 | 1519 | - | - | 35 | 49.8 | - | 6 |
| 7/21/2021 | 17:04 | BC | 1690 | 1516 | - | - | 35 | 49.7 | - | 6 |
| 7/22/2021 | 6:59 | BC | 1674 | 1510 | - | - | 35 | 50.8 | - | 6 |
| 7/22/2021 | 12:30 | JDS | 1689 | 1526 | - | - | 35 | 48.2 | - | 5.8 |
| 7/22/2021 | 17:05 | JDS | 1690 | 1519 | - | - | 35 | 48.8 | - | 5.8 |
| 7/23/2021 | 7:56 | BC | 1650 | 1484 | - | - | 35 | 49.6 | - | 5.8 |
| 7/23/2021 | 10:40 | BC | 1658 | 1509 | - | - | 35 | 48.5 | - | 5.8 |
| 7/23/2021 | 16:31 | JDS | 1679 | 1511 | - | - | 35 | 47.9 | - | 5.8 |
| 7/24/2021 | 8:04 | JDS | 1699 | 1517 | - | - | 35 | 48.3 | - | 5.8 |
| 7/24/2021 | 13:17 | JDS | 1695 | 1515 | - | - | 35 | 48.4 | - | 5.8 |
| 7/24/2021 | 16:17 | CDR | 1739 | 1546 | - | - | 35 | 48.0 | - | 5.6 |
| 7/25/2021 | 8:44 | CDR | 1701 | 1496 | - | - | 35 | 43.9 | - | 7.6 |
| 7/25/2021 | 13:20 | KZ | 1660 | 1495 | - | - | 35 | 48.3 | - | 6 |
| 7/25/2021 | 16:01 | KZ | 1694 | 1523 | - | - | 35 | 48.0 | - | 6 |
| 7/26/2021 | 7:33 | BC | 1663 | 1492 | - | - | 35 | 49.1 | - | 5.8 |
| 7/26/2021 | 12:55 | JDS | 1516 | 1358 | - | - | 35 | 49.1 | - | 6 |
| 7/26/2021 | 16:14 | JDS | 1478 | 1348 | - | - | 35 | 49.8 | - | 6 |
| 7/27/2021 | 6:47 | JDS | 1436 | 1309 | - | - | 35 | 51.6 | - | 6 |
| 7/27/2021 | 12:38 | JDS | 1400 | 1274 | - | - | 35 | 30.1 | - | 5.2 |
| 7/27/2021 | System Offline 1 hour for O&M | | | | | | | | | |
| 7/27/2021 | 17:03 | BC | 1402 | 1317 | - | - | 35 | 48.9 | - | 5.5 |

**Table 10**
**Summary of System Two Operating Data**

Colonial Pipeline Company
2020-L1-SR2448
Huntersville, North Carolina

| Date | Time | Initials | Inlet Temperature (Deg. F) | Outlet Temperature (Deg. F) | Signal (V) | Flame Ox (Hz) | Flame Ox VFD Speed (%) | Blower VFD Speed (%) | Vacuum (Inches of $H_2O$) | Vacuum (Inches of Hg) |
|---|---|---|---|---|---|---|---|---|---|---|
| 7/28/2021 | 7:57 | JOS | 1397 | 1321 | - | - | 65 | 50.0 | - | 5.8 |
| 7/28/2021 | 13:58 | BC | 1558 | 1415 | - | - | 35 | 47.0 | - | 6 |
| 7/28/2021 | 16:17 | JOS | 1582 | 1428 | - | - | 35 | 47.4 | - | 5.8 |
| 7/29/2021 | 7:50 | BC | 1549 | 1400 | - | - | 35 | 48.6 | - | 5.5 |
| 7/29/2021 | 11:36 | JOS | 1603 | 1436 | - | - | 35 | 47.5 | - | 5.5 |
| 7/29/2021 | 17:06 | BC | 1593 | 1437 | - | - | 35 | 47.2 | - | 5.5 |
| 7/30/2021 | 8:08 | BC | 1563 | 1410 | - | - | 35 | 48.1 | - | 5.5 |
| 7/30/2021 | 12:07 | BC | 1599 | 1443 | - | - | 35 | 48.2 | - | 5.5 |
| 7/30/2021 | 16:17 | JOS | 1663 | 1490 | - | - | 35 | 47.1 | - | 5.5 |
| 7/31/2021 | 7:31 | JOS | 1625 | 1472 | - | - | 35 | 48.7 | - | 5.8 |
| 7/31/2021 | 11:41 | JOS | 1598 | 1452 | - | - | 35 | 47.7 | - | 5.7 |
| 7/31/2021 | 16:01 | CDR | 1603 | 1441 | - | - | 35 | 47.2 | - | 5.7 |
| 8/1/2021 | 7:34 | CDR | 1576 | 1430 | - | - | 35 | 48.4 | - | 7.1 |
| 8/1/2021 | 13:40 | KZ | 1643 | 1478 | - | - | 35 | 46.9 | - | 5.5 |
| 8/1/2021 | 16:55 | KZ | 1621 | 1462 | - | - | 35 | 47.5 | - | 5.5 |
| 8/2/2021 | 8:08 | JOS | 1625 | 1770 | - | - | 35 | 48.8 | - | 5.5 |
| 8/2/2021 | 12:08 | JOS | 1617 | 1468 | - | - | 35 | 47.7 | - | 5.6 |
| 8/2/2021 | 17:01 | JOS | 1603 | 1454 | - | - | 35 | 47.5 | - | 5.5 |
| 8/3/2021 | 7:47 | BC | 1564 | 1420 | 5.0 | 21.3 | 35 | 48.8 | - | 5.5 |
| 8/3/2021 | 13:00 | JOS | 1530 | 1400 | 5.0 | 22.9 | 35 | 48.6 | - | 5.7 |
| 8/3/2021 | 16:45 | JOS | 1542 | 1404 | 5.0 | 22.9 | 35 | 47.8 | - | 6.1 |
| 8/4/2021 | 7:39 | JOS | 1531 | 1400 | 5.0 | 22.9 | 35 | 49.0 | - | 6.2 |
| 8/4/2021 | 12:30 | JOS | 1537 | 1401 | 5.0 | 22.9 | 35 | 48.4 | - | 6.15 |
| 8/4/2021 | 16:53 | BC | 1507 | 1357 | 5.0 | - | 35 | 47.8 | 83 | - |
| 8/5/2021 | 8:08 | BC | 1496 | 1363 | 5.0 | - | 35 | 48.8 | 86 | - |
| 8/5/2021 | 14:25 | BC | 1530 | 1382 | 5.0 | - | 35 | 47.4 | 86 | - |
| 8/5/2021 | 17:02 | BC | 1542 | 1396 | 5.0 | - | 35 | 47.2 | 84 | - |
| 8/6/2021 | 9:01 | BC | 1476 | 1351 | 5.0 | - | 35 | 48.4 | 85 | - |
| 8/6/2021 | 15:41 | CDR | 1395 | 1275 | 5.0 | - | 35 | 39.8 | - | 7.5 |
| 8/7/2021 | 7:26 | JOS | 1432 | 1323 | 5.0 | - | 35 | 41.0 | 59 | - |
| 8/7/2021 | 11:46 | JOS | 1451 | 1330 | 5.0 | - | 35 | 40.4 | 63 | - |

**Table 10**
**Summary of System Two Operating Data**

Colonial Pipeline Company
2020-L1-SR2448
Huntersville, North Carolina

| Date | Time | Initials | Inlet Temperature (Deg. F) | Outlet Temperature (Deg. F) | Signal (V) | Flame Ox (Hz) | Flame Ox VFD Speed (%) | Blower VFD Speed (%) | Vacuum (Inches of $H_2O$) | Vacuum (Inches of Hg) |
|---|---|---|---|---|---|---|---|---|---|---|
| 8/7/2021 | 16:22 | CDR | 1465 | 1305 | 5.0 | - | 35 | 39.9 | - | 6 |
| 8/8/2021 | 9:17 | CDR | 1517 | 1397 | 5.0 | - | 35 | 40.9 | - | 7.5 |
| 8/8/2021 | 13:10 | KZ | 1454 | 1334 | 5.0 | - | 35 | 39.6 | 64 | 4.8 |
| 8/8/2021 | 16:00 | CDR | 1465 | 1327 | 5.0 | - | 35 | 39.6 | - | 7.3 |
| 8/9/2021 | 9:20 | JOS | 1438 | 1313 | 5.0 | - | 35 | 40.5 | 66 | - |
| 8/9/2021 | 11:30 | JOS | 1435 | 1285 | 5.0 | - | 35 | 39.7 | 62 | - |
| 8/9/2021 | 16:08 | JOS | 1447 | 1312 | 5.0 | - | 35 | 39.9 | 63 | - |
| 8/10/2021 | 8:05 | BC | 1434 | 1313 | 5.0 | - | 35 | 46.9 | 73 | - |
| 8/10/2021 | 11:31 | JOS | 1466 | 1337 | 5.0 | - | 35 | 45.8 | 78 | - |
| 8/10/2021 | 16:15 | CDR | 1497 | 1369 | 5.0 | - | 35 | 45.5 | 74 | - |
| 8/11/2021 | 9:33 | BC | 1468 | 1337 | 5.0 | - | 35 | 46.3 | 76 | - |
| 8/11/2021 | 12:59 | JOS | 1459 | 1340 | 5.0 | - | 35 | 45.8 | 78 | - |
| 8/11/2021 | 17:09 | JOS | 1500 | 1367 | 5.0 | - | 35 | 45.5 | 78 | - |
| 8/12/2021 | 6:56 | JOS | 1452 | 1327 | 5.0 | - | 35 | 46.8 | 78 | - |
| 8/12/2021 | 14:40 | BC | 1478 | 1330 | 5.0 | - | 35 | 47.1 | 76 | - |
| 8/12/2021 | 17:07 | BC | 1481 | 1329 | 5.0 | - | 35 | 47.2 | 76 | - |
| 8/13/2021 | 8:37 | BC | 1397 | 1273 | 5.0 | - | 35 | 46.9 | 78 | - |
| 8/13/2021 | 12:29 | JOS | 1401 | 1283 | 5.0 | - | 35 | 46.1 | 78 | - |
| 8/13/2021 | 16:30 | BC | 1401 | 1276 | 5.0 | - | 35 | 46.2 | 78 | - |
| 8/14/2021 | 8:50 | JPS | 1496 | 1359 | 5.0 | - | 35 | 46.5 | 78 | - |
| 8/14/2021 | 12:33 | CA | 1501 | 1380 | 5.0 | - | 35 | 45.6 | 74 | - |
| 8/15/2021 | 7:50 | KZ | 1481 | 1366 | 5.0 | - | 35 | 46.9 | 74 | - |
| 8/15/2021 | 12:26 | KZ | 1486 | 1360 | 5.0 | - | 35 | 46.0 | 71 | - |
| 8/16/2021 | 7:38 | BC | 1492 | 1364 | 5.0 | - | 35 | 46.8 | 76 | - |
| 8/16/2021 | 13:35 | JOS | 1491 | 1365 | 5.0 | - | 35 | 45.9 | 76 | - |
| 8/16/2021 | 15:41 | JOS | 1511 | 1361 | 5.0 | - | 35 | 46.4 | 74 | - |
| 8/17/2021 | 7:23 | JOS | 1479 | 1361 | 5.0 | - | 35 | 46.8 | 78 | - |
| 8/17/2021 | 17:03 | JOS | 1487 | 1366 | 5.0 | - | 35 | 46.4 | 78 | - |
| 8/18/2021 | 8:04 | JOS | 1491 | 1356 | 5.0 | - | 35 | 47.9 | 78 | - |
| 8/18/2021 | System Offline 0.5 hour for O&M | | | | | | | | | |
| 8/18/2021 | 11:20 | JOS | 1448 | 1310 | 5.0 | - | 35 | 46.6 | 78 | - |

**Table 10**
**Summary of System Two Operating Data**

Colonial Pipeline Company
2020-L1-SR2448
Huntersville, North Carolina

| Date | Time | Initials | Inlet Temperature (Deg. F) | Outlet Temperature (Deg. F) | Signal (V) | Flame Ox (Hz) | Flame Ox VFD Speed (%) | Blower VFD Speed (%) | Vacuum (Inches of $H_2O$) | Vacuum (Inches of Hg) |
|---|---|---|---|---|---|---|---|---|---|---|
| 8/18/2021 | 16:41 | BC | 1478 | 1337 | 5.0 | - | 35 | 55.8 | 98 | - |
| 8/19/2021 | 7:48 | BC | 1446 | 1322 | 5.0 | - | 35 | 57.3 | 103 | - |
| 8/19/2021 | 12:52 | JOS | 1486 | 1357 | 5.0 | - | 35 | 55.4 | 100 | - |
| 8/19/2021 | 17:14 | JOS | 1476 | 1346 | 5.0 | - | 35 | 63.0 | 110 | - |
| 8/20/2021 | 8:25 | JOS | 1450 | 1337 | 5.0 | - | 35 | 64.5 | 118 | - |
| 8/20/2021 | 11:14 | JOS | 1470 | 1348 | 5.0 | - | 35 | 63.9 | 112 | - |
| 8/20/2021 | 17:05 | BC | 1490 | 1356 | 5.0 | - | 35 | 63.0 | 120 | - |
| 8/21/2021 | 8:14 | BC | 1503 | 1377 | 5.0 | - | 35 | 64.8 | 94 | - |
| 8/21/2021 | 13:23 | JOS | 1527 | 1392 | 5.0 | - | 35 | 63.0 | 114 | - |
| 8/21/2021 | 15:36 | JOS | 1540 | 1397 | 5.0 | - | 35 | 63.2 | 116 | - |
| 8/22/2021 | 8:10 | KZ | 1471 | 1346 | 5.0 | - | 35 | 64.5 | 116 | - |
| 8/22/2021 | 13:10 | KZ | 1506 | 1379 | 5.0 | - | 35 | 63.0 | 116 | - |
| 8/22/2021 | 16:52 | KZ | 1508 | 1376 | 5.0 | - | 35 | 63.0 | 116 | - |
| 8/23/2021 | 7:32 | BC | 1604 | 1446 | 5.0 | - | 35 | 64.8 | 116 | - |
| 8/23/2021 | 12:31 | BC | 1515 | 1378 | 5.0 | - | 35 | 62.7 | 116 | - |
| 8/23/2021 | 16:28 | JDS | 1511 | 1380 | - | - | 35 | 63.1 | 116 | - |
| 8/23/2021 | 17:28 | JDS | 1511 | 1380 | - | - | 35 | 63.1 | 116 | - |
| 8/24/2021 | 8:21 | BC | 1564 | 1417 | 5.0 | - | 35 | 64.7 | 116 | - |
| 8/24/2021 | 12:15 | BC | 1530 | 1386 | 5.0 | - | 35 | 62.8 | 118 | - |
| 8/24/2021 | 15:29 | JDS | 1511 | 1380 | 5.0 | - | 35 | 62.6 | 114 | - |
| 8/25/2021 | 7:57 | BC | 1612 | 1454 | 5.0 | - | 35 | 64.8 | 118 | - |
| 8/25/2021 | 12:26 | BC | 1391 | 1272 | 5.0 | - | 35 | 75.0 | 0 | - |
| 8/25/2021 | 16:18 | BC | 1401 | 1284 | 5.0 | - | 35 | 40.2 | 56 | - |
| 8/26/2021 | 7:49 | BC | 1399 | 1299 | 5.0 | - | 35 | 41.5 | 58 | - |
| 8/26/2021 | 13:25 | MT | 1592 | 1446 | 5.0 | - | 35 | 59.8 | 108 | - |
| 8/26/2021 | 17:00 | BC | 1563 | 1400 | 5.0 | - | 35 | 59.9 | 105 | - |
| 8/27/2021 | 7:44 | BC | 1637 | 1438 | 5.0 | - | 35 | 61.7 | 110 | - |
| 8/27/2021 | 14:40 | JDS | 1545 | 1402 | 5.0 | - | 35 | 60.0 | 114 | - |
| 8/27/2021 | 16:23 | JDS | 1539 | 1387 | 5.0 | - | 35 | 60.0 | 108 | - |
| 8/28/2021 | 8:24 | MT | 1610 | 1455 | 5.0 | - | 35 | 61.6 | 113 | - |
| 8/28/2021 | 11:50 | MT | 1580 | 1456 | 5.0 | - | 35 | 60.3 | 112 | - |

**Table 10**
**Summary of System Two Operating Data**

Colonial Pipeline Company
2020-L1-SR2448
Huntersville, North Carolina

| Date | Time | Initials | Inlet Temperature (Deg. F) | Outlet Temperature (Deg. F) | Signal (V) | Flame Ox (Hz) | Flame Ox VFD Speed (%) | Blower VFD Speed (%) | Vacuum (Inches of $H_2O$) | Vacuum (Inches of Hg) |
|---|---|---|---|---|---|---|---|---|---|---|
| 8/28/2021 | 16:09 | MT | 1579 | 1431 | 5.0 | - | 35 | 61.2 | 112 | - |
| 8/29/2021 | 8:00 | KZ | 1523 | 1379 | 5.0 | - | 35 | 61.9 | 108 | - |
| 8/29/2021 | 12:40 | KZ | 1534 | 1398 | 5.0 | - | 35 | 59.9 | 110 | - |
| 8/29/2021 | 16:19 | KZ | 1535 | 1399 | 5.0 | - | 35 | 59.6 | 110 | - |
| 8/30/2021 | 7:57 | JDS | 1497 | 1366 | 5.0 | - | 35 | 61.6 | 108 | - |
| 8/30/2021 | 11:50 | MT | 1503 | 1354 | 5.0 | - | 35 | 59.6 | 108 | - |
| 8/30/2021 | 16:34 | JDS | 1520 | 1375 | 5.0 | - | 35 | 59.9 | 108 | - |
| 8/31/2021 | 8:40 | JDS | 1486 | 1360 | 5.0 | - | 35 | 61.0 | 108 | - |
| 8/31/2021 | 12:53 | JDS | 1498 | 1375 | 5.0 | - | 35 | 59.5 | 106 | - |
| 8/31/2021 | 16:56 | JDS | 1518 | 1388 | 5.0 | - | 35 | 59.8 | 106 | - |
| 9/1/2021 | 7:57 | BC | 1484 | 1349 | 5.0 | - | 35 | 60.8 | 106 | - |
| 9/1/2021 | 12:30 | JDS | 1463 | 1334 | 5.0 | - | 35 | 60.3 | 108 | - |
| 9/1/2021 | 15:58 | JDS | 1488 | 1352 | 5.0 | - | 35 | 60.0 | 105 | - |
| 9/2/2021 | 7:21 | BC | 1476 | 1344 | 5.0 | - | 35 | 61.9 | 108 | - |
| 9/2/2021 | 13:05 | JDS | 1468 | 1345 | 5.0 | - | 35 | 60.2 | 106 | - |
| 9/2/2021 | 15:56 | JDS | 1476 | 1352 | 5.0 | - | 35 | 60.2 | 108 | - |
| 9/3/2021 | 7:57 | JDS | 1699 | 1538 | 5.0 | - | 35 | 62.6 | 110 | - |
| 9/3/2021 | 9:58 | System Offline (generator service) | | | | | | | | - |
| 9/3/2021 | 13:04 | JDS | 1397 | 1308 | 5.0 | - | 65 | 59.7 | 105 | - |
| 9/4/2021 | 8:30 | CA | 1674 | 1515 | 5.0 | - | 35 | 59.8 | 110 | - |
| 9/4/2021 | 12:40 | CA | 1469 | 1372 | 5.0 | - | 35 | 59.8 | 107 | - |
| 9/4/2021 | 16:05 | CA | 1484 | 1360 | 5.0 | - | 35 | 59.9 | 108 | - |
| 9/5/2021 | 8:00 | KZ | 1630 | 1478 | 5.0 | - | 35 | 61.7 | 112 | - |
| 9/5/2021 | 12:35 | KZ | 1517 | 1381 | 5.0 | - | 35 | 59.6 | 108 | - |
| 9/5/2021 | 16:54 | KZ | 1480 | 1337 | 5.0 | - | 35 | 59.7 | 108 | - |
| 9/6/2021 | 8:12 | KZ | 1441 | 1327 | 5.0 | - | 35 | 60.9 | 110 | - |
| 9/6/2021 | 13:25 | KZ | 1450 | 1334 | 5.0 | - | 35 | 60.2 | 108 | - |
| 9/6/2021 | 16:01 | KZ | 1450 | 1332 | 5.0 | - | 35 | 59.8 | 106 | - |
| 9/7/2021 | 8:32 | BC | 1571 | 1425 | 5.0 | - | 35 | 61.5 | 110 | - |
| 9/7/2021 | 13:35 | BC | 1477 | 1347 | 5.0 | - | 35 | 57.8 | 106 | - |
| 9/7/2021 | 16:58 | JDS | 1457 | 1335 | 5.0 | - | 35 | 58.3 | 102 | - |

**Table 10**
**Summary of System Two Operating Data**

Colonial Pipeline Company
2020-L1-SR2448
Huntersville, North Carolina

| Date | Time | Initials | Inlet Temperature (Deg. F) | Outlet Temperature (Deg. F) | Signal (V) | Flame Ox (Hz) | Flame Ox VFD Speed (%) | Blower VFD Speed (%) | Vacuum (Inches of $H_2O$) | Vacuum (Inches of Hg) |
|---|---|---|---|---|---|---|---|---|---|---|
| 9/8/2021 | 6:52 | JDS | 1408 | 1296 | 5.0 | - | 35 | 59.2 | 103 | - |
| 9/8/2021 | 12:27 | BC | 1463 | 1330 | 5.0 | - | 35 | 58.4 | 104 | - |
| 9/8/2021 | 16:00 | BC | 1487 | 1346 | 5.0 | - | 35 | 58.3 | 102 | - |
| 9/9/2021 | 8:15 | BC | 1448 | 1323 | 5.0 | - | 35 | 59.3 | 104 | - |
| 9/9/2021 | 12:04 | BC | 1482 | 1356 | 5.0 | - | 35 | 57.3 | 104 | - |
| 9/9/2021 | 15:48 | JDS | 1472 | 1350 | 5.0 | - | 35 | 57.4 | 100 | - |
| 9/10/2021 | 7:24 | BC | 1589 | 1440 | 5.0 | - | 35 | 59.5 | 100 | - |
| 9/10/2021 | 12:57 | BC | 1458 | 1331 | 5.0 | - | 35 | 57.7 | 104 | - |
| 9/10/2021 | 16:40 | BC | 1476 | 1336 | 5.0 | - | 35 | 57.6 | 98 | - |
| 9/11/2021 | 7:23 | JDS | 1516 | 1391 | 5.0 | - | 35 | 59.6 | 102 | - |
| 9/11/2021 | 11:54 | JDS | 1460 | 1334 | 5.0 | - | 35 | 57.7 | 102 | - |
| 9/11/2021 | 15:55 | JDS | 1456 | 1338 | 5.0 | - | 35 | 57.7 | 102 | - |
| 9/12/2021 | 8:10 | KZ | 1496 | 1374 | 5.0 | - | 35 | 59.6 | 102 | - |
| 9/12/2021 | 12:20 | KZ | 1457 | 1335 | 5.0 | - | 35 | 57.5 | 106 | - |
| 9/12/2021 | 16:35 | KZ | 1472 | 1347 | 5.0 | - | 35 | 57.3 | 99 | - |
| 9/13/2021 | 7:25 | BC | 1468 | 1346 | 5.0 | - | 35 | 59.1 | 100 | - |
| 9/13/2021 | 13:33 | BC | 1458 | 1328 | 5.0 | - | 35 | 57.2 | 105 | - |
| 9/13/2021 | 15:51 | JDS | 1465 | 1336 | 5.0 | - | 35 | 57.1 | 101 | - |
| 9/14/2021 | 7:48 | BC | 1459 | 1337 | 5.0 | - | 35 | 59.0 | 100 | - |
| 9/14/2021 | 14:21 | JDS | 1442 | 1321 | 5.0 | - | 35 | 57.0 | 102 | - |
| 9/14/2021 | 16:52 | BC | 1460 | 1332 | 5.0 | - | 35 | 57.2 | 106 | - |
| 9/15/2021 | 7:25 | BC | 1477 | 1350 | 5.0 | - | 35 | 58.8 | 102 | - |
| 9/15/2021 | 13:21 | BC | 1412 | 1227 | 5.0 | - | 35 | 49.6 | 84 | - |
| 9/15/2021 | 15:31 | JDS | 1395 | 1288 | 5.0 | - | 35 | 49.4 | 82 | - |
| 9/15/2021 | 15:31 | System Maintenance | | | | | | | | - |
| 9/16/2021 | 7:50 | BC | 1400 | 1290 | 5.0 | - | 35 | 47.0 | 70 | - |
| 9/16/2021 | 11:46 | BC | 1400 | 1294 | 5.0 | - | 35 | 46.6 | 70 | - |
| 9/16/2021 | 12:15 | System Offline (generator service) | | | | | | | | - |
| 9/16/2021 | 16:19 | JDS | 1430 | 1316 | 5.0 | - | 35 | 55.9 | 98 | - |
| 9/17/2021 | 12:51 | JDS | 1403 | 1296 | 5.0 | - | 35 | 57.1 | 100 | - |
| 9/17/2021 | 17:01 | JDS | 1486 | 1365 | 5.0 | - | 35 | 58.1 | 102 | - |

**Table 10**
**Summary of System Two Operating Data**

Colonial Pipeline Company
2020-L1-SR2448
Huntersville, North Carolina

| Date | Time | Initials | Inlet Temperature (Deg. F) | Outlet Temperature (Deg. F) | Signal (V) | Flame Ox (Hz) | Flame Ox VFD Speed (%) | Blower VFD Speed (%) | Vacuum (Inches of $H_2O$) | Vacuum (Inches of Hg) |
|---|---|---|---|---|---|---|---|---|---|---|
| 9/18/2021 | 6:52 | JDS | 1465 | 1346 | 5.0 | - | 35 | 59.4 | 102 | - |
| 9/18/2021 | 12:20 | JDS | 1455 | 1324 | 5.0 | - | 35 | 57.9 | 102 | - |
| 9/18/2021 | 16:45 | JDS | 1455 | 1324 | 5.0 | - | 35 | 58.1 | 101 | - |
| 9/19/2021 | 8:00 | KZ | 1484 | 1365 | 5.0 | - | 35 | 60.2 | 104 | - |
| 9/19/2021 | 13:08 | KZ | 1483 | 1362 | 5.0 | - | 35 | 58.4 | 105 | - |
| 9/19/2021 | 16:40 | KZ | 1481 | 1353 | 5.0 | - | 35 | 58.6 | 100 | - |
| 9/20/2021 | 8:15 | BC | 1468 | 1341 | 5.0 | - | 35 | 80.1 | 105 | - |
| 9/20/2021 | 12:39 | JDS | 1451 | 1337 | 5.0 | - | 35 | 59.0 | 102 | - |
| 9/20/2021 | 16:05 | JDS | 1456 | 1332 | 5.0 | - | 35 | 58.8 | 104 | - |
| 9/21/2021 | 8:13 | BC | 1451 | 1325 | 5.0 | - | 35 | 60.1 | 104 | - |
| 9/21/2021 | 12:56 | JDS | 1429 | 1321 | 5.0 | - | 35 | 60.0 | 104 | - |
| 9/21/2021 | 17:08 | MT | 1449 | 1336 | 5.0 | - | 35 | 60.2 | 105 | - |
| 9/22/2021 | 7:07 | BC | - | - | - | - | - | - | - | - |
| 9/22/2021 | 9:00 | System Offline | | | | | | | | |
| 9/22/2021 | 14:00 | System Offline | | | | | | | | |
| 9/22/2021 | 14:28 | BC | 1394 | 1317 | 5.0 | - | 35 | 39.1 | 45 | - |
| 9/22/2021 | 15:40 | JDS | 1402 | 1303 | 5.0 | - | 35 | 47.8 | 70 | - |
| 9/23/2021 | 7:24 | BC | 1402 | 1293 | 5.0 | - | 35 | 49.5 | 75 | - |
| 9/23/2021 | 13:08 | BC | 1409 | 1301 | 5.0 | - | 35 | 48.1 | 78 | - |
| 9/23/2021 | 16:17 | JDS | 1494 | 1367 | 5.0 | - | 35 | 58.4 | 102 | - |
| 9/24/2021 | 7:53 | BC | 1697 | 1532 | 5.0 | - | 35 | 61.0 | 108 | - |
| 9/24/2021 | 11:42 | BC | 1522 | 1388 | 5.0 | - | 35 | 60.5 | 110 | - |
| 9/24/2021 | 16:47 | JDS | 1388 | 1283 | 5.0 | - | 35 | 61.1 | 108 | - |
| 9/25/2021 | 12:25 | JDS | 1541 | 1403 | 5.0 | - | 35 | 60.2 | 106 | - |
| 9/25/2021 | 15:12 | BC | 1512 | 1353 | 5.0 | - | 35 | 60.1 | 106 | - |
| 9/26/2021 | 8:25 | KZ | 1606 | 1466 | 5.0 | - | 35 | 61.4 | 110 | - |
| 9/26/2021 | 21:05 | KZ | 1529 | 1404 | 5.0 | - | 35 | 59.9 | 108 | - |
| 9/26/2021 | 17:20 | KZ | 1532 | 1400 | 5.0 | - | 35 | 60.3 | 106 | - |
| 9/27/2021 | 7:49 | BC | 1691 | 1527 | 5.0 | - | 35 | 62.4 | 108 | - |
| 9/27/2021 | 12:43 | BC | 1561 | 1394 | 5.0 | - | 35 | 59.8 | 104 | - |
| 9/27/2021 | 16:00 | BC | 1525 | 1385 | 5.0 | - | 35 | 59.7 | 106 | - |

**Table 10**
**Summary of System Two Operating Data**

Colonial Pipeline Company
2020-L1-SR2448
Huntersville, North Carolina

| Date | Time | Initials | Inlet Temperature (Deg. F) | Outlet Temperature (Deg. F) | Signal (V) | Flame Ox (Hz) | Flame Ox VFD Speed (%) | Blower VFD Speed (%) | Vacuum (Inches of $H_2O$) | Vacuum (Inches of Hg) |
|---|---|---|---|---|---|---|---|---|---|---|
| 9/28/2021 | 8:00 | BC | 1548 | 1410 | 5.0 | - | 35 | 61.5 | 108 | - |
| 9/28/2021 | 13:50 | BC | 1498 | 1364 | 5.0 | - | 35 | 59.3 | 106 | - |
| 9/28/2021 | 16:52 | BC | 1516 | 1376 | 5.0 | - | 35 | 59.5 | 106 | - |
| 9/29/2021 | 7:39 | JDS | 1489 | 1367 | 5.0 | - | 35 | 61.6 | 93 | - |
| 9/29/2021 | 11:59 | MT | 1470 | 1349 | 5.0 | - | 35 | 59.5 | 108 | - |
| 9/29/2021 | 16:49 | JDS | 1473 | 1348 | 5.0 | - | 35 | 59.5 | 106 | - |
| 9/30/2021 | 12:05 | JDS | 1412 | 1307 | 5.0 | - | 35 | 62.8 | 110 | - |
| 9/30/2021 | 15:53 | JDS | 1453 | 1339 | 5.0 | - | 35 | 61.2 | 115 | - |
| 10/1/2021 | 8:45 | JDS | 1460 | 1347 | 5.0 | - | 35 | 63.4 | 112 | - |
| 10/1/2021 | 16:57 | JDS | 1483 | 1360 | 5.0 | - | 35 | 62.0 | 108 | - |
| 10/2/2021 | 8:18 | MT | 1447 | 1327 | 5.0 | - | 35 | 63.5 | 113 | - |
| 10/2/2021 | 11:26 | MT | 1421 | 1304 | 5.0 | - | 35 | 62.1 | 109 | - |
| 10/2/2021 | 15:00 | MT | 1446 | 1326 | 5.0 | - | 35 | 61.3 | 108 | - |
| 10/3/2021 | 7:55 | JDS | 1450 | 1335 | 5.0 | - | 35 | 63 | 115 | - |
| 10/3/2021 | 12:05 | JDS | 1455 | 1332 | 5.0 | - | 35 | 61.5 | 114 | - |
| 10/3/2021 | 15:32 | JDS | 1466 | 1338 | 5.0 |  | 35 | 61.4 | 115 |  |
| 10/4/2021 | 8:05 | JDS | 1464 | 1347 | 5.0 | - | 35 | 62.3 | 115 | - |
| 10/4/2021 | 12:03 | JDS | 1435 | 1322 | 5.0 | - | 35 | 61.7 | 115 | - |
| 10/4/2021 | 16:40 | BC | 1446 | 1314 | 5.0 | - | 35 | 61.7 | 108 | - |
| 10/5/2021 | 8:50 | Jsh | 1428 | 1318 | 5.0 | - | 35 | 62.4 | 110 | - |
| 10/5/2021 | 12:35 | Jsh | 1421 | 1315 | 5.0 | - | 35 | 61.6 | 114 | - |
| 10/5/2021 | 17:02 | MT | 1455 | 1333 | 5.0 | - | 35 | 61.4 | 106 | - |
| 10/6/2021 | 7:24 | Jsh | 1433 | 1319 | 5.0 | - | 35 | 63 | 106 | - |
| 10/6/2021 | 13:12 | Jsh | 1413 | 1302 | 5.0 | - | 35 | 61.5 | 112 | - |
| 10/6/2021 | 16:32 | Jsh | 1469 | 1349 | 5.0 | - | 35 | 62.3 | 110 | - |
| 10/7/2021 | 7:34 | Jsh | 1439 | 1331 | 5.0 | - | 35 | 63.1 | 111 | - |
| 10/7/2021 | 11:47 | Jsh | 1431 | 1319 | 5.0 | - | 35 | 62.8 | 110 | - |
| 10/7/2021 | 16:52 | MT | 1442 | 1331 | 5.0 | - | 35 | 63.1 | 113 | - |
| 10/8/2021 | 7:25 | MT | 1438 | 1329 | 5.0 | - | 35 | 62.7 | 110 | - |
| 10/8/2021 | 12:43 | Jsh | 1438 | 1323 | 5.0 | - | 35 | 63 | 112 | - |
| 10/8/2021 | 16:09 | MT | 1432 | 1312 | 5.0 | - | 35 | 62.9 | 111 | - |

**Table 10**
**Summary of System Two Operating Data**

Colonial Pipeline Company
2020-L1-SR2448
Huntersville, North Carolina

| Date | Time | Initials | Inlet Temperature (Deg. F) | Outlet Temperature (Deg. F) | Signal (V) | Flame Ox (Hz) | Flame Ox VFD Speed (%) | Blower VFD Speed (%) | Vacuum (Inches of $H_2O$) | Vacuum (Inches of Hg) |
|---|---|---|---|---|---|---|---|---|---|---|
| 10/9/2021 | 7:58 | Jsh | 1460 | 1341 | 5.0 | - | 35 | 63.1 | 115 | - |
| 10/9/2021 | 11:40 | Jsh | 1424 | 1309 | 5.0 | - | 35 | 62.6 | 116 | - |
| 10/9/2021 | 17:05 | CDR | 1447 | 1332 | 5.0 | - | 35 | 62.3 | 115 | - |
| 10/10/2021 | 8:33 | KZ | 1441 | 1330 | 5.0 | - | 35 | 63.1 | 113 | - |
| 10/10/2021 | 12:40 | KZ | 1464 | 1351 | 5.0 | - | 35 | 61.6 | 111 | - |
| 10/10/2021 | 15:30 | KZ | 1478 | 1355 | 5.0 | - | 35 | 61.3 | 113 | - |
| 10/11/2021 | 7:42 | BC | 1467 | 1339 | 5.0 | - | 30 | 62.9 | 112 | - |
| 10/11/2021 | 13:33 | JDS | 1488 | 1364 | 5.0 | - | 30 | 62.1 | 112 | - |
| 10/11/2021 | 17:18 | JDS | 1493 | 1360 | 5.0 | - | 30 | 62.4 | 110 | - |
| 10/12/2021 | 8:11 | JDS | 1492 | 1360 | 5.0 | - | 30 | 63 | 112 | - |
| 10/12/2021 | 13:04 | BC | 1493 | 1356 | 5.0 | - | 30 | 61.7 | 106 | - |
| 10/12/2021 | 16:22 | JDS | 1514 | 1370 | 5.0 | - | 30 | 61.7 | 114 | - |
| 10/13/2021 | 7:42 | BC | 1552 | 1398 | 5.0 | - | 30 | 63.1 | 110 | - |
| 10/13/2021 | 12:02 | BC | 1499 | 1349 | 5.0 | - | 30 | 61.6 | 110 | - |
| 10/13/2021 | 13:12 | JDS | 1499 | 1358 | 5.0 | - | 30 | 61.2 | 110 | - |
| 10/13/2021 | 16:06 | JDS | 1502 | 1362 | 5.0 | - | 30 | 61.3 | 110 | - |
| 10/13/2021 | 16:10 | JDS | 1738 | 1651 | 5.0 | - | 68 | 69 | 32 | - |
| 10/14/2021 | 7:33 | JDS | 1548 | 1404 | 5.0 | - | 30 | 63.2 | 112 | - |
| 10/14/2021 | 13:41 | JDS | 1503 | 1370 | 5.0 | - | 30 | 61 | 110 | - |
| 10/14/2021 | 17:03 | BC | 1514 | 1365 | 5.0 | - | 30 | 61 | 108 | - |
| 10/15/2021 | 7:55 | BC | 1570 | 1419 | 5.0 | - | 30 | 63.3 | 110 | - |
| 10/15/2021 | 13:07 | Jsh | 1510 | 1376 | 5.0 | - | 30 | 60.5 | 110 | - |
| 10/15/2021 | 16:57 | BC | 1479 | 1340 | 5.0 | - | 30 | 60.3 | 110 | - |
| 10/16/2021 | 7:57 | BC | 1485 | 1339 | 5.0 | - | 30 | 61.6 | 110 | - |
| 10/16/2021 | 12:38 | BC | 1470 | 1312 | 5.0 | - | 30 | 60.5 | 108 | - |
| 10/16/2021 | 16:03 | BC | 1466 | 1330 | 5.0 | - | 30 | 61 | 110 | - |
| 10/17/2021 | 9:01 | KZ | 1690 | 1529 | 5.0 | - | 30 | 62.8 | 115 | - |
| 10/17/2021 | 12:15 | KZ | 1521 | 1375 | 5.0 | - | 30 | 61.6 | 113 | - |
| 10/17/2021 | 15:55 | KZ | 1462 | 1337 | 5.0 | - | 30 | 61.6 | 111 | - |
| 10/18/2021 | 8:30 | BC | 1700 | 1529 | 5.0 | - | 30 | 62.6 | 112 | - |
| 10/18/2021 | 12:23 | BC | 1495 | 1352 | 5.0 | - | 30 | 61.7 | 110 | - |

**Table 10**
**Summary of System Two Operating Data**

Colonial Pipeline Company
2020-L1-SR2448
Huntersville, North Carolina

| Date | Time | Initials | Inlet Temperature (Deg. F) | Outlet Temperature (Deg. F) | Signal (V) | Flame Ox (Hz) | Flame Ox VFD Speed (%) | Blower VFD Speed (%) | Vacuum (Inches of $H_2O$) | Vacuum (Inches of Hg) |
|---|---|---|---|---|---|---|---|---|---|---|
| 10/18/2021 | 16:22 | BC | 1,514 | 1,368 | 5.0 | - | 30.0 | 61.4 | 110 | - |
| 10/19/2021 | 7:45 | BC | 1,694 | 1,521 | 5.0 | - | 30.0 | 62.6 | 110 | - |
| 10/19/2021 | 13:20 | JDS | 1,487 | 1,355 | 5.0 | - | 30.0 | 61.1 | 109 | - |
| 10/19/2021 | 15:32 | Jsh | 1,476 | 1,343 | 5.0 | - | 30.0 | 61.1 | 110 | - |
| 10/20/2021 | 11:33 | JDS | 1,467 | 1,343 | 5.0 | - | 30.0 | 61.4 | 110 | - |
| 10/20/2021 | 16:17 | JDS | 1,528 | 1,385 | 5.0 | - | 30.0 | 61.6 | 110 | - |
| 10/21/2021 | 8:40 | JDS | 1,625 | 1,471 | 5.0 | - | 30.0 | 63.1 | 114 | - |
| 10/21/2021 | 13:18 | Jsh | 1,534 | 1,391 | 5.0 | - | 30.0 | 61.6 | 119 | - |
| 10/21/2021 | 16:28 | JDS | 1,520 | 1,383 | 5.0 | - | 30.0 | 61.9 | 110 | - |
| 10/22/2021 | 8:47 | JDS | 1,492 | 1,351 | 5.0 | - | 30.0 | 62.2 | 110 | - |
| 10/22/2021 | 13:22 | BC | 1,419 | 1,298 | 5.0 | - | 30.0 | 61.3 | 108 | - |
| 10/22/2021 | 16:46 | BC | 1,509 | 1,379 | 5.0 | - | 30.0 | 60.9 | 108 | - |
| 10/23/2021 | 8:06 | MT | 1,651 | 1,495 | 5.0 | - | 30.0 | 62.5 | 110 | - |
| 10/23/2021 | 12:03 | MT | 1,527 | 1,392 | 5.0 | - | 30.0 | 61.3 | 124 | - |
| 10/23/2021 | 15:34 | MT | 1,504 | 1,375 | 5.0 | - | 30.0 | 61.1 | 114 | - |
| 10/24/2021 | 8:24 | KZ | 1,631 | 1,478 | 5.0 | - | 30.0 | 62.5 | 110 | - |
| 10/24/2021 | 12:37 | KZ | 1,511 | 1,365 | 5.0 | - | 30.0 | 61.4 | 112 | - |
| 10/24/2021 | 16:00 | KZ | 1,510 | 1,367 | 5.0 | - | 30.0 | 61.3 | 108 | - |
| 10/25/2021 | 7:33 | JDS | 1,503 | 1,368 | 5.0 | - | 30.0 | 62.5 | 110 | - |
| 10/25/2021 | 13:05 | Jsh | 1,502 | 1,364 | 5.0 | - | 30.0 | 60.3 | 118 | - |
| 10/25/2021 | 16:45 | JDS | 1,503 | 1,365 | 5.0 | - | 30.0 | 60.5 | 108 | - |
| 10/26/2021 | 8:10 | JDS | 1,600 | 1,450 | 5.0 | - | 30.0 | 62.7 | 110 | - |
| 10/26/2021 | 13:27 | Jsh | 1,397 | 1,300 | 5.0 | - | 30.0 | 48.2 | 74 | - |
| 10/26/2021 | 17:14 | JDS | 1,400 | 1,294 | 5.0 | - | 30.0 | 49.0 | 74 | - |
| 10/27/2021 | 7:29 | JDS | 1,404 | 1,299 | 5.0 | - | 30.0 | 49.5 | 74 | - |
| 10/27/2021 | 12:41 | BC | 1,400 | 1,294 | 5.0 | - | 30.0 | 48.6 | 76 | - |
| 10/27/2021 | 17:11 | JDS | 1,428 | 1,308 | 5.0 | - | 30.0 | 65.5 | 112 | - |
| 10/28/2021 | 7:26 | BC | 1,532 | 1,382 | 5.0 | - | 30.0 | 66.5 | 116 | - |
| 10/28/2021 | 12:05 | JDS | 1,422 | 1,304 | 5.0 | - | 30.0 | 66.1 | 118 | - |
| 10/28/2021 | 15:57 | MT | 1,482 | 1,331 | 5.0 | - | 30.0 | 66.1 | 114 | - |
| 10/29/2021 | 9:44 | JSH | 1,656 | 1,496 | 5.0 | - | 30.0 | 66.9 | 120 | - |

**Table 10**
**Summary of System Two Operating Data**

Colonial Pipeline Company
2020-L1-SR2448
Huntersville, North Carolina

| Date | Time | Initials | Inlet Temperature (Deg. F) | Outlet Temperature (Deg. F) | Signal (V) | Flame Ox (Hz) | Flame Ox VFD Speed (%) | Blower VFD Speed (%) | Vacuum (Inches of $H_2O$) | Vacuum (Inches of Hg) |
|---|---|---|---|---|---|---|---|---|---|---|
| 10/29/2021 | 15:51 | Jsh | 1,539 | 1,396 | 5.0 | - | 30.0 | 66.7 | 119 | - |
| 10/30/2021 | 8:00 | BC | 1,486 | 1,344 | 5.0 | - | 30.0 | 67.5 | 118 | - |
| 10/30/2021 | 12:47 | BC | 1,473 | 1,338 | 5.0 | - | 30.0 | 66.9 | 120 | - |
| 10/30/2021 | 16:35 | BC | 1,481 | 1,331 | 5.0 | - | 30.0 | 66.8 | 120 | - |
| 10/31/2021 | 8:10 | KZ | 1,487 | 1,351 | 5.0 | - | 30.0 | 67.3 | 116 | - |
| 10/31/2021 | 12:55 | KZ | 1,484 | 1,350 | 5.0 | - | 30.0 | 66.1 | 118 | - |
| 10/31/2021 | 16:40 | KZ | 1,497 | 1,365 | 5.0 | - | 30.0 | 66.7 | 119 | - |
| 11/1/2021 | 7:41 | JDS | 1,534 | 1,392 | 5.0 | - | 30.0 | 67.7 | 118 | - |
| 11/1/2021 | 16:01 | JDS | 1,454 | 1,330 | 5.0 | - | 30.0 | 66.6 | 118 | - |
| 11/2/2021 | 7:33 | BC | 1,520 | 1,385 | 5.0 | - | 30.0 | 68.0 | 118 | - |
| 11/2/2021 | 13:15 | System Offline (generator service) | | | | | | | | |
| 11/2/2021 | 15:34 | JDS | 1,435 | 1,318 | 5.0 | - | 30.0 | 67.0 | 124 | - |
| 11/3/2021 | 8:23 | JDS | 1,451 | 1,332 | 5.0 | - | 30.0 | 69.4 | 126 | - |
| 11/3/2021 | 12:51 | BC | 1,428 | 1,303 | 5.0 | - | 30.0 | 68.8 | 126 | - |
| 11/3/2021 | 16:08 | JDS | 1,419 | 1,305 | 5.0 | - | 30.0 | 69.3 | 126 | - |
| 11/4/2021 | 7:36 | JDS | 1,487 | 1,362 | 5.0 | - | 30.0 | 68.8 | 125 | - |
| 11/4/2021 | 12:39 | JDS | 1,414 | 1,307 | 5.0 | - | 30.0 | 68.9 | 124 | - |
| 11/4/2021 | 16:04 | JDS | 1,429 | 1,317 | 5.0 | - | 30.0 | 68.6 | 128 | - |
| 11/5/2021 | 7:46 | JDS | 1,556 | 1,414 | 5.0 | - | 30.0 | 68.9 | 125 | - |
| 11/5/2021 | 13:03 | Jsh | 1,451 | 1,330 | 5.0 | - | 30.0 | 69.3 | 123 | - |
| 11/5/2021 | 16:35 | Jsh | 1,400 | 1,316 | 5.0 | - | 30.0 | 69.1 | 127 | - |
| 11/6/2021 | 8:38 | Jsh | 1,613 | 1,467 | 5.0 | - | 30.0 | 69.2 | 126 | - |
| 11/6/2021 | 12:37 | Jsh | 1,418 | 1,309 | 5.0 | - | 30.0 | 69.2 | 126 | - |
| 11/6/2021 | 16:05 | Jsh | 1,411 | 1,306 | 5.0 | - | 30.0 | 69.0 | 126 | - |
| 11/7/2021 | 8:40 | KZ | 1,454 | 1,332 | 5.0 | - | 30.0 | 68.9 | 126 | - |
| 11/7/2021 | 13:10 | KZ | 1,433 | 1,317 | 5.0 | - | 30.0 | 68.2 | 125 | - |
| 11/7/2021 | 15:38 | KZ | 1,436 | 1,315 | 5.0 | - | 30.0 | 68.1 | 125 | - |
| 11/8/2021 | 12:53 | Jsh | 1,460 | 1,340 | 5.0 | - | 30.0 | 67.8 | 126 | - |
| 11/8/2021 | 16:07 | JDS | 1,482 | 1,357 | 5.0 | - | 30.0 | 68.3 | 124 | - |
| 11/9/2021 | 7:35 | JDS | 1,556 | 1,416 | 5.0 | - | 30.0 | 68.8 | 123 | - |
| 11/9/2021 | 11:42 | JDS | 1,408 | 1,306 | 5.0 | - | 30.0 | 68.4 | 126 | - |

**Table 10**
**Summary of System Two Operating Data**

Colonial Pipeline Company
2020-L1-SR2448
Huntersville, North Carolina

| Date | Time | Initials | Inlet Temperature (Deg. F) | Outlet Temperature (Deg. F) | Signal (V) | Flame Ox (Hz) | Flame Ox VFD Speed (%) | Blower VFD Speed (%) | Vacuum (Inches of $H_2O$) | Vacuum (Inches of Hg) |
|---|---|---|---|---|---|---|---|---|---|---|
| 11/9/2021 | 16:12 | JDS | 1,402 | 1,288 | 5.0 | - | 30.0 | 72.9 | 314 | - |
| 11/10/2021 | 8:46 | JDS | 1,407 | 1,308 | 5.0 | - | 30.0 | 63.9 | 134 | - |
| 11/10/2021 | 11:57 | JDS | 1,407 | 1,288 | 5.0 | - | 30.0 | 72.4 | 134 | - |
| 11/10/2021 | 15:29 | JDS | 1,451 | 1,331 | 5.0 | - | 30.0 | 72.3 | 132 | - |
| 11/11/2021 | 9:07 | JDS | 1,463 | 1,339 | 5.0 | - | 30.0 | 73.3 | 133 | - |
| 11/11/2021 | 12:47 | JDS | 1,416 | 1,311 | 5.0 | - | 30.0 | 72.5 | 133 | - |
| 11/11/2021 | 16:00 | KZ | 1,416 | 1,307 | 5.0 | - | 30.0 | 72.5 | 133 | - |
| 11/12/2021 | 12:39 | BC | 1,453 | 1,322 | 5.0 | - | 30.0 | 72.2 | 133 | - |
| 11/12/2021 | 16:07 | BC | 1,488 | 1,346 | 5.0 | - | 30.0 | 72.7 | 134 | - |
| 11/13/2021 | 8:40 | JDS | 1,572 | 1,429 | 5.0 | - | 30.0 | 72.9 | 133 | - |
| 11/13/2021 | 12:39 | JDS | 1,467 | 1,340 | 5.0 | - | 30.0 | 72.1 | 132 | - |
| 11/13/2021 | 16:32 | JDS | 1,467 | 1,345 | 5.0 | - | 30.0 | 73.2 | 134 | - |
| 11/14/2021 | 9:00 | KZ | 1,508 | 1,377 | 5.0 | - | 30.0 | 73.2 | 134 | - |
| 11/14/2021 | 12:40 | KZ | 1,455 | 1,333 | 5.0 | - | 30.0 | 73.3 | 134 | - |
| 11/14/2021 | 16:40 | KZ | 1,461 | 1,336 | 5.0 | - | 30.0 | 73.4 | 134 | - |
| 11/15/2021 | 7:32 | JDS | 1,572 | 1,433 | 5.0 | - | 30.0 | 74.1 | 136 | - |
| 11/15/2021 | 13:18 | Jsh | 1,474 | 1,346 | 5.0 | - | 30.0 | 72.3 | 132 | - |
| 11/15/2021 | 15:56 | JDS | 1,479 | 1,352 | 5.0 | - | 30.0 | 72.7 | 132 | - |
| 11/16/2021 | 7:29 | JDS | 1,542 | 1,401 | 5.0 | - | 30.0 | 72.9 | 132 | - |
| 11/16/2021 | 15:58 | JDS | 1,434 | 1,319 | 5.0 | - | 30.0 | 72.4 | 132 | - |
| 11/17/2021 | 7:22 | JDS | 1,529 | 1,393 | 5.0 | - | 30.0 | 73.0 | 132 | - |
| 11/17/2021 | 11:13 | JDS | 1,458 | 1,338 | 5.0 | - | 30.0 | 71.8 | 130 | - |
| 11/17/2021 | 16:17 | JDS | 1,427 | 1,312 | 5.0 | - | 30.0 | 71.3 | 130 | - |
| 11/18/2021 | 7:25 | JDS | 1,440 | 1,325 | 5.0 | - | 30.0 | 72.5 | 130 | - |
| 11/18/2021 | 13:05 | JDS | 1,468 | 1,337 | 5.0 | - | 30.0 | 70.8 | 129 | - |
| 11/18/2021 | 16:25 | JDS | 1,407 | 1,302 | 5.0 | - | 30.0 | 71.0 | 130 | - |
| 11/19/2021 | 8:11 | JDS | 1,593 | 1,450 | 5.0 | - | 30.0 | 72.4 | 130 | - |
| 11/19/2021 | 11:53 | JDS | 1,406 | 1,309 | 5.0 | - | 30.0 | 71.5 | 132 | - |
| 11/19/2021 | 16:27 | JDS | 1,416 | 1,317 | 5.0 | - | 30.0 | 73.4 | 132 | - |
| 11/20/2021 | 9:05 | CSM | 1,516 | 1,335 | 5.0 | - | 30.0 | 73.5 | 132 | - |
| 11/20/2021 | 13:10 | CSM | 1,503 | 1,318 | 5.0 | - | 30.0 | 71.6 | 132 | - |

**Table 10**
**Summary of System Two Operating Data**

Colonial Pipeline Company
2020-L1-SR2448
Huntersville, North Carolina

| Date | Time | Initials | Inlet Temperature (Deg. F) | Outlet Temperature (Deg. F) | Signal (V) | Flame Ox (Hz) | Flame Ox VFD Speed (%) | Blower VFD Speed (%) | Vacuum (Inches of $H_2O$) | Vacuum (Inches of Hg) |
|---|---|---|---|---|---|---|---|---|---|---|
| 11/20/2021 | 16:37 | CSM | 1,391 | 1,306 | 5.0 | - | 30.0 | 73.1 | 132 | - |
| 11/21/2021 | 8:45 | KZ | 1,438 | 1,327 | 5.0 | - | 30.0 | 73.4 | 132 | - |
| 11/21/2021 | 12:30 | KZ | 1,411 | 1,310 | 5.0 | - | 30.0 | 73.2 | 132 | - |
| 11/21/2021 | 16:35 | KZ | 1,391 | 1,303 | 5.0 | - | 30.0 | 73.0 | 132 | - |
| 11/22/2021 | 7:36 | Vh | 1,410 | 1,313 | 5.0 | - | 30.0 | 72.5 | 131 | - |
| 11/22/2021 | 13:06 | JDS | 1,401 | 1,311 | 5.0 | - | 30.0 | 71.9 | 132 | - |
| 11/22/2021 | 16:12 | MT | 1,526 | 1,393 | 5.0 | - | 30.0 | 72.5 | 132 | - |
| 11/23/2021 | 7:21 | BC | 1,463 | 1,338 | 5.0 | - | 30.0 | 73.4 | 132 | - |
| 11/23/2021 | 16:01 | JDS | 1,409 | 1,307 | 5.0 | - | 30.0 | 73.3 | 133 | - |
| 11/24/2021 | 7:33 | JDS | 1,434 | 1,325 | 5.0 | - | 30.0 | 74.1 | 133 | - |
| 11/24/2021 | 11:27 | JDS | 1,410 | 1,311 | 5.0 | - | 30.0 | 74.3 | 134 | - |
| 11/24/2021 | 15:50 | KZ | 1,399 | 1,320 | 5.0 | - | 30.0 | 74.3 | 134 | - |
| 11/25/2021 | 7:22 | JDS | 1,484 | 1,359 | 5.0 | - | 30.0 | 74.0 | 132 | - |
| 11/25/2021 | 12:44 | JDS | 1,401 | 1,304 | 5.0 | - | 30.0 | 73.0 | 132 | - |
| 11/25/2021 | 16:37 | JDS | 1,404 | 1,311 | 5.0 | - | 30.0 | 72.3 | 130 | - |
| 11/26/2021 | 7:58 | JDS | 1,453 | 1,336 | 5.0 | - | 30.0 | 71.8 | 128 | - |
| 11/26/2021 | 11:31 | JDS | 1,402 | 1,308 | 5.0 | - | 30.0 | 71.7 | 130 | - |
| 11/26/2021 | 16:16 | JDS | 1,396 | 1,310 | 5.0 | - | 30.0 | 72.4 | 130 | - |
| 11/27/2021 | 7:58 | JDS | 1,426 | 1,325 | 5.0 | - | 30.0 | 72.8 | 130 | - |
| 11/27/2021 | 12:02 | JDS | 1,402 | 1,308 | 5.0 | - | 30.0 | 72.1 | 130 | - |
| 11/27/2021 | 15:56 | JDS | 1,406 | 1,304 | 5.0 | - | 30.0 | 72.4 | 130 | - |
| 11/28/2021 | 9:05 | KZ | 1,418 | 1,321 | 5.0 | - | 30.0 | 71.9 | 128 | - |
| 11/28/2021 | 12:35 | KZ | 1,389 | 1,300 | 5.0 | - | 30.0 | 71.8 | 129 | - |
| 11/28/2021 | 16:40 | KZ | 1,410 | 1,311 | 5.0 | - | 30.0 | 72.1 | 130 | - |
| 11/29/2021 | 7:28 | BC | 1,418 | 1,317 | 5.0 | - | 30.0 | 72.2 | 128 | - |
| 11/29/2021 | 11:45 | System Offline | | | | | | | | |
| 11/29/2021 | 16:20 | BC | 1,410 | 1,324 | 5.0 | - | 30.0 | 62.1 | 98 | - |
| 11/30/2021 | 6:30 | System Offline | | | | | | | | |
| 11/30/2021 | 14:15 | BC | 1,469 | 1,366 | 5.0 | - | 30.0 | 61.8 | 96 | - |
| 11/30/2021 | 17:15 | MT | 1,414 | 1,315 | 5.0 | - | 30.0 | 72.5 | 130 | - |
| 12/1/2021 | 8:43 | Jsh | 1,394 | 1,308 | 5.0 | - | 30.0 | 72.5 | 129 | - |

**Table 10**
**Summary of System Two Operating Data**

Colonial Pipeline Company
2020-L1-SR2448
Huntersville, North Carolina

| Date | Time | Initials | Inlet Temperature (Deg. F) | Outlet Temperature (Deg. F) | Signal (V) | Flame Ox (Hz) | Flame Ox VFD Speed (%) | Blower VFD Speed (%) | Vacuum (Inches of $H_2O$) | Vacuum (Inches of Hg) |
|---|---|---|---|---|---|---|---|---|---|---|
| 12/1/2021 | 12:50 | JDS | 1,405 | 1,301 | 5.0 | - | 30.0 | 71.5 | 130 | - |
| 12/1/2021 | 15:58 | JDS | 1,399 | 1,316 | 5.0 | - | 30.0 | 71.8 | 129 | - |
| 12/2/2021 | 8:03 | JDS | 1,444 | 1,329 | 5.0 | - | 30.0 | 71.2 | 127 | - |
| 12/2/2021 | 11:23 | JDS | 1,404 | 1,300 | 5.0 | - | 30.0 | 70.6 | 126 | - |
| 12/2/2021 | 16:01 | JDS | 1,403 | 1,304 | 5.0 | - | 30.0 | 70.3 | 126 | - |
| 12/3/2021 | 8:29 | JDS | 1,420 | 1,321 | 5.0 | - | 30.0 | 71.1 | 126 | - |
| 12/3/2021 | 12:55 | JDS | 1,400 | 1,301 | 5.0 | - | 30.0 | 69.9 | 127 | - |
| 12/3/2021 | 15:20 | JDS | 1,408 | 1,300 | 5.0 | - | 30.0 | 70.0 | 124 | - |
| 12/4/2021 | 7:50 | JDS | 1,403 | 1,310 | 5.0 | - | 30.0 | 72.2 | 130 | - |
| 12/4/2021 | 11:49 | JDS | 1,406 | 1,301 | 5.0 | - | 30.0 | 72.4 | 132 | - |
| 12/4/2021 | 15:51 | JDS | 1,396 | 1,308 | 5.0 | - | 30.0 | 70.0 | 123 | - |
| 12/5/2021 | 8:30 | KZ | 1,394 | 1,313 | 5.0 | - | 30.0 | 71.0 | 126 | - |
| 12/5/2021 | 13:00 | KZ | 1,402 | 1,321 | 5.0 | - | 30.0 | 70.9 | 126 | - |
| 12/5/2021 | 16:34 | KZ | 1,384 | 1,304 | 5.0 | - | 30.0 | 70.8 | 125 | - |
| 12/6/2021 | 7:33 | JDS | 1,407 | 1,305 | 5.0 | - | 30.0 | 71.4 | 127 | - |
| 12/6/2021 | 12:18 | JDS | 1,425 | 1,316 | 5.0 | - | 30.0 | 69.5 | 125 | - |
| 12/6/2021 | 16:35 | BC | 1,401 | 1,297 | 5.0 | - | 30.0 | 69.7 | 125 | - |
| 12/7/2021 | 8:12 | Jsh | 1,534 | 1,395 | 5.0 | - | 30.0 | 71.5 | 126 | - |
| 12/7/2021 | 12:48 | JDS | 1,397 | 1,304 | 5.0 | - | 30.0 | 71.2 | 128 | - |
| 12/7/2021 | 15:46 | JDS | 1,396 | 1,300 | 5.0 | - | 30.0 | 71.6 | 128 | - |
| 12/8/2021 | 8:24 | JDS | 1,528 | 1,390 | 5.0 | - | 30.0 | 71.3 | 128 | - |
| 12/8/2021 | 12:26 | JDS | 1,418 | 1,323 | 5.0 | - | 30.0 | 71.1 | 127 | - |
| 12/8/2021 | 16:12 | JDS | 1,407 | 1,299 | 5.0 | - | 30.0 | 71.1 | 128 | - |
| 12/9/2021 | 7:18 | BC | 1,431 | 1,319 | 5.0 | - | 30.0 | 71.8 | 125 | - |
| 12/9/2021 | 12:53 | JDS | 1,407 | 1,309 | 5.0 | - | 30.0 | 71.5 | 126 | - |
| 12/9/2021 | 15:27 | JDS | 1,406 | 1,301 | 5.0 | - | 30.0 | 73.0 | 130 | - |
| 12/10/2021 | 7:35 | BC | 1,408 | 1,301 | 5.0 | - | 30.0 | 73.1 | 130 | - |
| 12/10/2021 | 13:05 | JDS | 1,401 | 1,302 | 5.0 | - | 30.0 | 73.3 | 132 | - |
| 12/10/2021 | 16:45 | JDS | 1,425 | 1,320 | 5.0 | - | 30.0 | 73.9 | 132 | - |
| 12/11/2021 | 7:12 | MT | 1,395 | 1,302 | 5.0 | - | 30.0 | 73.3 | 130 | - |
| 12/11/2021 | 11:41 | MT | 1,408 | 1,318 | 5.0 | - | 30.0 | 72.1 | 129 | - |

**Table 10**
**Summary of System Two Operating Data**

Colonial Pipeline Company
2020-L1-SR2448
Huntersville, North Carolina

| Date | Time | Initials | Inlet Temperature (Deg. F) | Outlet Temperature (Deg. F) | Signal (V) | Flame Ox (Hz) | Flame Ox VFD Speed (%) | Blower VFD Speed (%) | Vacuum (Inches of $H_2O$) | Vacuum (Inches of Hg) |
|---|---|---|---|---|---|---|---|---|---|---|
| 12/11/2021 | 15:50 | MT | 1,413 | 1,409 | 5.0 | - | 30.0 | 71.1 | 130 | - |
| 12/12/2021 | 8:55 | KZ | 1,514 | 1,383 | 5.0 | - | 30.0 | 73.0 | 130 | - |
| 12/12/2021 | 13:00 | KZ | 1,397 | 1,307 | 5.0 | - | 30.0 | 73.1 | 132 | - |
| 12/12/2021 | 16:23 | KZ | 1,400 | 1,314 | 5.0 | - | 30.0 | 73.4 | 132 | - |
| 12/13/2021 | 7:22 | BC | 1,407 | 1,306 | 5.0 | - | 30.0 | 72.7 | 132 | - |
| 12/13/2021 | 11:46 | JDS | 1,405 | 1,306 | 5.0 | - | 30.0 | 73.3 | 132 | - |
| 12/13/2021 | 7:22 | BC | 1,407 | 1,306 | 5.0 | - | 30 | 72.7 | 132 | - |
| 12/13/2021 | 11:46 | JDS | 1,405 | 1,306 | 5.0 | - | 30 | 73.3 | 132 | - |
| 12/13/2021 | 16:44 | JDS | 1,419 | 1,308 | 5.0 | - | 30 | 73.6 | 132 | - |
| 12/14/2021 | 7:15 | BC | 1,410 | 1,299 | 5.0 | - | 25 | 75.0 | 134 | - |
| 12/14/2021 | 12:35 | BC | 1,468 | 1,334 | 5.0 | - | 24 | 74.0 | 134 | - |
| 12/14/2021 | 13:45 | CSM | 1,475 | 1,346 | 5.0 | - | 24 | 74.6 | 134 | - |
| 12/15/2021 | 7:16 | BC | 1,500 | 1,343 | 5.0 | - | 24 | 75.3 | 134 | - |
| 12/15/2021 | 12:34 | JDS | 1,445 | 1,324 | 5.0 | - | 24 | 74.4 | 134 | - |
| 12/15/2021 | 15:42 | BC | 1,446 | 1,318 | 5.0 | - | 24 | 74.9 | 135 | - |
| 12/16/2021 | 7:41 | BC | 1,521 | 1,370 | 5.0 | - | 24 | 75.0 | 135 | - |
| 12/16/2021 | 13:21 | BC | 1,427 | 1,304 | 5.0 | - | 24 | 73.9 | 135 | - |
| 12/16/2021 | 15:57 | JDS | 1,414 | 1,304 | 5.0 | - | 24 | 73.8 | 136 | - |
| 12/17/2021 | 7:14 | BC | 1,386 | 1,293 | 5.0 | - | 24 | 80.8 | 140 | - |
| 12/17/2021 | 12:06 | JDS | 1,391 | 1,291 | 5.0 | - | 25 | 78.6 | 140 | - |
| 12/17/2021 | 15:54 | JDS | 1,407 | 1,305 | 5.0 | - | 25 | 79.3 | 140 | - |
| 12/18/2021 | 7:38 | JDS | 1,428 | 1,313 | 5.0 | - | 25 | 79.4 | 140 | - |
| 12/18/2021 | 12:02 | JDS | 1,444 | 1,322 | 5.0 | - | 23 | 79.0 | 140 | - |
| 12/18/2021 | 15:52 | JDS | 1,442 | 1,322 | 5.0 | - | 23 | 79.0 | 140 | - |
| 12/19/2021 | 9:25 | Kz | 1,487 | 1,356 | 5.0 | - | 23 | 79.7 | 140 | - |
| 12/19/2021 | 13:20 | Kz | 1,484 | 1,351 | 5.0 | - | 23 | 79.9 | 140 | - |
| 12/19/2021 | 16:50 | Kz | 1,476 | 1,339 | 5.0 | - | 23 | 80.2 | 140 | - |
| 12/20/2021 | 7:19 | JDS | 1,524 | 1,379 | 5.0 | - | 23 | 80.6 | 140 | - |
| 12/20/2021 | 12:58 | JDS | 1,482 | 1,349 | 5.0 | - | 23 | 80.7 | 140 | - |
| 12/20/2021 | 15:28 | JDS | 1,472 | 1,337 | 5.0 | - | 23 | 80.9 | 140 | - |
| 12/21/2021 | 7:15 | BC | 1,556 | 1,400 | 5.0 | - | 23 | 80.2 | 140 | - |

**Table 10**
**Summary of System Two Operating Data**

Colonial Pipeline Company
2020-L1-SR2448
Huntersville, North Carolina

| Date | Time | Initials | Inlet Temperature (Deg. F) | Outlet Temperature (Deg. F) | Signal (V) | Flame Ox (Hz) | Flame Ox VFD Speed (%) | Blower VFD Speed (%) | Vacuum (Inches of $H_2O$) | Vacuum (Inches of Hg) |
|---|---|---|---|---|---|---|---|---|---|---|
| 12/21/2021 | 11:41 | BC | 1,556 | 1,407 | 5.0 | - | 23 | 80.2 | 140 | - |
| 12/21/2021 | 17:00 | VJH | 1,444 | 1,326 | 5.0 | - | 23 | 80.4 | 140 | - |
| 12/22/2021 | 7:14 | BC | 1,569 | 1,414 | 5.0 | - | 23 | 79.6 | 140 | - |
| 12/22/2021 | 11:16 | JDS | 1,489 | 1,360 | 5.0 | - | 23 | 79.6 | 140 | - |
| 12/22/2021 | 16:13 | JDS | 1,464 | 1,337 | 5.0 | - | 23 | 80.0 | 140 | - |
| 12/23/2021 | 7:28 | MT | 1,498 | 1,354 | 5.0 | - | 23 | 80.1 | 138 | - |
| 12/23/2021 | 12:54 | BC | 1,441 | 1,313 | 5.0 | - | 23 | 80.6 | 140 | - |
| 12/23/2021 | 15:40 | JDS | 1,419 | 1,310 | 5.0 | - | 23 | 80.6 | 140 | - |
| 12/24/2021 | 8:46 | VJH | 1,526 | 1,382 | 5.0 | - | 23 | 80.6 | 140 | - |
| 12/24/2021 | 13:01 | VJH | 1,420 | 1,312 | 5.0 | - | 23 | 80.1 | 140 | - |
| 12/24/2021 | 15:12 | VJH | 1,463 | 1,335 | 5.0 | - | 23 | 80.1 | 140 | - |
| 12/25/2021 | 8:13 | VJH | 1,393 | 1,288 | 5.0 | - | 23 | 79.9 | 140 | - |
| 12/25/2021 | 12:30 | VJH | 1,385 | 1,286 | 5.0 | - | 23 | 78.9 | 140 | - |
| 12/25/2021 | 15:15 | VJH | 1,396 | 1,286 | 5.0 | - | 23 | 79.0 | 140 | - |
| 12/26/2021 | 8:04 | Jsh | 1,402 | 1,300 | 5.0 | - | 23 | 79.8 | 140 | - |
| 12/26/2021 | 11:06 | Jsh | 1,482 | 1,353 | 5.0 | - | 23 | 78.8 | 140 | - |
| 12/26/2021 | 15:20 | Jsh | 1,453 | 1,333 | 5.0 | - | 23 | 79.0 | 136 | - |
| 12/27/2021 | 7:55 | JDS | 1,556 | 1,402 | 5.0 | - | 23 | 79.8 | 140 | - |
| 12/27/2021 | 11:50 | JDS | 1,400 | 1,293 | 5.0 | - | 23 | 70.3 | 115 | - |
| 12/27/2021 | 15:37 | MT | 1,411 | 1,280 | 5.0 | - | 23 | 70.1 | 115 | - |
| 12/28/2021 | 7:14 | JDS | 1,345 | 1,247 | 5.0 | - | 23 | 70.9 | 116 | - |
| 12/28/2021 | 12:54 | JDS | 1,401 | 1,328 | 5.0 | - | 30 | 66.2 | 108 | - |
| 12/28/2021 | 15:37 | VJH | 1,477 | 1,388 | 5.0 | - | 30 | 75.4 | 138 | - |
| 12/29/2021 | 7:22 | JDS | 1,409 | 1,310 | 5.0 | - | 23 | 80.8 | 140 | - |
| 12/29/2021 | 11:46 | JDS | 1,402 | 1,311 | 5.0 | - | 23 | 79.6 | 140 | - |
| 12/29/2021 | 15:40 | JDS | 1,444 | 1,330 | 5.0 | - | 23 | 79.7 | 140 | - |
| 12/30/2021 | 7:49 | JDS | 1,444 | 1,330 | 5.0 | - | 23 | 80.0 | 140 | - |
| 12/30/2021 | 12:47 | CSM | 1,419 | 1,330 | 5.0 | - | 23 | 79.8 | 140 | - |
| 12/30/2021 | 14:47 | System Offline (generator service) | | | | | | | | |
| 12/30/2021 | 15:25 | MT | 1,423 | 1,303 | 5.0 | - | 25 | 80.3 | 140 | - |
| 12/31/2021 | 8:42 | JSH | 1,473 | 1,343 | 5.0 | - | 23 | 80.4 | 140 | - |

**Table 10**
**Summary of System Two Operating Data**

Colonial Pipeline Company
2020-L1-SR2448
Huntersville, North Carolina

| Date | Time | Initials | Inlet Temperature (Deg. F) | Outlet Temperature (Deg. F) | Signal (V) | Flame Ox (Hz) | Flame Ox VFD Speed (%) | Blower VFD Speed (%) | Vacuum (Inches of $H_2O$) | Vacuum (Inches of Hg) |
|---|---|---|---|---|---|---|---|---|---|---|
| 12/31/2021 | 11:57 | Jsh | 1,434 | 1,319 | 5.0 | - | 23 | 79.5 | 140 | - |
| 12/31/2021 | 15:36 | Jsh | 1,454 | 1,324 | 5.0 | - | 23 | 79.3 | 140 | - |
| 1/1/2022 | 8:55 | Jsh | 1,449 | 1,327 | 5.0 | - | 23 | 79.4 | 140 | - |
| 1/1/2022 | 11:55 | Jsh | 1,463 | 1,336 | 5.0 | - | 23 | 78.8 | 140 | - |
| 1/1/2022 | 14:33 | Jsh | 1,469 | 1,337 | 5.0 | - | 23 | 78.6 | 140 | - |
| 1/2/2022 | 8:45 | KZ | 1,502 | 1,360 | 5.0 | - | 23 | 79.4 | 140 | - |
| 1/2/2022 | 12:29 | KZ | 1,523 | 1,381 | 5.0 | - | 23 | 79.8 | 140 | - |
| 1/2/2022 | 16:50 | KZ | 1,524 | 1,374 | 5.0 | - | 23 | 80 | 139 | - |
| 1/3/2022 | 7:26 | VH | 1,680 | 1,510 | 5.0 | - | 23 | 81 | 140 | - |
| 1/3/2022 | 11:18 | JDS | 1,702 | 1,535 | 5.0 | - | 23 | 81.6 | 140 | - |
| 1/3/2022 | 16:17 | Jsh | 1,630 | 1,473 | 5.0 | - | 23 | 82.2 | 140 | - |
| 1/4/2022 | 7:31 | JDS | 1,689 | 1,508 | 5.0 | - | 23 | 82.4 | 140 | - |
| 1/4/2022 | 12:52 | JDS | 1,610 | 1,454 | 5.0 | - | 23 | 82.5 | 140 | - |
| 1/4/2022 | 15:23 | Jsh | 1,555 | 1,410 | 5.0 | - | 23 | 81.3 | 140 | - |
| 1/5/2022 | 7:21 | BC | 1,673 | 1,493 | 5.0 | - | 23 | 81.2 | 140 | - |
| 1/5/2022 | 12:04 | JDS | 1,576 | 1,423 | 5.0 | - | 23 | 80.5 | 140 | - |
| 1/5/2022 | 15:37 | Jsh | 1,562 | 1,406 | 5.0 | - | 23 | 80 | 140 | - |
| 1/6/2022 | 7:30 | JDS | 1,694 | 1,510 | 5.0 | - | 23 | 80 | 139 | - |
| 1/6/2022 | 12:25 | JDS | 1,550 | 1,402 | 5.0 | - | 23 | 79.8 | 139 | - |
| 1/6/2022 | 16:35 | BC | 1,536 | 1,382 | 5.0 | - | 23 | 79.7 | 140 | - |
| 1/7/2022 | 7:20 | BC | 1,656 | 1,484 | 5.0 | - | 23 | 80 | 140 | - |
| 1/7/2022 | 12:18 | MT | 1,559 | 1,407 | 5.0 | - | 23 | 79.8 | 140 | - |
| 1/7/2022 | 15:39 | JDS | 1,520 | 1,383 | 5.0 | - | 23 | 81 | 140 | - |
| 1/8/2022 | 7:40 | JDS | 1,576 | 1,424 | 5.0 | - | 23 | 81 | 140 | - |
| 1/8/2022 | 12:18 | JDS | 1,526 | 1,380 | 5.0 | - | 23 | 80.8 | 140 | - |
| 1/8/2022 | 15:34 | JDS | 1,467 | 1,344 | 5.0 | - | 23 | 80.7 | 140 | - |
| 1/9/2022 | 8:16 | KZ | 1,559 | 1,336 | 5.0 | - | 23 | 80.9 | 140 | - |
| 1/9/2022 | 12:20 | KZ | 1,460 | 1,340 | 5.0 | - | 23 | 80.8 | 139 | - |
| 1/9/2022 | 16:05 | KZ | 1,478 | 1,340 | 5.0 | - | 23 | 80.1 | 140 | - |
| 1/10/2022 | 7:25 | BC | 1,575 | 1,423 | 5.0 | - | 23 | 80.6 | 140 | - |
| 1/10/2022 | 12:34 | JDS | 1,529 | 1,393 | 5.0 | - | 23 | 80.9 | 140 | - |

**Table 10**
**Summary of System Two Operating Data**

Colonial Pipeline Company
2020-L1-SR2448
Huntersville, North Carolina

| Date | Time | Initials | Inlet Temperature (Deg. F) | Outlet Temperature (Deg. F) | Signal (V) | Flame Ox (Hz) | Flame Ox VFD Speed (%) | Blower VFD Speed (%) | Vacuum (Inches of $H_2O$) | Vacuum (Inches of Hg) |
|---|---|---|---|---|---|---|---|---|---|---|
| 1/10/2022 | 15:35 | JDS | 1,523 | 1,386 | 5.0 | - | 23 | 81.1 | 140 | - |
| 1/11/2022 | 7:29 | BC | 1,600 | 1,441 | 5.0 | - | 23 | 81.3 | 140 | - |
| 1/11/2022 | 13:02 | Kz | 1,512 | 1,375 | 5.0 | - | 23 | 81.7 | 140 | - |
| 1/11/2022 | 15:55 | JDS | 1,497 | 1,359 | 5.0 | - | 23 | 81.7 | 140 | - |

Notes:
Deg. F - Degrees Fahrenheit
Flame Ox - Flame Oxidation Unit
O&M - Operation and Maintenance
VFD - Variable Frequency Drive
% - Percent

# Table 11
## Summary of Thermal Oxidizer Sampling Results

Colonial Pipeline Company
2020-L1-2448
Huntersville, North Carolina

| Lab Report | Sample ID | Sample Date | Volatile Organic Compounds (EPA Method TO-15) (mg/m$^3$) | | | | | | | | | | | | | | | | | | | | | | | | | | | | | | |
|---|---|---|---|---|---|---|---|---|---|---|---|---|---|---|---|---|---|---|---|---|---|---|---|---|---|---|---|---|---|---|---|---|---|
| | | | Gasoline Range Organics | Acetone | Benzene | Benzyl chloride | 2-Butanone (MEK) | Carbon tetrachloride | Chloromethane | Cyclohexane | 1,4-Dichlorobenzene | 1,1-Dichloroethene | Ethanol | Ethylbenzene | 4-Ethyltoluene | n-Heptane | n-Hexane | Isopropylbenzene (Cumene) | 2-Butanone (MEK) | Methyl methacrylate | Methyl-tert-butyl ether | 2-Propanol | Propylene | Styrene | Tetrachloroethene | THC as Gas | Toluene | 1,2,4-Trimethylbenzene | 1,3,5-Trimethylbenzene | 2,2,4-Trimethylpentane | Vinyl acetate | m&p-Xylene | o-Xylene |
| **System 1 Influent Sample Results** | | | | | | | | | | | | | | | | | | | | | | | | | | | | | | | | | |
| 92512637 | System 1 Influent | 12/17/2020 | **20,400** | <2.38 | **326** | <0.831 | <2.95 | <1.01 | <0.33 | **451** | <0.962 | <0.634 | **5.54** | **49.0** | **16.7** | **330** | **2,590** | **2.13** | <2.95 | <0.655 | <0.577 | **5.16** | <0.551 | <0.681 | <1.09 | NA | **580** | **10.6** | **5.06** | **1,510** | <0.563 | **151** | **46.0** |
| 92513299 | North Influent | 12/22/2020 | **34,700** | NA | NA | NA | NA | NA | NA | NA | NA | NA | NA | NA | NA | NA | NA | NA | NA | NA | NA | NA | NA | NA | NA | NA | NA | NA | NA | NA | NA | NA | NA |
| 92516105 | System 1 Influent | 01/12/2021 | **22,400** | <1.19 | **140** | <0.416 | <1.47 | <0.504 | <0.165 | **165** | <0.481 | <0.317 | **2.36** | **22.7** | **4.66** | **155** | **1,060** | **1.34** | <1.47 | <0.328 | <0.288 | **1.78** | <0.276 | <0.34 | <0.543 | NA | **228** | **2.51** | **1.29** | **1,980** | <0.282 | **121** | **18.0** |
| 92518465 | SYSTEM 1 INFLUENT | 01/26/2021 | **13,100** | <0.594 | **287** | <0.208 | <0.737 | <0.252 | <0.0826 | **348** | <0.24 | <0.159 | **0.91** | **26.1** | **5.64** | **374** | **2,410** | **0.85** | <0.737 | <0.164 | <0.144 | **2.45** | <0.138 | <0.17 | <0.272 | NA | **478** | **2.85** | **1.50** | **1,320** | <0.141 | **75.9** | **21.1** |
| 92520512 | System 1 Influent | 02/05/2021 | **32,300** | <0.238 | **623** | <0.0831 | <0.295 | <0.101 | <0.033 | **857** | <0.0962 | <0.0634 | <0.095 | **68.1** | **15.4** | **487** | **5,850** | **2.29** | <0.295 | <0.0655 | <0.0577 | **1.34** | <0.0551 | <0.0681 | <0.109 | NA | **1,100** | **7.90** | **4.15** | **3,740** | <0.0563 | **185** | **49.9** |
| 92527774 | System 1 Influent | 03/16/2021 | **17,600** | <5.94 | **323** | <2.08 | <7.37 | <2.52 | <0.826 | **382** | <2.4 | <1.59 | **9.67** | **39.5** | **9.08** | **425** | **3,050** | <1.97 | <7.37 | <1.64 | <1.44 | <6.15 | <1.38 | <1.7 | <2.72 | NA | **678** | **5.10** | **2.46** | **1,960** | <1.41 | **121** | **35.2** |
| 92529663 | System 1 - North Inf. | 03/25/2021 | **12,500** | <2.38 | **219** | <0.831 | <2.95 | <1.01 | <0.33 | **264** | <0.962 | <0.634 | **13.4** | **21.5** | <0.785 | **311** | **4,830** | <0.787 | <2.95 | <0.655 | <0.577 | <2.46 | <0.551 | <0.681 | <1.09 | NA | <1,880 | **1.82** | **1.10** | **2,370** | <0.563 | **59.8** | **16.7** |
| 92530260 | System 1 Influent | 03/30/2021 | **20,400** | <5.94 | **358** | <2.08 | <7.37 | <2.52 | **23.1** | **399** | <2.4 | <1.59 | **3.79** | **61.1** | **15.8** | **544** | **2,980** | **2.21** | <7.37 | <1.64 | <1.44 | <6.15 | <1.38 | <1.7 | <2.72 | NA | **799** | **9.33** | **4.68** | **2,100** | <1.41 | **187** | **55.5** |
| 92531390 | System 1 Influent | 04/06/2021 | **16,900** | **44.2** | **301** | <4.16 | <14.7 | <5.04 | <1.65 | **365** | <4.81 | <3.17 | **206** | **55.1** | **19.9** | **438** | **2,780** | <3.93 | <14.7 | <3.28 | <2.88 | **129** | <2.76 | <3.4 | <5.43 | NA | **731** | **13.3** | **6.43** | **1,710** | <2.82 | **173** | **55.1** |
| 92534088 | System 1 Influent | 04/20/2021 | **17,700** | <2.97 | **556** | <1.04 | <3.69 | <1.26 | <0.413 | **651** | <1.2 | <0.793 | **2.55** | **63.7** | **15.1** | **371** | **4,440** | **2.17** | <3.69 | <0.819 | <0.721 | <3.07 | <0.689 | <0.851 | <1.36 | NA | **1,170** | **8.44** | **4.28** | **2,990** | <0.704 | **184** | **53.3** |
| 92535338 | System 1 Influent | 04/27/2021 | **30,900** | <5.94 | **546** | **2.41** | <7.37 | <2.52 | <0.826 | **589** | <2.4 | <1.59 | <2.38 | **76.7** | **4.56** | **687** | **3,980** | **2.26** | <7.37 | <1.64 | <1.44 | <6.15 | <1.38 | <1.7 | <2.72 | NA | **942** | **8.44** | **4.50** | **2,730** | <1.41 | **219** | **64.2** |
| 92537306 | SYSTEM 1 INFLUENT | 05/06/2021 | **46,700** | <11.9 | **703** | <4.16 | <14.7 | <5.04 | <1.65 | **785** | <4.81 | <3.17 | **57.1** | **86.3** | **18.4** | **802** | **5,710** | <3.93 | <14.7 | <3.28 | <2.88 | **43.5** | <8.61 | <3.4 | <5.43 | NA | **1,500** | **10.6** | **5.60** | **3,610** | <2.82 | **244** | **71.1** |
| 92537972 | System_1_Influent | 05/11/2021 | **34,200** | **16.0** | **668** | <4.16 | <14.7 | <5.04 | <1.65 | **809** | <4.81 | <3.17 | **21.1** | **98.8** | <3.93 | **969** | **5,680** | <3.93 | <14.7 | <3.28 | <2.88 | **16.2** | <8.61 | <3.4 | <5.43 | NA | **1,750** | **11.5** | **5.84** | **4,230** | <2.82 | **307** | **91.5** |
| 92539343 | System_1_Influent | 05/18/2021 | **24,500** | <11.9 | **466** | <4.16 | <14.7 | **88.2** | <1.65 | **513** | <4.81 | <3.17 | **20.6** | **77.6** | **6.18** | **605** | **4,230** | **2.67** | <14.7 | <3.28 | <2.88 | <12.3 | <8.61 | **2.11** | **107** | NA | **1,420** | **12.4** | **6.43** | **2,980** | <2.82 | **224** | **69.8** |
| 92540600 | SYSTEM 1 INFLUENT | 05/24/2021 | <1,650 | <5.94 | <1.28 | <2.08 | <7.37 | <2.52 | <0.826 | <1.38 | <2.4 | <1.59 | <4.71 | <1.73 | <1.96 | <1.64 | <44.4 | <1.97 | <7.37 | <1.64 | <1.44 | <6.15 | <4.3 | <1.7 | <2.72 | NA | <37.7 | <1.96 | <1.96 | <18.7 | <1.41 | <3.47 | <1.73 |
| 92541573 | System_1_Influent | 06/01/2021 | **33,500** | **21.8** | **687** | <4.16 | <14.7 | <5.04 | <1.65 | **792** | <4.81 | <3.17 | **42.2** | **122** | **34.1** | **1,000** | **4,970** | **4.62** | <14.7 | <3.28 | <2.88 | **29.3** | <8.61 | <3.4 | <5.43 | NA | **2,030** | **18.7** | **9.18** | **4,060** | **60.9** | **379** | **114** |
| 92543074 | SYSTEM-1-INFLUENT | 06/08/2021 | <16.5 | <0.00297 | <0.0128 | <0.00104 | <0.00369 | <0.00126 | <0.000413 | <0.0138 | <0.0012 | <0.000793 | <0.00236 | <0.0173 | <0.0196 | <0.0164 | <0.0444 | <0.000983 | <0.00369 | <0.000819 | <0.000721 | <0.00307 | <0.00215 | <0.000851 | <0.00136 | NA | <0.0377 | <0.0196 | <0.0196 | <0.0187 | <0.000704 | <0.0347 | <0.0173 |
| 92544281 | System_1_Influent | 06/15/2021 | **40,600** | **21.2** | **514** | <2.08 | <7.37 | <2.52 | <0.826 | **644** | <2.4 | <1.59 | **52.4** | **75.9** | **19.9** | **859** | **4,690** | **3.35** | <7.37 | <1.64 | <1.44 | **20.2** | <4.3 | <1.7 | <2.72 | NA | **1,160** | **10.6** | **6** | **3,680** | <1.41 | **213** | **64.2** |
| 92549132 | SYSTEM_1_INFLUENT | 07/13/2021 | **3,140** | <5.94 | **58.1** | <2.08 | <7.37 | <2.52 | <0.826 | **68.2** | <2.4 | <1.59 | <4.71 | **13.4** | **2.12** | **80.2** | **395** | <1.97 | <7.37 | <1.64 | <1.44 | <6.15 | <4.3 | <1.7 | <2.72 | NA | **183** | <1.96 | <1.96 | **324** | <1.41 | **36.0** | **11.4** |
| 92555633 | SYSTEM_1_INFLUENT | 08/16/2021 | **3,250** | <0.238 | **45.0** | <0.0831 | <0.295 | <0.101 | <0.033 | **55.4** | <0.0962 | <0.0634 | **1.35** | **4.11** | **0.844** | **67.9** | **346** | **0.159** | <0.295 | <0.0655 | <0.0577 | **1.01** | <0.172 | <0.0681 | **0.183** | NA | **88.5** | **0.53** | **0.262** | **285** | <0.0563 | **11.7** | **3.28** |
| 92560980 | SYSTEM 1 INFLUENT | 09/14/2021 | **12,400** | <2.38 | **194** | <0.831 | **0.74** | <1.01 | <0.33 | **206** | <0.962 | <0.634 | **2.11** | **38.9** | **10.7** | **283** | **1,410** | **1.60** | **0.74** | <0.655 | <0.577 | **15.8** | <1.72 | <0.681 | **0.98** | NA | **554** | **5.64** | **2.97** | **1,140** | <0.563 | **113** | **34.8** |
| 92566319 | SYSTEM_1_INFLUENT | 10/12/2021 | **11,500** | **675** | **229** | <0.416 | <1.47 | <0.504 | <0.165 | **253** | <0.481 | <0.317 | **1.19** | **51.6** | **4.06** | **369** | **1,360** | **2.02** | <1.47 | <0.328 | <0.288 | **420** | <0.861 | <0.34 | <0.543 | NA | **840** | **8.79** | **4.37** | <0.374 | <0.282 | **154** | **49.0** |
| 92570757 | SYSTEM_1_INFLUENT | 11/04/2021 | **17,300** | <5.94 | **293** | <2.08 | <7.37 | <2.52 | <0.826 | **324** | <2.4 | <1.59 | **1.94** | **61.6** | **14.4** | **450** | **2,930** | **2.39** | <7.37 | <1.64 | <1.44 | **22.0** | <4.3 | <1.7 | <2.72 | NA | **904** | **7.21** | **4.17** | **2,260** | <1.41 | **183** | **53.8** |
| 92576152 | SYSTEM_1_INFLUENT | 12/07/2021 | **23,500** | <2.38 | **364** | <0.831 | <2.950 | <1.010 | <0.330 | **461** | <0.962 | <0.634 | **2.06** | **75.9** | **3.70** | **560** | **2,860** | **2.59** | <2.95 | <0.655 | <0.577 | **11.1** | <1.72 | <0.681 | <1.09 | NA | **915** | **7.31** | **4.16** | **2,330** | <0.563 | **213** | **65.5** |
| 92580770 | SYSTEM_1_INFLUENT | 01/04/2022 | **446** | <0.238 | **7.63** | <0.0831 | <0.295 | <0.101 | <0.033 | **8.54** | <0.0962 | <0.0634 | **0.775** | **1.17** | **0.179** | **10.6** | **65.6** | **0.0624J** | <0.295 | <0.0655 | <0.0577 | **2.61** | <0.172 | <0.0681 | <0.109 | NA | **17.6** | **0.473** | **0.200** | **51.4** | <0.563 | **3.43** | **1.22** |
| **System 2 Influent Sample Results** | | | | | | | | | | | | | | | | | | | | | | | | | | | | | | | | | |
| 92499223 | South Effluent | 10/07/2020 | NA | <9.74 | **4.81** | NA | <4.84 | <2.06 | <0.677 | **14.2** | <4.94 | <1.3 | NA | **3.68** | <4.03 | **9.32** | **32.5** | NA | <4.84 | NA | <5.9 | NA | <0.564 | <1.4 | <1.11 | **1,240** | **24.5** | **1.87** | <1.61 | NA | <1.15 | **12.7** | **4.30** |
| 92501356 | SOUTH INFLUENT | 10/20/2020 | NA | <9.74 | **41.6** | NA | <4.84 | <2.06 | <0.677 | **310** | <4.94 | <1.3 | NA | **18.9** | <4.03 | **105** | **912** | NA | <4.84 | NA | <5.9 | NA | <0.564 | <1.4 | <1.11 | **17,400** | **150** | **7.22** | **2.94** | NA | <1.15 | **63.7** | **20.3** |
| 92501691 | South Influent | 10/22/2020 | NA | <9.74 | **27.2** | NA | <4.84 | <2.06 | <0.677 | **155** | <4.94 | <1.3 | NA | **11.2** | <4.03 | **70.1** | **679** | NA | <4.84 | NA | <5.9 | NA | <0.564 | <1.4 | <1.11 | **12,800** | **96.5** | **5.06** | **2.10** | NA | <1.15 | **37.8** | **12.3** |
| 92502469 | South Effluent | 10/27/2020 | **3,410** | <5.94 | **23.5** | <2.08 | <7.37 | <2.52 | <0.826 | <1.38 | <2.4 | <1.59 | <2.38 | **7.80** | **2.01** | **42.1** | **395** | <1.97 | <7.37 | <1.64 | <1.44 | <6.15 | <1.38 | <1.7 | <2.72 | NA | **77.6** | **2.39** | <1.96 | **282** | <1.41 | **23.2** | **8.06** |
| 92502982 | SOUTH INFLUENT | 10/29/2020 | **2,870** | <5.94 | **22.1** | <2.08 | <7.37 | <2.52 | <0.826 | **47.5** | <2.4 | <1.59 | <2.38 | **7.33** | **3.24** | **61.8** | **317** | <1.97 | <7.37 | <1.64 | <1.44 | <6.15 | <1.38 | <1.7 | <2.72 | NA | **68.2** | **2.20** | <1.96 | **208** | <1.41 | **22.6** | **7.33** |
| 92503969 | THERMOX EFFLUENT | 11/04/2020 | **4,100** | <5.94 | **47.0** | <2.08 | <7.37 | <2.52 | <0.826 | **107** | <2.4 | <1.59 | <2.38 | **9.49** | **4.06** | **55.2** | **624** | <1.97 | <7.37 | <1.64 | <1.44 | <6.15 | <1.38 | <1.7 | <2.72 | NA | **133** | **2.74** | <1.96 | **401** | <1.41 | **29.9** | **10.1** |
| 92504601 | Thermox Influent | 11/06/2020 | **15,700** | <2.38 | **100** | <0.831 | <2.95 | <1.01 | <0.33 | **172** | <0.962 | <0.634 | <0.95 | **36.8** | **21.2** | **207** | **814** | <0.787 | <2.95 | <0.655 | <0.577 | <2.46 | <0.551 | <0.681 | <1.09 | NA | **159** | **23.4** | <0.785 | **556** | <0.563 | **112** | **30.0** |
| 92505172 | South Influent | 11/10/2020 | **12,400** | <5.94 | **110** | <2.08 | <7.37 | <2.52 | <0.826 | **205** | <2.4 | <1.59 | **5.77** | **22.5** | **8.10** | **243** | **1,450** | <1.97 | <7.37 | <1.64 | <1.44 | <6.15 | <1.38 | <1.7 | <2.72 | NA | **257** | **4.96** | **2.49** | **869** | <1.41 | **69.4** | **21.9** |
| 92506000 | South Influent | 11/13/2020 | **10,600** | <2.38 | **145** | <0.831 | <2.95 | <1.01 | <0.33 | **527** | <0.962 | <0.634 | **6.77** | **21.2** | **5.99** | **255** | **2,210** | **0.94** | <2.95 | <0.655 | <0.577 | **3.27** | <0.551 | <0.681 | <1.09 | NA | **375** | **3.08** | **1.68** | **1,360** | <0.563 | **66.8** | **20.1** |
| 92506477 | SOUTH INFLUENT | 11/17/2020 | **7,350** | <1.19 | **176** | <0.416 | <1.47 | <0.504 | <0.165 | **327** | <0.481 | <0.317 | <0.475 | **24.8** | <0.393 | **310** | **2,130** | **1.21** | <1.47 | <0.328 | <0.288 | **2.73** | <0.276 | <0.34 | <0.543 | NA | **355** | **3.29** | **1.87** | **1,470** | <0.282 | **69.4** | **21.4** |
| 92509061 | SOUTH THERMOX INFLUENT | 12/02/2020 | **11,800** | <5.94 | **184** | <2.08 | <7.37 | <2.52 | <0.826 | **271** | <2.4 | <1.59 | <2.38 | **26.7** | <1.96 | **236** | **546** | <1.97 | <7.37 | <1.64 | <1.44 | <6.15 | <1.38 | <1.7 | <2.72 | NA | **426** | **3.22** | <1.96 | **359** | <1.41 | **78.5** | **21.3** |
| 92510193 | South Influent_20201208 | 12/08/2020 | **2,520** | <1.19 | **36.1** | <0.416 | <1.47 | <0.504 | <0.165 | **57.5** | <0.481 | <0.317 | **1.98** | **6.46** | **1.74** | **41.3** | **391** | <0.393 | <1.47 | <0.328 | **0.382** | **3.10** | <0.276 | <0.34 | <0.543 | NA | **94.9** | **1.06** | **0.58** | **286** | <0.282 | **19.1** | **5.55** |
| 92511085 | South Influent | 12/10/2020 | **9,910** | **72.0** | **161** | <0.831 | <2.95 | <1.01 | <0.33 | **204** | <0.962 | <0.634 | **3.77** | **21.2** | **5.45** | **204** | **2,070** | **0.81** | <2.95 | <0.655 | <0.577 | **5.48** | <0.551 | <0.681 | **6.23** | NA | **300** | **3.03** | **1.58** | **1,180** | <0.563 | **62.4** | **18.3** |
| 92511819 | System 2 Influent | 12/15/2020 | **12,100** | <5.94 | **226** | <2.08 | <7.37 | <2.52 | <0.826 | **294** | <2.4 | <1.59 | **3.49** | **28.9** | **6.72** | **235** | **2,190** | <1.97 | <7.37 | <1.64 | **1.88** | **7.94** | <1.38 | <1.7 | <2.72 | NA | **463** | **3.71** | **2.00** | **1,390** | <1.41 | **86.3** | **24.1** |
| 92512637 | System 2 Influent | 12/17/2020 | **12,700** | <5.94 | **210** | <2.08 | <7.37 | <2.52 | <0.826 | **260** | <2.4 | <1.59 | **4.05** | **26.6** | **7.21** | **267** | **1,350** | <1.97 | <7.37 | <1.64 | <1.44 | **11.8** | <1.38 | <1.7 | <2.72 | NA | **411** | **5.64** | **2.73** | **836** | <1.41 | **72.8** | **20.3** |
| 92513299 | South Influent | 12/22/2020 | **7,060** | NA | NA | NA | NA | NA | NA | NA | NA | NA | NA | NA | NA | NA | NA | NA | NA | NA | NA | NA | NA | NA | NA | NA | NA | NA | NA | NA | NA | NA | NA |
| 92518465 | SYSTEM 2 INFLUENT | 01/26/2021 | **785** | <0.238 | **17.5** | <0.0831 | <0.295 | <0.101 | <0.033 | **21.4** | <0.0962 | <0.0634 | **1.10** | **2.27** | **0.54** | **22.2** | **1,920** | **0.0806** | <0.295 | <0.0655 | <0.0577 | <0.246 | <0.0551 | <0.0681 | **0.435** | NA | **370** | **0.306** | **0.167** | **1,210** | <0.0563 | **6.63** | **1.87** |
| 92520512 | System 2 Influent | 02/05/2021 | **13,400** | <0.238 | **247** | <0.0831 | <0.295 | <0.101 | <0.033 | **286** | <0.0962 | <0.0634 | <0.095 | **31.2** | **10.4** | **189** | **2,130** | **1.39** | <0.295 | <0.0655 | <0.0577 | **2.04** | <0.0551 | <0.0681 | <0.109 | NA | **531** | **5.79** | **2.87** | **1,300** | <0.0563 | **86.7** | **30.3** |
| 92521189 | SYSTEM INFLUENT | 02/09/2021 | NA | <0.238 | **406** | <0.0831 | <0.295 | <0.101 | <0.033 | **496** | <0.0962 | <0.0634 | <0.095 | **71.1** | **14.7** | **474** | **1,690** | **1.99** | <0.295 | <0.0655 | <0.0577 | **1.04** | <0.0551 | <0.0681 | <0.109 | NA | **429** | **8.25** | **4.18** | **1,120** | <0.0563 | **213** | **62.0** |
| 92522407 | SOUTH INFLUENT | 02/16/2021 | NA | <1.49 | <0.319 | <0.519 | <1.84 | <0.63 | <0.207 | <0.344 | <0.601 | <0.396 | <0.594 | <0.434 | <0.491 | <0.409 | **515** | <0.492 | <1.84 | <0.409 | <0.36 | <1.54 | <0.344 | <0.425 | <0.679 | NA | <0.942 | <0.491 | <0.491 | <0.467 | <0.352 | <0.867 | <0.434 |
| 92523549 | SOUTH INFLUENT | 02/23/2021 | **37,400** | <5.94 | **479** | <2.08 | NA | <2.52 | <0.826 | **623** | <2.4 | <1.59 | **22.8** | **98.0** | **20.1** | **605** | **4,050** | **3.14** | <7.37 | <1.64 | <1.44 | <6.15 | <1.38 | <1.7 | <2.72 | NA | **968** | **10.6** | **5.60** | **2,650** | <1.41 | **281** | **76.7** |
| 92525095 | SYSTEM 2 INFLUENT | 03/02/2021 | **18,500** | <2.97 | **495** | <1.04 | <3.69 | <1.26 | <0.413 | **696** | **5.51** | **1.38** | **39.4** | **45.1** | **9.6** | **642** | **4,090** | **1.77** | <3.69 | <0.819 | **3.08** | **12.9** | <0.689 | <0.851 | <1.36 | NA | **855** | **4.56** | **2.72** | **2,820** | <0.704 | **119** | **34.6** |
| 92526902 | SOUTH INFLUENT | 03/10/2021 | **24,400** | **26.4** | **486** | <8.31 | <29.5 | <10.1 | <3.3 | **572** | <9.62 | <6.34 | **189** | **64.6** | **16.2** | **560** | **5,710** | <7.87 | <29.5 | <6.55 | <5.77 | **48.2** | <5.51 | <6.81 | **11.1** | NA | **1,100** | **9.72** | <7.85 | **2,340** | <5.63 | **195** | **55.9** |
| 92527774 | System 2 Influent | 03/16/2021 | **14,500** | <5.94 | **246** | <2.08 | <7.37 | <2.52 | <0.826 | **300** | <2.4 | <1.59 | **12.1** | **41.2** | **10.7** | **360** | **2,440** | <1.97 | <7.37 | <1.64 | <1.44 | **7.18** | <1.38 | <1.7 | <2.72 | NA | **625** | **5.99** | **2.94** | **1,710** | <1.41 | **126** | **37.2** |
| 92529663 | System 2 - South Inf. | 03/25/2021 | <4,130 | <0.594 | **46.0** | <0.208 | <0.737 | <0.252 | <0.0826 | **69.2** | **0.431** | <0.159 | **17.1** | **24.5** | **4.10** | **85.5** | **504** | **0.82** | <0.737 | <0.164 | <0.144 | **4.08** | <0.138 | <0.17 | <0.272 | NA | **99.1** | **1.77** | **1.09** | <0.187 | <0.141 | **69.4** | **19.8** |
| 92539346 | System_2_Influent | 05/18/2021 | <3,300 | <11.9 | <2.56 | <4.16 | <14.7 | <5.04 | <1.65 | <2.76 | <4.81 | <3.17 | <9.43 | <3.47 | <3.93 | <3.27 | <88.8 | <3.93 | <14.7 | <3.28 | <2.88 | <12.3 | <8.61 | <3.4 | <5.43 | NA | <7.53 | <3.93 | <3.93 | <37.4 | <2.82 | <6.94 | <3.47 |
| 92540603 | SYSTEM 2 INFLUENT | 05/24/2021 | <1,650 | <5.94 | <1.28 | <2.08 | <7.37 | <2.52 | <0.826 | <1.38 | <2.4 | <1.59 | <4.71 | <1.73 | <1.96 | <1.64 | <44.4 | <1.97 | <7.37 | <1.64 | <1.44 | <6.15 | <4.3 | <1.7 | <2.72 | NA | <3.77 | <1.96 | <1.96 | <1.87 | <1.41 | <3.47 | <1.73 |
| 92541569 | System_2_Influent | 06/01/2021 | **1,620** | **4.40** | **25.1** | <1.04 | <3.69 | <1.26 | <0.413 | **64.1** | <1.2 | <0.793 | **11.1** | **7.85** | **2.62** | **48.7** | **346** | <0.983 | <3.69 | **4.63** | <0.721 | **5.14** | <2.15 | <0.851 | <1.36 | NA | **179** | **1.38** | <0.982 | **324** | <0.704 | **24.0** | **7.80** |
| 92543075 | SYSTEM-2-INFLUENT | 06/08/2021 | <1,650 | <0.238 | <1.28 | <0.0831 | <0.295 | <0.101 | <0.033 | <1.38 | <0.0962 | <0.0634 | <0.189 | <0.0694 | <0.0785 | <1.64 | <22.2 | <0.0787 | <0.295 | <0.0655 | <0.0577 | <0.246 | <0.172 | <0.0681 | <0.109 | NA | <3.77 | <0.0785 | <0.0785 | <1.87 | <0.0563 | <3.47 | <0.0694 |
| 92544278 | System_2_Influent | 06/15/2021 | <330 | <1.19 | <0.256 | <0.416 | <1.47 | <0.504 | <0.165 | <0.276 | <0.481 | <0.317 | <0.943 | <0.347 | <0.393 | <0.327 | <11.1 | <0.393 | <1.47 | <0.328 | <0.288 | <1.23 | <0.861 | <0.34 | <0.543 | NA | <9.42 | <0.393 | <0.393 | <4.67 | <0.282 | <0.694 | <0.347 |
| 92549128 | SYSTEM_2_INFLUENT | 07/13/2021 | **9,670** | <5.94 | **203** | <2.08 | <7.37 | <2.52 | <0.826 | **261** | <2.4 | <1.59 | <4.71 | **35.8** | <1.96 | **299** | **1,720** | <1.97 | <7.37 | <1.64 | <1.44 | <6.15 | <4.3 | <1.7 | <2.72 | NA | **622** | **2.33** | <1.96 | **1,520** | <1.41 | **94.5** | **28.6** |
| 92554459 | SYSTEM 2 INFLUENT | 08/10/2021 | **6,690** | <5.94 | **123** | <2.08 | <7.37 | <2.52 | <0.826 | **141** | <2.4 | <1.59 | **1.55** | **31.9** | **8.74** | **195** | **1,300** | **1.26** | <7.37 | <1.64 | <1.44 | **3.29** | <4.3 | <1.7 | <2.72 | NA | **399** | **4.67** | **2.58** | **715** | <1.41 | **96.2** | **28.7** |
| 92560980 | SYSTEM 2 INFLUENT | 09/14/2021 | **1,020** | <0.238 | **11.9** | <0.0831 | **0.0725** | <0.101 | <0.033 | **15.1** | <0.0962 | <0.0634 | **0.781** | **4.17** | **1.70** | **24.8** | **98.4** | **0.219** | **0.0725** | <0.0655 | <0.0577 | **7.28** | <0.172 | <0.0681 | **0.0679** | NA | **48.2** | **1.01** | **0.52** | **107** | <0.0563 | **12.7** | **4.14** |
| 92566627 | SYSTEM_2_INFLUENT | 10/13/2021 | **2.59** | <0.00297 | **0.0450** | <0.00104 | <0.00369 | <0.00126 | <0.000413 | **0.0517** | <0.0012 | <0.000793 | <0.00236 | **0.0164** | **0.00525** | **0.0777** | **0.218** | **0.000777** | <0.00369 | <0.000819 | <0.000721 | **0.00720** | **0.00109** | <0.000851 | <0.00136 | NA | **0.170** | **0.00295** | **0.00160** | **0.247** | <0.000704 | **0.0477** | **0.0147** |
| 92570757 | SYSTEM_2_INFLUENT | 11/04/2021 | **3,660** | <5.94 | **49.2** | <2.08 | <7.37 | <2.52 | <0.826 | **58.5** | <2.4 | <1.59 | **1.77** | **22.6** | **8.29** | **92.0** | **298** | **1.11** | <7.37 | <1.64 | <1.44 | **26.1** | <4.3 | <1.7 | <2.72 | NA | **222** | **4.79** | **2.63** | **370** | <1.41 | **70.2** | **22.2** |
| 92576152 | SYSTEM_2_INFLUENT | 12/07/2021 | **4,830** | <1.19 | **76.7** | <0.416 | <1.470 | <0.504 | <0.165 | **86.4** | <0.481 | <0.317 | **1.59** | **36.9** | **3.62** | **154** | **522** | **1.67** | <1.47 | <0.328 | <0.288 | **10.9** | <0.861 | <0.340 | <0.543 | NA | **287** | **9.28** | **4.30** | **556** | <0.282 | **114** | **39.1** |
| 92580770 | SYSTEM_2_INFLUENT | 01/04/2022 | **2,500** | <5.94 | **33.9** | <2.08 | <7.37 | <2.52 | <0.826 | **38.6** | <2.4 | <1.59 | **2.09J** | **12.2** | **0.829** | **61.8** | **202** | <1.97 | <7.37 | <1.64 | <1.44 | **10.2** | <4.3 | <1.7 | <2.72 | NA | **138** | **1.69J** | **0.977J** | **235** | <1.41 | **34.8** | **11.3** |

**Notes:**
Only detected analytes listed
"<" = Indicates compound was not detected above laboratory reporting limit
J = Estimated value less than the laboratory reporting limit
NA - Not Analyzed
Bold text indicates a detection greater than the laboratory reporting limit
mg/m$^3$ - Milligram per meter cubed

**Table 12**
**Summary of System One Vapor Phase Mass Removal**

Colonial Pipeline Company
2020-L1-SR2448
Huntersville, North Carolina

| Date | Run Time (days) | Run Time (hours) | Run Time (minutes) | Compound | Sample Concentration ($mg/m^3$) | Flowrate (cfm) | Flowrate ($m^3/min$) | Mass (lbs) | Gallons |
|---|---|---|---|---|---|---|---|---|---|
| 12/15/2020 | -- | -- | -- | -- | -- | -- | -- | -- | -- |
| 12/17/2020 | 2.6 | 63 | 3,780 | GRO | 20,400 | 129 | 3.65 | 621.0 | 101.7 |
| 12/22/2020 | 5.0 | 120 | 7,200 | GRO | 34,700 | 53 | 1.50 | 826.4 | 135.3 |
| 12/24/2020 | 1.7 | 40 | 2,400 | GRO | 34,700* | 53 | 1.50 | 275.5 | 45.1 |
| 12/26/2020 | -- | -- | -- | -- | -- | -- | -- | -- | -- |
| 12/28/2020 | 1.9 | 45 | 2,700 | GRO | 34,700* | 53 | 1.50 | 309.9 | 50.7 |
| 12/30/2020 | -- | -- | -- | -- | -- | -- | -- | -- | -- |
| 12/31/2020 | 1.0 | 24 | 1,440 | GRO | 34,700* | 52 | 1.47 | 162.2 | 26.6 |
| 1/12/2021 | 11.9 | 285 | 17,100 | GRO | 34,700* | 52 | 1.47 | 1,926.5 | 315.4 |
| 1/20/2021 | 7.9 | 190 | 11,405 | GRO | 22,400 | 52 | 1.47 | 829.4 | 135.8 |
| 1/20/2021 | -- | -- | -- | -- | -- | -- | -- | -- | -- |
| 1/20/2021 | 0.2 | 5 | 285 | GRO | 22,400* | 52 | 1.47 | 20.7 | 3.4 |
| 1/21/2021 | -- | -- | -- | -- | -- | -- | -- | -- | -- |
| 1/26/2021 | 5.3 | 127 | 7,635 | GRO | 13,100 | 49 | 1.38 | 303.9 | 49.8 |
| 1/29/2021 | 2.7 | 65 | 3,900 | GRO | 13,101* | 49 | 1.38 | 155.2 | 25.4 |
| 1/30/2021 | -- | -- | -- | -- | -- | -- | -- | -- | -- |
| 2/5/2021 | 6.1 | 146 | 8,730 | GRO | 32,300 | 49 | 1.38 | 856.8 | 140.3 |
| 2/9/2021 | 3.8 | 92 | 5,540 | GRO | 32,300* | 49 | 1.38 | 543.7 | 89.0 |
| 3/14/2021 | -- | -- | -- | -- | -- | -- | -- | -- | -- |
| 3/16/2021 | 2.2 | 52 | 3,122 | GRO | 17,600 | 52 | 1.47 | 178.4 | 29.2 |
| 3/21/2021 | 5.3 | 127 | 7,633 | GRO | 17,600* | 52 | 1.47 | 436.2 | 71.4 |
| 3/23/2021 | -- | -- | -- | -- | -- | -- | -- | -- | -- |
| 3/24/2021 | 1.4 | 34 | 2,070 | GRO | 17,600* | 52 | 1.47 | 118.3 | 19.4 |
| 3/25/2021 | 0.5 | 11 | 660 | GRO | 12,500 | 52 | 1.47 | 26.8 | 4.4 |
| 3/30/2021 | 5.0 | 120 | 7,200 | GRO | 20,400 | 52 | 1.47 | 476.9 | 78.1 |
| 3/31/2021 | 6.7 | 161 | 9,660 | GRO | 20,400* | 55 | 1.56 | 676.0 | 110.7 |
| 4/2/2021 | -- | -- | -- | -- | -- | -- | -- | -- | -- |
| 4/6/2021 | 12.6 | 302 | 18,090 | GRO | 16,900 | 56 | 1.59 | 1,075.0 | 176.0 |
| 4/13/2021 | 19.3 | 464 | 27,810 | GRO | 16,900* | 56 | 1.59 | 1,652.6 | 270.5 |
| 4/14/2021 | -- | -- | -- | -- | -- | -- | -- | -- | -- |
| 4/18/2021 | 16.6 | 398 | 23,879 | GRO | 16,900* | 56 | 1.59 | 1,419.0 | 232.3 |
| 4/20/2021 | 1.5 | 37 | 2,209 | GRO | 17,700 | 56 | 1.59 | 137.5 | 22.5 |

**Table 12**
**Summary of System One Vapor Phase Mass Removal**

Colonial Pipeline Company
2020-L1-SR2448
Huntersville, North Carolina

| Date | Run Time (days) | Run Time (hours) | Run Time (minutes) | Compound | Sample Concentration ($mg/m^3$) | Flowrate (cfm) | Flowrate ($m^3$/min) | Mass (lbs) | Gallons |
|---|---|---|---|---|---|---|---|---|---|
| 4/27/2021 | 5.5 | 133 | 7,968 | GRO | 30,900 | 72 | 2.05 | 1,110.1 | 181.7 |
| 5/6/2021 | 9.0 | 215 | 12,904 | GRO | 46,700 | 81 | 2.31 | 3,063.9 | 501.6 |
| 5/11/2021 | 5.0 | 120 | 7,220 | GRO | 34,200 | 81 | 2.31 | 1,255.5 | 205.5 |
| 5/18/2021 | 5.0 | 120 | 7,200 | GRO | 24,500 | 81 | 2.31 | 896.9 | 146.8 |
| 5/25/2021 | 7.0 | 168 | 10,080 | GRO | 24,500* | 81 | 2.31 | 1,255.6 | 205.6 |
| 6/1/2021 | 4.7 | 113 | 6,765 | GRO | 33,500 | 80 | 2.26 | 1,130.0 | 185.0 |
| 6/8/2021 | 6.3 | 152 | 9,120 | GRO | 16.5 | 83 | 2.34 | 0.8 | 0.1 |
| 6/15/2021 | 6.3 | 150 | 9,000 | GRO | 4,060 | 74 | 2.10 | 168.8 | 27.6 |
| 7/13/2021 | 24.3 | 583 | 34,980 | GRO | 3,140 | 43 | 1.22 | 296.0 | 48.5 |
| 8/16/2021 | 28.5 | 684 | 41,040 | GRO | 3,250 | 85 | 2.42 | 710.8 | 116.4 |
| 9/14/2021 | 27.5 | 659 | 39,540 | GRO | 12,400 | 69 | 1.97 | 2,126.4 | 348.1 |
| 10/12/2021 | 24.5 | 587 | 35,220 | GRO | 11,500 | 89 | 2.53 | 2,262.8 | 370.4 |
| 11/4/2021 | 18.3 | 438 | 26,280 | GRO | 17,300 | 85 | 2.42 | 2,423.0 | 396.7 |
| 12/7/2021 | 32.8 | 787 | 47,205 | GRO | 23,500 | 85 | 2.42 | 5,912.0 | 967.9 |
| 1/4/2022 | 24.9 | 597 | 35,805 | GRO | 446 | 122 | 3.45 | 121.5 | 19.9 |
| | | | | | | | **Gallons Removed** | | **5,854.7** |

Notes:

* = No analytical sample, most recent lab data used for calculation

-- = System down for maintenance

cfm = cubic feet per minute

lbs = pounds

$mg/m^3$ = Milligrams per meter cubed

$m^3$/min = Cubic meter per minute

GRO = Gasoline Range Organics

**Table 13**
**Summary of System Two Vapor Phase Mass Removal**

Colonial Pipeline Company
2020-L1-SR2448
Huntersville, North Carolina

| Date | Run Time (days) | Run Time (hours) | Run Time (minutes) | Compound | Sample Concentration ($mg/m^3$) | Flowrate (cfm) | Flowrate ($m^3$/min) | Mass (lbs) | Gallons |
|---|---|---|---|---|---|---|---|---|---|
| 10/4-10/18/20 | 2.54 | 61 | 3,660 | THC | 7,531 | 69.0 | 1.95 | 118.7 | 19.4 |
| 10/19/2020 | 1 | 24 | 1,440 | THC | 7,531* | 69.0 | 1.95 | 46.7 | 7.6 |
| 10/20/2020 | 1.0 | 24 | 1,440 | THC | 17,400 | 69.0 | 1.95 | 107.9 | 17.7 |
| 10/22/2020 | 2.0 | 48 | 2,880 | THC | 12,800 | 69.0 | 1.95 | 158.8 | 26.0 |
| 10/23/2020 | 1.0 | 24 | 1,440 | THC | 12,800* | 70.0 | 1.98 | 80.5 | 13.2 |
| 10/25/2020 | 2.0 | 48 | 2,880 | THC | 12,800* | 70.0 | 1.98 | 161.1 | 26.4 |
| 10/27/2020 | 2.0 | 48 | 2,880 | GRO | 3,410 | 70.0 | 1.98 | 42.9 | 7.0 |
| 10/29/2020 | 2.0 | 48 | 2,880 | GRO | 2,870 | 101.0 | 2.86 | 52.1 | 8.5 |
| 11/4/2020 | 6.0 | 144 | 8,640 | GRO | 2,870* | 78.0 | 2.21 | 120.7 | 19.8 |
| 11/6/2020 | 2.0 | 48 | 2,880 | GRO | 15,700 | 49.0 | 1.39 | 138.3 | 22.6 |
| 11/9/2020 | 3.0 | 72 | 4,320 | GRO | 15,700* | 93.0 | 2.63 | 393.8 | 64.5 |
| 11/10/2020 | 1.0 | 24 | 1,440 | GRO | 12,400 | 85.0 | 2.41 | 94.8 | 15.5 |
| 11/11/2020 | 1.0 | 24 | 1,440 | GRO | 12,400* | 41.0 | 1.16 | 45.7 | 7.5 |
| 11/12/2020 | 1.0 | 24 | 1,440 | GRO | 12,400* | 50.0 | 1.42 | 55.7 | 9.1 |
| 11/13/2020 | 1.0 | 24 | 1,440 | GRO | 10,600 | 50.0 | 1.42 | 47.6 | 7.8 |
| 11/17/2020 | 4.0 | 96 | 5,760 | GRO | 7,350 | 37.0 | 1.05 | 97.8 | 16.0 |
| 11/19/2020 | 2.0 | 48 | 2,880 | GRO | 7,350* | 37.0 | 1.05 | 48.9 | 8.0 |
| 12/2/2020 | 13.0 | 312 | 18,720 | GRO | 11,800 | 80.0 | 2.27 | 1,103.2 | 180.6 |
| 12/8/2020 | 6.0 | 144 | 8,640 | GRO | 2,520 | 80.0 | 2.27 | 108.7 | 17.8 |
| 12/10/2020 | 2.0 | 48 | 2,880 | GRO | 9,910 | 71.0 | 2.01 | 126.5 | 20.7 |
| 12/15/2020 | 5.0 | 120 | 7,200 | GRO | 9,910* | 80.0 | 2.27 | 356.3 | 58.3 |
| 12/17/2020 | 2.0 | 48 | 2,880 | GRO | 12,700 | 54.0 | 1.53 | 123.3 | 20.2 |
| 12/22/2020 | 5.6 | 135 | 8,100 | GRO | 7,060 | 13.2 | 0.38 | 47.3 | 7.7 |
| 12/24/2020 | 1.7 | 40 | 2,400 | GRO | 7,060* | 13.2 | 0.38 | 14.0 | 2.3 |
| 12/26/2020 | -- | -- | -- | -- | -- | -- | -- | -- | -- |
| 12/31/2020 | 4.9 | 118 | 7,080 | GRO | 10,200 | 8.7 | 0.25 | 39.2 | 6.4 |
| 1/21/2021 | 21.2 | 508 | 30,465 | GRO | 10,200* | 9.0 | 0.25 | 174.6 | 28.6 |
| 1/22/2021 | -- | -- | -- | -- | -- | -- | -- | -- | -- |
| 1/26/2021 | 3.9 | 93 | 5,550 | GRO | 785 | 6.9 | 0.20 | 1.9 | 0.3 |
| 2/5/2021 | 10.0 | 240 | 14,400 | GRO | 13,400 | 6.9 | 0.20 | 83.3 | 13.6 |
| 2/9/2021 | 3.5 | 85 | 5,100 | GRO | 49,913 | 6.9 | 0.20 | 109.9 | 18.0 |
| 2/16/2021 | 7.6 | 182 | 10,890 | GRO | 5,150 | 5.7 | 0.16 | 20.1 | 4.83 |

**Table 13**
**Summary of System Two Vapor Phase Mass Removal**

Colonial Pipeline Company
2020-L1-SR2448
Huntersville, North Carolina

| Date | Run Time (days) | Run Time (hours) | Run Time (minutes) | Compound | Sample Concentration ($mg/m^3$) | Flowrate (cfm) | Flowrate ($m^3$/min) | Mass (lbs) | Gallons |
|---|---|---|---|---|---|---|---|---|---|
| 2/23/2021 | 6.4 | 155 | 9,270 | GRO | 37,400 | 5.3 | 0.15 | 114.7 | 18.8 |
| 3/10/2021 | 15.0 | 360 | 21,600 | GRO | 24,400 | 9.5 | 0.27 | 313.2 | 51.3 |
| 3/16/2021 | 6.0 | 144 | 8,640 | GRO | 14,500 | 8.7 | 0.25 | 67.9 | 11.1 |
| 3/22/2021 | 6.0 | 144 | 8,640 | GRO | 14,500* | 8.7 | 0.25 | 67.9 | 11.1 |
| 3/23/2021 | -- | -- | -- | -- | -- | -- | -- | -- | -- |
| 3/24/2021 | 1.0 | 24 | 1,440 | GRO | 14,500 | 10.0 | 0.28 | 13.0 | 2.1 |
| 3/25/2021 | 1.0 | 24 | 1,440 | GRO | 4,130 | 10.0 | 0.28 | 3.7 | 0.6 |
| 3/27/2021 | 3.0 | 72 | 4,320 | GRO | 4,130* | 10.0 | 0.28 | 11.1 | 1.8 |
| 5/11/2021 | -- | -- | -- | -- | -- | -- | -- | -- | -- |
| 5/18/2021 | 6.8 | 163 | 9,780 | GRO | 3,300 | 20.4 | 0.58 | 41.1 | 6.7 |
| 5/25/2021 | 7.0 | 168 | 10,080 | GRO | 3,300* | 20.4 | 0.58 | 42.4 | 6.9 |
| 6/1/2021 | 5.0 | 120 | 7,200 | GRO | 1,620 | 30.8 | 0.87 | 22.4 | 3.7 |
| 6/8/2021 | 6.3 | 152 | 9,120 | GRO | 1,650* | 24.1 | 0.68 | 22.7 | 3.7 |
| 6/15/2021 | 6.2 | 149 | 8,955 | GRO | 330 | 30.0 | 0.85 | 5.5 | 0.9 |
| 7/13/2021 | 25.2 | 605 | 36,315 | GRO | 9,670 | 74.6 | 2.11 | 1634.9 | 267.7 |
| 8/10/2021 | 25.6 | 616 | 36,930 | GRO | 6,690 | 49.1 | 1.39 | 756.7 | 123.9 |
| 9/10/2021 | 28.1 | 675 | 40,485 | GRO | 10,400 | 53.8 | 1.52 | 1413.4 | 231.4 |
| 9/14/2021 | 3.8 | 92 | 5,535 | GRO | 1,020 | 68.3 | 1.93 | 24.1 | 3.9 |
| 10/12/2021 | 26.9 | 645 | 38,700 | GRO | 2.59 | 70.3 | 1.99 | 0.4 | 0.1 |
| 11/4/2021 | 20.8 | 499 | 29,910 | GRO | 3,600 | 85.8 | 2.43 | 576.5 | 94.4 |
| 12/7/2021 | 31.6 | 758 | 45,450 | GRO | 4,830 | 93.0 | 2.63 | 1274.8 | 208.7 |
| 1/4/2022 | 25.8 | 618 | 37,092 | GRO | 2,500 | 76.5 | 2.17 | 443.1 | 72.5 |
| | | | | | | | **Gallons Removed** | | **1,797.5** |

Notes:

* = No analytical sample, most recent lab data used for calculation

-- = System down for maintenance

cfm = cubic feet per minute

lbs = pounds

$mg/m^3$ = Milligrams per meter cubed

$m^3$/min = Cubic meter per minute

THC = Total Hydrocarbon

GRO = Gasoline Range Organics

**Table 14**
**Summary of Pumping Wells**

Colonial Pipeline Company
2020-L1-SR2448
Huntersville, North Carolina

| Well ID | Pump Type | Vacuum Enhancement | Well ID | Pump Type | Vacuum Enhancement |
|---|---|---|---|---|---|
| MW-11 | Top | Yes | RW-30 | Top | Yes |
| MW-22R | Bottom | Yes | RW-31 | Bottom | Yes |
| MW-24 | Top | Yes | RW-32 | Bottom | Yes |
| MW-26R | Bottom | Yes | RW-33 | Bottom | Yes |
| MW-39 | Bottom | Yes | RW-34 | Bottom | Yes |
| MW-47 | Top | Yes | RW-35 | Bottom | Yes |
| MW-48 | Top | Yes | RW-36 | Bottom | Yes |
| MW-54 | Bottom | Yes | RW-37 | Bottom | Yes |
| MW-55 | Bottom | Yes | RW-38 | Top | Yes |
| MW-61 | Top | Yes | RW-39 | Bottom | Yes |
| MW-85 | Bottom | Yes | RW-43 | Top | Yes |
| MW-90D | Bottom | Yes | RW-45 | Top | Yes |
| MW-91D | Bottom | Yes | RW-46 | Top | Yes |
| RW-01 | Bottom | Yes | RW-47 | Top | Yes |
| RW-02 | Top | Yes | RW-48 | Bottom | Yes |
| RW-03 | Bottom | Yes | RW-49 | Bottom | Yes |
| RW-04 | Bottom | Yes | RW-50 | Bottom | Yes |
| RW-05 | Top | Yes | RW-51 | Bottom | Yes |
| RW-06 | Top | Yes | RW-52 | Bottom | Yes |
| RW-07 | Top | Yes | RW-53 | Bottom | Yes |
| RW-08 | Bottom | Yes | RW-54 | Bottom | Yes |
| RW-09 | Top | Yes | RW-55 | Bottom | Yes |
| RW-10 | Top | Yes | RW-56 | Bottom | Yes |
| RW-11 | Bottom | Yes | RW-57 | Bottom | Yes |
| RW-12 | Bottom | Yes | RW-58 | Bottom | Yes |
| RW-13 | Bottom | Yes | RW-59 | Bottom | Yes |
| RW-14 | Top | No | RW-60 | Bottom | Yes |
| RW-15 | Bottom | Yes | RW-61 | Bottom | Yes |
| RW-16 | Top | Yes | RW-62 | Bottom | Yes |
| RW-18 | Top | Yes | RW-63 | Bottom | Yes |
| RW-19 | Bottom | Yes | RW-64 | Bottom | Yes |
| RW-20 | Bottom | No | RW-65 | Bottom | Yes |
| RW-21 | Bottom | No | RW-66 | Bottom | Yes |
| RW-22 | Top | Yes | RW-67 | Bottom | Yes |
| RW-23 | Bottom | Yes | RW-68 | Bottom | Yes |
| RW-24 | Top | Yes | RW-69 | Bottom | Yes |
| RW-25 | Top | Yes | RW-70 | Bottom | Yes |
| RW-26 | Top | Yes | RW-71 | Bottom | Yes |
| RW-27 | Bottom | Yes | RW-72 | Bottom | Yes |
| RW-28 | Top | Yes | RW-73 | Bottom | Yes |
| RW-29 | Top | Yes | RW-74 | Bottom | Yes |

**Table 14**
**Summary of Pumping Wells**

Colonial Pipeline Company
2020-L1-SR2448
Huntersville, North Carolina

| Well ID | Pump Type | Vacuum Enhancement | Well ID | Pump Type | Vacuum Enhancement |
|---|---|---|---|---|---|
| RW-75 | Bottom | Yes | RW-101 | Bottom | Yes |
| RW-76 | Bottom | Yes | RW-102 | Bottom | Yes |
| RW-77 | Bottom | Yes | RW-104 | Bottom | Yes |
| RW-79 | Bottom | Yes | RW-105 | Bottom | Yes |
| RW-80 | Bottom | Yes | HCW-01 | Bottom | Yes |
| RW-81 | Bottom | Yes | HCW-03 | Bottom | Yes |
| RW-83 | Bottom | Yes | HCW-06 | Bottom | Yes |
| RW-84 | Bottom | Yes | HCW-07 | Bottom | Yes |
| RW-85 | Bottom | Yes | HCW-10 | Bottom | Yes |
| RW-86 | Bottom | Yes | HCW-13 | Top | Yes |
| RW-87 | Bottom | Yes | HCW-14 | Top | Yes |
| RW-88 | Bottom | Yes | HCW-15 | Bottom | Yes |
| RW-89 | Bottom | Yes | HCW-16 | Bottom | Yes |
| RW-90 | Bottom | Yes | HCW-19 | Bottom | Yes |
| RW-91 | Bottom | Yes | HCW-21 | Bottom | Yes |
| RW-92 | Bottom | Yes | HCW-25 | Bottom | Yes |
| RW-93 | Bottom | Yes | NHCW-06 | Bottom | Yes |
| RW-94 | Bottom | Yes | NHCW-11 | Bottom | Yes |
| RW-95 | Bottom | Yes | NHCW-12 | Bottom | Yes |
| RW-96 | Bottom | Yes | NHCW-13 | Bottom | Yes |
| RW-97 | Bottom | Yes | NHCW-14 | Bottom | Yes |
| RW-98 | Bottom | Yes | NHCW-16 | Bottom | Yes |
| RW-100 | Bottom | Yes | -- | | |

Notes:
Bottom = Bottom Loading Pump
Top = Top Loading Pump

# APPENDIX A

# BORING LOGS AND GW-1 FORMS

# BORING NUMBER MW-94

Apex Companies

**CLIENT** Colonial Pipeline
**PROJECT NAME** 2020-L1-SR2448
**PROJECT NUMBER** CPC21018
**PROJECT LOCATION** Huntersville, NC
**DATE/TIME STARTED** 2021-09-16 00:00 **COMPLETED** 2021-09-16 00:00 **GROUND ELEVATION** _____ **TOP OF CASING** _____
**DRILLING CONTRACTOR** Parratt-Wolff
**EQUIPMENT** CME 550X
**DRILLER** Kevin White
**GROUND WATER LEVELS AND TIME:**
**LOGGED BY** C. Alexander **BOREHOLE DIAMETER** 8 in.
**DURING DRILLING** ---
**METHOD** HSA/Split Spoon
**AFTER DRILLING** ---

| DEPTH (ft) | SAMPLE TYPE NUMBER | ENVIRONMENTAL DATA | GRAPHIC LOG | MATERIAL DESCRIPTION | COMMENTS |
|---|---|---|---|---|---|
| 0 | AU | PID = 7.3 | | | |
| | AU | PID = 3.2 | | | |
| 10 | SS | PID = 42.3 | | | |
| | SS | PID = 2.6 | | | |
| 20 | SS | PID = 1.8 | | | |
| | SS | PID = 1.5 | | | |
| 30 | SS | PID = 1.8 | | | |
| | SS | PID = 3.1 | | | |
| 40 | SS | PID = 1.1 | | | |
| | SS | PID = 1.6 | | | |
| 50 | SS | PID = 1.8 | | | |

WELL DIAGRAM

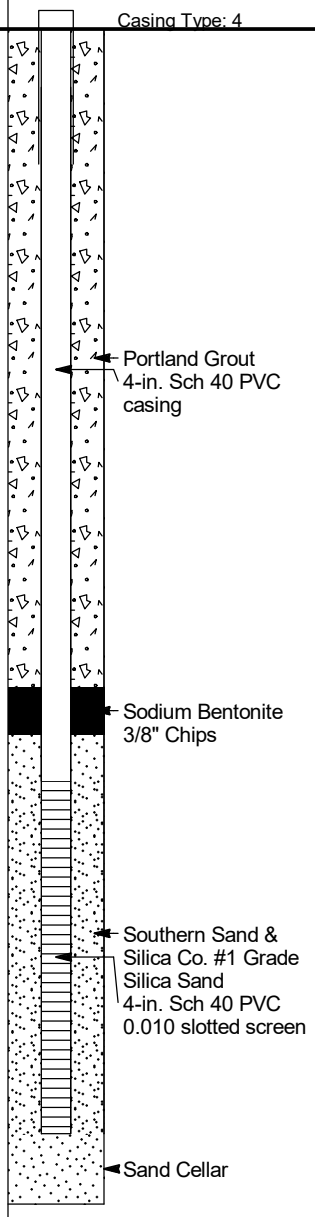


CPC_HUNTERSVILLE_BH_MW - GINT STD US LAB.GDT - 1/25/22 16:23 - C:\USERS\PUBLIC\DOCUMENTS\BENTLEY\GINTCL\PROJECTS\SHARE DRIVE FILE\CPC_HUNTERSVILLE.GPJ

# WELL CONSTRUCTION RECORD

This form can be used for single or multiple wells

For Internal Use ONLY:

**1. Well Contractor Information:**

Kevin White

Well Contractor Name

2973

NC Well Contractor Certification Number

Parratt-Wolff, Inc.

Company Name

**2. Well Construction Permit #:** _____

*List all applicable well permits (i.e. County, State, Variance, Injection, etc.)*

**3. Well Use (check well use):**

**Water Supply Well:**

☐Agricultural ☐Municipal/Public

☐Geothermal (Heating/Cooling Supply) ☐Residential Water Supply (single)

☐Industrial/Commercial ☐Residential Water Supply (shared)

☐Irrigation

**Non-Water Supply Well:**

☑Monitoring ☐Recovery

**Injection Well:**

☐Aquifer Recharge ☐Groundwater Remediation

☐Aquifer Storage and Recovery ☐Salinity Barrier

☐Aquifer Test ☐Stormwater Drainage

☐Experimental Technology ☐Subsidence Control

☐Geothermal (Closed Loop) ☐Tracer

☐Geothermal (Heating/Cooling Return) ☐Other (explain under #21 Remarks)

**4. Date Well(s) Completed:** 9-16-21 **Well ID#** MW-94

**5a. Well Location:**

Colonial Pipeline Company

Facility/Owner Name

Facility ID# (if applicable)

14511 Huntersville-Concord Road, Huntersville, NC 28078

Physical Address, City, and Zip

Mecklenburg

County

Parcel Identification No. (PIN)

**5b. Latitude and Longitude in degrees/minutes/seconds or decimal degrees:**
(if well field, one lat/long is sufficient)

35.415916 N -80.804501 W

**6. Is (are) the well(s):** ☑**Permanent** **or** ☐**Temporary**

**7. Is this a repair to an existing well:** ☐**Yes** **or** ☑**No**

*If this is a repair, fill out known well construction information and explain the nature of the repair under #21 remarks section or on the back of this form.*

**8. Number of wells constructed:** 1

*For multiple injection or non-water supply wells ONLY with the same construction, you can submit one form.*

**9. Total well depth below land surface:** 47 **(ft.)**

*For multiple wells list all depths if different (example- 3@200' and 2@100')*

**10. Static water level below top of casing:** 37 **(ft.)**

*If water level is above casing, use "-"*

**11. Borehole diameter:** 4 **(in.)**

**12. Well construction method:** 6 5/8 HSA & 2" spoons

(i.e. auger, rotary, cable, direct push, etc.)

**FOR WATER SUPPLY WELLS ONLY:**

**13a. Yield (gpm)** _____ **Method of test:** _____

**13b. Disinfection type:** _____ **Amount:** _____

**14. WATER ZONES**

| FROM | TO | DESCRIPTION |
|---|---|---|
| 37 ft. | 47 ft. | Wet |
| ft. | ft. | |

**15. OUTER CASING (for multi-cased wells) OR LINER (if applicable)**

| FROM | TO | DIAMETER | THICKNESS | MATERIAL |
|---|---|---|---|---|
| ft. | ft. | in. | | |

**16. INNER CASING OR TUBING (geothermal closed-loop)**

| FROM | TO | DIAMETER | THICKNESS | MATERIAL |
|---|---|---|---|---|
| 0 ft. | 32 ft. | 4 in. | sch40 | pvc |
| ft. | ft. | in. | | |

**17. SCREEN**

| FROM | TO | DIAMETER | SLOT SIZE | THICKNESS | MATERIAL |
|---|---|---|---|---|---|
| 32 ft. | 47 ft. | 2 in. | .010 | sch40 | pvc |
| ft. | ft. | in. | | | |

**18. GROUT**

| FROM | TO | MATERIAL | EMPLACEMENT METHOD & AMOUNT |
|---|---|---|---|
| 0 ft. | 28 ft. | Portland Cem | Tremie |
| 28 ft. | 30 ft. | Bentonite Chi | Tremie |
| ft. | ft. | | |

**19. SAND/GRAVEL PACK (if applicable)**

| FROM | TO | MATERIAL | EMPLACEMENT METHOD |
|---|---|---|---|
| 30 ft. | 47 ft. | #1 Sand | Tremie |
| ft. | ft. | | |

**20. DRILLING LOG (attach additional sheets if necessary)**

| FROM | TO | DESCRIPTION (color, hardness, soil/rock type, grain size, etc.) |
|---|---|---|
| ft. | ft. | |
| ft. | ft. | |
| ft. | ft. | |
| ft. | ft. | |
| ft. | ft. | |
| ft. | ft. | |
| ft. | ft. | - |

**21. REMARKS**

6" Stick up Cover

2 x2 pad

**22. Certification:**

Kevin White 10·5·21

Signature of Certified Well Contractor Date

*By signing this form, I hereby certify that the well(s) was (were) constructed in accordance with 15A NCAC 02C .0100 or 15A NCAC 02C .0200 Well Construction Standards and that a copy of this record has been provided to the well owner.*

**23. Site diagram or additional well details:**

You may use the back of this page to provide additional well site details or well construction details. You may also attach additional pages if necessary.

**SUBMITTAL INSTUCTIONS**

**24a. For All Wells:** Submit this form within 30 days of completion of well construction to the following:

**Division of Water Resources, Information Processing Unit,**
**1617 Mail Service Center, Raleigh, NC 27699-1617**

**24b. For Injection Wells ONLY:** In addition to sending the form to the address in 24a above, also submit a copy of this form within 30 days of completion of well construction to the following:

**Division of Water Resources, Underground Injection Control Program,**
**1636 Mail Service Center, Raleigh, NC 27699-1636**

**24c. For Water Supply & Injection Wells:**

Also submit one copy of this form within 30 days of completion of well construction to the county health department of the county where constructed.

# BORING NUMBER MW-95

Apex Companies

**CLIENT** Colonial Pipeline **PROJECT NAME** 2020-L1-SR2448

**PROJECT NUMBER** CPC21018 **PROJECT LOCATION** Huntersville, NC

**DATE/TIME STARTED** 2021-09-22 00:00 **COMPLETED** 2021-09-23 00:00 **GROUND ELEVATION** _____ **TOP OF CASING** _____

**DRILLING CONTRACTOR** Parratt-Wolff **EQUIPMENT** CME 550X

**DRILLER** Kevin White **GROUND WATER LEVELS AND TIME:**

**LOGGED BY** C. Alexander **BOREHOLE DIAMETER** 8 in. ▽ **DURING DRILLING** 22.50 ft

**METHOD** HSA/Split Spoon **AFTER DRILLING** ---

| DEPTH (ft) | SAMPLE TYPE NUMBER | ENVIRONMENTAL DATA | GRAPHIC LOG | MATERIAL DESCRIPTION | COMMENTS | WELL DIAGRAM |
|---|---|---|---|---|---|---|
| 0 | AU | PID = 11 | | | | Casing Type: 4 |
| | AU | PID = 32.3 | | | | Portland Grout 4-in. Sch 40 PVC casing |
| 10 | SS | PID = 7.3 | | | | |
| | SS | PID = 25.5 | | | | Sodium Bentonite 3/8" Chips |
| | SS | PID = 53.4 | | | | |
| | SS | PID = 40.9 | | | | |
| 20 | SS | PID = 52.7 | | | | |
| | SS | PID = 4.6 | | ▽ | | |
| | SS | PID = 1.3 | | | | |
| | SS | PID = 2.8 | | | | |
| | SS | PID = 1.9 | | | | |
| 30 | SS | PID = 2.4 | | | | |
| | SS | PID = 3.4 | | | | |
| | SS | PID = 3 | | | | |
| | SS | PID = 6.6 | | | | |
| | SS | PID = 4.7 | | | | Southern Sand & Silica Co. #1 Grade Silica Sand 4-in. Sch 40 PVC 0.010 slotted screen |
| 40 | SS | PID = 2.7 | | | | |
| | SS | PID = 2.8 | | | | |
| | SS | PID = 2.9 | | | | |
| | SS | PID = 3.6 | | | | |
| | SS | PID = 1.2 | | | | |
| 50 | SS | PID = 0.7 | | | | |
| | SS | PID = 2.4 | | | | |
| | SS | PID = 2.8 | | | | |
| | SS | PID = 2.1 | | | | |
| | SS | PID = 3.1 | | | | |
| 60 | SS | PID = 3.6 | | | | |

CPC_HUNTERSVILLE_BH_MW - GINT STD US LAB.GDT - 1/25/22 16:23 - C:\USERS\PUBLIC\DOCUMENTS\BENTLEY\GINTCL\PROJECTS\SHARE DRIVE FILE\CPC_HUNTERSVILLE.GPJ

# WELL CONSTRUCTION RECORD

This form can be used for single or multiple wells

**1. Well Contractor Information:**

Kevin White

Well Contractor Name

2973

NC Well Contractor Certification Number

Parratt-Wolff, Inc.

Company Name

**2. Well Construction Permit #:** _____

*List all applicable well permits (i.e. County, State, Variance, Injection, etc.)*

**3. Well Use (check well use):**

**Water Supply Well:**

☐Agricultural ☐Municipal/Public

☐Geothermal (Heating/Cooling Supply) ☐Residential Water Supply (single)

☐Industrial/Commercial ☐Residential Water Supply (shared)

☐Irrigation

**Non-Water Supply Well:**

☑Monitoring ☐Recovery

**Injection Well:**

☐Aquifer Recharge ☐Groundwater Remediation

☐Aquifer Storage and Recovery ☐Salinity Barrier

☐Aquifer Test ☐Stormwater Drainage

☐Experimental Technology ☐Subsidence Control

☐Geothermal (Closed Loop) ☐Tracer

☐Geothermal (Heating/Cooling Return) ☐Other (explain under #21 Remarks)

**4. Date Well(s) Completed:** 9-23-21 **Well ID#** MW-95

**5a. Well Location:**

Colonial Pipeline Company

Facility/Owner Name

Facility ID# (if applicable)

14511 Huntersville-Concord Road, Huntersville, NC 28078

Physical Address, City, and Zip

Mecklenburg

County

Parcel Identification No. (PIN)

**5b. Latitude and Longitude in degrees/minutes/seconds or decimal degrees:**
(if well field, one lat/long is sufficient)

35.415538 N -80.806554 W

**6. Is (are) the well(s):** ☑**Permanent** **or** ☐**Temporary**

**7. Is this a repair to an existing well:** ☐**Yes** **or** ☑**No**

*If this is a repair, fill out known well construction information and explain the nature of the repair under #21 remarks section or on the back of this form.*

**8. Number of wells constructed:** 1

*For multiple injection or non-water supply wells ONLY with the **same construction**, you can submit one form.*

**9. Total well depth below land surface:** 60 **(ft.)**

*For multiple wells list all depths if different (example- 3@200' and 2@100')*

**10. Static water level below top of casing:** 35 **(ft.)**

*If water level is above casing, use "-"*

**11. Borehole diameter:** 4 **(in.)**

**12. Well construction method:** 6 5/8 HSA & 2" spoons

(i.e. auger, rotary, cable, direct push, etc.)

**FOR WATER SUPPLY WELLS ONLY:**

**13a. Yield (gpm)** _____ **Method of test:** _____

**13b. Disinfection type:** _____ **Amount:** _____

For Internal Use ONLY:

**14. WATER ZONES**

| FROM | TO | DESCRIPTION |
|---|---|---|
| 35 ft. | 60 ft. | Wet |
| ft. | ft. | |

**15. OUTER CASING (for multi-cased wells) OR LINER (if applicable)**

| FROM | TO | DIAMETER | THICKNESS | MATERIAL |
|---|---|---|---|---|
| ft. | ft. | in. | | |

**16. INNER CASING OR TUBING (geothermal closed-loop)**

| FROM | TO | DIAMETER | THICKNESS | MATERIAL |
|---|---|---|---|---|
| 0 ft. | 45 ft. | 4 in. | sch40 | pvc |
| ft. | ft. | in. | | |

**17. SCREEN**

| FROM | TO | DIAMETER | SLOT SIZE | THICKNESS | MATERIAL |
|---|---|---|---|---|---|
| 45 ft. | 60 ft. | 2 in. | .010 | sch40 | pvc |
| ft. | ft. | in. | | | |

**18. GROUT**

| FROM | TO | MATERIAL | EMPLACEMENT METHOD & AMOUNT |
|---|---|---|---|
| 0 ft. | 11 ft. | Portland Cem | Tremie |
| 11 ft. | 13 ft. | Bentonite Chi | Tremie |
| ft. | ft. | | |

**19. SAND/GRAVEL PACK (if applicable)**

| FROM | TO | MATERIAL | EMPLACEMENT METHOD |
|---|---|---|---|
| 13 ft. | 60 ft. | #1 Sand | Tremie |
| ft. | ft. | | |

**20. DRILLING LOG (attach additional sheets if necessary)**

| FROM | TO | DESCRIPTION (color, hardness, soil/rock type, grain size, etc.) |
|---|---|---|
| ft. | ft. | |
| ft. | ft. | |
| ft. | ft. | |
| ft. | ft. | |
| ft. | ft. | |
| ft. | ft. | |
| ft. | ft. | |
| ft. | ft. | |

**21. REMARKS**

6" Stick up Cover

2 x2 pad

**22. Certification:**

Signature of Certified Well Contractor — Date: 10-5-21

*By signing this form, I hereby certify that the well(s) was (were) constructed in accordance with 15A NCAC 02C .0100 or 15A NCAC 02C .0200 Well Construction Standards and that a copy of this record has been provided to the well owner.*

**23. Site diagram or additional well details:**

You may use the back of this page to provide additional well site details or well construction details. You may also attach additional pages if necessary.

**SUBMITTAL INSTUCTIONS**

**24a. For All Wells:** Submit this form within 30 days of completion of well construction to the following:

**Division of Water Resources, Information Processing Unit,**
**1617 Mail Service Center, Raleigh, NC 27699-1617**

**24b. For Injection Wells ONLY:** In addition to sending the form to the address in 24a above, also submit a copy of this form within 30 days of completion of well construction to the following:

**Division of Water Resources, Underground Injection Control Program,**
**1636 Mail Service Center, Raleigh, NC 27699-1636**

**24c. For Water Supply & Injection Wells:**

Also submit one copy of this form within 30 days of completion of well construction to the county health department of the county where constructed.

# BORING NUMBER MW-96

Apex Companies

**CLIENT** Colonial Pipeline **PROJECT NAME** 2020-L1-SR2448

**PROJECT NUMBER** CPC21018 **PROJECT LOCATION** Huntersville, NC

**DATE/TIME STARTED** 2021-09-27 00:00 **COMPLETED** 2021-09-28 00:00 **GROUND ELEVATION** _____ **TOP OF CASING** _____

**DRILLING CONTRACTOR** Parratt-Wolff **EQUIPMENT** CME 550X

**DRILLER** Kevin White **GROUND WATER LEVELS AND TIME:**

**LOGGED BY** Jamie Humphrey **BOREHOLE DIAMETER** 6.25 in. ▽ **DURING DRILLING** 20.00 ft

**METHOD** HSA/Split Spoon **AFTER DRILLING** ---

| DEPTH (ft) | SAMPLE TYPE NUMBER | ENVIRONMENTAL DATA | GRAPHIC LOG | MATERIAL DESCRIPTION | COMMENTS |
|---|---|---|---|---|---|
| 0 | AU | PID = 52.5 | | | High PID likely from augers (0-10') |
| | AU | PID = 4.4 | | | |
| 10 | SS | PID = 4.7 | | | |
| | SS | PID = 4.3 | | | |
| | NR | | | | |
| | SS | PID = 4.6 | | | Soil Sample (16-18') @ 1700 |
| 20 | SS | PID = 4.7 | | ▽ | |
| | SS | PID = 6.2 | | | |
| | SS | PID = 4.9 | | | |
| | SS | PID = 1.3 | | | |
| | SS | PID = 3.2 | | | |
| 30 | SS | PID = 0.8 | | | |
| | SS | PID = 7.8 | | | |
| | SS | PID = 6.5 | | | |
| | SS | PID = 3.6 | | | |
| | SS | PID = 1.1 | | | |
| 40 | SS | PID = 0.9 | | | |
| | SS | PID = 0.4 | | | |
| | SS | PID = 0.2 | | | |
| | SS | PID = 0.1 | | | |
| | SS | PID = 0.1 | | | |
| 50 | SS | PID = 0.1 | | | |
| | SS | PID = 0.1 | | | |
| | SS | PID = 0.4 | | | |
| | SS | PID = 0.8 | | | |
| | SS | PID = 0.7 | | | Soil Sample (56-58') @ 1200 |
| 60 | SS | PID = 0.4 | | | |

WELL DIAGRAM

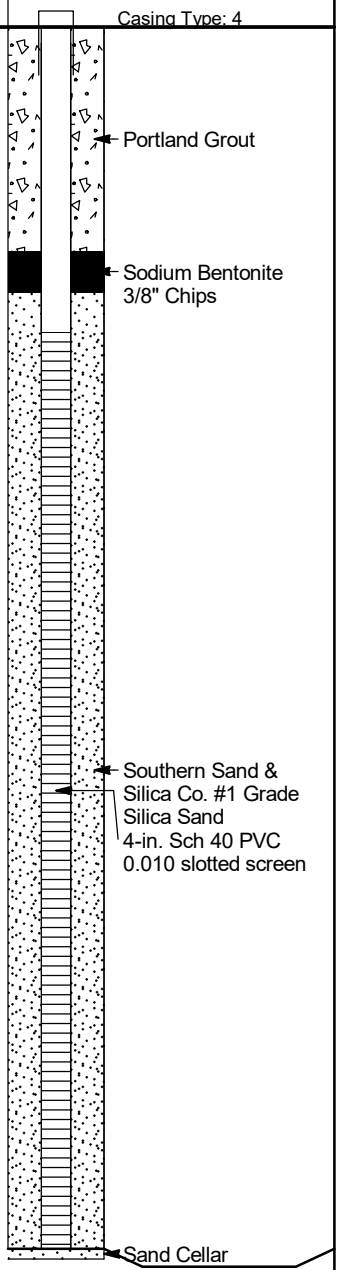


CPC_HUNTERSVILLE_BH_MW - GINT STD US LAB.GDT - 1/25/22 16:23 - C:\USERS\PUBLIC\DOCUMENTS\BENTLEY\GINTCL\PROJECTS\SHARE DRIVE FILE\CPC_HUNTERSVILLE.GPJ

# WELL CONSTRUCTION RECORD

This form can be used for single or multiple wells

**1. Well Contractor Information:**

Kevin White

Well Contractor Name

2973

NC Well Contractor Certification Number

Parratt-Wolff, Inc.

Company Name

**2. Well Construction Permit #:** _____

*List all applicable well permits (i.e. County, State, Variance, Injection, etc.)*

**3. Well Use (check well use):**

**Water Supply Well:**

☐Agricultural ☐Municipal/Public

☐Geothermal (Heating/Cooling Supply) ☐Residential Water Supply (single)

☐Industrial/Commercial ☐Residential Water Supply (shared)

☐Irrigation

**Non-Water Supply Well:**

☑Monitoring ☐Recovery

**Injection Well:**

☐Aquifer Recharge ☐Groundwater Remediation

☐Aquifer Storage and Recovery ☐Salinity Barrier

☐Aquifer Test ☐Stormwater Drainage

☐Experimental Technology ☐Subsidence Control

☐Geothermal (Closed Loop) ☐Tracer

☐Geothermal (Heating/Cooling Return) ☐Other (explain under #21 Remarks)

**4. Date Well(s) Completed:** 9-28-21 **Well ID#** MW-96

**5a. Well Location:**

Colonial Pipeline Company

Facility/Owner Name

Facility ID# (if applicable)

14511 Huntersville-Concord Road, Huntersville, NC 28078

Physical Address, City, and Zip

Mecklenburg

County

Parcel Identification No. (PIN)

**5b. Latitude and Longitude in degrees/minutes/seconds or decimal degrees:**
(if well field, one lat/long is sufficient)

35.415589 N -80.806413 W

**6. Is (are) the well(s):** ☑**Permanent** **or** ☐**Temporary**

**7. Is this a repair to an existing well:** ☐**Yes** **or** ☑**No**

*If this is a repair, fill out known well construction information and explain the nature of the repair under #21 remarks section or on the back of this form.*

**8. Number of wells constructed:** 1

*For multiple injection or non-water supply wells ONLY with the same construction, you can submit one form.*

**9. Total well depth below land surface:** 60 **(ft.)**

*For multiple wells list all depths if different (example- 3@200' and 2@100')*

**10. Static water level below top of casing:** 30 **(ft.)**

*If water level is above casing, use "-"*

**11. Borehole diameter:** 4 **(in.)**

**12. Well construction method:** 6 5/8 HSA & 2" spoons

(i.e. auger, rotary, cable, direct push, etc.)

**FOR WATER SUPPLY WELLS ONLY:**

**13a. Yield (gpm)** _____ **Method of test:** _____

**13b. Disinfection type:** _____ **Amount:** _____

For Internal Use ONLY:

**14. WATER ZONES**

| FROM | TO | DESCRIPTION |
|---|---|---|
| 30 ft. | 60 ft. | Wet |
| ft. | ft. | |

**15. OUTER CASING (for multi-cased wells) OR LINER (if applicable)**

| FROM | TO | DIAMETER | THICKNESS | MATERIAL |
|---|---|---|---|---|
| ft. | ft. | in. | | |

**16. INNER CASING OR TUBING (geothermal closed-loop)**

| FROM | TO | DIAMETER | THICKNESS | MATERIAL |
|---|---|---|---|---|
| 0 ft. | 15 ft. | 4 in. | sch40 | pvc |
| ft. | ft. | in. | | |

**17. SCREEN**

| FROM | TO | DIAMETER | SLOT SIZE | THICKNESS | MATERIAL |
|---|---|---|---|---|---|
| 15 ft. | 60 ft. | 4 in. | .010 | sch40 | pvc |
| ft. | ft. | in. | | | |

**18. GROUT**

| FROM | TO | MATERIAL | EMPLACEMENT METHOD & AMOUNT |
|---|---|---|---|
| 0 ft. | 11 ft. | Portland Cem | Tremie |
| 11 ft. | 13 ft. | Bentonite Chi | Tremie |
| ft. | ft. | | |

**19. SAND/GRAVEL PACK (if applicable)**

| FROM | TO | MATERIAL | EMPLACEMENT METHOD |
|---|---|---|---|
| 13 ft. | 60 ft. | #1 Sand | Tremie |
| ft. | ft. | | |

**20. DRILLING LOG (attach additional sheets if necessary)**

| FROM | TO | DESCRIPTION (color, hardness, soil/rock type, grain size, etc.) |
|---|---|---|
| ft. | ft. | |
| ft. | ft. | |
| ft. | ft. | |
| ft. | ft. | |
| ft. | ft. | |
| ft. | ft. | |
| ft. | ft. | |

**21. REMARKS**

6" Stick up Cover

2 x2 pad

**22. Certification:**

Kevin White 10.5.21

Signature of Certified Well Contractor Date

*By signing this form, I hereby certify that the well(s) was (were) constructed in accordance with 15A NCAC 02C .0100 or 15A NCAC 02C .0200 Well Construction Standards and that a copy of this record has been provided to the well owner.*

**23. Site diagram or additional well details:**

You may use the back of this page to provide additional well site details or well construction details. You may also attach additional pages if necessary.

**SUBMITTAL INSTUCTIONS**

**24a. For All Wells:** Submit this form within 30 days of completion of well construction to the following:

**Division of Water Resources, Information Processing Unit,**
**1617 Mail Service Center, Raleigh, NC 27699-1617**

**24b. For Injection Wells ONLY:** In addition to sending the form to the address in 24a above, also submit a copy of this form within 30 days of completion of well construction to the following:

**Division of Water Resources, Underground Injection Control Program,**
**1636 Mail Service Center, Raleigh, NC 27699-1636**

**24c. For Water Supply & Injection Wells:**

Also submit one copy of this form within 30 days of completion of well construction to the county health department of the county where constructed.

# BORING NUMBER MW-97D

Apex Companies

**CLIENT** Colonial Pipeline
**PROJECT NAME** 2020-L1-SR2448
**PROJECT NUMBER** CPC21018
**PROJECT LOCATION** Huntersville, NC
**DATE/TIME STARTED** 2021-09-25 **COMPLETED** 2021-11-09
**GROUND ELEVATION** _____ **TOP OF CASING** _____
**DRILLING CONTRACTOR** Parratt-Wolff
**EQUIPMENT** CME 550X
**DRILLER** Gary Ellingworth
**GROUND WATER LEVELS AND TIME:**
**LOGGED BY** JSH **BOREHOLE DIAMETER** 6.25 in.
▽ **DURING DRILLING** 115.92 ft
**METHOD** HSA
**AFTER DRILLING** ---

| DEPTH (ft) | SAMPLE TYPE NUMBER | ENVIRONMENTAL DATA | GRAPHIC LOG | MATERIAL DESCRIPTION | COMMENTS |
|---|---|---|---|---|---|
| 0 | AU 1 | PID = 3.6 | | 5.0 LEAN CLAY, SILTY, (CL) dark red 10R 3/4, dry, trace organics, no odor, micaceous | |
| 10 | AU 2 | PID = 1.4 | | 10.0 LEAN CLAY, SILTY, (CL) red brown 5YR 5/4, dry, trace organics, no odor, micaceous | |
| | SS 3 | PID = 2.2 | | 12.0 | |
| | SS 4 | PID = 4.7 | | 17.0 SILT, SANDY, (ML) strong brown 7.5YR 5/8, dry, some mica, trace organics, no odor, saprolite, oxidized | Soil Sample (20-22') @ 1610 |
| 20 | SS 5 | PID = 1.9 | | 22.0 SILT, SANDY, (ML) strong brown 7.5YR 5/8, dry, some mica, trace organics, no odor, saprolite, oxidized | |
| | SS 6 | PID = 1.6 | | 27.0 SILT, CLAYEY, (ML) light olive brown 2.5Y 5/4, moist, some coarse sand, no odor, saprolite, micaceous, dioritic, oxidized | |
| 30 | SS 7 | PID = 3 | | 32.0 SILT, SANDY, (ML) dark yellow brown 10YR 4/6, moist, some coarse sand, no odor, saprolite, micaceous, dioritic, oxidized | |
| | SS 8 | PID = 3.9 | | 37.0 SILTY SAND, (SM) dark yellow brown 10YR 4/6, moist, some coarse sand, no odor, saprolite, micaceous, dioritic, oxidized | |
| 40 | SS 9 | PID = 5.7 | | 42.0 SILTY SAND, (SM) dark yellow brown 10YR 4/6, moist, some coarse sand, no odor, saprolite, micaceous, dioritic, oxidized | End HSA drilling due to hard fractured bedrock. Start air hammer. Soil Sample (60-62') @ 1615 Very high recharge, water refilling between pushes when rods are added. Hard zone encountered, pushed through to soft underneath. Added water to mitigate sedimentation from spoils. Pulled air hammer and use auger due to collapsing concerns. Competant rock More sediment at surface than can be accounted for with drilling activities, stopping work (79-83') Quartz diorite with abundant amphibores, some micas, some epidote. Reinserted air hammer tooling. Small fracture (2-4"), no apparent water. About 2 gallons of water produced after waiting 10 minutes. Bore evacuated twice before pulling tooling about 10 minutes apart. 7-10 gallons purged each time. 10.5' under lowest fracture. |
| | SS 10 | | | 47.0 SILTY SAND, (SM) dark yellow brown 10YR 4/6, moist, some coarse sand, no odor, saprolite, micaceous, dioritic, oxidized | |
| 50 | SS 11 | PID = 4 | | 52.0 SILTY SAND, (SM) dark yellow brown 10YR 4/6, moist, some coarse sand, no odor, saprolite, micaceous, dioritic, oxidized | |
| | SS 12 | PID = 5.5 | | 57.0 SILTY SAND, (SM) dark yellow brown 10YR 4/6, saturated, some coarse sand, trace cobbles, no odor, saprolite, micaceous, dioritic, oxidized | |
| 60 | SS 13 | PID = 2.6 | | 62.0 SILTY SAND, (SM) light brown gray 2.5Y 6/2, saturated, some coarse sand, some cobbles, no odor, saprolite, dioritic | |
| 70 | | | | SILTY SAND, (SM) light brown gray 2.5Y 6/2, saturated, some coarse sand, some cobbles, no odor, saprolite, dioritic, micaceous | |
| 80 | | | | SILTY SAND, (SM) dark yellow brown 10YR 4/6, saturated, trace cobbles, some mica, no odor, saprolite, dioritic, trace oxidation | |
| 90 | | | | SILTY SAND, (SM) dark yellow brown 10YR 4/6, saturated, trace cobbles, some mica, no odor, saprolite, dioritic, trace oxidation | |
| 100 | | | | Bottom of borehole at 134.6 feet. | |
| 110 | | | | | |
| 120 | | | | | |
| 130 | | | | | |

**WELL DIAGRAM**

- Casing Type: 4
- Stickup cover
- 4-in. Sch. 40 PVC surface isolation casing
- 2-in. Sch 40 PVC casing
- Portland Type I/II Grout
- Bentonite
- Silica Sand Grade #2
- 2-in. Sch 40 PVC 0.010 slotted screen
- Abandoned borehole, bentonite

CPC_HUNTERSVILLE_BH_MW - GINT STD US LAB.GDT - 12/17/21 15:57 - C:\USERS\PUBLIC\DOCUMENTS\BENTLEY\GINTCL\PROJECTS\SHARE DRIVE FILE\CPC_HUNTERSVILLE.GPJ

# WELL CONSTRUCTION RECORD

This form can be used for single or multiple wells

**1. Well Contractor Information:**

Kevin White

Well Contractor Name

2973

NC Well Contractor Certification Number

Parratt-Wolff, Inc.

Company Name

**2. Well Construction Permit #:** _____

*List all applicable well permits (i.e. County, State, Variance, Injection, etc.)*

**3. Well Use (check well use):**

**Water Supply Well:**

☐Agricultural ☐Municipal/Public

☐Geothermal (Heating/Cooling Supply) ☐Residential Water Supply (single)

☐Industrial/Commercial ☐Residential Water Supply (shared)

☐Irrigation

**Non-Water Supply Well:**

☑Monitoring ☐Recovery

**Injection Well:**

☐Aquifer Recharge ☐Groundwater Remediation

☐Aquifer Storage and Recovery ☐Salinity Barrier

☐Aquifer Test ☐Stormwater Drainage

☐Experimental Technology ☐Subsidence Control

☐Geothermal (Closed Loop) ☐Tracer

☐Geothermal (Heating/Cooling Return) ☐Other (explain under #21 Remarks)

**4. Date Well(s) Completed:** 11/9/-21 **Well ID#** MW-97D

**5a. Well Location:**

Colonial Pipeline Company

Facility/Owner Name

Facility ID# (if applicable)

14511 Huntersville-Concord Road, Huntersville, NC 28078

Physical Address, City, and Zip

Mecklenburg

County

Parcel Identification No. (PIN)

**5b. Latitude and Longitude in degrees/minutes/seconds or decimal degrees:**
(if well field, one lat/long is sufficient)

35.415614 N -80.805674 W

**6. Is (are) the well(s):** ☑**Permanent** **or** ☐**Temporary**

**7. Is this a repair to an existing well:** ☐**Yes** **or** ☑**No**

*If this is a repair, fill out known well construction information and explain the nature of the repair under #21 remarks section or on the back of this form.*

**8. Number of wells constructed:** 1

*For multiple injection or non-water supply wells **ONLY** with the **same construction**, you can submit one form.*

**9. Total well depth below land surface:** 126 **(ft.)**

*For multiple wells list all depths if different (example- 3@200' and 2@100')*

**10. Static water level below top of casing:** _____ **(ft.)**

*If water level is above casing, use "+"*

**11. Borehole diameter:** 2 **(in.)**

**12. Well construction method:** 6 5/8 HSA & 6" Air Hammer, 4" PVC Casing, 3 7/8" Air Hammer, 2" PVC well

(i.e. auger, rotary, cable, direct push, etc.)

**FOR WATER SUPPLY WELLS ONLY:**

**13a. Yield (gpm)** _____ **Method of test:** _____

**13b. Disinfection type:** _____ **Amount:** _____

For Internal Use ONLY:

**14. WATER ZONES**

| FROM | TO | DESCRIPTION |
|---|---|---|
| ft. | ft. | |
| ft. | ft. | |

**15. OUTER CASING (for multi-cased wells) OR LINER (if applicable)**

| FROM | TO | DIAMETER | THICKNESS | MATERIAL |
|---|---|---|---|---|
| 0 ft. | 90 ft. | 4 in. | sch40 | pvc |

**16. INNER CASING OR TUBING (geothermal closed-loop)**

| FROM | TO | DIAMETER | THICKNESS | MATERIAL |
|---|---|---|---|---|
| 0 ft. | 116 ft. | 2 in. | sch40 | pvc |
| ft. | ft. | in. | | |

**17. SCREEN**

| FROM | TO | DIAMETER | SLOT SIZE | THICKNESS | MATERIAL |
|---|---|---|---|---|---|
| 116 ft. | 126 ft. | 2 in. | .010 | sch40 | pvc |
| ft. | ft. | in. | | | |

**18. GROUT**

| FROM | TO | MATERIAL | EMPLACEMENT METHOD & AMOUNT |
|---|---|---|---|
| 0 ft. | 109 ft. | Portland Cem | Tremie |
| 109 ft. | 112 ft. | Bentonite Chi | Tremie |
| ft. | ft. | | |

**19. SAND/GRAVEL PACK (if applicable)**

| FROM | TO | MATERIAL | EMPLACEMENT METHOD |
|---|---|---|---|
| 112 ft. | 133 ft. | #1 Sand | Tremie |
| ft. | ft. | | |

**20. DRILLING LOG (attach additional sheets if necessary)**

| FROM | TO | DESCRIPTION (color, hardness, soil/rock type, grain size, etc.) |
|---|---|---|
| ft. | ft. | |
| ft. | ft. | |
| ft. | ft. | |
| ft. | ft. | |
| ft. | ft. | |
| ft. | ft. | |
| ft. | ft. | |

**21. REMARKS**

6" Aluminum Cover

2 x2 pad

**22. Certification:**

Kevin White

Signature of Certified Well Contractor

12/10/21

Date

*By signing this form, I hereby certify that the well(s) was (were) constructed in accordance with 15A NCAC 02C .0100 or 15A NCAC 02C .0200 Well Construction Standards and that a copy of this record has been provided to the well owner.*

**23. Site diagram or additional well details:**

You may use the back of this page to provide additional well site details or well construction details. You may also attach additional pages if necessary.

**SUBMITTAL INSTUCTIONS**

**24a. For All Wells:** Submit this form within 30 days of completion of well construction to the following:

**Division of Water Resources, Information Processing Unit,**
**1617 Mail Service Center, Raleigh, NC 27699-1617**

**24b. For Injection Wells ONLY:** In addition to sending the form to the address in 24a above, also submit a copy of this form within 30 days of completion of well construction to the following:

**Division of Water Resources, Underground Injection Control Program,**
**1636 Mail Service Center, Raleigh, NC 27699-1636**

**24c. For Water Supply & Injection Wells:**

Also submit one copy of this form within 30 days of completion of well construction to the county health department of the county where constructed.

# BORING NUMBER RW-94

Apex Companies

**CLIENT** Colonial Pipeline **PROJECT NAME** 2020-L1-SR2448

**PROJECT NUMBER** CPC21018 **PROJECT LOCATION** Huntersville, NC

**DATE/TIME STARTED** 2021-11-17 00:00 **COMPLETED** 2021-11-22 00:00 **GROUND ELEVATION** _____ **TOP OF CASING** _____

**DRILLING CONTRACTOR** Parratt-Wolff **EQUIPMENT** CME 550X

**DRILLER** G. Ellingsworth **GROUND WATER LEVELS AND TIME:**

**LOGGED BY** JSH **BOREHOLE DIAMETER** 10.25 in. **DURING DRILLING** ---

**METHOD** Hollow Stem Auger 8.25" **AFTER DRILLING** ---

| DEPTH (ft) | SAMPLE TYPE NUMBER | ENVIRONMENTAL DATA | GRAPHIC LOG | MATERIAL DESCRIPTION | COMMENTS |
|---|---|---|---|---|---|
| 0 | | | | | |
| | NR | | | LEAN CLAY, SILTY, (CL) dark red 10R 3/6, dry, some mica, trace cobbles, no odor | |
| | | | | 5.0 | |
| | NR | | | LEAN CLAY, SILTY, (CL) red 10R 4/6, dry, some mica, trace cobbles, no odor | |
| 10 | | | | 10.0 | |
| | SS | PID = 3.4 | | SILT, (ML) red 2.5YR 5/8, dry, no odor, saprolite, micaceous, oxidized | |
| | SS | PID = 21.2 | | 14.0 | |
| | SS | PID = 4.1 | | 16.0 SILT, SANDY, (ML) strong brown 7.5YR 5/8, dry, no odor, saprolite, micaceous, oxidized, crumbly | |
| | SS | PID = 1.9 | | 18.0 | |
| 20 | SS | PID = 3.3 | | SILT, SANDY, (ML) brown yellow 10YR 6/6, dry, no odor, saprolite, micaceous, oxidized, crumbly | |
| | SS | PID = 12.5 | | 22.0 | |
| | SS | PID = 1.4 | | 24.0 SILT, SANDY, (ML) yellow brown 10YR 5/4, dry, some mica, no odor, saprolite, dioritic, oxidized | |
| | SS | PID = 105.4 | | 26.0 | |
| | SS | PID = 5648 | | 28.0 SILT, SANDY, (ML) light olive brown 2.5Y 5/4, dry, some mica, no odor, saprolite, salt and pepper diorite, oxidized | White quartz fracture zone with fine to coarse sand (26.5-27') |
| 30 | SS | PID = 1450 | | | Soil Sample (26-28') @ 1615 |
| | SS | PID = 2655 | | 32.0 | |
| | SS | PID = 2569 | | POORLY GRADED SAND, SILTY, (SP) light olive brown 2.5Y 5/4, dry, with fine to medium sand, no odor, saprolite, micaceous, dioritic, oxidized mafics | |
| | SS | PID = 1967 | | | |
| | SS | PID = 2182 | | | |
| 40 | SS | PID = 1825 | | 40.0 POORLY GRADED SAND, SILTY, (SP) light olive brown 2.5Y 5/4, dry, with fine to medium sand, hydrocarbon odor, saprolite, micaceous, dioritic, oxidized mafics | |
| | SS | PID = 4293 | | | |
| | SS | PID = 1912 | | | |
| | SS | PID = 1252 | | | Fractured bedrock (44-46') |
| | SS | PID = 2718 | | 47.0 | Fractured bedrock (46-47') |
| 50 | SS | PID = 493.6 | | 48.0 49.0 50.0 POORLY GRADED SAND, SILTY, (SP) light olive brown 2.5Y 5/4, moist, with fine to medium sand, hydrocarbon odor, saprolite, micaceous, dioritic, oxidized mafics | |
| | SS | PID = 2978 | | 52.5 | |
| | SS | PID = 528.8 | | 54.0 | |
| | SS | PID = 91.6 | | | |
| | SS | PID = 90.5 | | 58.0 POORLY GRADED SAND, SILTY, (SP) light olive brown 2.5Y 5/4, moist, with fine to medium sand, hydrocarbon odor, saprolite, micaceous, salt and pepper diorite, oxidized streaking, crumbly | |
| 60 | SS | PID = 99.9 | | | |
| | SS | PID = 31.7 | | | |
| | SS | PID = 176.5 | | 64.0 POORLY GRADED SAND, SILTY, (SP) olive brown 2.5Y 4/4, moist, with fine to medium sand, hydrocarbon odor, saprolite, micaceous, salt and pepper diorite, oxidized streaking, crumbly | |
| | SS | PID = 106.5 | | 66.0 | |
| | SS | PID = 468.2 | | | Soil Sample (66-66.5') @ 1620 |
| 70 | SS | PID = 104.4 | | 70.5 POORLY GRADED SAND, (SP) dark yellow brown 10YR 3/6, medium to coarse grained, moist, hydrocarbon odor, saprolite, micaceous, dioritic, highly oxidized | |
| | SS | PID = 27 | | POORLY GRADED SAND, (SP) dark yellow brown 10YR 4/6, medium to coarse grained, moist, trace cobbles, | |

WELL DIAGRAM

Casing Type: 4

- Portland Grout
- 4-in. Sch 40 PVC casing
- Sodium Bentonite 3/8" Chips
- Southern Products & Silica Co. GP-1 Silica Sand
- 4-in. Sch 40 PVC 0.010 slotted screen

*(Continued Next Page)*

CPC_HUNTERSVILLE_BH_MW - GINT STD US LAB.GDT - 12/17/21 15:50 - C:\USERS\PUBLIC\DOCUMENTS\BENTLEY\GINTCL\PROJECTS\SHARE DRIVE FILE\CPC_HUNTERSVILLE.GPJ

# BORING NUMBER RW-94

Apex Companies

**CLIENT** Colonial Pipeline **PROJECT NAME** 2020-L1-SR2448

**PROJECT NUMBER** CPC21018 **PROJECT LOCATION** Huntersville, NC

| DEPTH (ft) | SAMPLE TYPE NUMBER | ENVIRONMENTAL DATA | GRAPHIC LOG | MATERIAL DESCRIPTION | COMMENTS | WELL DIAGRAM |
|---|---|---|---|---|---|---|
| | | | | hydrocarbon odor, saprolite, dioritic, highly oxidized | | |
| | | | | POORLY GRADED SAND, SILTY, (SP) light olive brown 2.5Y 5/4, medium to coarse grained, saturated, hydrocarbon odor, saprolite, salt and pepper diorite, oxidized mafics | | |
| | | | | POORLY GRADED SAND, SILTY, (SP) olive brown 2.5Y 4/4, fine to medium grained, saturated, some medium to coarse sand, hydrocarbon odor, saprolite, dioritic, highly oxidized mafics, micaceous | | |
| | | | | POORLY GRADED SAND, SILTY, (SP) olive brown 2.5Y 4/4, fine grained, saturated, some medium to coarse sand, hydrocarbon odor, saprolite, salt and pepper diorite, micaceous, oxidized mafics | | |
| | | | | POORLY GRADED SAND, (SP) dark yellow brown 10YR 4/6, medium to coarse grained, saturated, some silt, hydrocarbon odor, highly oxidized | | |
| | | | | POORLY GRADED SAND, (SP) light yellow brown 2.5Y 6/3, medium to coarse grained, saturated, no odor, saprolite, dioritic, oxidized mafics, white coarse sandy layer at bottom | | |
| | | | | POORLY GRADED SAND, (SP) dark olive brown 2.5Y 3/3, medium to coarse grained, saturated, trace cobbles, no odor, saprolite, dioritic, oxidized | | |
| | | | | POORLY GRADED SAND, (SP) dark yellow brown 10YR 3/4, coarse grained, saturated, and cobbles, no odor, oxidized | | |
| | | | | Bottom of borehole at 70.5 feet. | | |

CPC_HUNTERSVILLE_BH_MW - GINT STD US LAB.GDT - 12/17/21 15:50 - C:\USERS\PUBLIC\DOCUMENTS\BENTLEY\GINTCL\PROJECTS\SHARE DRIVE FILE\CPC_HUNTERSVILLE.GPJ

# WELL CONSTRUCTION RECORD

This form can be used for single or multiple wells

**1. Well Contractor Information:**

Gary Ellingworth

Well Contractor Name

3367

NC Well Contractor Certification Number

Parratt-Wolff, Inc.

Company Name

**2. Well Construction Permit #:** WR0300120

*List all applicable well permits (i.e. County, State, Variance, Injection, etc.)*

**3. Well Use (check well use):**

**Water Supply Well:**

☐Agricultural ☐Municipal/Public

☐Geothermal (Heating/Cooling Supply) ☐Residential Water Supply (single)

☐Industrial/Commercial ☐Residential Water Supply (shared)

☐Irrigation

**Non-Water Supply Well:**

☑Monitoring ☐Recovery

**Injection Well:**

☐Aquifer Recharge ☐Groundwater Remediation

☐Aquifer Storage and Recovery ☐Salinity Barrier

☐Aquifer Test ☐Stormwater Drainage

☐Experimental Technology ☐Subsidence Control

☐Geothermal (Closed Loop) ☐Tracer

☐Geothermal (Heating/Cooling Return) ☐Other (explain under #21 Remarks)

**4. Date Well(s) Completed:** 11-22-21 **Well ID#** RW-94

**5a. Well Location:**

Colonial Pipeline Company

Facility/Owner Name

Facility ID# (if applicable)

14511 Huntersville-Concord Road, Huntersville, NC 28078

Physical Address, City, and Zip

Mecklenburg

County

Parcel Identification No. (PIN)

**5b. Latitude and Longitude in degrees/minutes/seconds or decimal degrees:** (if well field, one lat/long is sufficient)

35.415969 N -80.805402 W

**6. Is (are) the well(s):** ☑**Permanent** or ☐**Temporary**

**7. Is this a repair to an existing well:** ☐**Yes** or ☑**No**

*If this is a repair, fill out known well construction information and explain the nature of the repair under #21 remarks section or on the back of this form.*

**8. Number of wells constructed:** 1

*For multiple injection or non-water supply wells ONLY with the **same construction**, you can submit one form.*

**9. Total well depth below land surface:** 70.5 **(ft.)**

*For multiple wells list all depths if different (example- 3@200' and 2@100')*

**10. Static water level below top of casing:** 40 **(ft.)**

*If water level is above casing, use "-"*

**11. Borehole diameter:** 4 **(in.)**

**12. Well construction method:** 6 5/8 HSA , 4" PVC, & 2" spoons

(i.e. auger, rotary, cable, direct push, etc.)

**FOR WATER SUPPLY WELLS ONLY:**

**13a. Yield (gpm)** _____ **Method of test:** _____

**13b. Disinfection type:** _____ **Amount:** _____

For Internal Use ONLY:

**14. WATER ZONES**

| FROM | TO | DESCRIPTION |
|---|---|---|
| 40 ft. | 70.5 ft. | Wet |
| ft. | ft. | |

**15. OUTER CASING (for multi-cased wells) OR LINER (if applicable)**

| FROM | TO | DIAMETER | THICKNESS | MATERIAL |
|---|---|---|---|---|
| ft. | ft. | in. | | |

**16. INNER CASING OR TUBING (geothermal closed-loop)**

| FROM | TO | DIAMETER | THICKNESS | MATERIAL |
|---|---|---|---|---|
| 0 ft. | 20 ft. | 4 in. | sch40 | pvc |
| ft. | ft. | in. | | |

**17. SCREEN**

| FROM | TO | DIAMETER | SLOT SIZE | THICKNESS | MATERIAL |
|---|---|---|---|---|---|
| 20 ft. | 70.5 ft. | 4 in. | .010 | sch40 | pvc |
| ft. | ft. | in. | | | |

**18. GROUT**

| FROM | TO | MATERIAL | EMPLACEMENT METHOD & AMOUNT |
|---|---|---|---|
| 0 ft. | 16 ft. | Portland Cem | Tremie |
| 16 ft. | 18 ft. | Bentonite Chi | Tremie |
| ft. | ft. | | |

**19. SAND/GRAVEL PACK (if applicable)**

| FROM | TO | MATERIAL | EMPLACEMENT METHOD |
|---|---|---|---|
| 18 ft. | 70.5 ft. | #1 Sand | Tremie |
| ft. | ft. | | |

**20. DRILLING LOG (attach additional sheets if necessary)**

| FROM | TO | DESCRIPTION (color, hardness, soil/rock type, grain size, etc.) |
|---|---|---|
| ft. | ft. | |
| ft. | ft. | |
| ft. | ft. | |
| ft. | ft. | |
| ft. | ft. | |
| ft. | ft. | |
| ft. | ft. | |

**21. REMARKS**

No Cover

**22. Certification:**

Gary Ellingworth 12·20·21

Signature of Certified Well Contractor Date

*By signing this form, I hereby certify that the well(s) was (were) constructed in accordance with 15A NCAC 02C .0100 or 15A NCAC 02C .0200 Well Construction Standards and that a copy of this record has been provided to the well owner.*

**23. Site diagram or additional well details:**

You may use the back of this page to provide additional well site details or well construction details. You may also attach additional pages if necessary.

**SUBMITTAL INSTUCTIONS**

**24a. For All Wells:** Submit this form within 30 days of completion of well construction to the following:

**Division of Water Resources, Information Processing Unit,**
**1617 Mail Service Center, Raleigh, NC 27699-1617**

**24b. For Injection Wells ONLY:** In addition to sending the form to the address in 24a above, also submit a copy of this form within 30 days of completion of well construction to the following:

**Division of Water Resources, Underground Injection Control Program,**
**1636 Mail Service Center, Raleigh, NC 27699-1636**

**24c. For Water Supply & Injection Wells:**

Also submit one copy of this form within 30 days of completion of well construction to the county health department of the county where constructed.

# BORING NUMBER RW-95

Apex Companies

**CLIENT** Colonial Pipeline **PROJECT NAME** 2020-L1-SR2448

**PROJECT NUMBER** CPC21018 **PROJECT LOCATION** Huntersville, NC

**DATE/TIME STARTED** 2021-11-23 00:00 **COMPLETED** 2021-11-24 00:00 **GROUND ELEVATION** _____ **TOP OF CASING** _____

**DRILLING CONTRACTOR** Parratt-Wolff **EQUIPMENT** CME 550X

**DRILLER** Kevin White **GROUND WATER LEVELS AND TIME:**

**LOGGED BY** Kyle Zigler **BOREHOLE DIAMETER** 10.25 in. **DURING DRILLING** ---

**METHOD** HSA/Split Spoon **AFTER DRILLING** ---

| DEPTH (ft) | SAMPLE TYPE NUMBER | ENVIRONMENTAL DATA | GRAPHIC LOG | MATERIAL DESCRIPTION | COMMENTS | WELL DIAGRAM |
|---|---|---|---|---|---|---|
| 0 | NR | PID = 2.6 | | SILT, (ML) red 10R 5/8, dry, trace roots, no odor | | Casing Type: 4 |
| | NR | PID = 13.1 | | | | Portland Grout |
| 10 | SS | PID = 4.1 | | | | 4-in. Sch 40 PVC casing |
| | SS | PID = 0.9 | | 12.0 SILT, CLAYEY, (ML) light red brown 2.5YR 6/4, dry, no odor, saprolite, micaceous | | |
| | SS | PID = 0.5 | | 14.0 SILT, SANDY, (ML) light red brown 2.5YR 6/4, dry, no odor, saprolite, micaceous | | |
| | SS | PID = 1.7 | | | | Sodium Bentonite 3/8" Chips |
| 20 | SS | PID = 1.2 | | 20.0 SILT, (ML) pale red 2.5YR 6/2, dry, trace sand, no odor, saprolite, dioritic, micaceous with oxidation | | |
| | SS | PID = 11.9 | | | | |
| | SS | PID = 21.8 | | | | |
| | SS | PID = 76.2 | | | | |
| | SS | PID = 192 | | | | |
| 30 | SS | PID = 1005 | | | Soil Sample (28-30') @ 1600 | |
| | SS | PID = 689.1 | | | | |
| | SS | PID = 1023 | | 34.0 | | |
| | SS | PID = 689.9 | | 36.0 SILT, SANDY, (ML) red gray 2.5YR 6/1, moist, hydrocarbon odor, saprolite, dioritic, micaceous | | |
| | SS | PID = 506.4 | | 38.0 POORLY GRADED SAND, SILTY, (SP) red gray 2.5YR 6/1, moist, trace coarse sand, hydrocarbon odor, saprolite, dioritic | | Southern Products & Silica Co. GP-1 Silica Sand |
| 40 | SS | PID = 971.3 | | | | 4-in. Sch 40 PVC 0.010 slotted screen |
| | SS | PID = 399.5 | | | | |
| | SS | PID = 845.3 | | SILT, (ML) dark red gray 2.5YR 4/1, moist, hydrocarbon odor, saprolite, dioritic, mafic parent material, remnant angular fractures | | |
| | SS | PID = 386.4 | | 46.0 | | |
| | SS | PID = 405.1 | | SILT, (ML) dark red gray 2.5YR 3/1, moist, hydrocarbon odor, saprolite, dioritic, mafic material, remnant angular fractures, oxidation | | |
| 50 | SS | PID = 815.1 | | 50.0 | | |
| | SS | PID = 248 | | POORLY GRADED SAND, (SP) very dark gray brown 2.5Y 3/2, fine to medium grained, saturated, no odor, mafic material with larger felsic clasts in-situ, oxidation | | |
| | SS | PID = 193.9 | | 54.0 | | |
| | SS | PID = 61.9 | | 55.0 SILT, SANDY, (ML) very dark gray brown 2.5Y 3/2, fine to medium grained, saturated, no odor, mafic material, some oxidation | Soil Sample (54-55') @ 0930 | |
| | | | | | Bottom of borehole at 55.0 feet. | |

CPC_HUNTERSVILLE_BH_MW - GINT STD US LAB.GDT - 12/17/21 15:57 - C:\USERS\PUBLIC\DOCUMENTS\BENTLEY\GINTCL\PROJECTS\SHARE DRIVE FILE\CPC_HUNTERSVILLE.GPJ

# WELL CONSTRUCTION RECORD

This form can be used for single or multiple wells

**1. Well Contractor Information:**

Kevin White

Well Contractor Name

2973

NC Well Contractor Certification Number

Parratt-Wolff, Inc.

Company Name

**2. Well Construction Permit #:** _____

*List all applicable well permits (i.e. County, State, Variance, Injection, etc.)*

**3. Well Use (check well use):**

**Water Supply Well:**

☐Agricultural ☐Municipal/Public

☐Geothermal (Heating/Cooling Supply) ☐Residential Water Supply (single)

☐Industrial/Commercial ☐Residential Water Supply (shared)

☐Irrigation

**Non-Water Supply Well:**

☑Monitoring ☐Recovery

**Injection Well:**

☐Aquifer Recharge ☐Groundwater Remediation

☐Aquifer Storage and Recovery ☐Salinity Barrier

☐Aquifer Test ☐Stormwater Drainage

☐Experimental Technology ☐Subsidence Control

☐Geothermal (Closed Loop) ☐Tracer

☐Geothermal (Heating/Cooling Return) ☐Other (explain under #21 Remarks)

**4. Date Well(s) Completed:** 11-24-21 **Well ID#** RW-95

**5a. Well Location:**

Colonial Pipeline Company

Facility/Owner Name

Facility ID# (if applicable)

14511 Huntersville-Concord Road, Huntersville, NC 28078

Physical Address, City, and Zip

Mecklenburg

County

Parcel Identification No. (PIN)

**5b. Latitude and Longitude in degrees/minutes/seconds or decimal degrees:**
(if well field, one lat/long is sufficient)

35.414861 N -80.805365 W

**6. Is (are) the well(s):** ☑**Permanent** or ☐**Temporary**

**7. Is this a repair to an existing well:** ☐**Yes** or ☑**No**

*If this is a repair, fill out known well construction information and explain the nature of the repair under #21 remarks section or on the back of this form.*

**8. Number of wells constructed:** 1

*For multiple injection or non-water supply wells **ONLY** with the **same construction**, you can submit one form.*

**9. Total well depth below land surface:** 55 **(ft.)**

*For multiple wells list all depths if different (example- 3@200' and 2@100')*

**10. Static water level below top of casing:** 32 **(ft.)**

*If water level is above casing, use "+"*

**11. Borehole diameter:** 4 **(in.)**

**12. Well construction method:** 6 5/8 HSA , & 2" spoons

(i.e. auger, rotary, cable, direct push, etc.)

**FOR WATER SUPPLY WELLS ONLY:**

**13a. Yield (gpm)** _____ **Method of test:** _____

**13b. Disinfection type:** _____ **Amount:** _____

For Internal Use ONLY:

**14. WATER ZONES**

| FROM | TO | DESCRIPTION |
|---|---|---|
| 40 ft. | 70.5 ft. | Wet |
| ft. | ft. | |

**15. OUTER CASING (for multi-cased wells) OR LINER (if applicable)**

| FROM | TO | DIAMETER | THICKNESS | MATERIAL |
|---|---|---|---|---|
| ft. | ft. | in. | | |

**16. INNER CASING OR TUBING (geothermal closed-loop)**

| FROM | TO | DIAMETER | THICKNESS | MATERIAL |
|---|---|---|---|---|
| 0 ft. | 20 ft. | 4 in. | sch40 | pvc |
| ft. | ft. | in. | | |

**17. SCREEN**

| FROM | TO | DIAMETER | SLOT SIZE | THICKNESS | MATERIAL |
|---|---|---|---|---|---|
| 20 ft. | 55 ft. | 4 in. | .010 | sch40 | pvc |
| ft. | ft. | in. | | | |

**18. GROUT**

| FROM | TO | MATERIAL | EMPLACEMENT METHOD & AMOUNT |
|---|---|---|---|
| 0 ft. | 16 ft. | Portland Cem | Tremie |
| 16 ft. | 18 ft. | Bentonite Chi | Tremie |
| ft. | ft. | | |

**19. SAND/GRAVEL PACK (if applicable)**

| FROM | TO | MATERIAL | EMPLACEMENT METHOD |
|---|---|---|---|
| 18 ft. | 55 ft. | #1 Sand | Tremie |
| ft. | ft. | | |

**20. DRILLING LOG (attach additional sheets if necessary)**

| FROM | TO | DESCRIPTION (color, hardness, soil/rock type, grain size, etc.) |
|---|---|---|
| ft. | ft. | |
| ft. | ft. | |
| ft. | ft. | |
| ft. | ft. | |
| ft. | ft. | |
| ft. | ft. | |
| ft. | ft. | |

**21. REMARKS**

No Cover

**22. Certification:**

Kevin White 12-27-21

Signature of Certified Well Contractor Date

*By signing this form, I hereby certify that the well(s) was (were) constructed in accordance with 15A NCAC 02C .0100 or 15A NCAC 02C .0200 Well Construction Standards and that a copy of this record has been provided to the well owner.*

**23. Site diagram or additional well details:**

You may use the back of this page to provide additional well site details or well construction details. You may also attach additional pages if necessary.

**SUBMITTAL INSTUCTIONS**

**24a. For All Wells:** Submit this form within 30 days of completion of well construction to the following:

**Division of Water Resources, Information Processing Unit,**
**1617 Mail Service Center, Raleigh, NC 27699-1617**

**24b. For Injection Wells ONLY:** In addition to sending the form to the address in 24a above, also submit a copy of this form within 30 days of completion of well construction to the following:

**Division of Water Resources, Underground Injection Control Program,**
**1636 Mail Service Center, Raleigh, NC 27699-1636**

**24c. For Water Supply & Injection Wells:**

Also submit one copy of this form within 30 days of completion of well construction to the county health department of the county where constructed.

# BORING NUMBER RW-96

Apex Companies

**CLIENT** Colonial Pipeline **PROJECT NAME** 2020-L1-SR2448

**PROJECT NUMBER** CPC21018 **PROJECT LOCATION** Huntersville, NC

**DATE/TIME STARTED** 2021-11-29 00:00 **COMPLETED** 2021-11-30 00:00 **GROUND ELEVATION** _____ **TOP OF CASING** _____

**DRILLING CONTRACTOR** Parratt-Wolff **EQUIPMENT** CME 850X

**DRILLER** Kevin White **GROUND WATER LEVELS AND TIME:**

**LOGGED BY** _____ **BOREHOLE DIAMETER** in. **DURING DRILLING** ---

**METHOD** HSA/Split Spoon **AFTER DRILLING** ---

| DEPTH (ft) | SAMPLE TYPE NUMBER | ENVIRONMENTAL DATA | GRAPHIC LOG | MATERIAL DESCRIPTION | COMMENTS |
|---|---|---|---|---|---|
| 0 | NR | | | LEAN CLAY, SILTY, (CL) dark brown 7.5YR 3/4, dry, some organics, no odor, slightly micaceous | |
| | | | | 5.0 | |
| | NR | | | LEAN CLAY, SILTY, (CL) dark red brown 10R 3/4, dry, some organics, no odor, slightly micaceous | |
| 10 | | | | 10.0 | |
| | SS | PID = 25.4 | | SILT, CLAYEY, (ML) red 2.5YR 4/6, dry, no odor, micaceous, oxidized | |
| | | | | 12.0 | |
| | SS | PID = 0.9 | | SILT, CLAYEY, (ML) red 2.5YR 4/8, dry, no odor, micaceous, oxidized | |
| | | | | 14.0 | |
| | SS | PID = 6.3 | | SILT, CLAYEY, (ML) pink gray 5YR 6/2, dry, some fine to medium sand, no odor, saprolite, micaceous, oxidized | |
| | | | | 16.0 | |
| | SS | PID = 25.3 | | | |
| | | | | 18.0 | |
| 20 | SS | PID = 90.5 | | SILT, SANDY, (ML) pale red 2.5YR 4/2, dry, some fine to medium sand, no odor, saprolite, slightly micaceous, crumbly | |
| | | | | 22.0 | |
| | SS | PID = 123.5 | | SILT, SANDY, (ML) yellow brown 10YR 5/4, dry, no odor, saprolite, slightly micaceous, dioritic, oxidized | |
| | SS | PID = 66.1 | | | |
| | SS | PID = 394.1 | | | |
| | NR | | | SILT, SANDY, (ML) pale red 2.5YR 5/2, dry, soft, hydrocarbon odor, saprolite, less micaceous, salt and pepper diorite, oxidized | |
| | | | | 28.0 | |
| 30 | SS | PID = 1150 | | | Soil Sample (28-30') @ 1450 |
| | SS | PID = 1132 | | SILTY SAND, (SM) red gray 2.5YR 5/1, dry, soft, hydrocarbon odor, saprolite, dioritic, slightly micaceous | |
| | SS | PID = 15000 | | | |
| | | | | 34.0 | |
| | SS | PID = 15000 | | SILTY SAND, (SM) gray 5YR 5/1, moist, hard, hydrocarbon odor, dioritic, slightly micaceous, black mastics | |
| | SS | PID = 15000 | | | |
| | | | | 38.0 | |
| 40 | SS | PID = 15000 | | SILTY SAND, (SM) dark red gray 2.5YR 3/1, moist, hard, hydrocarbon odor, dioritic, slightly micaceous, black mastics, oxidized streaking | |
| | SS | PID = 15000 | | | |
| | | | | 42.0 | |
| | SS | PID = 15000 | | SILTY SAND, (SM) pale red 2.5YR 5/2, moist, hard, hydrocarbon odor, dioritic, slightly micaceous, black mastics, oxidized streaking | |
| | SS | PID = 15000 | | | Fractured bedrock with coarse sands and gravel (44-46') |
| | SS | PID = 388.6 | | | Soil Sample (46-48') @ 0950 |
| 50 | NR | | | | |
| | NR | | | | |
| | | | | 59.0 | |
| | | | | Bottom of borehole at 59.0 feet. | |




CPC_HUNTERSVILLE_BH_MW - GINT STD US LAB.GDT - 12/17/21 15:50 - C:\USERS\PUBLIC\DOCUMENTS\BENTLEY\GINTCL\PROJECTS\SHARE DRIVE FILE\CPC_HUNTERSVILLE.GPJ

# WELL CONSTRUCTION RECORD

This form can be used for single or multiple wells

**1. Well Contractor Information:**

Kevin White

Well Contractor Name

2973

NC Well Contractor Certification Number

Parratt-Wolff, Inc.

Company Name

**2. Well Construction Permit #:** _____

*List all applicable well permits (i.e. County, State, Variance, Injection, etc.)*

**3. Well Use (check well use):**

**Water Supply Well:**

☐Agricultural ☐Municipal/Public

☐Geothermal (Heating/Cooling Supply) ☐Residential Water Supply (single)

☐Industrial/Commercial ☐Residential Water Supply (shared)

☐Irrigation

**Non-Water Supply Well:**

☑Monitoring ☐Recovery

**Injection Well:**

☐Aquifer Recharge ☐Groundwater Remediation

☐Aquifer Storage and Recovery ☐Salinity Barrier

☐Aquifer Test ☐Stormwater Drainage

☐Experimental Technology ☐Subsidence Control

☐Geothermal (Closed Loop) ☐Tracer

☐Geothermal (Heating/Cooling Return) ☐Other (explain under #21 Remarks)

**4. Date Well(s) Completed:** 11-30-21 **Well ID#** RW-96

**5a. Well Location:**

Colonial Pipeline Company

Facility/Owner Name

Facility ID# (if applicable)

14511 Huntersville-Concord Road, Huntersville, NC 28078

Physical Address, City, and Zip

Mecklenburg

County

Parcel Identification No. (PIN)

**5b. Latitude and Longitude in degrees/minutes/seconds or decimal degrees:**
(if well field, one lat/long is sufficient)

35.414913 N -80.805352 W

**6. Is (are) the well(s):** ☑**Permanent** or ☐**Temporary**

**7. Is this a repair to an existing well:** ☐**Yes** or ☑**No**

*If this is a repair, fill out known well construction information and explain the nature of the repair under #21 remarks section or on the back of this form.*

**8. Number of wells constructed:** 1

*For multiple injection or non-water supply wells **ONLY** with the **same construction**, you can submit one form.*

**9. Total well depth below land surface:** 59 **(ft.)**

*For multiple wells list all depths if different (example- 3@200' and 2@100')*

**10. Static water level below top of casing:** 31 **(ft.)**

*If water level is above casing, use "-"*

**11. Borehole diameter:** 4 **(in.)**

**12. Well construction method:** 6 5/8 HSA , & 2" spoons

(i.e. auger, rotary, cable, direct push, etc.)

**FOR WATER SUPPLY WELLS ONLY:**

**13a. Yield (gpm)** _____ **Method of test:** _____

**13b. Disinfection type:** _____ **Amount:** _____

For Internal Use ONLY:

**14. WATER ZONES**

| FROM | TO | DESCRIPTION |
|---|---|---|
| 31 ft. | 59 ft. | Wet |
| ft. | ft. | |

**15. OUTER CASING (for multi-cased wells) OR LINER (if applicable)**

| FROM | TO | DIAMETER | THICKNESS | MATERIAL |
|---|---|---|---|---|
| ft. | ft. | in. | | |

**16. INNER CASING OR TUBING (geothermal closed-loop)**

| FROM | TO | DIAMETER | THICKNESS | MATERIAL |
|---|---|---|---|---|
| 0 ft. | 19 ft. | 4 in. | sch40 | pvc |
| ft. | ft. | in. | | |

**17. SCREEN**

| FROM | TO | DIAMETER | SLOT SIZE | THICKNESS | MATERIAL |
|---|---|---|---|---|---|
| 19 ft. | 59 ft. | 4 in. | .010 | sch40 | pvc |
| ft. | ft. | in. | | | |

**18. GROUT**

| FROM | TO | MATERIAL | EMPLACEMENT METHOD & AMOUNT |
|---|---|---|---|
| 0 ft. | 15 ft. | Portland Cem | Tremie |
| 15 ft. | 17 ft. | Bentonite Chi | Tremie |
| ft. | ft. | | |

**19. SAND/GRAVEL PACK (if applicable)**

| FROM | TO | MATERIAL | EMPLACEMENT METHOD |
|---|---|---|---|
| 17 ft. | 59 ft. | #1 Sand | Tremie |
| ft. | ft. | | |

**20. DRILLING LOG (attach additional sheets if necessary)**

| FROM | TO | DESCRIPTION (color, hardness, soil/rock type, grain size, etc.) |
|---|---|---|
| ft. | ft. | |
| ft. | ft. | |
| ft. | ft. | |
| ft. | ft. | |
| ft. | ft. | |
| ft. | ft. | |
| ft. | ft. | |

**21. REMARKS**

No Cover

**22. Certification:**

Kevin White 12-28-21

Signature of Certified Well Contractor Date

*By signing this form, I hereby certify that the well(s) was (were) constructed in accordance with 15A NCAC 02C .0100 or 15A NCAC 02C .0200 Well Construction Standards and that a copy of this record has been provided to the well owner.*

**23. Site diagram or additional well details:**

You may use the back of this page to provide additional well site details or well construction details. You may also attach additional pages if necessary.

**SUBMITTAL INSTUCTIONS**

**24a. For All Wells:** Submit this form within 30 days of completion of well construction to the following:

**Division of Water Resources, Information Processing Unit,**
**1617 Mail Service Center, Raleigh, NC 27699-1617**

**24b. For Injection Wells ONLY:** In addition to sending the form to the address in 24a above, also submit a copy of this form within 30 days of completion of well construction to the following:

**Division of Water Resources, Underground Injection Control Program,**
**1636 Mail Service Center, Raleigh, NC 27699-1636**

**24c. For Water Supply & Injection Wells:**

Also submit one copy of this form within 30 days of completion of well construction to the county health department of the county where constructed.

# BORING NUMBER RW-97

Apex Companies

**CLIENT** Colonial Pipeline
**PROJECT NAME** 2020-L1-SR2448
**PROJECT NUMBER** CPC21018
**PROJECT LOCATION** Huntersville, NC
**DATE/TIME STARTED** 2021-11-30 00:00 **COMPLETED** 2021-12-02 00:00 **GROUND ELEVATION** _____ **TOP OF CASING** _____
**DRILLING CONTRACTOR** Parratt-Wolff
**EQUIPMENT** CME 850X
**DRILLER** Kevin White
**GROUND WATER LEVELS AND TIME:**
**LOGGED BY** Dan Hermes **BOREHOLE DIAMETER** 10.25 in.
**DURING DRILLING** ---
**METHOD** HSA/Split Spoon
**AFTER DRILLING** ---

| DEPTH (ft) | SAMPLE TYPE NUMBER | ENVIRONMENTAL DATA | GRAPHIC LOG | MATERIAL DESCRIPTION | COMMENTS |
|---|---|---|---|---|---|
| 0 | AU | | | | |
| | AU | | | | |
| 10 | SS | PID = 4.8 | | | |
| | SS | PID = 1 | | | |
| | SS | PID = 47.2 | | | |
| | SS | PID = 39.9 | | | |
| 20 | SS | PID = 9.4 | | | |
| | SS | PID = 33.5 | | | |
| | SS | PID = 40.8 | | | |
| | SS | PID = 9.2 | | | |
| | SS | PID = 21.4 | | | |
| 30 | SS | PID = 45.9 | | | |
| | SS | PID = 56.3 | | | |
| | SS | PID = 162 | | | |
| | SS | PID = 15000 | | | Soil Sample (34-36') @ 1200 |
| | SS | PID = 15000 | | | |
| 40 | SS | PID = 15000 | | | |
| | SS | PID = 15000 | | | |
| | SS | PID = 15000 | | | |
| | SS | PID = 15000 | | | |
| | SS | PID = 15000 | | | |
| 50 | SS | PID = 5800 | | | |
| | SS | PID = 15000 | | | |
| | SS | PID = 831.8 | | | Soil Sample (52-54') @ 1420 |

WELL DIAGRAM

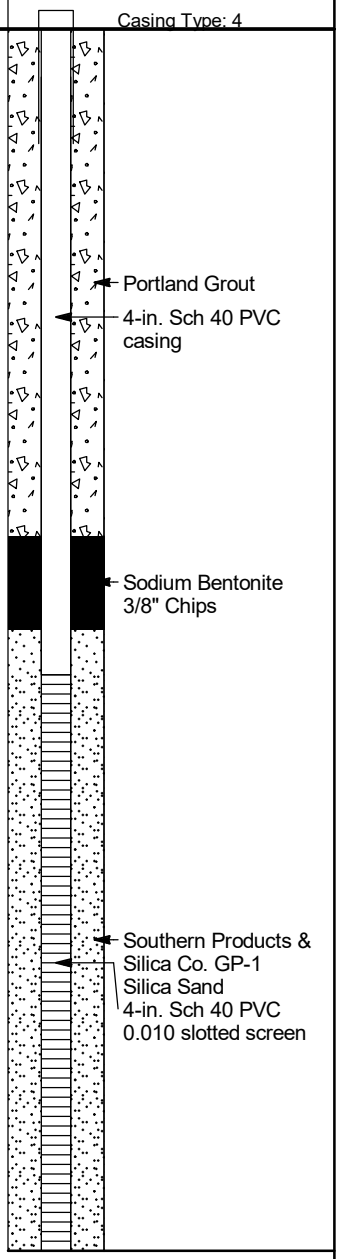


CPC_HUNTERSVILLE_BH_MW - GINT STD US LAB.GDT - 1/25/22 16:23 - C:\USERS\PUBLIC\DOCUMENTS\BENTLEY\GINTCL\PROJECTS\SHARE DRIVE FILE\CPC_HUNTERSVILLE.GPJ

# WELL CONSTRUCTION RECORD

This form can be used for single or multiple wells

**1. Well Contractor Information:**

Kevin White

Well Contractor Name

2973

NC Well Contractor Certification Number

Parratt-Wolff, Inc.

Company Name

**2. Well Construction Permit #:** _____

*List all applicable well permits (i.e. County, State, Variance, Injection, etc.)*

**3. Well Use (check well use):**

**Water Supply Well:**

☐Agricultural ☐Municipal/Public

☐Geothermal (Heating/Cooling Supply) ☐Residential Water Supply (single)

☐Industrial/Commercial ☐Residential Water Supply (shared)

☐Irrigation

**Non-Water Supply Well:**

☑Monitoring ☐Recovery

**Injection Well:**

☐Aquifer Recharge ☐Groundwater Remediation

☐Aquifer Storage and Recovery ☐Salinity Barrier

☐Aquifer Test ☐Stormwater Drainage

☐Experimental Technology ☐Subsidence Control

☐Geothermal (Closed Loop) ☐Tracer

☐Geothermal (Heating/Cooling Return) ☐Other (explain under #21 Remarks)

**4. Date Well(s) Completed:** 12-2-21 **Well ID#** RW-97

**5a. Well Location:**

Colonial Pipeline Company

Facility/Owner Name

Facility ID# (if applicable)

14511 Huntersville-Concord Road, Huntersville, NC 28078

Physical Address, City, and Zip

Mecklenburg

County

Parcel Identification No. (PIN)

**5b. Latitude and Longitude in degrees/minutes/seconds or decimal degrees:**
(if well field, one lat/long is sufficient)

35.414892 N -80.805293 W

**6. Is (are) the well(s):** ☑**Permanent** or ☐**Temporary**

**7. Is this a repair to an existing well:** ☐**Yes** or ☑**No**

*If this is a repair, fill out known well construction information and explain the nature of the repair under #21 remarks section or on the back of this form.*

**8. Number of wells constructed:** 1

*For multiple injection or non-water supply wells **ONLY** with the **same construction**, you can submit one form.*

**9. Total well depth below land surface:** 53 **(ft.)**

*For multiple wells list all depths if different (example- 3@200' and 2@100')*

**10. Static water level below top of casing:** 31 **(ft.)**

*If water level is above casing, use "-"*

**11. Borehole diameter:** 4 **(in.)**

**12. Well construction method:** 6 5/8 HSA , & 2" spoons

(i.e. auger, rotary, cable, direct push, etc.)

**FOR WATER SUPPLY WELLS ONLY:**

**13a. Yield (gpm)** _____ **Method of test:** _____

**13b. Disinfection type:** _____ **Amount:** _____

For Internal Use ONLY:

**14. WATER ZONES**

| FROM | TO | DESCRIPTION |
|---|---|---|
| 31 ft. | 53 ft. | Wet |
| ft. | ft. | |

**15. OUTER CASING (for multi-cased wells) OR LINER (if applicable)**

| FROM | TO | DIAMETER | THICKNESS | MATERIAL |
|---|---|---|---|---|
| ft. | ft. | in. | | |

**16. INNER CASING OR TUBING (geothermal closed-loop)**

| FROM | TO | DIAMETER | THICKNESS | MATERIAL |
|---|---|---|---|---|
| 0 ft. | 28 ft. | 4 in. | sch40 | pvc |
| ft. | ft. | in. | | |

**17. SCREEN**

| FROM | TO | DIAMETER | SLOT SIZE | THICKNESS | MATERIAL |
|---|---|---|---|---|---|
| 28 ft. | 53 ft. | 4 in. | .010 | sch40 | pvc |
| ft. | ft. | in. | | | |

**18. GROUT**

| FROM | TO | MATERIAL | EMPLACEMENT METHOD & AMOUNT |
|---|---|---|---|
| 0 ft. | 24 ft. | Portland Cem | Tremie |
| 24 ft. | 26 ft. | Bentonite Chi | Tremie |
| ft. | ft. | | |

**19. SAND/GRAVEL PACK (if applicable)**

| FROM | TO | MATERIAL | EMPLACEMENT METHOD |
|---|---|---|---|
| 26 ft. | 53 ft. | #1 Sand | Tremie |
| ft. | ft. | | |

**20. DRILLING LOG (attach additional sheets if necessary)**

| FROM | TO | DESCRIPTION (color, hardness, soil/rock type, grain size, etc.) |
|---|---|---|
| ft. | ft. | |
| ft. | ft. | |
| ft. | ft. | |
| ft. | ft. | |
| ft. | ft. | |
| ft. | ft. | |
| ft. | ft. | |

**21. REMARKS**

No Cover

**22. Certification:**

Kees White — 12-28-21

Signature of Certified Well Contractor — Date

*By signing this form, I hereby certify that the well(s) was (were) constructed in accordance with 15A NCAC 02C .0100 or 15A NCAC 02C .0200 Well Construction Standards and that a copy of this record has been provided to the well owner.*

**23. Site diagram or additional well details:**

You may use the back of this page to provide additional well site details or well construction details. You may also attach additional pages if necessary.

**SUBMITTAL INSTUCTIONS**

**24a. For All Wells:** Submit this form within 30 days of completion of well construction to the following:

**Division of Water Resources, Information Processing Unit,**
**1617 Mail Service Center, Raleigh, NC 27699-1617**

**24b. For Injection Wells ONLY:** In addition to sending the form to the address in 24a above, also submit a copy of this form within 30 days of completion of well construction to the following:

**Division of Water Resources, Underground Injection Control Program,**
**1636 Mail Service Center, Raleigh, NC 27699-1636**

**24c. For Water Supply & Injection Wells:**

Also submit one copy of this form within 30 days of completion of well construction to the county health department of the county where constructed.

# BORING NUMBER RW-98

Apex Companies

**CLIENT** Colonial Pipeline **PROJECT NAME** 2020-L1-SR2448

**PROJECT NUMBER** CPC21018 **PROJECT LOCATION** Huntersville, NC

**DATE/TIME STARTED** 2021-12-02 00:00 **COMPLETED** 2021-12-02 00:00 **GROUND ELEVATION** _____ **TOP OF CASING** _____

**DRILLING CONTRACTOR** Parratt-Wolff **EQUIPMENT** CME 850X

**DRILLER** Kevin White **GROUND WATER LEVELS AND TIME:**

**LOGGED BY** Jamie Humphrey **BOREHOLE DIAMETER** 10.25 in. **DURING DRILLING** ---

**METHOD** HSA/Split Spoon **AFTER DRILLING** ---

| DEPTH (ft) | SAMPLE TYPE NUMBER | ENVIRONMENTAL DATA | GRAPHIC LOG | MATERIAL DESCRIPTION | COMMENTS | WELL DIAGRAM |
|---|---|---|---|---|---|---|
| 0 | AU | | | Well Construction Details Pending | | |
| | AU | | | | | |
| 10 | SS | PID = 5.5 | | | | |
| | SS | PID = 4.1 | | | | |
| | SS | PID = 1.7 | | | | |
| | SS | PID = 61.9 | | | | |
| | SS | PID = 2.9 | | | | |
| 20 | SS | PID = 50.5 | | | | |
| | SS | PID = 4.5 | | | | |
| | SS | PID = 24.9 | | | | |
| | SS | PID = 78.2 | | | | |
| | SS | PID = 78.3 | | | | |
| 30 | SS | PID = 27.8 | | | | |
| | SS | PID = 95.8 | | | Soil Sample (32-34') @ 1550 | |
| | SS | PID = 81.4 | | | | |
| | SS | PID = 1652 | | | | |
| | SS | PID = 1170 | | | | |
| 40 | NR | | | | | |
| | NR | | | | | |
| | SS | PID = 80 | | | | |
| | SS | PID = 114.4 | | | | |
| | SS | PID = 329.7 | | | Soil Sample (48-50') @ 1405 | |
| 50 | | | | | | |

CPC_HUNTERSVILLE_BH_MW - GINT STD US LAB.GDT - 1/25/22 16:23 - C:\USERS\PUBLIC\DOCUMENTS\BENTLEY\GINTCL\PROJECTS\SHARE DRIVE FILE\CPC_HUNTERSVILLE.GPJ

# WELL CONSTRUCTION RECORD

This form can be used for single or multiple wells

**1. Well Contractor Information:**

Kevin White

Well Contractor Name

2973

NC Well Contractor Certification Number

Parratt-Wolff, Inc.

Company Name

**2. Well Construction Permit #:** _____

*List all applicable well permits (i.e. County, State, Variance, Injection, etc.)*

**3. Well Use (check well use):**

**Water Supply Well:**

☐Agricultural ☐Municipal/Public

☐Geothermal (Heating/Cooling Supply) ☐Residential Water Supply (single)

☐Industrial/Commercial ☐Residential Water Supply (shared)

☐Irrigation

**Non-Water Supply Well:**

☑Monitoring ☐Recovery

**Injection Well:**

☐Aquifer Recharge ☐Groundwater Remediation

☐Aquifer Storage and Recovery ☐Salinity Barrier

☐Aquifer Test ☐Stormwater Drainage

☐Experimental Technology ☐Subsidence Control

☐Geothermal (Closed Loop) ☐Tracer

☐Geothermal (Heating/Cooling Return) ☐Other (explain under #21 Remarks)

**4. Date Well(s) Completed:** 12-6-21 **Well ID#** RW-98

**5a. Well Location:**

Colonial Pipeline Company

Facility/Owner Name

Facility ID# (if applicable)

14511 Huntersville-Concord Road, Huntersville, NC 28078

Physical Address, City, and Zip

Mecklenburg

County

Parcel Identification No. (PIN)

**5b. Latitude and Longitude in degrees/minutes/seconds or decimal degrees:**
(if well field, one lat/long is sufficient)

35.414937 N -80.805322 W

**6. Is (are) the well(s):** ☑**Permanent** or ☐**Temporary**

**7. Is this a repair to an existing well:** ☐**Yes** or ☑**No**

*If this is a repair, fill out known well construction information and explain the nature of the repair under #21 remarks section or on the back of this form.*

**8. Number of wells constructed:** 1

*For multiple injection or non-water supply wells ONLY with the **same construction**, you can submit one form.*

**9. Total well depth below land surface:** 50 **(ft.)**

*For multiple wells list all depths if different (example- 3@200' and 2@100')*

**10. Static water level below top of casing:** 30 **(ft.)**

*If water level is above casing, use "+"*

**11. Borehole diameter:** 4 **(in.)**

**12. Well construction method:** 6 5/8 HSA , & 2" spoons

(i.e. auger, rotary, cable, direct push, etc.)

**FOR WATER SUPPLY WELLS ONLY:**

**13a. Yield (gpm)** _____ **Method of test:** _____

**13b. Disinfection type:** _____ **Amount:** _____

For Internal Use ONLY:

**14. WATER ZONES**

| FROM | TO | DESCRIPTION |
|---|---|---|
| 30 ft. | 50 ft. | Wet |
| ft. | ft. | |

**15. OUTER CASING (for multi-cased wells) OR LINER (if applicable)**

| FROM | TO | DIAMETER | THICKNESS | MATERIAL |
|---|---|---|---|---|
| ft. | ft. | in. | | |

**16. INNER CASING OR TUBING (geothermal closed-loop)**

| FROM | TO | DIAMETER | THICKNESS | MATERIAL |
|---|---|---|---|---|
| 0 ft. | 25 ft. | 4 in. | sch40 | pvc |
| ft. | ft. | in. | | |

**17. SCREEN**

| FROM | TO | DIAMETER | SLOT SIZE | THICKNESS | MATERIAL |
|---|---|---|---|---|---|
| 25 ft. | 50 ft. | 4 in. | .010 | sch40 | pvc |
| ft. | ft. | in. | | | |

**18. GROUT**

| FROM | TO | MATERIAL | EMPLACEMENT METHOD & AMOUNT |
|---|---|---|---|
| 0 ft. | 21 ft. | Portland Cem | Tremie |
| 21 ft. | 23 ft. | Bentonite Chi | Tremie |
| ft. | ft. | | |

**19. SAND/GRAVEL PACK (if applicable)**

| FROM | TO | MATERIAL | EMPLACEMENT METHOD |
|---|---|---|---|
| 23 ft. | 50 ft. | #1 Sand | Tremie |
| ft. | ft. | | |

**20. DRILLING LOG (attach additional sheets if necessary)**

| FROM | TO | DESCRIPTION (color, hardness, soil/rock type, grain size, etc.) |
|---|---|---|
| ft. | ft. | |
| ft. | ft. | |
| ft. | ft. | |
| ft. | ft. | |
| ft. | ft. | |
| ft. | ft. | |
| ft. | ft. | |

**21. REMARKS**

No Cover

**22. Certification:**

Signature of Certified Well Contractor — Date: 1-3-22

*By signing this form, I hereby certify that the well(s) was (were) constructed in accordance with 15A NCAC 02C .0100 or 15A NCAC 02C .0200 Well Construction Standards and that a copy of this record has been provided to the well owner.*

**23. Site diagram or additional well details:**

You may use the back of this page to provide additional well site details or well construction details. You may also attach additional pages if necessary.

**SUBMITTAL INSTUCTIONS**

**24a. For All Wells:** Submit this form within 30 days of completion of well construction to the following:

**Division of Water Resources, Information Processing Unit,
1617 Mail Service Center, Raleigh, NC 27699-1617**

**24b. For Injection Wells ONLY:** In addition to sending the form to the address in 24a above, also submit a copy of this form within 30 days of completion of well construction to the following:

**Division of Water Resources, Underground Injection Control Program,
1636 Mail Service Center, Raleigh, NC 27699-1636**

**24c. For Water Supply & Injection Wells:**

Also submit one copy of this form within 30 days of completion of well construction to the county health department of the county where constructed.

# BORING NUMBER RW-99

Apex Companies

**CLIENT** Colonial Pipeline
**PROJECT NAME** 2020-L1-SR2448
**PROJECT NUMBER** CPC21018
**PROJECT LOCATION** Huntersville, NC
**DATE/TIME STARTED** 2021-12-08 00:00 **COMPLETED** 2021-12-08 00:00 **GROUND ELEVATION** _____ **TOP OF CASING** _____
**DRILLING CONTRACTOR** Parratt-Wolff
**EQUIPMENT** CME 850X
**DRILLER** Kevin White
**GROUND WATER LEVELS AND TIME:**
**LOGGED BY** Kyle Zigler **BOREHOLE DIAMETER** 10.25 in.
**DURING DRILLING** ---
**METHOD** HSA/Split Spoon
**AFTER DRILLING** ---

| DEPTH (ft) | SAMPLE TYPE NUMBER | ENVIRONMENTAL DATA | GRAPHIC LOG | MATERIAL DESCRIPTION | COMMENTS |
|---|---|---|---|---|---|
| 0 | AU | PID = 17.3 | | | |
| | AU | PID = 4.3 | | | |
| 10 | SS | PID = 22.2 | | | |
| | SS | PID = 18.5 | | | |
| | SS | PID = 29.8 | | | |
| | SS | PID = 26.7 | | | |
| 20 | SS | PID = 27.1 | | | |
| | SS | PID = 21.7 | | | |
| | SS | PID = 40.6 | | | |
| | SS | PID = 71.8 | | | |
| | SS | PID = 37.6 | | | |
| 30 | SS | PID = 180.7 | | | |
| | SS | PID = 1213 | | | Soil Sample (30-32') @ 1335 |
| | SS | PID = 974.8 | | | |
| | SS | PID = 450.2 | | | |
| | SS | PID = 375.3 | | | |
| 40 | SS | PID = 397 | | | |
| | SS | PID = 655.2 | | | |
| | SS | PID = 653.5 | | | |
| | SS | PID = 873.4 | | | Soil Sample (44-46') @ 1420 |

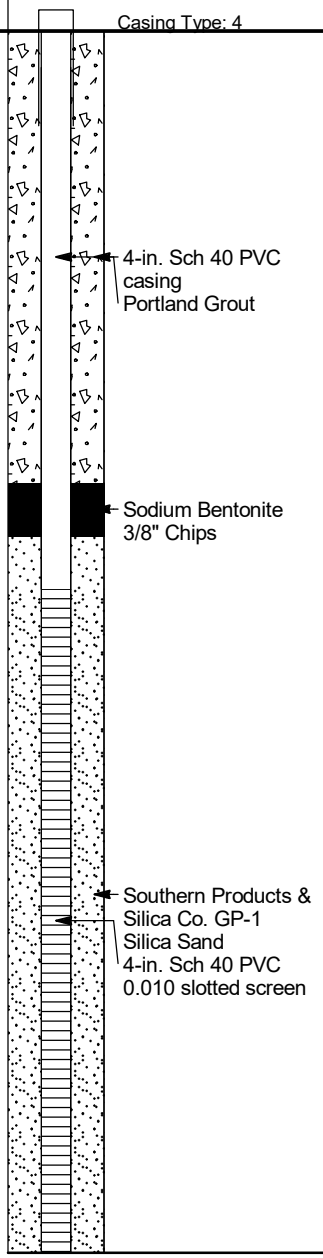


WELL DIAGRAM

CPC_HUNTERSVILLE_BH_MW - GINT STD US LAB.GDT - 1/25/22 16:23 - C:\USERS\PUBLIC\DOCUMENTS\BENTLEY\GINTCL\PROJECTS\SHARE DRIVE FILE\CPC_HUNTERSVILLE.GPJ

# WELL CONSTRUCTION RECORD

This form can be used for single or multiple wells

**1. Well Contractor Information:**

Kevin White

Well Contractor Name

2973

NC Well Contractor Certification Number

Parratt-Wolff, Inc.

Company Name

**2. Well Construction Permit #:** _____

*List all applicable well permits (i.e. County, State, Variance, Injection, etc.)*

**3. Well Use (check well use):**

**Water Supply Well:**

☐Agricultural ☐Municipal/Public

☐Geothermal (Heating/Cooling Supply) ☐Residential Water Supply (single)

☐Industrial/Commercial ☐Residential Water Supply (shared)

☐Irrigation

**Non-Water Supply Well:**

☑Monitoring ☐Recovery

**Injection Well:**

☐Aquifer Recharge ☐Groundwater Remediation

☐Aquifer Storage and Recovery ☐Salinity Barrier

☐Aquifer Test ☐Stormwater Drainage

☐Experimental Technology ☐Subsidence Control

☐Geothermal (Closed Loop) ☐Tracer

☐Geothermal (Heating/Cooling Return) ☐Other (explain under #21 Remarks)

**4. Date Well(s) Completed:** 12-8-21 **Well ID#** RW-99

**5a. Well Location:**

Colonial Pipeline Company

Facility/Owner Name

Facility ID# (if applicable)

14511 Huntersville-Concord Road, Huntersville, NC 28078

Physical Address, City, and Zip

Mecklenburg

County

Parcel Identification No. (PIN)

**5b. Latitude and Longitude in degrees/minutes/seconds or decimal degrees:**
(if well field, one lat/long is sufficient)

35.414161 N -80.805668 W

**6. Is (are) the well(s):** ☑**Permanent** or ☐**Temporary**

**7. Is this a repair to an existing well:** ☐**Yes** or ☑**No**

*If this is a repair, fill out known well construction information and explain the nature of the repair under #21 remarks section or on the back of this form.*

**8. Number of wells constructed:** 1

*For multiple injection or non-water supply wells **ONLY** with the **same construction**, you can submit one form.*

**9. Total well depth below land surface:** 46 **(ft.)**

*For multiple wells list all depths if different (example- 3@200' and 2@100')*

**10. Static water level below top of casing:** 31 **(ft.)**

*If water level is above casing, use "-"*

**11. Borehole diameter:** 4 **(in.)**

**12. Well construction method:** 6 5/8 HSA , & 2" spoons

(i.e. auger, rotary, cable, direct push, etc.)

**FOR WATER SUPPLY WELLS ONLY:**

**13a. Yield (gpm)** _____ **Method of test:** _____

**13b. Disinfection type:** _____ **Amount:** _____

For Internal Use ONLY:

**14. WATER ZONES**

| FROM | TO | DESCRIPTION |
|---|---|---|
| 31 ft. | 46 ft. | Wet |
| ft. | ft. | |

**15. OUTER CASING (for multi-cased wells) OR LINER (if applicable)**

| FROM | TO | DIAMETER | THICKNESS | MATERIAL |
|---|---|---|---|---|
| ft. | ft. | in. | | |

**16. INNER CASING OR TUBING (geothermal closed-loop)**

| FROM | TO | DIAMETER | THICKNESS | MATERIAL |
|---|---|---|---|---|
| 0 ft. | 21 ft. | 4 in. | sch40 | pvc |
| ft. | ft. | in. | | |

**17. SCREEN**

| FROM | TO | DIAMETER | SLOT SIZE | THICKNESS | MATERIAL |
|---|---|---|---|---|---|
| 21 ft. | 46 ft. | 4 in. | .010 | sch40 | pvc |
| ft. | ft. | in. | | | |

**18. GROUT**

| FROM | TO | MATERIAL | EMPLACEMENT METHOD & AMOUNT |
|---|---|---|---|
| 0 ft. | 17 ft. | Portland Cem | Tremie |
| 17 ft. | 19 ft. | Bentonite Chi | Tremie |
| ft. | ft. | | |

**19. SAND/GRAVEL PACK (if applicable)**

| FROM | TO | MATERIAL | EMPLACEMENT METHOD |
|---|---|---|---|
| 19 ft. | 46 ft. | #1 Sand | Tremie |
| ft. | ft. | | |

**20. DRILLING LOG (attach additional sheets if necessary)**

| FROM | TO | DESCRIPTION (color, hardness, soil/rock type, grain size, etc.) |
|---|---|---|
| ft. | ft. | |
| ft. | ft. | |
| ft. | ft. | |
| ft. | ft. | |
| ft. | ft. | |
| ft. | ft. | |
| ft. | ft. | |

**21. REMARKS**

No Cover

**22. Certification:**

Kevin White 1-10-22

Signature of Certified Well Contractor Date

*By signing this form, I hereby certify that the well(s) was (were) constructed in accordance with 15A NCAC 02C .0100 or 15A NCAC 02C .0200 Well Construction Standards and that a copy of this record has been provided to the well owner.*

**23. Site diagram or additional well details:**

You may use the back of this page to provide additional well site details or well construction details. You may also attach additional pages if necessary.

**SUBMITTAL INSTUCTIONS**

**24a. For All Wells:** Submit this form within 30 days of completion of well construction to the following:

**Division of Water Resources, Information Processing Unit,**
**1617 Mail Service Center, Raleigh, NC 27699-1617**

**24b. For Injection Wells ONLY:** In addition to sending the form to the address in 24a above, also submit a copy of this form within 30 days of completion of well construction to the following:

**Division of Water Resources, Underground Injection Control Program,**
**1636 Mail Service Center, Raleigh, NC 27699-1636**

**24c. For Water Supply & Injection Wells:**

Also submit one copy of this form within 30 days of completion of well construction to the county health department of the county where constructed.

# BORING NUMBER RW-100

Apex Companies

**CLIENT** Colonial Pipeline **PROJECT NAME** 2020-L1-SR2448

**PROJECT NUMBER** CPC21018 **PROJECT LOCATION** Huntersville, NC

**DATE/TIME STARTED** 2021-12-09 00:00 **COMPLETED** 2021-12-09 00:00 **GROUND ELEVATION** _____ **TOP OF CASING** _____

**DRILLING CONTRACTOR** Parratt-Wolff **EQUIPMENT** CME 850X

**DRILLER** Kevin White **GROUND WATER LEVELS AND TIME:**

**LOGGED BY** Jamie Humphrey **BOREHOLE DIAMETER** 10.25 in. **DURING DRILLING** ---

**METHOD** HSA/Split Spoon **AFTER DRILLING** ---

| DEPTH (ft) | SAMPLE TYPE NUMBER | ENVIRONMENTAL DATA | GRAPHIC LOG | MATERIAL DESCRIPTION | COMMENTS |
|---|---|---|---|---|---|
| 0 | AU | PID = 24.3 | | | |
| | AU | PID = 27.4 | | | |
| 10 | SS | PID = 1942 | | | Soil Sample (10-12') @ 1400 |
| | SS | PID = 907.8 | | | |
| | SS | PID = 988.7 | | | |
| | SS | PID = 891.7 | | | |
| 20 | SS | PID = 699.6 | | | |
| | SS | PID = 678.6 | | | |
| | SS | PID = 797.2 | | | |
| | SS | PID = 769.2 | | | |
| | SS | PID = 783.6 | | | |
| 30 | SS | PID = 764.1 | | | |
| | SS | PID = 752.1 | | | |
| | SS | PID = 857.2 | | | |
| | SS | PID = 744.1 | | | |
| | SS | PID = 655.8 | | | |
| 40 | SS | PID = 685.3 | | | |
| | SS | PID = 704.1 | | | |
| | NR | | | | |
| | SS | PID = 694.1 | | | Soil Sample (44-46') @ 1640 |

WELL DIAGRAM

Casing Type: 4

- Portland Grout
- 4-in. Sch 40 PVC casing
- Sodium Bentonite 3/8" Chips
- Southern Products & Silica Co. GP-1 Silica Sand
- 4-in. Sch 40 PVC 0.010 slotted screen

CPC_HUNTERSVILLE_BH_MW - GINT STD US LAB.GDT - 1/25/22 16:23 - C:\USERS\PUBLIC\DOCUMENTS\BENTLEY\GINTCL\PROJECTS\SHARE DRIVE FILE\CPC_HUNTERSVILLE.GPJ

# WELL CONSTRUCTION RECORD

This form can be used for single or multiple wells

**1. Well Contractor Information:**

Kevin White

Well Contractor Name

2973

NC Well Contractor Certification Number

Parratt-Wolff, Inc.

Company Name

**2. Well Construction Permit #:** _____

*List all applicable well permits (i.e. County, State, Variance, Injection, etc.)*

**3. Well Use (check well use):**

**Water Supply Well:**

☐Agricultural ☐Municipal/Public

☐Geothermal (Heating/Cooling Supply) ☐Residential Water Supply (single)

☐Industrial/Commercial ☐Residential Water Supply (shared)

☐Irrigation

**Non-Water Supply Well:**

☑Monitoring ☐Recovery

**Injection Well:**

☐Aquifer Recharge ☐Groundwater Remediation

☐Aquifer Storage and Recovery ☐Salinity Barrier

☐Aquifer Test ☐Stormwater Drainage

☐Experimental Technology ☐Subsidence Control

☐Geothermal (Closed Loop) ☐Tracer

☐Geothermal (Heating/Cooling Return) ☐Other (explain under #21 Remarks)

**4. Date Well(s) Completed:** 12-10-21 **Well ID#** RW-100

**5a. Well Location:**

Colonial Pipeline Company

Facility/Owner Name

Facility ID# (if applicable)

14511 Huntersville-Concord Road, Huntersville, NC 28078

Physical Address, City, and Zip

Mecklenburg

County

Parcel Identification No. (PIN)

**5b. Latitude and Longitude in degrees/minutes/seconds or decimal degrees:**
(if well field, one lat/long is sufficient)

35.414632 N -80.806403 W

**6. Is (are) the well(s):** ☑**Permanent** **or** ☐**Temporary**

**7. Is this a repair to an existing well:** ☐**Yes** **or** ☑**No**

*If this is a repair, fill out known well construction information and explain the nature of the repair under #21 remarks section or on the back of this form.*

**8. Number of wells constructed:** 1

*For multiple injection or non-water supply wells ONLY with the same construction, you can submit one form.*

**9. Total well depth below land surface:** 46 **(ft.)**

*For multiple wells list all depths if different (example- 3@200' and 2@100')*

**10. Static water level below top of casing:** 30 **(ft.)**

*If water level is above casing, use "+"*

**11. Borehole diameter:** 4 **(in.)**

**12. Well construction method:** 6 5/8 HSA , & 2" spoons

(i.e. auger, rotary, cable, direct push, etc.)

**FOR WATER SUPPLY WELLS ONLY:**

**13a. Yield (gpm)** _____ **Method of test:** _____

**13b. Disinfection type:** _____ **Amount:** _____

For Internal Use ONLY:

**14. WATER ZONES**

| FROM | TO | DESCRIPTION |
|---|---|---|
| 30 ft. | 46 ft. | Wet |
| ft. | ft. | |

**15. OUTER CASING (for multi-cased wells) OR LINER (if applicable)**

| FROM | TO | DIAMETER | THICKNESS | MATERIAL |
|---|---|---|---|---|
| ft. | ft. | in. | | |

**16. INNER CASING OR TUBING (geothermal closed-loop)**

| FROM | TO | DIAMETER | THICKNESS | MATERIAL |
|---|---|---|---|---|
| 0 ft. | 11 ft. | 4 in. | sch40 | pvc |
| ft. | ft. | in. | | |

**17. SCREEN**

| FROM | TO | DIAMETER | SLOT SIZE | THICKNESS | MATERIAL |
|---|---|---|---|---|---|
| 11 ft. | 46 ft. | 4 in. | .010 | sch40 | pvc |
| ft. | ft. | in. | | | |

**18. GROUT**

| FROM | TO | MATERIAL | EMPLACEMENT METHOD & AMOUNT |
|---|---|---|---|
| 0 ft. | 7 ft. | Portland Cem | Tremie |
| 7 ft. | 9 ft. | Bentonite Chi | Tremie |
| ft. | ft. | | |

**19. SAND/GRAVEL PACK (if applicable)**

| FROM | TO | MATERIAL | EMPLACEMENT METHOD |
|---|---|---|---|
| 9 ft. | 46 ft. | #1 Sand | Tremie |
| ft. | ft. | | |

**20. DRILLING LOG (attach additional sheets if necessary)**

| FROM | TO | DESCRIPTION (color, hardness, soil/rock type, grain size, etc.) |
|---|---|---|
| ft. | ft. | |
| ft. | ft. | |
| ft. | ft. | |
| ft. | ft. | |
| ft. | ft. | |
| ft. | ft. | |
| ft. | ft. | |

**21. REMARKS**

No Cover

**22. Certification:**

Ken White 1-10-22

Signature of Certified Well Contractor Date

*By signing this form, I hereby certify that the well(s) was (were) constructed in accordance with 15A NCAC 02C .0100 or 15A NCAC 02C .0200 Well Construction Standards and that a copy of this record has been provided to the well owner.*

**23. Site diagram or additional well details:**

You may use the back of this page to provide additional well site details or well construction details. You may also attach additional pages if necessary.

**SUBMITTAL INSTUCTIONS**

**24a. For All Wells:** Submit this form within 30 days of completion of well construction to the following:

**Division of Water Resources, Information Processing Unit,**
**1617 Mail Service Center, Raleigh, NC 27699-1617**

**24b. For Injection Wells ONLY:** In addition to sending the form to the address in 24a above, also submit a copy of this form within 30 days of completion of well construction to the following:

**Division of Water Resources, Underground Injection Control Program,**
**1636 Mail Service Center, Raleigh, NC 27699-1636**

**24c. For Water Supply & Injection Wells:**

Also submit one copy of this form within 30 days of completion of well construction to the county health department of the county where constructed.

# BORING NUMBER RW-101

Apex Companies

**CLIENT** Colonial Pipeline
**PROJECT NAME** 2020-L1-SR2448
**PROJECT NUMBER** CPC21018
**PROJECT LOCATION** Huntersville, NC
**DATE/TIME STARTED** 2021-12-13 00:00 **COMPLETED** 2021-12-13 00:00 **GROUND ELEVATION** _____ **TOP OF CASING** _____
**DRILLING CONTRACTOR** Parratt-Wolff
**EQUIPMENT** CME 850X
**DRILLER** Kevin White
**GROUND WATER LEVELS AND TIME:**
**LOGGED BY** Jamie Humphrey **BOREHOLE DIAMETER** 10.25 in.
**DURING DRILLING** ---
**METHOD** HSA/Split Spoon
**AFTER DRILLING** ---

| DEPTH (ft) | SAMPLE TYPE NUMBER | ENVIRONMENTAL DATA | GRAPHIC LOG | MATERIAL DESCRIPTION | COMMENTS |
|---|---|---|---|---|---|
| 0 | AU | PID = 31.5 | | | |
| | AU | PID = 29.9 | | | |
| 10 | SS | PID = 113.6 | | | |
| | SS | PID = 113.8 | | | |
| | SS | PID = 307.3 | | | |
| | SS | PID = 374.9 | | | |
| 20 | SS | PID = 537.5 | | | |
| | SS | PID = 552.8 | | | |
| | SS | PID = 733.9 | | | Soil Sample (22-24') @ 1640 |
| | SS | PID = 515.2 | | | |
| | SS | PID = 704.5 | | | |
| 30 | SS | PID = 502.1 | | | |
| | SS | PID = 806.4 | | | |
| | SS | PID = 588.1 | | | |
| | SS | PID = 1968 | | | |
| | SS | PID = 4032 | | | |
| 40 | SS | PID = 3631 | | | |
| | SS | PID = 3445 | | | |
| | SS | PID = 15000 | | | |
| | SS | PID = 15000 | | | |
| | SS | PID = 15000 | | | |
| 50 | SS | PID = 15000 | | | Hard rock zone (49-49.5')augers pushed through back into softer material |
| | SS | PID = 15000 | | | Soil Sample (50-52') @ 1645 |

**WELL DIAGRAM**

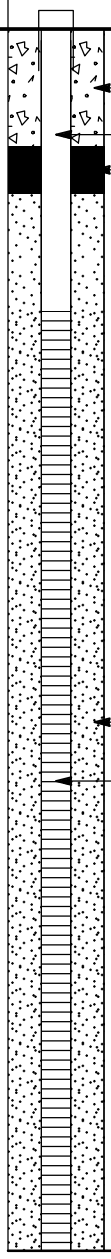


CPC_HUNTERSVILLE_BH_MW - GINT STD US LAB.GDT - 1/25/22 16:23 - C:\USERS\PUBLIC\DOCUMENTS\BENTLEY\GINTCL\PROJECTS\SHARE DRIVE FILE\CPC_HUNTERSVILLE.GPJ

# WELL CONSTRUCTION RECORD

This form can be used for single or multiple wells

**1. Well Contractor Information:**

Kevin White

Well Contractor Name

2973

NC Well Contractor Certification Number

Parratt-Wolff, Inc.

Company Name

**2. Well Construction Permit #:** _____

*List all applicable well permits (i.e. County, State, Variance, Injection, etc.)*

**3. Well Use (check well use):**

**Water Supply Well:**

☐Agricultural ☐Municipal/Public

☐Geothermal (Heating/Cooling Supply) ☐Residential Water Supply (single)

☐Industrial/Commercial ☐Residential Water Supply (shared)

☐Irrigation

**Non-Water Supply Well:**

☑Monitoring ☐Recovery

**Injection Well:**

☐Aquifer Recharge ☐Groundwater Remediation

☐Aquifer Storage and Recovery ☐Salinity Barrier

☐Aquifer Test ☐Stormwater Drainage

☐Experimental Technology ☐Subsidence Control

☐Geothermal (Closed Loop) ☐Tracer

☐Geothermal (Heating/Cooling Return) ☐Other (explain under #21 Remarks)

**4. Date Well(s) Completed:** 12-14-21 **Well ID#** RW-101

**5a. Well Location:**

Colonial Pipeline Company

Facility/Owner Name

Facility ID# (if applicable)

14511 Huntersville-Concord Road, Huntersville, NC 28078

Physical Address, City, and Zip

Mecklenburg

County

Parcel Identification No. (PIN)

**5b. Latitude and Longitude in degrees/minutes/seconds or decimal degrees:**
(if well field, one lat/long is sufficient)

35.414656 N -80.806521 W

**6. Is (are) the well(s):** ☑**Permanent** or ☐**Temporary**

**7. Is this a repair to an existing well:** ☐**Yes** or ☑**No**

*If this is a repair, fill out known well construction information and explain the nature of the repair under #21 remarks section or on the back of this form.*

**8. Number of wells constructed:** 1

*For multiple injection or non-water supply wells **ONLY** with the **same construction**, you can submit one form.*

**9. Total well depth below land surface:** 52 **(ft.)**

*For multiple wells list all depths if different (example- 3@200' and 2@100')*

**10. Static water level below top of casing:** 30 **(ft.)**

*If water level is above casing, use "-"*

**11. Borehole diameter:** 4 **(in.)**

**12. Well construction method:** 6 5/8 HSA , & 2" spoons

(i.e. auger, rotary, cable, direct push, etc.)

**FOR WATER SUPPLY WELLS ONLY:**

**13a. Yield (gpm)** _____ **Method of test:** _____

**13b. Disinfection type:** _____ **Amount:** _____

For Internal Use ONLY:

**14. WATER ZONES**

| FROM | TO | DESCRIPTION |
|---|---|---|
| 30 ft. | 52 ft. | Wet |
| ft. | ft. | |

**15. OUTER CASING (for multi-cased wells) OR LINER (if applicable)**

| FROM | TO | DIAMETER | THICKNESS | MATERIAL |
|---|---|---|---|---|
| ft. | ft. | in. | | |

**16. INNER CASING OR TUBING (geothermal closed-loop)**

| FROM | TO | DIAMETER | THICKNESS | MATERIAL |
|---|---|---|---|---|
| 0 ft. | 12 ft. | 4 in. | sch40 | pvc |
| ft. | ft. | in. | | |

**17. SCREEN**

| FROM | TO | DIAMETER | SLOT SIZE | THICKNESS | MATERIAL |
|---|---|---|---|---|---|
| 12 ft. | 52 ft. | 4 in. | .010 | sch40 | pvc |
| ft. | ft. | in. | | | |

**18. GROUT**

| FROM | TO | MATERIAL | EMPLACEMENT METHOD & AMOUNT |
|---|---|---|---|
| 0 ft. | 5 ft. | Portland Cem | Tremie |
| 5 ft. | 7 ft. | Bentonite Chi | Tremie |
| ft. | ft. | | |

**19. SAND/GRAVEL PACK (if applicable)**

| FROM | TO | MATERIAL | EMPLACEMENT METHOD |
|---|---|---|---|
| 7 ft. | 52 ft. | #1 Sand | Tremie |
| ft. | ft. | | |

**20. DRILLING LOG (attach additional sheets if necessary)**

| FROM | TO | DESCRIPTION (color, hardness, soil/rock type, grain size, etc.) |
|---|---|---|
| ft. | ft. | |
| ft. | ft. | |
| ft. | ft. | |
| ft. | ft. | |
| ft. | ft. | |
| ft. | ft. | |
| ft. | ft. | |

**21. REMARKS**

No Cover

**22. Certification:**

Signature of Certified Well Contractor — Date: 1-10-22

*By signing this form, I hereby certify that the well(s) was (were) constructed in accordance with 15A NCAC 02C .0100 or 15A NCAC 02C .0200 Well Construction Standards and that a copy of this record has been provided to the well owner.*

**23. Site diagram or additional well details:**

You may use the back of this page to provide additional well site details or well construction details. You may also attach additional pages if necessary.

**SUBMITTAL INSTUCTIONS**

**24a. For All Wells:** Submit this form within 30 days of completion of well construction to the following:

**Division of Water Resources, Information Processing Unit,**
**1617 Mail Service Center, Raleigh, NC 27699-1617**

**24b. For Injection Wells ONLY:** In addition to sending the form to the address in 24a above, also submit a copy of this form within 30 days of completion of well construction to the following:

**Division of Water Resources, Underground Injection Control Program,**
**1636 Mail Service Center, Raleigh, NC 27699-1636**

**24c. For Water Supply & Injection Wells:**

Also submit one copy of this form within 30 days of completion of well construction to the county health department of the county where constructed.

# BORING NUMBER RW-102

Apex Companies

**CLIENT** Colonial Pipeline **PROJECT NAME** 2020-L1-SR2448

**PROJECT NUMBER** CPC21018 **PROJECT LOCATION** Huntersville, NC

**DATE/TIME STARTED** 2021-12-14 00:00 **COMPLETED** 2021-12-14 00:00 **GROUND ELEVATION** _____ **TOP OF CASING** _____

**DRILLING CONTRACTOR** Parratt-Wolff **EQUIPMENT** CME 850X

**DRILLER** Kevin White **GROUND WATER LEVELS AND TIME:**

**LOGGED BY** Jamie Humphrey **BOREHOLE DIAMETER** 10.25 in. **DURING DRILLING** ---

**METHOD** HSA/Split Spoon **AFTER DRILLING** ---

| DEPTH (ft) | SAMPLE TYPE NUMBER | ENVIRONMENTAL DATA | GRAPHIC LOG | MATERIAL DESCRIPTION | COMMENTS | WELL DIAGRAM |
|---|---|---|---|---|---|---|
| 0 | AU | PID = 69.4 | | | | Casing Type: 4 |
| | AU | PID = 71.7 | | | | Portland Grout |
| 10 | SS | PID = 188.1 | | | | 4-in. Sch 40 PVC casing |
| | SS | PID = 835.1 | | | | Sodium Bentonite 3/8" Chips |
| | SS | PID = 788.3 | | | | |
| | SS | PID = 1207 | | | Soil Sample (16-18') @ 1455 | |
| 20 | SS | PID = 683.8 | | | | |
| | SS | PID = 655.7 | | | | |
| | SS | PID = 400.8 | | | | |
| | SS | PID = 537.9 | | | | Southern Products & Silica Co. GP-1 Silica Sand |
| | SS | PID = 650.6 | | | | 4-in. Sch 40 PVC 0.010 slotted screen |
| 30 | SS | PID = 696.5 | | | | |
| | SS | PID = 725.1 | | | | |
| | SS | PID = 589.5 | | | | |
| | SS | PID = 586.7 | | | | |
| | SS | PID = 590.7 | | | Soil Sample (36-38') @ 1500 | |
| 40 | SS | PID = 686.7 | | | | |
| | SS | PID = 595 | | | | |
| | SS | PID = 556.3 | | | | |
| | SS | PID = 1195 | | | Soil Sample (44-46') @ 1650 | |

CPC_HUNTERSVILLE_BH_MW - GINT STD US LAB.GDT - 1/25/22 16:23 - C:\USERS\PUBLIC\DOCUMENTS\BENTLEY\GINTCL\PROJECTS\SHARE DRIVE FILE\CPC_HUNTERSVILLE.GPJ

# WELL CONSTRUCTION RECORD

This form can be used for single or multiple wells

**1. Well Contractor Information:**

Kevin White

Well Contractor Name

2973

NC Well Contractor Certification Number

Parratt-Wolff, Inc.

Company Name

**2. Well Construction Permit #:** _____

*List all applicable well permits (i.e. County, State, Variance, Injection, etc.)*

**3. Well Use (check well use):**

**Water Supply Well:**

☐Agricultural ☐Municipal/Public

☐Geothermal (Heating/Cooling Supply) ☐Residential Water Supply (single)

☐Industrial/Commercial ☐Residential Water Supply (shared)

☐Irrigation

**Non-Water Supply Well:**

☑Monitoring ☐Recovery

**Injection Well:**

☐Aquifer Recharge ☐Groundwater Remediation

☐Aquifer Storage and Recovery ☐Salinity Barrier

☐Aquifer Test ☐Stormwater Drainage

☐Experimental Technology ☐Subsidence Control

☐Geothermal (Closed Loop) ☐Tracer

☐Geothermal (Heating/Cooling Return) ☐Other (explain under #21 Remarks)

**4. Date Well(s) Completed:** 12-15-21 **Well ID#** RW-102

**5a. Well Location:**

Colonial Pipeline Company

Facility/Owner Name

Facility ID# (if applicable)

14511 Huntersville-Concord Road, Huntersville, NC 28078

Physical Address, City, and Zip

Mecklenburg

County

Parcel Identification No. (PIN)

**5b. Latitude and Longitude in degrees/minutes/seconds or decimal degrees:**
(if well field, one lat/long is sufficient)

35.414663 N -80.806420 W

**6. Is (are) the well(s):** ☑**Permanent** or ☐**Temporary**

**7. Is this a repair to an existing well:** ☐**Yes** or ☑**No**

*If this is a repair, fill out known well construction information and explain the nature of the repair under #21 remarks section or on the back of this form.*

**8. Number of wells constructed:** 1

*For multiple injection or non-water supply wells ONLY with the same construction, you can submit one form.*

**9. Total well depth below land surface:** 45 **(ft.)**

*For multiple wells list all depths if different (example- 3@200' and 2@100')*

**10. Static water level below top of casing:** 31 **(ft.)**

*If water level is above casing, use "-"*

**11. Borehole diameter:** 4 **(in.)**

**12. Well construction method:** 6 5/8 HSA , & 2" spoons

(i.e. auger, rotary, cable, direct push, etc.)

**FOR WATER SUPPLY WELLS ONLY:**

**13a. Yield (gpm)** _____ **Method of test:** _____

**13b. Disinfection type:** _____ **Amount:** _____

For Internal Use ONLY:

**14. WATER ZONES**

| FROM | TO | DESCRIPTION |
|---|---|---|
| 31 ft. | 45 ft. | Wet |
| ft. | ft. | |

**15. OUTER CASING (for multi-cased wells) OR LINER (if applicable)**

| FROM | TO | DIAMETER | THICKNESS | MATERIAL |
|---|---|---|---|---|
| ft. | ft. | in. | | |

**16. INNER CASING OR TUBING (geothermal closed-loop)**

| FROM | TO | DIAMETER | THICKNESS | MATERIAL |
|---|---|---|---|---|
| 0 ft. | 10 ft. | 4 in. | sch40 | pvc |
| ft. | ft. | in. | | |

**17. SCREEN**

| FROM | TO | DIAMETER | SLOT SIZE | THICKNESS | MATERIAL |
|---|---|---|---|---|---|
| 10 ft. | 45 ft. | 4 in. | .010 | sch40 | pvc |
| ft. | ft. | in. | | | |

**18. GROUT**

| FROM | TO | MATERIAL | EMPLACEMENT METHOD & AMOUNT |
|---|---|---|---|
| 0 ft. | 7 ft. | Portland Cem | Tremie |
| 7 ft. | 9 ft. | Bentonite Chi | Tremie |
| ft. | ft. | | |

**19. SAND/GRAVEL PACK (if applicable)**

| FROM | TO | MATERIAL | EMPLACEMENT METHOD |
|---|---|---|---|
| 9 ft. | 45 ft. | #1 Sand | Tremie |
| ft. | ft. | | |

**20. DRILLING LOG (attach additional sheets if necessary)**

| FROM | TO | DESCRIPTION (color, hardness, soil/rock type, grain size, etc.) |
|---|---|---|
| ft. | ft. | |
| ft. | ft. | |
| ft. | ft. | |
| ft. | ft. | |
| ft. | ft. | |
| ft. | ft. | |
| ft. | ft. | |

**21. REMARKS**

No Cover

**22. Certification:**

Kevin White 1.10.22

Signature of Certified Well Contractor Date

*By signing this form, I hereby certify that the well(s) was (were) constructed in accordance with 15A NCAC 02C .0100 or 15A NCAC 02C .0200 Well Construction Standards and that a copy of this record has been provided to the well owner.*

**23. Site diagram or additional well details:**

You may use the back of this page to provide additional well site details or well construction details. You may also attach additional pages if necessary.

**SUBMITTAL INSTUCTIONS**

**24a. For All Wells:** Submit this form within 30 days of completion of well construction to the following:

**Division of Water Resources, Information Processing Unit,**
**1617 Mail Service Center, Raleigh, NC 27699-1617**

**24b. For Injection Wells ONLY:** In addition to sending the form to the address in 24a above, also submit a copy of this form within 30 days of completion of well construction to the following:

**Division of Water Resources, Underground Injection Control Program,**
**1636 Mail Service Center, Raleigh, NC 27699-1636**

**24c. For Water Supply & Injection Wells:**

Also submit one copy of this form within 30 days of completion of well construction to the county health department of the county where constructed.

# BORING NUMBER RW-103

Apex Companies

**CLIENT** Colonial Pipeline
**PROJECT NAME** 2020-L1-SR2448
**PROJECT NUMBER** CPC21018
**PROJECT LOCATION** Huntersville, NC
**DATE/TIME STARTED** 2021-12-15 00:00 **COMPLETED** 2021-12-16 00:00 **GROUND ELEVATION** _____ **TOP OF CASING** _____
**DRILLING CONTRACTOR** Walker-Hill Environmental
**EQUIPMENT** CME 850X
**DRILLER** Kevin White
**GROUND WATER LEVELS AND TIME:**
**LOGGED BY** Jamie Humphrey **BOREHOLE DIAMETER** 10.25 in.
▽ **DURING DRILLING** 46.50 ft
**METHOD** HSA/Split Spoon
**AFTER DRILLING** ---

| DEPTH (ft) | SAMPLE TYPE NUMBER | ENVIRONMENTAL DATA | GRAPHIC LOG | MATERIAL DESCRIPTION | COMMENTS |
|---|---|---|---|---|---|
| 0 | AU | PID = 364.2 | | | |
| | AU | PID = 34.6 | | | |
| 10 | SS | PID = 185.7 | | | |
| | SS | PID = 375.5 | | | |
| | SS | PID = 2.7 | | | |
| | SS | PID = 394.9 | | | |
| 20 | SS | PID = 550.4 | | | |
| | SS | PID = 130.9 | | | |
| | SS | PID = 266.6 | | | |
| | SS | PID = 51.9 | | | |
| | SS | PID = 468.1 | | | |
| 30 | SS | PID = 348.7 | | | |
| | SS | PID = 331.8 | | | |
| | SS | PID = 708.4 | | | |
| | SS | PID = 844.2 | | | |
| | SS | PID = 732.4 | | | |
| 40 | SS | PID = 464.5 | | | Soil Sample (38-40') @ 1710 |
| | SS | PID = 907 | | | |
| | SS | PID = 590.4 | | | |
| | SS | PID = 477.1 | | ▽ | Very tight, took 30+ min to push ~ 3' (44-46') Softens up (46-48') |
| | SS | PID = 392.8 | | | |
| 50 | SS | PID = 511.8 | | | |
| | SS | PID = 701.7 | | | |
| | SS | PID = 784.4 | | | Hammer bouncing, very little recovery (52-54') |
| | SS | PID = 1584 | | | |
| | SS | PID = 858.7 | | | |
| | SS | PID = 620.8 | | | Soil Sample (58-59') @ 1210 |

**WELL DIAGRAM**

Casing Type: 4

- Portland Grout
- 4-in. Sch 40 PVC casing
- Sodium Bentonite 3/8" Chips
- Southern Products & Silica Co. GP-1 Silica Sand
- 4-in. Sch 40 PVC 0.010 slotted screen

CPC_HUNTERSVILLE_BH_MW - GINT STD US LAB.GDT - 1/25/22 16:23 - C:\USERS\PUBLIC\DOCUMENTS\BENTLEY\GINTCL\PROJECTS\SHARE DRIVE FILE\CPC_HUNTERSVILLE.GPJ

# WELL CONSTRUCTION RECORD

This form can be used for single or multiple wells

**1. Well Contractor Information:**

Kevin White

Well Contractor Name

2973

NC Well Contractor Certification Number

Parratt-Wolff, Inc.

Company Name

**2. Well Construction Permit #:** _____

*List all applicable well permits (i.e. County, State, Variance, Injection, etc.)*

**3. Well Use (check well use):**

**Water Supply Well:**

☐Agricultural ☐Municipal/Public

☐Geothermal (Heating/Cooling Supply) ☐Residential Water Supply (single)

☐Industrial/Commercial ☐Residential Water Supply (shared)

☐Irrigation

**Non-Water Supply Well:**

☑Monitoring ☐Recovery

**Injection Well:**

☐Aquifer Recharge ☐Groundwater Remediation

☐Aquifer Storage and Recovery ☐Salinity Barrier

☐Aquifer Test ☐Stormwater Drainage

☐Experimental Technology ☐Subsidence Control

☐Geothermal (Closed Loop) ☐Tracer

☐Geothermal (Heating/Cooling Return) ☐Other (explain under #21 Remarks)

**4. Date Well(s) Completed:** 12-16-21 **Well ID#** RW-103

**5a. Well Location:**

Colonial Pipeline Company

Facility/Owner Name

Facility ID# (if applicable)

14511 Huntersville-Concord Road, Huntersville, NC 28078

Physical Address, City, and Zip

Mecklenburg

County

Parcel Identification No. (PIN)

**5b. Latitude and Longitude in degrees/minutes/seconds or decimal degrees:**
(if well field, one lat/long is sufficient)

35.414359 N -80.805447 W

**6. Is (are) the well(s):** ☑**Permanent** or ☐**Temporary**

**7. Is this a repair to an existing well:** ☐**Yes** or ☑**No**

*If this is a repair, fill out known well construction information and explain the nature of the repair under #21 remarks section or on the back of this form.*

**8. Number of wells constructed:** 1

*For multiple injection or non-water supply wells ONLY with the same construction, you can submit one form.*

**9. Total well depth below land surface:** 59 **(ft.)**

*For multiple wells list all depths if different (example- 3@200' and 2@100')*

**10. Static water level below top of casing:** 31 **(ft.)**

*If water level is above casing, use "-"*

**11. Borehole diameter:** 4 **(in.)**

**12. Well construction method:** 6 5/8 HSA , & 2" spoons

(i.e. auger, rotary, cable, direct push, etc.)

**FOR WATER SUPPLY WELLS ONLY:**

**13a. Yield (gpm)** _____ **Method of test:** _____

**13b. Disinfection type:** _____ **Amount:** _____

For Internal Use ONLY:

**14. WATER ZONES**

| FROM | TO | DESCRIPTION |
|---|---|---|
| 31 ft. | 59 ft. | Wet |
| ft. | ft. | |

**15. OUTER CASING (for multi-cased wells) OR LINER (if applicable)**

| FROM | TO | DIAMETER | THICKNESS | MATERIAL |
|---|---|---|---|---|
| ft. | ft. | in. | | |

**16. INNER CASING OR TUBING (geothermal closed-loop)**

| FROM | TO | DIAMETER | THICKNESS | MATERIAL |
|---|---|---|---|---|
| 0 ft. | 14 ft. | 4 in. | sch40 | pvc |
| ft. | ft. | in. | | |

**17. SCREEN**

| FROM | TO | DIAMETER | SLOT SIZE | THICKNESS | MATERIAL |
|---|---|---|---|---|---|
| 14 ft. | 59 ft. | 4 in. | .010 | sch40 | pvc |
| ft. | ft. | in. | | | |

**18. GROUT**

| FROM | TO | MATERIAL | EMPLACEMENT METHOD & AMOUNT |
|---|---|---|---|
| 0 ft. | 10 ft. | Portland Cem | Tremie |
| 10 ft. | 12 ft. | Bentonite Chi | Tremie |
| ft. | ft. | | |

**19. SAND/GRAVEL PACK (if applicable)**

| FROM | TO | MATERIAL | EMPLACEMENT METHOD |
|---|---|---|---|
| 12 ft. | 59 ft. | #1 Sand | Tremie |
| ft. | ft. | | |

**20. DRILLING LOG (attach additional sheets if necessary)**

| FROM | TO | DESCRIPTION (color, hardness, soil/rock type, grain size, etc.) |
|---|---|---|
| ft. | ft. | |
| ft. | ft. | |
| ft. | ft. | |
| ft. | ft. | |
| ft. | ft. | |
| ft. | ft. | |
| ft. | ft. | |

**21. REMARKS**

No Cover

**22. Certification:**

Kevin White 1.10.22

Signature of Certified Well Contractor Date

*By signing this form, I hereby certify that the well(s) was (were) constructed in accordance with 15A NCAC 02C .0100 or 15A NCAC 02C .0200 Well Construction Standards and that a copy of this record has been provided to the well owner.*

**23. Site diagram or additional well details:**

You may use the back of this page to provide additional well site details or well construction details. You may also attach additional pages if necessary.

**SUBMITTAL INSTUCTIONS**

**24a. For All Wells:** Submit this form within 30 days of completion of well construction to the following:

**Division of Water Resources, Information Processing Unit,**
**1617 Mail Service Center, Raleigh, NC 27699-1617**

**24b. For Injection Wells ONLY:** In addition to sending the form to the address in 24a above, also submit a copy of this form within 30 days of completion of well construction to the following:

**Division of Water Resources, Underground Injection Control Program,**
**1636 Mail Service Center, Raleigh, NC 27699-1636**

**24c. For Water Supply & Injection Wells:**

Also submit one copy of this form within 30 days of completion of well construction to the county health department of the county where constructed.

# APPENDIX B

# GROUNDWATER SAMPLING LOGS

# GROUNDWATER SAMPLING LOG

| SITE NAME: 2020-L1-2448 Incident | SITE LOCATION: Huntersville, NC | PROJECT NUMBER: 60639876 | WELL NAME: MW-01 | DATE: 01/06/2021 |
|---|---|---|---|---|

| WELL DIAMETER (inches): | TUBING DIAMETER (inches): 3/8 | WELL SCREEN INTERVAL DEPTH: 21.98 ft. to 36.88 ft. | DEPTH TO WATER (feet): 31.69 | PUMP TYPE OR BAILER: Mansoon |
|---|---|---|---|---|

1 WELL VOLUME = (TD-DTW) x WELL CAPACITY

(36.88 ft. - 31.69 ft.) x 0.16 gal./ft. = 0.83 gallons

3 WELL VOLUMES = 1 WELL VOLUME X 3

0.83 gallons x 3 = 2.49 gallons

| PUMP DEPTH IN WELL (feet): 34 | PURGING INITIATED AT: 1420 | PURGING ENDED AT: 1500 | TOTAL VOLUME PURGED (gallons): |
|---|---|---|---|

EQUIPMENT INFORMATION WATER QUALITY METER — MAKE/MODEL: YSI Pro Plus; SERIAL #: 15C104375

EQUIPMENT INFORMATION OIL/WATER INTERFACE PROBE — MAKE/MODEL: Heron H.O.7; SERIAL #: 01-7800

| TIME | VOLUME PURGED (gallons) | PURGE RATE (gpm) | DEPTH TO WATER (feet) | TEMP. (°C) | DO (mg/L) | COND. (µS/cm) | pH (standard units) | ORP (mV) | TURB. (NTU) | COLOR (describe) | ODOR (describe) |
|---|---|---|---|---|---|---|---|---|---|---|---|
| STABILIZATION CRITERIA: | | | <0.3 ft. drawdown | within 3% | within 10% or <0.5 mg/L | within 3% | ±0.1 unit | ±10 mV | within 10% or <5 NTU | -- | -- |
| 1420 | 0.00 | 0.08 | 31.96 | 15.1 | 9.39 | 125.7 | 6.26 | 181.1 | 71,100 | Brown | None |
| 1425 | 0.4 | " | 31.85 | 15.7 | 7.66 | 127.5 | 6.41 | 278.9 | 71,100 | " | " |
| 1430 | 0.8 | " | 31.84 | 16.0 | 7.24 | 127.9 | 6.43 | 243.5 | 71,100 | " | " |
| 1435 | 1.2 | " | 31.83 | 16.3 | 6.99 | 129.1 | 6.40 | 213.3 | 941.2 | " | " |
| 1440 | 1.6 | " | 31.87 | 16.4 | 6.66 | 129.4 | 6.38 | 176.1 | 542.0 | Cloudy Brown | " |
| 1445 | 2.0 | " | 31.90 | 16.6 | 7.01 | 129.7 | 6.34 | 155.9 | 340.3 | " | " |
| 1450 | 2.4 | " | 31.89 | 16.5 | 7.07 | 129.1 | 6.28 | 152.1 | 185.3 | " | " |
| 1455 | 2.8 | " | 31.89 | 16.5 | 7.02 | 128.9 | 6.27 | 150.7 | 99.73 | Clear | " |
| 1500 | 3.2 | " | 31.90 | 16.5 | 6.89 | 128.7 | 6.25 | 148.3 | 36.13 | Clear | " |
| | | | | | | | | | | | |
| | | | | | | | | | | | |
| | | | | | | | | | | | |
| | | | | | | | | | | | |
| | | | | | | | | | | | |
| | | | | | | | | | | | |
| | | | | | | | | | | | |
| | | | | | | | | | | | |
| | | | | | | | | | | | |
| | | | | | | | | | | | |
| | | | | | | | | | | | |
| | | | | | | | | | | | |
| | | | | | | | | | | | |
| | | | | | | | | | | | |

80% above

**WELL CAPACITY** (Gallons Per Foot): **0.75"** = 0.02; **1"** = 0.04; **1.25"** = 0.06; **2"** = 0.16; **3"** = 0.37; **4"** = 0.65; **5"** = 1.02; **6"** = 1.47; **12"** = 5.88

## SAMPLING DATA

| SAMPLED BY (PRINT) / AFFILIATION: Andrew O'Malia / AECOM | SAMPLER(S) SIGNATURE(S): | SAMPLE TIME: 1505 |
|---|---|---|
| PUMP OR TUBING DEPTH IN WELL (feet): | TUBING MATERIAL CODE: LDPE | FIELD-FILTERED: Y (N) Filtration Equipment Type: -- FILTER SIZE: -- µm |
| FIELD DECONTAMINATION: PUMP (Y) N | TUBING Y (N) (replaced) | DUPLICATE: Y (N) |

| SAMPLE CONTAINER SPECIFICATION | | | | SAMPLE PRESERVATION (including wet ice) | | | | | |
|---|---|---|---|---|---|---|---|---|---|
| SAMPLE ID CODE | # CONTAINERS | MATERIAL CODE | VOLUME | PRESERVATIVE USED | TOTAL VOL ADDED IN FIELD (mL) | FINAL pH | INTENDED ANALYSIS AND/OR METHOD | SAMPLING EQUIPMENT CODE | SAMPLE PUMP FLOW RATE (gal per minute) |
| MW-01 | 4 | AG | 40 mL | HCl | 40 mL x 4 | 6.25 | 6200 | ESP | 0.08 |
| " | 3 | AG | 40 mL | HCl | 40 mL x 3 | " | VPH | " | " |
| " | 1 | PP | 250 mL | $HNO_3$ | 250 mL | " | Lead by 6010 | " | " |

REMARKS: 3 well volumes purged

**MATERIAL CODES**: **AG** = Amber Glass; **CG** = Clear Glass; **HDPE** = High Density Polyethylene; **LDPE** = Low Density Polyethylene; **PP** = Polypropylene; **S** = Silicone; **T** = Teflon; **O** = Other (Specify)

**SAMPLING EQUIPMENT CODES**: **APP** = After (Through) Peristaltic Pump; **B** = Bailer; **BP** = Bladder Pump; **ESP** = Electric Submersible Pump; **RFPP** = Reverse Flow Peristaltic Pump; **SM** = Straw Method (Tubing Gravity Drain); **O** = Other (Specify)

# GROUNDWATER SAMPLING LOG

| SITE NAME: 2020-L1-2448 Incident | SITE LOCATION: Huntersville, NC | PROJECT NUMBER: 60639876 | WELL NAME: MW-02 | DATE: 01/27/22 |
|---|---|---|---|---|

| WELL DIAMETER (inches): 2 | TUBING DIAMETER (inches): 3/8 | WELL SCREEN INTERVAL DEPTH: 22.11 ft. to 37.11 ft. | DEPTH TO WATER (feet): 31.55 | PUMP TYPE OR BAILER: Monsoon XL |
|---|---|---|---|---|

1 WELL VOLUME = (TD-DTW) x WELL CAPACITY

(37.11 ft. - 31.55 ft.) x 0.16 gal./ft. = 0.89 gallons

3 WELL VOLUMES = 1 WELL VOLUME X 3

0.89 gallons x 3 = 2.67 gallons

| PUMP DEPTH IN WELL (feet): 36.55 | PURGING INITIATED AT: 0955 | PURGING ENDED AT: 1025 | TOTAL VOLUME PURGED (gallons): 3.0 |
|---|---|---|---|

EQUIPMENT INFORMATION WATER QUALITY METER — MAKE/MODEL: YSI PRO+ / Quatro — SERIAL #: 15B1022264

EQUIPMENT INFORMATION OIL/WATER INTERFACE PROBE — MAKE/MODEL: Heron Instruments H.oil — SERIAL #: 01-5285

| TIME | VOLUME PURGED (gallons) | PURGE RATE (gpm) | DEPTH TO WATER (feet) | TEMP. (°C) | DO (mg/L) | COND. (µS/cm) | pH (standard units) | ORP (mV) | TURB. (NTU) | COLOR (describe) | ODOR (describe) |
|---|---|---|---|---|---|---|---|---|---|---|---|
| **STABILIZATION CRITERIA:** | | | <0.3 ft. drawdown | within 3% | within 10% or <0.5 mg/L | within 3% | ±0.1 unit | ±10 mV | within 10% or <5 NTU | -- | -- |
| 1005 | 1.0 | 0.1 | 32.36 | 15.4 | 5.68 | 78.8 | 6.30 | 330.0 | 189.5 | cloudy | None |
| 1010 | 0.5 | ↓ | 32.38 | 15.4 | 5.80 | 77.7 | 6.28 | 328.9 | 132.1 | clear | ↓ |
| 1015 | ↓ | ↓ | 32.38 | 15.3 | 5.93 | 77.0 | 6.27 | 326.1 | 103.4 | ↓ | ↓ |
| 1020 | ↓ | ↓ | 32.38 | 15.4 | 6.02 | 77.0 | 6.25 | 324.1 | 70.23 | ↓ | ↓ |
| 1025 | ↓ | ↓ | 32.39 | 15.8 | 5.96 | 77.8 | 6.25 | 320.3 | 67.31 | ↓ | ↓ |

**WELL CAPACITY** (Gallons Per Foot): **0.75"** = 0.02; **1"** = 0.04; **1.25"** = 0.06; **2"** = 0.16; **3"** = 0.37; **4"** = 0.65; **5"** = 1.02; **6"** = 1.47; **12"** = 5.88

# SAMPLING DATA

| SAMPLED BY (PRINT) / AFFILIATION: Emilia Torrellas / AECOM | SAMPLER(S) SIGNATURE(S): Emilia A. Torrellas | SAMPLE TIME: 1025 |
|---|---|---|

| PUMP OR TUBING DEPTH IN WELL (feet): 36.55 | TUBING MATERIAL CODE: LDPE | FIELD-FILTERED: Y (N) Filtration Equipment Type: -- | FILTER SIZE: -- µm |
|---|---|---|---|

FIELD DECONTAMINATION: PUMP (Y) N TUBING (Y) N (replaced) DUPLICATE: (Y) N

| SAMPLE CONTAINER SPECIFICATION | | | | SAMPLE PRESERVATION (including wet ice) | | | INTENDED ANALYSIS AND/OR METHOD | SAMPLING EQUIPMENT CODE | SAMPLE PUMP FLOW RATE (gal per minute) |
|---|---|---|---|---|---|---|---|---|---|
| SAMPLE ID CODE | # CONTAINERS | MATERIAL CODE | VOLUME | PRESERVATIVE USED | TOTAL VOL ADDED IN FIELD (mL) | FINAL pH | | | |
| MW-02 | 4 | AG | 40 mL | HCl | 40 mL x 4 | 6.25 | 6200 | ESP | 0.1 |
| ↓ | 3 | AG | 40 mL | HCl | 40 mL x 3 | ↓ | VPH | ↓ | ↓ |
| ↓ | 1 | PP | 250 mL | $HNO_3$ | 250 mL | ↓ | Lead by 6010 | ↓ | ↓ |

REMARKS:

Quick recharge

**MATERIAL CODES**: **AG** = Amber Glass; **CG** = Clear Glass; **HDPE** = High Density Polyethylene; **LDPE** = Low Density Polyethylene; **PP** = Polypropylene; **S** = Silicone; **T** = Teflon; **O** = Other (Specify)

**SAMPLING EQUIPMENT CODES:** **APP** = After (Through) Peristaltic Pump; **B** = Bailer; **BP** = Bladder Pump; **ESP** = Electric Submersible Pump; **RFPP** = Reverse Flow Peristaltic Pump; **SM** = Straw Method (Tubing Gravity Drain); **O** = Other (Specify)

# GROUNDWATER SAMPLING LOG

| SITE NAME: 2020-L1-2448 Incident | SITE LOCATION: Huntersville, NC | PROJECT NUMBER: 60639876 | WELL NAME: MW-03 | DATE: 01/07/22 |
|---|---|---|---|---|

| WELL DIAMETER (inches): 2 | TUBING DIAMETER (inches): 3/8 | WELL SCREEN INTERVAL DEPTH: 20.07 ft. to 30.07 ft. | DEPTH TO WATER (feet): 28.73 | PUMP TYPE OR BAILER: Monsoon XL |
|---|---|---|---|---|

1 WELL VOLUME = (TD-DTW) x WELL CAPACITY

(30.07 ft. - 28.73 ft.) x 0.16 gal./ft. = 0.21 gallons

3 WELL VOLUMES = 1 WELL VOLUME X 3

0.21 gallons x 3 = 0.64 gallons

| PUMP DEPTH IN WELL (feet): — | PURGING INITIATED AT: 1600 (01/06/22) | PURGING ENDED AT: 1611 (01/06/22) | TOTAL VOLUME PURGED (gallons): 0.5 |
|---|---|---|---|

EQUIPMENT INFORMATION WATER QUALITY METER — MAKE/MODEL: YSI PRO+ / Quatro — SERIAL #: 15B1022264

EQUIPMENT INFORMATION OIL/WATER INTERFACE PROBE — MAKE/MODEL: Heron Instruments H.Oil — SERIAL #: 01-5285

| TIME | VOLUME PURGED (gallons) | PURGE RATE (gpm) | DEPTH TO WATER (feet) | TEMP. (°C) | DO (mg/L) | COND. (µS/cm) | pH (standard units) | ORP (mV) | TURB. (NTU) | COLOR (describe) | ODOR (describe) |
|---|---|---|---|---|---|---|---|---|---|---|---|
| **STABILIZATION CRITERIA:** | | | <0.3 ft. drawdown | within 3% | within 10% or <0.5 mg/L | within 3% | ±0.1 unit | ±10 mV | within 10% or <5 NTU | -- | -- |
| 1600 | — | — | — | 14.8 | 1.93 | 225.0 | 5.87 | 293.0 | 482.1 | Brown | NONE |
| 1545 | — | — | — | 13.2 | 3.31 | 148.9 | 5.77 | 281.0 | 804.5 | ↓ | ↓ |

**WELL CAPACITY** (Gallons Per Foot): **0.75"** = 0.02; **1"** = 0.04; **1.25"** = 0.06; **2"** = 0.16; **3"** = 0.37; **4"** = 0.65; **5"** = 1.02; **6"** = 1.47; **12"** = 5.88

# SAMPLING DATA

| SAMPLED BY (PRINT) / AFFILIATION: Emilia Torrellas / AECOM | SAMPLER(S) SIGNATURE(S): Emilia A. Torrellas | SAMPLE TIME: 1545 (01/07/22) |
|---|---|---|

| PUMP OR TUBING DEPTH IN WELL (feet): — | TUBING MATERIAL CODE: LDPE | FIELD-FILTERED: Y (N) Filtration Equipment Type: -- | FILTER SIZE: -- µm |
|---|---|---|---|

FIELD DECONTAMINATION: PUMP (Y) N TUBING (Y) N (replaced) DUPLICATE: Y N

| SAMPLE CONTAINER SPECIFICATION | | | | SAMPLE PRESERVATION (including wet ice) | | | INTENDED ANALYSIS AND/OR METHOD | SAMPLING EQUIPMENT CODE | SAMPLE PUMP FLOW RATE (gal per minute) |
|---|---|---|---|---|---|---|---|---|---|
| SAMPLE ID CODE | # CONTAINERS | MATERIAL CODE | VOLUME | PRESERVATIVE USED | TOTAL VOL ADDED IN FIELD (mL) | FINAL pH | | | |
| MW-03 | 4 | AG | 40 mL | HCl | 40 mL x 4 | 5.77 | 6200 | ESP | 0.1 |
| ↓ | 3 | AG | 40 mL | HCl | 40 mL x 3 | ↓ | VPH | ↓ | ↓ |
| ↓ | 1 | PP | 250 mL | $HNO_3$ | 250 mL | ↓ | Lead by 6010 | ↓ | ↓ |

REMARKS: Bailer well. Well was bailed dry on 01/06/21 and recharge was collected on 01/07/21 initial and Final parameters collected.

**MATERIAL CODES**: **AG** = Amber Glass; **CG** = Clear Glass; **HDPE** = High Density Polyethylene; **LDPE** = Low Density Polyethylene; **PP** = Polypropylene; **S** = Silicone; **T** = Teflon; **O** = Other (Specify)

**SAMPLING EQUIPMENT CODES**: **APP** = After (Through) Peristaltic Pump; **B** = Bailer; **BP** = Bladder Pump; **ESP** = Electric Submersible Pump; **RFPP** = Reverse Flow Peristaltic Pump; **SM** = Straw Method (Tubing Gravity Drain); **O** = Other (Specify)

# GROUNDWATER SAMPLING LOG

| SITE NAME: 2020-L1-2448 Incident | SITE LOCATION: Huntersville, NC | PROJECT NUMBER: 60639876 | WELL NAME: MW-04 | DATE: 01/27/22 |
|---|---|---|---|---|

| WELL DIAMETER (inches): 2 | TUBING DIAMETER (inches): 3/8 | WELL SCREEN INTERVAL DEPTH: 12.78 ft. to 42.78 ft. | DEPTH TO WATER (feet): 33.53 | PUMP TYPE OR BAILER: Monsoon XL |
|---|---|---|---|---|

1 WELL VOLUME = (TD-DTW) x WELL CAPACITY

(42.78 ft. - 33.53 ft.) x 0.16 gal./ft. = 1.48 gallons

3 WELL VOLUMES = 1 WELL VOLUME X 3

1.48 gallons x 3 = 4.44 gallons

| PUMP DEPTH IN WELL (feet): 38.53 | PURGING INITIATED AT: 1405 | PURGING ENDED AT: 1450 | TOTAL VOLUME PURGED (gallons): 4.5 |
|---|---|---|---|

EQUIPMENT INFORMATION WATER QUALITY METER — MAKE/MODEL: YSI PRO+ / Quatro — SERIAL #: 15B1022264

EQUIPMENT INFORMATION OIL/WATER INTERFACE PROBE — MAKE/MODEL: Heron Instruments H.OIL — SERIAL #: 01-5285

| TIME | VOLUME PURGED (gallons) | PURGE RATE (gpm) | DEPTH TO WATER (feet) | TEMP. (°C) | DO (mg/L) | COND. (µS/cm) | pH (standard units) | ORP (mV) | TURB. (NTU) | COLOR (describe) | ODOR (describe) |
|---|---|---|---|---|---|---|---|---|---|---|---|
| **STABILIZATION CRITERIA:** | | | <0.3 ft. drawdown | within 3% | within 10% or <0.5 mg/L | within 3% | ±0.1 unit | ±10 mV | within 10% or <5 NTU | -- | -- |
| 1415 | 1 | 0.1 | 34.09 | 15.7 | 7.46 | 62.2 | 6.22 | 276.6 | 332.3 | cloudy | None |
| 1420 | 0.5 | ↓ | 34.10 | 15.9 | 7.06 | 63.2 | 6.19 | 279.5 | 224.5 | ↓ | ↓ |
| 1425 | ↓ | ↓ | 34.16 | 16.0 | 6.88 | 63.8 | 6.20 | 278.7 | 143.1 | clear | ↓ |
| 1430 | ↓ | ↓ | 34.19 | 16.0 | 6.98 | 64.2 | 6.19 | 280.1 | 74.77 | ↓ | ↓ |
| 1435 | ↓ | ↓ | 34.19 | 15.9 | 6.96 | 64.0 | 6.20 | 279.7 | 55.34 | ↓ | ↓ |
| 1440 | ↓ | ↓ | 34.18 | 15.8 | 7.07 | 64.2 | 6.16 | 281.1 | 37.23 | ↓ | ↓ |
| 1445 | ↓ | ↓ | 34.20 | 15.8 | 6.97 | 64.3 | 6.17 | 281.1 | 28.09 | ↓ | ↓ |
| 1450 | ↓ | ↓ | 34.21 | 15.4 | 7.02 | 63.7 | 6.17 | 280.8 | 28.84 | ↓ | ↓ |

**WELL CAPACITY** (Gallons Per Foot): **0.75"** = 0.02; **1"** = 0.04; **1.25"** = 0.06; **2"** = 0.16; **3"** = 0.37; **4"** = 0.65; **5"** = 1.02; **6"** = 1.47; **12"** = 5.88

## SAMPLING DATA

| SAMPLED BY (PRINT) / AFFILIATION: Emilia Torrellas / AECOM | SAMPLER(S) SIGNATURE(S): Emilia A. Torrellas | SAMPLE TIME: 1450 |
|---|---|---|

| PUMP OR TUBING DEPTH IN WELL (feet): 38.53 | TUBING MATERIAL CODE: LDPE | FIELD-FILTERED: Y (N) Filtration Equipment Type: -- | FILTER SIZE: -- µm |
|---|---|---|---|

FIELD DECONTAMINATION: PUMP (Y) N TUBING (Y) N (replaced) DUPLICATE: Y (N)

| SAMPLE CONTAINER SPECIFICATION | | | | SAMPLE PRESERVATION (including wet ice) | | | INTENDED ANALYSIS AND/OR METHOD | SAMPLING EQUIPMENT CODE | SAMPLE PUMP FLOW RATE (gal per minute) |
|---|---|---|---|---|---|---|---|---|---|
| SAMPLE ID CODE | # CONTAINERS | MATERIAL CODE | VOLUME | PRESERVATIVE USED | TOTAL VOL ADDED IN FIELD (mL) | FINAL pH | | | |
| MW-04 | 4 | AG | 40 mL | HCl | 40 mL x 4 | 6.17 | 6200 | ESP | 0.1 |
| ↓ | 3 | AG | 40 mL | HCl | 40 mL x 3 | ↓ | VPH | ↓ | ↓ |
| ↓ | 1 | PP | 250 mL | $HNO_3$ | 250 mL | ↓ | Lead by 6010 | ↓ | ↓ |

REMARKS:

Slow recharge

**MATERIAL CODES**: **AG** = Amber Glass; **CG** = Clear Glass; **HDPE** = High Density Polyethylene; **LDPE** = Low Density Polyethylene; **PP** = Polypropylene; **S** = Silicone; **T** = Teflon; **O** = Other (Specify)

**SAMPLING EQUIPMENT CODES**: **APP** = After (Through) Peristaltic Pump; **B** = Bailer; **BP** = Bladder Pump; **ESP** = Electric Submersible Pump; **RFPP** = Reverse Flow Peristaltic Pump; **SM** = Straw Method (Tubing Gravity Drain); **O** = Other (Specify)

# GROUNDWATER SAMPLING LOG

| SITE NAME: 2020-L1-2448 Incident | SITE LOCATION: Huntersville, NC | PROJECT NUMBER: 60639876 | WELL NAME: MW-04D | DATE: 01/07/22 |
|---|---|---|---|---|

| WELL DIAMETER (inches): 2" | TUBING DIAMETER (inches): 3/8" | WELL SCREEN INTERVAL DEPTH: ft. to 133 ft. | DEPTH TO WATER (feet): 33.24 | PUMP TYPE OR BAILER: Bladder |
|---|---|---|---|---|

1 WELL VOLUME = (TD-DTW) x WELL CAPACITY

( 133 ft. - 33.24 ft.) x 0.16 gal./ft. = 15.96 gallons

3 WELL VOLUMES = 1 WELL VOLUME X 3

15.96 gallons x 3 = 47.88 gallons

| PUMP DEPTH IN WELL (feet): 128 | PURGING INITIATED AT: 1050 | PURGING ENDED AT: 1145 | TOTAL VOLUME PURGED (gallons): 3.85 |
|---|---|---|---|

EQUIPMENT INFORMATION WATER QUALITY METER — MAKE/MODEL: YSI Pro Plus; SERIAL #: 16F100208

EQUIPMENT INFORMATION OIL/WATER INTERFACE PROBE — MAKE/MODEL: Heron H.Oil; SERIAL #: 01-7819

| TIME | VOLUME PURGED (gallons) | PURGE RATE (gpm) | DEPTH TO WATER (feet) | TEMP. (°C) | DO (mg/L) | COND. (µS/cm) | pH (standard units) | ORP (mV) | TURB. (NTU) | COLOR (describe) | ODOR (describe) |
|---|---|---|---|---|---|---|---|---|---|---|---|
| **STABILIZATION CRITERIA:** | | | <0.3 ft. drawdown | within 3% | within 10% or <0.5 mg/L | within 3% | ±0.1 unit | ±10 mV | within 10% or <5 NTU | -- | -- |
| 1100 | 0.7 | 0.07 | 38.26 | 14.9 | 2.11 | 223.7 | 8.09 | -104.2 | 129.7 | Cloudy White | None |
| 1105 | 1.05 | | 39.85 | 14.9 | 2.01 | 208.5 | 8.16 | -92.6 | 97.81 | Cloudy | |
| 1110 | 1.4 | | 40.71 | 14.8 | 1.33 | 221.6 | 8.23 | -106.2 | 43.62 | Clear | |
| 1115 | 1.75 | | 41.68 | 14.9 | 0.89 | 256.7 | 8.34 | -140.2 | 30.91 | | |
| 1120 | 2.1 | | 42.57 | 14.7 | 0.86 | 272.0 | 8.43 | -147.5 | 26.03 | | |
| 1125 | 2.45 | | 43.50 | 14.9 | 0.79 | 260.8 | 8.51 | -146.2 | 23.10 | | |
| 1130 | 2.8 | | 44.42 | 14.7 | 0.75 | 242.4 | 8.60 | -144.4 | 22.19 | | |
| 1135 | 3.15 | | 45.00 | 14.7 | 0.72 | 220.5 | 8.53 | -136.5 | 22.83 | | |
| 1140 | 3.5 | | 45.30 | 14.9 | 0.72 | 213.9 | 8.49 | -133.4 | 22.41 | | |
| 1145 | 3.85 | | 45.58 | 14.9 | 0.71 | 212.6 | 8.48 | -130.1 | 22.43 | | |

Mike de Kozlowski 1/7/22

**WELL CAPACITY** (Gallons Per Foot): **0.75"** = 0.02; **1"** = 0.04; **1.25"** = 0.06; **2"** = 0.16; **3"** = 0.37; **4"** = 0.65; **5"** = 1.02; **6"** = 1.47; **12"** = 5.88

# SAMPLING DATA

| SAMPLED BY (PRINT) / AFFILIATION: Mike de Kozlowski / AECOM | SAMPLER(S) SIGNATURE(S): Mike de Kozlowski | SAMPLE TIME: 1150 |
|---|---|---|

| PUMP OR TUBING DEPTH IN WELL (feet): 128 | TUBING MATERIAL CODE: LDPE | FIELD-FILTERED: Y (N) Filtration Equipment Type: -- | FILTER SIZE: -- µm |
|---|---|---|---|

FIELD DECONTAMINATION: PUMP (Y) N TUBING Y (N (replaced)) DUPLICATE: Y (N)

| SAMPLE CONTAINER SPECIFICATION | | | | SAMPLE PRESERVATION (including wet ice) | | | INTENDED ANALYSIS AND/OR METHOD | SAMPLING EQUIPMENT CODE | SAMPLE PUMP FLOW RATE (gal per minute) |
|---|---|---|---|---|---|---|---|---|---|
| SAMPLE ID CODE | # CONTAINERS | MATERIAL CODE | VOLUME | PRESERVATIVE USED | TOTAL VOL ADDED IN FIELD (mL) | FINAL pH | | | |
| MW-04D | 4 | AG | 40 mL | HCl | 40 mL x 4 | 8.48 | 6200 | ESP | 0.07 |
| | 3 | AG | 40 mL | HCl | 40 mL x 3 | | VPH | | |
| | 1 | PP | 250 mL | $HNO_3$ | 250 mL | | Lead by 6010 | | |

REMARKS:

Recharge: Slow

**MATERIAL CODES**: **AG** = Amber Glass; **CG** = Clear Glass; **HDPE** = High Density Polyethylene; **LDPE** = Low Density Polyethylene; **PP** = Polypropylene; **S** = Silicone; **T** = Teflon; **O** = Other (Specify)

**SAMPLING EQUIPMENT CODES:** **APP** = After (Through) Peristaltic Pump; **B** = Bailer; **BP** = Bladder Pump; **ESP** = Electric Submersible Pump; **RFPP** = Reverse Flow Peristaltic Pump; **SM** = Straw Method (Tubing Gravity Drain); **O** = Other (Specify)

# GROUNDWATER SAMPLING LOG

| SITE NAME: 2020-L1-2448 Incident | SITE LOCATION: Huntersville, NC | PROJECT NUMBER: 60639876 | WELL NAME: MW-5 | DATE: 1/7/22 |
|---|---|---|---|---|

| WELL DIAMETER (inches): 2 | TUBING DIAMETER (inches): 3/8 | WELL SCREEN INTERVAL DEPTH: 12.02 ft. to 42.02 ft. | DEPTH TO WATER (feet): 29.92 | PUMP TYPE OR BAILER: Monsoon |
|---|---|---|---|---|

1 WELL VOLUME = (TD-DTW) x WELL CAPACITY

( 42.02 ft. - 29.92 ft.) x 0.16 gal./ft. = 1.6 gallons

3 WELL VOLUMES = 1 WELL VOLUME X 3

1.6 gallons x 3 = 4.8 gallons

| PUMP DEPTH IN WELL (feet): 35 | PURGING INITIATED AT: 1121 | PURGING ENDED AT: 1220 | TOTAL VOLUME PURGED (gallons): 6 |
|---|---|---|---|

| EQUIPMENT INFORMATION WATER QUALITY METER | MAKE/MODEL: YSI Pro + SERIAL #: 16F100209 | EQUIPMENT INFORMATION OIL/WATER INTERFACE PROBE | MAKE/MODEL: Heron SERIAL #: 01.7821 |
|---|---|---|---|

| TIME | VOLUME PURGED (gallons) | PURGE RATE (gpm) | DEPTH TO WATER (feet) | TEMP. (°C) | DO (mg/L) | COND. (µS/cm) | pH (standard units) | ORP (mV) | TURB. (NTU) | COLOR (describe) | ODOR (describe) |
|---|---|---|---|---|---|---|---|---|---|---|---|
| **STABILIZATION CRITERIA:** | | | <0.3 ft. drawdown | within 3% | within 10% or <0.5 mg/L | within 3% | ±0.1 unit | ±10 mV | within 10% or <5 NTU | -- | -- |
| 1122 | 0 | 0.1 | 30.35 | 12.2 | 5.34 | 59.0 | 6.44 | -2.9 | 95.45 | Cloudy | None |
| 1127 | 0.5 | 0.1 | 30.35 | 14.5 | 5.88 | 64.4 | 6.11 | -2.0 | 148.5 | Cloudy | None |
| 1132 | 1.0 | 0.1 | 30.35 | 15.1 | 5.29 | 65.7 | 6.09 | -1.5 | 152.9 | Cloudy | None |
| 1137 | 1.5 | 0.1 | 30.35 | 15.7 | 5.49 | 68.9 | 5.99 | -1.4 | 132.6 | Cloudy | None |
| 1142 | 2 | 0.1 | 30.35 | 15.7 | 4.99 | 69.2 | 6.10 | -6.8 | 132.8 | Cloudy | None |
| 1147 | 2.5 | 0.1 | 30.35 | 15.8 | 5.36 | 70.6 | 6.08 | -4.5 | 113.4 | Cloudy | None |
| 1152 | 3 | 0.1 | 30.35 | 15.6 | 5.23 | 71.0 | 6.10 | -3.8 | 56.07 | Cloudy | None |
| 1157 | 3.5 | 0.1 | 30.35 | 15.8 | 5.35 | 71.3 | 6.12 | -4.2 | 42.08 | Cloudy | None |
| 1202 | 4.0 | 0.1 | 30.35 | 15.8 | 5.30 | 71.2 | 6.10 | -3.6 | 32.45 | Cloudy | None |
| 1207 | 4.5 | 0.1 | 30.39 | 15.8 | 5.28 | 71.0 | 6.08 | -2.9 | 23.96 | Cloudy | None |
| 1212 | 5 | 0.1 | 30.35 | 15.6 | 5.27 | 70.7 | 6.09 | -2.6 | 15.66 | Cloudy | None |
| | | | | | | | | | | | |
| | | | | | | | | | | | |
| | | | | | | | | | | | |
| | | | | | | | | | | | |
| | | | | | | | | | | | |
| | | | | | | | | | | | |
| | | | | | | | | | | | |
| | | | | | | | | | | | |
| | | | | | | | | | | | |
| | | | | | | | | | | | |
| | | | | | | | | | | | |
| | | | | | | | | | | | |
| | | | | | | | | | | | |

**WELL CAPACITY** (Gallons Per Foot): **0.75"** = 0.02; **1"** = 0.04; **1.25"** = 0.06; **2"** = 0.16; **3"** = 0.37; **4"** = 0.65; **5"** = 1.02; **6"** = 1.47; **12"** = 5.88

# SAMPLING DATA

| SAMPLED BY (PRINT) / AFFILIATION: Erik Rygol / AECOM | SAMPLER(S) SIGNATURE(S): | SAMPLE TIME: 1215 |
|---|---|---|

| PUMP OR TUBING DEPTH IN WELL (feet): 35 | TUBING MATERIAL CODE: LDPE | FIELD-FILTERED: Y (N) Filtration Equipment Type: -- | FILTER SIZE: -- µm |
|---|---|---|---|

FIELD DECONTAMINATION: PUMP (Y) N TUBING Y (N replaced) DUPLICATE: Y (N)

| SAMPLE CONTAINER SPECIFICATION | | | | SAMPLE PRESERVATION (including wet ice) | | | INTENDED ANALYSIS AND/OR METHOD | SAMPLING EQUIPMENT CODE | SAMPLE PUMP FLOW RATE (gal per minute) |
|---|---|---|---|---|---|---|---|---|---|
| SAMPLE ID CODE | # CONTAINERS | MATERIAL CODE | VOLUME | PRESERVATIVE USED | TOTAL VOL ADDED IN FIELD (mL) | FINAL pH | | | |
| MW-5 | 4 | AG | 40 mL | HCl | 40 mL x 4 | 6.09 | 6200 | ESP | 0.1 |
| MW-5 | 3 | AG | 40 mL | HCl | 40 mL x 3 | 6.09 | VPH | ESP | 0.1 |
| MW-5 | 1 | PP | 250 mL | $HNO_3$ | 250 mL | 6.09 | Lead by 6010 | ESP | 0.1 |

REMARKS: good recharge, 3well volumes Pumped, High turbidity

**MATERIAL CODES**: **AG** = Amber Glass; **CG** = Clear Glass; **HDPE** = High Density Polyethylene; **LDPE** = Low Density Polyethylene; **PP** = Polypropylene; **S** = Silicone; **T** = Teflon; **O** = Other (Specify)

**SAMPLING EQUIPMENT CODES:** **APP** = After (Through) Peristaltic Pump; **B** = Bailer; **BP** = Bladder Pump; **ESP** = Electric Submersible Pump; **RFPP** = Reverse Flow Peristaltic Pump; **SM** = Straw Method (Tubing Gravity Drain); **O** = Other (Specify)

# GROUNDWATER SAMPLING LOG

| SITE NAME: 2020-L1-2448 Incident | SITE LOCATION: Huntersville, NC | PROJECT NUMBER: 60639876 | WELL NAME: MW-6 | DATE: 1/7/22 |
|---|---|---|---|---|

| WELL DIAMETER (inches): 2 | TUBING DIAMETER (inches): 3/8 | WELL SCREEN INTERVAL DEPTH: 12.91 ft. to 42.91 ft. | DEPTH TO WATER (feet): 26.55 | PUMP TYPE OR BAILER: Monsoon |
|---|---|---|---|---|

1 WELL VOLUME = (TD-DTW) x WELL CAPACITY

( 42.91 ft. - 26.55 ft.) x 0.16 gal./ft. = 2.6 gallons

3 WELL VOLUMES = 1 WELL VOLUME X 3

2.6 gallons x 3 = 7.9 gallons

| PUMP DEPTH IN WELL (feet): 32 | PURGING INITIATED AT: 1259 | PURGING ENDED AT: | TOTAL VOLUME PURGED (gallons): |
|---|---|---|---|

EQUIPMENT INFORMATION WATER QUALITY METER — MAKE/MODEL: YSI Pro + — SERIAL #: 16F1002209

EQUIPMENT INFORMATION OIL/WATER INTERFACE PROBE — MAKE/MODEL: Heron — SERIAL #: 01.7821

| TIME | VOLUME PURGED (gallons) | PURGE RATE (gpm) | DEPTH TO WATER (feet) | TEMP. (°C) | DO (mg/L) | COND. (µS/cm) | pH (standard units) | ORP (mV) | TURB. (NTU) | COLOR (describe) | ODOR (describe) |
|---|---|---|---|---|---|---|---|---|---|---|---|
| **STABILIZATION CRITERIA:** | | | <0.3 ft. drawdown | within 3% | within 10% or <0.5 mg/L | within 3% | ±0.1 unit | ±10 mV | within 10% or <5 NTU | -- | -- |
| 1300 | 0 | 0.1 | 26.82 | 14.7 | 5.71 | 84.0 | 6.00 | 3.0 | 166.5 | Cloudy | None |
| 1305 | 0.5 | 0.1 | 26.82 | 14.5 | 5.47 | 80.3 | 6.04 | 0.0 | 164.2 | Cloudy | None |
| 1310 | 1.0 | 0.1 | 26.82 | 14.4 | 5.42 | 78.4 | 6.08 | -0.8 | 160.5 | Cloudy | None |
| 1315 | 1.5 | 0.1 | 26.82 | 14.7 | 5.55 | 79.0 | 6.10 | -0.9 | 158.71 | Cloudy | None |
| 1320 | 2 | 0.1 | 26.82 | 14.4 | 5.76 | 77.4 | 6.08 | 0.6 | 147.6 | Cloudy | None |
| 1325 | 2.5 | 0.1 | 26.82 | 13.7 | 5.91 | 76.1 | 6.06 | 1.9 | 140.1 | Cloudy | None |
| 1330 | 3 | 0.1 | 26.82 | 14.7 | 5.92 | 77.3 | 6.06 | 2.4 | 135.3 | Cloudy | None |
| 1335 | 3.5 | 0.1 | 26.82 | 15.1 | 5.68 | 78.4 | 6.10 | -0.2 | 74.59 | Cloudy | None |
| 1340 | 4 | 0.1 | 26.82 | 15.3 | 5.92 | 78.6 | 6.07 | 1.3 | 65.11 | Cloudy | None |
| 1345 | 4.5 | 0.1 | 2682 | 15.2 | 592 | 78.2 | 6.06 | 1.7 | 57.63 | Cloudy | None |
| 1350 | 5 | 0.1 | 2682 | 15.1 | 592 | 77.6 | 6.06 | 1.9 | 51.67 | Cloudy | None |
| 1355 | 5.5 | 0.1 | 2682 | 15.1 | 5.93 | 77.1 | 6.04 | 2.1 | 46.66 | Cloudy | None |
| 1400 | 6 | 0.1 | 26.82 | 15.0 | 5.98 | 76.8 | 6.03 | 4.9 | 37.02 | Cloudy | None |
| 1405 | 6.5 | 0.1 | 26.82 | 15.3 | 6.11 | 77.2 | 6.04 | 4.0 | 34.63 | Cloudy | None |
| 1410 | 7 | 0.1 | 26.82 | 15.0 | 6.00 | 76.6 | 6.04 | 4.3 | 30.23 | Cloudy | None |
| 1415 | 7.5 | 0.1 | 26.82 | 15.4 | 5.98 | 77.2 | 6.06 | 3.4 | 18.43 | Clear | None |
| 1420 | 8 | 0.1 | 26.82 | 15.0 | 6.05 | 76.4 | 6.05 | 4.5 | 24.48 | Cloudy | None |
| | | | | | | | | | | | |
| | | | | | | | | | | | |
| | | | | | | | | | | | |
| | | | | | | | | | | | |
| | | | | | | | | | | | |
| | | | | | | | | | | | |
| | | | | | | | | | | | |
| | | | | | | | | | | | |

**WELL CAPACITY** (Gallons Per Foot): **0.75"** = 0.02; **1"** = 0.04; **1.25"** = 0.06; **2"** = 0.16; **3"** = 0.37; **4"** = 0.65; **5"** = 1.02; **6"** = 1.47; **12"** = 5.88

# SAMPLING DATA

| SAMPLED BY (PRINT) / AFFILIATION: Erik Royal / AECOM | SAMPLER(S) SIGNATURE(S): | SAMPLE TIME: 1425 |
|---|---|---|

| PUMP OR TUBING DEPTH IN WELL (feet): 32 | TUBING MATERIAL CODE: LDPE | FIELD-FILTERED: Y (N) Filtration Equipment Type: -- | FILTER SIZE: -- µm |
|---|---|---|---|

FIELD DECONTAMINATION: PUMP (Y) N TUBING Y (N replaced) DUPLICATE: Y (N)

| SAMPLE CONTAINER SPECIFICATION | | | | SAMPLE PRESERVATION (including wet ice) | | | INTENDED ANALYSIS AND/OR METHOD | SAMPLING EQUIPMENT CODE | SAMPLE PUMP FLOW RATE (gal per minute) |
|---|---|---|---|---|---|---|---|---|---|
| SAMPLE ID CODE | # CONTAINERS | MATERIAL CODE | VOLUME | PRESERVATIVE USED | TOTAL VOL ADDED IN FIELD (mL) | FINAL pH | | | |
| MW-6 | 4 | AG | 40 mL | HCl | 40 mL x 4 | 6.05 | 6200 | ESP | 0.1 |
| MW-6 | 3 | AG | 40 mL | HCl | 40 mL x 3 | 6.05 | VPH | ESP | 0.1 |
| MW-6 | 1 | PP | 250 mL | $HNO_3$ | 250 mL | 6.05 | Lead by 6010 | ESP | 0.1 |

REMARKS: good recharge, 3 well volumes purged, high turbidity

**MATERIAL CODES**: **AG** = Amber Glass; **CG** = Clear Glass; **HDPE** = High Density Polyethylene; **LDPE** = Low Density Polyethylene; **PP** = Polypropylene; **S** = Silicone; **T** = Teflon; **O** = Other (Specify)

**SAMPLING EQUIPMENT CODES:** **APP** = After (Through) Peristaltic Pump; **B** = Bailer; **BP** = Bladder Pump; **ESP** = Electric Submersible Pump; **RFPP** = Reverse Flow Peristaltic Pump; **SM** = Straw Method (Tubing Gravity Drain); **O** = Other (Specify)

# GROUNDWATER SAMPLING LOG

| SITE NAME: 2020-L1-2448 Incident | SITE LOCATION: Huntersville, NC | PROJECT NUMBER: 60639876 | WELL NAME: MW-07D | DATE: 01/05/22 |
|---|---|---|---|---|

| WELL DIAMETER (inches): 2" | TUBING DIAMETER (inches): 3/8" | WELL SCREEN INTERVAL DEPTH: 128.50 ft. to 138.50 ft. | DEPTH TO WATER (feet): 36.06 | PUMP TYPE OR BAILER: Bladder |
|---|---|---|---|---|

1 WELL VOLUME = (TD-DTW) x WELL CAPACITY

( 138.50 ft. - 36.06 ft.) x 0.16 gal./ft. = 16.39 gallons

3 WELL VOLUMES = 1 WELL VOLUME X 3

16.39 gallons x 3 = 49.17 gallons

| PUMP DEPTH IN WELL (feet): 133 | PURGING INITIATED AT: 1025 | PURGING ENDED AT: 1105 | TOTAL VOLUME PURGED (gallons): 3.2 |
|---|---|---|---|

EQUIPMENT INFORMATION WATER QUALITY METER — MAKE/MODEL: YSI Pro Plus; SERIAL #: 16F100208

EQUIPMENT INFORMATION OIL/WATER INTERFACE PROBE — MAKE/MODEL: Heron H.Oil; SERIAL #: 01-7819

| TIME | VOLUME PURGED (gallons) | PURGE RATE (gpm) | DEPTH TO WATER (feet) | TEMP. (°C) | DO (mg/L) | COND. (µS/cm) | pH (standard units) | ORP (mV) | TURB. (NTU) | COLOR (describe) | ODOR (describe) |
|---|---|---|---|---|---|---|---|---|---|---|---|
| **STABILIZATION CRITERIA:** | | | <0.3 ft. drawdown | within 3% | within 10% or <0.5 mg/L | within 3% | ±0.1 unit | ±10 mV | within 10% or <5 NTU | -- | -- |
| 1035 | 0.8 | 0.08 | 37.28 | 14.4 | 4.91 | 246.3 | 7.62 | -79.7 | 2.00 | Clear | None |
| 1040 | 1.2 | | 37.91 | 14.6 | 2.18 | 240.6 | 7.65 | -69.7 | 1.28 | | |
| 1045 | 1.6 | | 38.60 | 14.6 | 1.69 | 234.5 | 7.65 | -69.8 | 0.86 | | |
| 1050 | 2.0 | | 38.51 | 14.6 | 1.40 | 227.5 | 7.62 | -63.8 | 0.00 | | |
| 1055 | 2.4 | | 38.44 | 14.8 | 1.21 | 224.4 | 7.62 | -51.6 | 0.00 | | |
| 1100 | 2.8 | | 38.42 | 14.9 | 1.14 | 223.9 | 7.62 | -46.1 | 0.00 | | |
| 1105 | 3.2 | | 38.41 | 14.8 | 1.11 | 223.4 | 7.62 | -44.5 | 0.00 | | |

Mike de Kozlowski 1/5/21

**WELL CAPACITY** (Gallons Per Foot): **0.75"** = 0.02; **1"** = 0.04; **1.25"** = 0.06; **2"** = 0.16; **3"** = 0.37; **4"** = 0.65; **5"** = 1.02; **6"** = 1.47; **12"** = 5.88

# SAMPLING DATA

| SAMPLED BY (PRINT) / AFFILIATION: Mike de Kozlowski / AECOM | SAMPLER(S) SIGNATURE(S): Mike de Kozlowski | SAMPLE TIME: 1115 |
|---|---|---|

| PUMP OR TUBING DEPTH IN WELL (feet): 133 | TUBING MATERIAL CODE: LDPE | FIELD-FILTERED: Y (N) Filtration Equipment Type: -- | FILTER SIZE: -- µm |
|---|---|---|---|

FIELD DECONTAMINATION: PUMP (Y) N TUBING Y (N (replaced)) DUPLICATE: Y (N)

| SAMPLE CONTAINER SPECIFICATION | | | | SAMPLE PRESERVATION (including wet ice) | | | INTENDED ANALYSIS AND/OR METHOD | SAMPLING EQUIPMENT CODE | SAMPLE PUMP FLOW RATE (gal per minute) |
|---|---|---|---|---|---|---|---|---|---|
| SAMPLE ID CODE | # CONTAINERS | MATERIAL CODE | VOLUME | PRESERVATIVE USED | TOTAL VOL ADDED IN FIELD (mL) | FINAL pH | | | |
| MW-07D | 4 | AG | 40 mL | HCl | 40 mL x 4 | 7.62 | 6200 | ESP | 0.08 |
| | 3 | AG | 40 mL | HCl | 40 mL x 3 | | VPH | | |
| | 1 | PP | 250 mL | $HNO_3$ | 250 mL | | Lead by 6010 | | |

REMARKS:

MNA + Microbial samples collected

Recharge: Moderate

**MATERIAL CODES**: **AG** = Amber Glass; **CG** = Clear Glass; **HDPE** = High Density Polyethylene; **LDPE** = Low Density Polyethylene; **PP** = Polypropylene; **S** = Silicone; **T** = Teflon; **O** = Other (Specify)

**SAMPLING EQUIPMENT CODES:** **APP** = After (Through) Peristaltic Pump; **B** = Bailer; **BP** = Bladder Pump; **ESP** = Electric Submersible Pump; **RFPP** = Reverse Flow Peristaltic Pump; **SM** = Straw Method (Tubing Gravity Drain); **O** = Other (Specify)

# GROUNDWATER SAMPLING LOG

| SITE NAME: 2020-L1-2448 Incident | SITE LOCATION: Huntersville, NC | PROJECT NUMBER: 60639876 | WELL NAME: MW-08 | DATE: 1/3/22 |
|---|---|---|---|---|

| WELL DIAMETER (inches): 4 | TUBING DIAMETER (inches): 3/8" | WELL SCREEN INTERVAL DEPTH: 18 ft. to 48 ft. | DEPTH TO WATER (feet): 35.42 | PUMP TYPE OR BAILER: Monsoon |
|---|---|---|---|---|

| 1 WELL VOLUME = (TD-DTW) x WELL CAPACITY | 3 WELL VOLUMES = 1 WELL VOLUME X 3 |
|---|---|
| (_____ ft. - _____ ft.) x _____ gal./ft. = _____ gallons | _____ gallons x 3 = _____ gallons |

| PUMP DEPTH IN WELL (feet): 42 | PURGING INITIATED AT: 1245 | PURGING ENDED AT: 1330 | TOTAL VOLUME PURGED (gallons): 4.5 |
|---|---|---|---|

| EQUIPMENT INFORMATION WATER QUALITY METER | MAKE/MODEL: YSI Pro Quatro | SERIAL #: 21J102397 |
|---|---|---|
| EQUIPMENT INFORMATION OIL/WATER INTERFACE PROBE | MAKE/MODEL: Heron H.OIL | SERIAL #: 01-6624 |

| TIME | VOLUME PURGED (gallons) | PURGE RATE (gpm) | DEPTH TO WATER (feet) | TEMP. (°C) | DO (mg/L) | COND. (µS/cm) | pH (standard units) | ORP (mV) | TURB. (NTU) | COLOR (describe) | ODOR (describe) |
|---|---|---|---|---|---|---|---|---|---|---|---|
| **STABILIZATION CRITERIA:** | | | <0.3 ft. drawdown | within 3% | within 10% or <0.5 mg/L | within 3% | ±0.1 unit | ±10 mV | within 10% or <5 NTU | -- | -- |
| 1245 | 0 | 0.1 | 35.58 | 15.1 | 6.32 | 1153 | 7.37 | 162.5 | 1.72 | clear | None |
| 1250 | 0.5 | ↓ | 35.64 | 14.0 | 6.39 | 110.2 | 6.39 | 196.5 | 2.37 | ↓ | ↓ |
| 1255 | 1 | | 35.72 | 14.7 | 6.38 | 101.7 | 6.38 | 199.8 | 3.33 | | |
| 1300 | 1.5 | | 35.79 | 15.4 | 6.26 | 103.1 | 6.36 | 205.2 | 3.51 | | |
| 1305 | 2 | | 35.84 | 15.5 | 6.26 | 103.3 | 6.35 | 206.3 | 8.71 | | |
| 1310 | 2.5 | | 35.91 | 16.4 | 6.23 | 105.7 | 6.36 | 209.7 | 10.30 | | |
| 1315 | 3 | | 35.99 | 15.9 | 6.15 | 104.8 | 6.35 | 219.2 | 7.70 | | |
| 1320 | 3.5 | | 36.08 | 16.3 | 6.12 | 106.1 | 6.34 | 220.3 | 8.29 | | |
| 1325 | 4 | | 36.15 | 16.0 | 6.13 | 105.3 | 6.35 | 221.4 | 10.41 | | |
| 1330 | 4.5 | ↓ | 36.24 | 16.1 | 6.12 | 106.0 | 6.35 | 220.8 | 9.68 | ↓ | ↓ |

**WELL CAPACITY** (Gallons Per Foot): **0.75"** = 0.02; **1"** = 0.04; **1.25"** = 0.06; **2"** = 0.16; **3"** = 0.37; **4"** = 0.65; **5"** = 1.02; **6"** = 1.47; **12"** = 5.88

# SAMPLING DATA

| SAMPLED BY (PRINT) / AFFILIATION: Jim Dimitroff / AECOM | SAMPLER(S) SIGNATURE(S): | SAMPLE TIME: 1335 |
|---|---|---|

| PUMP OR TUBING DEPTH IN WELL (feet): | TUBING MATERIAL CODE: LDPE | FIELD-FILTERED: Y (N) Filtration Equipment Type: -- | FILTER SIZE: -- µm |
|---|---|---|---|

FIELD DECONTAMINATION: PUMP (Y) N TUBING Y (N) (replaced) DUPLICATE: Y (N)

| SAMPLE CONTAINER SPECIFICATION | | | | SAMPLE PRESERVATION (including wet ice) | | | INTENDED ANALYSIS AND/OR METHOD | SAMPLING EQUIPMENT CODE | SAMPLE PUMP FLOW RATE (gal per minute) |
|---|---|---|---|---|---|---|---|---|---|
| SAMPLE ID CODE | # CONTAINERS | MATERIAL CODE | VOLUME | PRESERVATIVE USED | TOTAL VOL ADDED IN FIELD (mL) | FINAL pH | | | |
| MW-08 | 4 | AG | 40 mL | HCl | 40 mL x 4 | 6.35 | 6200 | ESP | 0.1 |
| ↓ | 3 | AG | 40 mL | HCl | 40 mL x 3 | ↓ | VPH | ESP | ↓ |
| ↓ | 1 | PP | 250 mL | $HNO_3$ | 250 mL | ↓ | Lead by 6010 | ESP | ↓ |

REMARKS:

**MATERIAL CODES**: **AG** = Amber Glass; **CG** = Clear Glass; **HDPE** = High Density Polyethylene; **LDPE** = Low Density Polyethylene; **PP** = Polypropylene; **S** = Silicone; **T** = Teflon; **O** = Other (Specify)

**SAMPLING EQUIPMENT CODES:** **APP** = After (Through) Peristaltic Pump; **B** = Bailer; **BP** = Bladder Pump; **ESP** = Electric Submersible Pump; **RFPP** = Reverse Flow Peristaltic Pump; **SM** = Straw Method (Tubing Gravity Drain); **O** = Other (Specify)

# GROUNDWATER SAMPLING LOG

| SITE NAME | SITE LOCATION | PROJECT NUMBER | WELL NAME | DATE |
|---|---|---|---|---|
| 2020-L1-2448 Incident | Huntersville, NC | 60639876 | MW-09 | 01/06/2021 |

| WELL DIAMETER (inches) | TUBING DIAMETER (inches) | WELL SCREEN INTERVAL DEPTH | DEPTH TO WATER (feet) | PUMP TYPE OR BAILER |
|---|---|---|---|---|
| 2 | 3/8 | 26.96 ft. to 41.96 ft. | 34.10 | Mansoon |

1 WELL VOLUME = (TD-DTW) x WELL CAPACITY
(41.96 ft. - 34.10 ft.) x 0.16 gal./ft. = 1.26 gallons

3 WELL VOLUMES = 1 WELL VOLUME X 3
1.26 gallons x 3 = 3.77 gallons

| PUMP DEPTH IN WELL (feet) | PURGING INITIATED AT | PURGING ENDED AT | TOTAL VOLUME PURGED (gallons) |
|---|---|---|---|
| 38 | 0925 | 1005 | 4.0 |

EQUIPMENT INFORMATION WATER QUALITY METER — MAKE/MODEL: YSI Pro Plus; SERIAL #: 15C104375

EQUIPMENT INFORMATION OIL/WATER INTERFACE PROBE — MAKE/MODEL: Heron H.01; SERIAL #: 01-7800

| TIME | VOLUME PURGED (gallons) | PURGE RATE (gpm) | DEPTH TO WATER (feet) | TEMP. (°C) | DO (mg/L) | COND. (µS/cm) | pH (standard units) | ORP (mV) | TURB. (NTU) | COLOR (describe) | ODOR (describe) |
|---|---|---|---|---|---|---|---|---|---|---|---|
| STABILIZATION CRITERIA: | | | <0.3 ft. drawdown | within 3% | within 10% or <0.5 mg/L | within 3% | ±0.1 unit | ±10 mV | within 10% or <5 NTU | -- | -- |
| 0925 | 0.00 | 0.08 | 34.29 | 12.5 | 6.59 | 148.1 | 6.13 | 172.4 | 423.1 | Cloudy Brown | None |
| 0930 | 0.40 | | 34.49 | 14.1 | 6.13 | 153.2 | 6.11 | 153.2 | 228.1 | Cloudy | |
| 0935 | 0.80 | | 34.58 | 14.6 | 6.49 | 153.2 | 6.13 | 153.2 | 68.08 | Clear | |
| 0940 | 1.20 | | 34.66 | 15.2 | 6.11 | 154.5 | 6.15 | 154.2 | 29.10 | | |
| 0945 | 2.0 | | 34.73 | 15.3 | 6.25 | 153.8 | 6.14 | 154.1 | 23.63 | | |
| 0950 | 2.40 | | 34.76 | 15.4 | 6.28 | 153.7 | 6.15 | 156.1 | 16.75 | | |
| 0955 | 2.80 | | 34.79 | 15.4 | 6.14 | 153.9 | 6.15 | 153.5 | 11.52 | | |
| 1000 | 3.20 | | 34.81 | 15.4 | 6.14 | 153.4 | 6.15 | 158.7 | 12.54 | | |
| 1005 | 4.0 | | 34.83 | 15.5 | 6.15 | 153.5 | 6.18 | 153.7 | 9.74 | | |

BO - 01/06/21

**WELL CAPACITY** (Gallons Per Foot): **0.75"** = 0.02; **1"** = 0.04; **1.25"** = 0.06; **2"** = 0.16; **3"** = 0.37; **4"** = 0.65; **5"** = 1.02; **6"** = 1.47; **12"** = 5.88

## SAMPLING DATA

| SAMPLED BY (PRINT) / AFFILIATION | SAMPLER(S) SIGNATURE(S) | SAMPLE TIME |
|---|---|---|
| Andrew O'Malia / AECOM | BO- | 1010 |

| PUMP OR TUBING DEPTH IN WELL (feet) | TUBING MATERIAL CODE | FIELD-FILTERED: Y (N) | FILTER SIZE: -- µm |
|---|---|---|---|
| 38 | LDPE | Filtration Equipment Type: -- | |

FIELD DECONTAMINATION: PUMP (Y) N TUBING Y (N) (replaced) DUPLICATE: Y (N)

| SAMPLE CONTAINER SPECIFICATION | | | | SAMPLE PRESERVATION (including wet ice) | | | INTENDED ANALYSIS AND/OR METHOD | SAMPLING EQUIPMENT CODE | SAMPLE PUMP FLOW RATE (gal per minute) |
|---|---|---|---|---|---|---|---|---|---|
| SAMPLE ID CODE | # CONTAINERS | MATERIAL CODE | VOLUME | PRESERVATIVE USED | TOTAL VOL ADDED IN FIELD (mL) | FINAL pH | | | |
| MW-09 | 4 | AG | 40 mL | HCl | 40 mL x 4 | 6.18 | 6200 | ESP | 0.08 |
| 1 | 3 | AG | 40 mL | HCl | 40 mL x 3 | 1 | VPH | 1 | 1 |
| 1 | 1 | PP | 250 mL | $HNO_3$ | 250 mL | 1 | Lead by 6010 | 1 | 1 |

REMARKS: Moderate recharge. 3 well volumes purged.

**MATERIAL CODES**: **AG** = Amber Glass; **CG** = Clear Glass; **HDPE** = High Density Polyethylene; **LDPE** = Low Density Polyethylene; **PP** = Polypropylene; **S** = Silicone; **T** = Teflon; **O** = Other (Specify)

**SAMPLING EQUIPMENT CODES**: **APP** = After (Through) Peristaltic Pump; **B** = Bailer; **BP** = Bladder Pump; **ESP** = Electric Submersible Pump; **RFPP** = Reverse Flow Peristaltic Pump; **SM** = Straw Method (Tubing Gravity Drain); **O** = Other (Specify)

# GROUNDWATER SAMPLING LOG

| SITE NAME: 2020-L1-2448 Incident | SITE LOCATION: Huntersville, NC | PROJECT NUMBER: 60639876 | WELL NAME: MW-12 | DATE: 01/27/22 |
|---|---|---|---|---|

| WELL DIAMETER (inches): 2 | TUBING DIAMETER (inches): 3/8 | WELL SCREEN INTERVAL DEPTH: 20.94 ft. to 40.94 ft. | DEPTH TO WATER (feet): 35.68 | PUMP TYPE OR BAILER: Monsoon XL |
|---|---|---|---|---|

1 WELL VOLUME = (TD-DTW) x WELL CAPACITY

(40.94 ft. - 35.68 ft.) x 0.16 gal./ft. = 0.84 gallons

3 WELL VOLUMES = 1 WELL VOLUME X 3

0.84 gallons x 3 = 2.52 gallons

| PUMP DEPTH IN WELL (feet): 40.68 | PURGING INITIATED AT: 1135 | PURGING ENDED AT: 1200 | TOTAL VOLUME PURGED (gallons): 2.5 |
|---|---|---|---|

EQUIPMENT INFORMATION WATER QUALITY METER — MAKE/MODEL: YSI PRO+ / Quatro — SERIAL #: 15B1022264

EQUIPMENT INFORMATION OIL/WATER INTERFACE PROBE — MAKE/MODEL: Heron Instruments H.OIL — SERIAL #: 01-5285

| TIME | VOLUME PURGED (gallons) | PURGE RATE (gpm) | DEPTH TO WATER (feet) | TEMP. (°C) | DO (mg/L) | COND. (µS/cm) | pH (standard units) | ORP (mV) | TURB. (NTU) | COLOR (describe) | ODOR (describe) |
|---|---|---|---|---|---|---|---|---|---|---|---|
| **STABILIZATION CRITERIA:** | | | <0.3 ft. drawdown | within 3% | within 10% or <0.5 mg/L | within 3% | ±0.1 unit | ±10 mV | within 10% or <5 NTU | -- | -- |
| 1145 | 1.0 | 0.1 | 37.35 | 15.8 | 6.69 | 135.5 | 6.29 | 296.7 | 360.2 | Cloudy | None |
| 1150 | 0.5 | ↓ | 37.56 | 15.5 | 5.62 | 132.0 | 6.27 | 273.1 | 175.6 | ↓ | ↓ |
| 1155 | ↓ | ↓ | 37.24 | 15.5 | 5.48 | 132.0 | 6.24 | 275.0 | 200.0 | ↓ | ↓ |
| 1200 | ↓ | ↓ | 37.26 | 16.4 | 5.50 | 133.2 | 6.22 | 267.2 | 146.0 | Clear | ↓ |

**WELL CAPACITY** (Gallons Per Foot): **0.75"** = 0.02; **1"** = 0.04; **1.25"** = 0.06; **2"** = 0.16; **3"** = 0.37; **4"** = 0.65; **5"** = 1.02; **6"** = 1.47; **12"** = 5.88

# SAMPLING DATA

| SAMPLED BY (PRINT) / AFFILIATION: Emilia Torrellas / AECOM | SAMPLER(S) SIGNATURE(S): Emilia A. Torrellas | SAMPLE TIME: 1200 |
|---|---|---|

| PUMP OR TUBING DEPTH IN WELL (feet): 40.69 | TUBING MATERIAL CODE: LDPE | FIELD-FILTERED: Y (N) Filtration Equipment Type: -- | FILTER SIZE: -- µm |
|---|---|---|---|

FIELD DECONTAMINATION: PUMP (Y) N TUBING (Y) N (replaced) DUPLICATE: Y (N)

| SAMPLE CONTAINER SPECIFICATION | | | | SAMPLE PRESERVATION (including wet ice) | | | INTENDED ANALYSIS AND/OR METHOD | SAMPLING EQUIPMENT CODE | SAMPLE PUMP FLOW RATE (gal per minute) |
|---|---|---|---|---|---|---|---|---|---|
| SAMPLE ID CODE | # CONTAINERS | MATERIAL CODE | VOLUME | PRESERVATIVE USED | TOTAL VOL ADDED IN FIELD (mL) | FINAL pH | | | |
| MW-12 | 4 | AG | 40 mL | HCl | 40 mL x 4 | 6.22 | 6200 | ESP | 0.1 |
| ↓ | 3 | AG | 40 mL | HCl | 40 mL x 3 | ↓ | VPH | ↓ | ↓ |
| ↓ | 1 | PP | 250 mL | $HNO_3$ | 250 mL | ↓ | Lead by 6010 | ↓ | ↓ |

REMARKS:

Quick recharge

**MATERIAL CODES**: **AG** = Amber Glass; **CG** = Clear Glass; **HDPE** = High Density Polyethylene; **LDPE** = Low Density Polyethylene; **PP** = Polypropylene; **S** = Silicone; **T** = Teflon; **O** = Other (Specify)

**SAMPLING EQUIPMENT CODES:** **APP** = After (Through) Peristaltic Pump; **B** = Bailer; **BP** = Bladder Pump; **ESP** = Electric Submersible Pump; **RFPP** = Reverse Flow Peristaltic Pump; **SM** = Straw Method (Tubing Gravity Drain); **O** = Other (Specify)

# GROUNDWATER SAMPLING LOG

| SITE NAME: 2020-L1-2448 Incident | SITE LOCATION: Huntersville, NC | PROJECT NUMBER: 60639876 | WELL NAME: MW-13 | DATE: 01/03/22 |
|---|---|---|---|---|
| WELL DIAMETER (inches): 4" | TUBING DIAMETER (inches): 3/8" | WELL SCREEN INTERVAL DEPTH: 14.86 feet to 59.86 feet | DEPTH TO WATER (feet): 45.61 | PUMP TYPE OR BAILER: ESP |

**WELL VOLUME PURGE: 1 WELL VOLUME** = (TOTAL WELL DEPTH – STATIC DEPTH TO WATER) X WELL CAPACITY
(only fill out if applicable)
= ( 59.86 feet – 45.61 feet) X 0.65 gallons/foot = 9.26 gallons

| PUMP DEPTH IN WELL (feet): 50.61 | PURGING INITIATED AT: 1430 | PURGING ENDED AT: 1500 | TOTAL VOLUME PURGED (gallons): 2 |
|---|---|---|---|

| TIME | VOLUME PURGED (gallons) | PURGE RATE (gpm) | DEPTH TO WATER (feet) | TEMP. (°C) | DO (mg/L) | COND. (µS/cm) | pH (standard units) | ORP (mV) | TURB. (NTU) | COLOR (describe) | ODOR (describe) |
|---|---|---|---|---|---|---|---|---|---|---|---|
| **STABILIZATION CRITERIA:** | | | <0.3 ft. drawdown | within 3% | within 10% or <0.5 mg/L | within 3% | ±0.1 unit | ±10 mV | within 10% or <5 NTU | -- | -- |
| 1430 | 0.0 | 0.06 | 45.82 | 13.9 | 9.79 | 202.0 | 6.45 | 141.7 | 4.57 | Clear | Slight petrol |
| 1435 | 0.33 | | 46.10 | 15.2 | 9.52 | 209.0 | 6.27 | 142.3 | 4.38 | | |
| 1440 | 0.66 | | 46.27 | 15.9 | 9.04 | 210.8 | 6.26 | 143.0 | 6.23 | | |
| 1445 | 1.0 | | 46.52 | 16.1 | 8.99 | 213.3 | 6.25 | 143.5 | 5.49 | | |
| 1450 | 1.33 | | 46.65 | 16.1 | 8.76 | 213.0 | 6.25 | 144.1 | 4.46 | | |
| 1455 | 1.66 | | 46.72 | 16.2 | 8.68 | 213.7 | 6.25 | 144.8 | 4.90 | | |
| 1500 | 2.0 | | 46.75 | 16.3 | 8.51 | 214.0 | 6.25 | 145.1 | 4.37 | | |

**WELL CAPACITY** (Gallons Per Foot): **0.75"** = 0.02; **1"** = 0.04; **1.25"** = 0.06; **2"** = 0.16; **3"** = 0.37; **4"** = 0.65; **5"** = 1.02; **6"** = 1.47; **12"** = 5.88

# SAMPLING DATA

| SAMPLED BY (PRINT) / AFFILIATION: Jacob Miller/AECOM | SAMPLER(S) SIGNATURE(S): | SAMPLE TIME: 1500 |
|---|---|---|
| PUMP OR TUBING DEPTH IN WELL (feet): 50.61 | TUBING MATERIAL CODE: LDPE | FIELD-FILTERED: Y (N) Filtration Equipment Type: -- FILTER SIZE: -- µm |
| FIELD DECONTAMINATION: PUMP (Y) N TUBING Y (N) (replaced) | | DUPLICATE: Y (N) |

| SAMPLE CONTAINER SPECIFICATION | | | | SAMPLE PRESERVATION (including wet ice) | | | | | |
|---|---|---|---|---|---|---|---|---|---|
| SAMPLE ID CODE | # CONTAINERS | MATERIAL CODE | VOLUME | PRESERVATIVE USED | TOTAL VOL ADDED IN FIELD (mL) | FINAL pH | INTENDED ANALYSIS AND/OR METHOD | SAMPLING EQUIPMENT CODE | SAMPLE PUMP FLOW RATE (gal per minute) |
| MW-13 | 4 | AG | 40 mL | HCL | 40 mL x 4 | 6.25 | 6200 | ESP | 0.06 |
| | 3 | AG | 40 mL | HCL | 40 mL x 3 | | VPH | | |
| | 1 | PE | 250 mL | $HNO_3$ | 250 mL | | Lead by 6010 | | |

REMARKS: Moderate recharge

**MATERIAL CODES**: **AG** = Amber Glass; **CG** = Clear Glass; **HDPE** = High Density Polyethylene; **LDPE** = Low Density Polyethylene; **PP** = Polypropylene; **S** = Silicone; **T** = Teflon; **O** = Other (Specify)

**SAMPLING EQUIPMENT CODES:** **APP** = After (Through) Peristaltic Pump; **B** = Bailer; **BP** = Bladder Pump; **ESP** = Electric Submersible Pump; **RFPP** = Reverse Flow Peristaltic Pump; **SM** = Straw Method (Tubing Gravity Drain); **O** = Other (Specify)

# GROUNDWATER SAMPLING LOG

| SITE NAME: 2020-L1-2448 Incident | SITE LOCATION: Huntersville, NC | PROJECT NUMBER: 60639876 | WELL NAME: MW-14 | DATE: 1/3/22 |
|---|---|---|---|---|

| WELL DIAMETER (inches): 4 | TUBING DIAMETER (inches): 3/8" | WELL SCREEN INTERVAL DEPTH: 11 ft. to 41 ft. | DEPTH TO WATER (feet): 35.41 | PUMP TYPE OR BAILER: Monsoon |
|---|---|---|---|---|

| 1 WELL VOLUME = (TD-DTW) x WELL CAPACITY | 3 WELL VOLUMES = 1 WELL VOLUME X 3 |
|---|---|
| (_____ ft. - _____ ft.) x _____ gal./ft. = _____ gallons | _____ gallons x 3 = _____ gallons |

| PUMP DEPTH IN WELL (feet): | PURGING INITIATED AT: | PURGING ENDED AT: | TOTAL VOLUME PURGED (gallons): |
|---|---|---|---|

| EQUIPMENT INFORMATION WATER QUALITY METER | MAKE/MODEL: YSI Pro Quatro | SERIAL #: 21J102397 |
|---|---|---|
| EQUIPMENT INFORMATION OIL/WATER INTERFACE PROBE | MAKE/MODEL: Heron H.OIL | SERIAL #: 01-6624 |

| TIME | VOLUME PURGED (gallons) | PURGE RATE (gpm) | DEPTH TO WATER (feet) | TEMP. (°C) | DO (mg/L) | COND. (µS/cm) | pH (standard units) | ORP (mV) | TURB. (NTU) | COLOR (describe) | ODOR (describe) |
|---|---|---|---|---|---|---|---|---|---|---|---|
| **STABILIZATION CRITERIA:** | | | <0.3 ft. drawdown | within 3% | within 10% or <0.5 mg/L | within 3% | ±0.1 unit | ±10 mV | within 10% or <5 NTU | -- | -- |
| 1415 | 0 | | 35.74 | 15.7 | 9.17 | 114.9 | 6.15 | 210.5 | 148.0 | cloudy | None |
| 1420 | | | 35.86 | 16.2 | 8.75 | 116.2 | 6.14 | 219.9 | 183.3 | | |
| 1425 | | | 35.93 | 16.3 | 8.55 | 117.0 | 6.14 | 218.7 | 199.9 | | |
| 1430 | | | 35.99 | 16.6 | 8.43 | 117.5 | 6.14 | 217.7 | 179.0 | | |
| 1435 | | | 36.05 | 16.7 | 8.28 | 116.8 | 6.14 | 215.4 | 147.9 | | |
| 1440 | | | 36.14 | 16.8 | 8.20 | 116.6 | 6.14 | 215.1 | 84.67 | | |
| 1445 | | | 36.17 | 16.5 | 8.29 | 117.4 | 6.14 | 216.9 | 80.65 | | |
| 1450 | | | 36.19 | 16.8 | 8.21 | 116.5 | 6.15 | 215.8 | 83.71 | | |
| 1455 | | | 36.18 | 16.7 | 8.24 | 117.1 | 6.15 | 216.3 | 81.14 | | |

**WELL CAPACITY** (Gallons Per Foot): **0.75"** = 0.02; **1"** = 0.04; **1.25"** = 0.06; **2"** = 0.16; **3"** = 0.37; **4"** = 0.65; **5"** = 1.02; **6"** = 1.47; **12"** = 5.88

## SAMPLING DATA

| SAMPLED BY (PRINT) / AFFILIATION: Jim Dimitroff / AECOM | SAMPLER(S) SIGNATURE(S): | SAMPLE TIME: 1500 |
|---|---|---|

| PUMP OR TUBING DEPTH IN WELL (feet): | TUBING MATERIAL CODE: LDPE | FIELD-FILTERED: Y (N) Filtration Equipment Type: -- | FILTER SIZE: -- µm |
|---|---|---|---|

FIELD DECONTAMINATION: PUMP (Y) N TUBING Y (N) (replaced) DUPLICATE: Y (N)

| SAMPLE CONTAINER SPECIFICATION | | | | SAMPLE PRESERVATION (including wet ice) | | | INTENDED ANALYSIS AND/OR METHOD | SAMPLING EQUIPMENT CODE | SAMPLE PUMP FLOW RATE (gal per minute) |
|---|---|---|---|---|---|---|---|---|---|
| SAMPLE ID CODE | # CONTAINERS | MATERIAL CODE | VOLUME | PRESERVATIVE USED | TOTAL VOL ADDED IN FIELD (mL) | FINAL pH | | | |
| | 4 | AG | 40 mL | HCl | 40 mL x 4 | | 6200 | ESP | |
| | 3 | AG | 40 mL | HCl | 40 mL x 3 | | VPH | ESP | |
| | 1 | PP | 250 mL | $HNO_3$ | 250 mL | | Lead by 6010 | ESP | |

REMARKS:

**MATERIAL CODES**: **AG** = Amber Glass; **CG** = Clear Glass; **HDPE** = High Density Polyethylene; **LDPE** = Low Density Polyethylene; **PP** = Polypropylene; **S** = Silicone; **T** = Teflon; **O** = Other (Specify)

**SAMPLING EQUIPMENT CODES:** **APP** = After (Through) Peristaltic Pump; **B** = Bailer; **BP** = Bladder Pump; **ESP** = Electric Submersible Pump; **RFPP** = Reverse Flow Peristaltic Pump; **SM** = Straw Method (Tubing Gravity Drain); **O** = Other (Specify)

# GROUNDWATER SAMPLING LOG

| SITE NAME: 2020-L1-2448 Incident | SITE LOCATION: Huntersville, NC | PROJECT NUMBER: 60639876 | WELL NAME: MW-14D | DATE: 1/3/22 |
|---|---|---|---|---|

| WELL DIAMETER (inches): 2 | TUBING DIAMETER (inches): 3/8" | WELL SCREEN INTERVAL DEPTH: 64 ft. to 74 ft. | DEPTH TO WATER (feet): 35.38 | PUMP TYPE OR BAILER: Monsoon |
|---|---|---|---|---|

| 1 WELL VOLUME = (TD-DTW) x WELL CAPACITY | 3 WELL VOLUMES = 1 WELL VOLUME X 3 |
|---|---|
| (_____ ft. - _____ ft.) x _____ gal./ft. = _____ gallons | _____ gallons x 3 = _____ gallons |

| PUMP DEPTH IN WELL (feet): 70 | PURGING INITIATED AT: 1540 | PURGING ENDED AT: 1615 | TOTAL VOLUME PURGED (gallons): 3.5 |
|---|---|---|---|

| EQUIPMENT INFORMATION WATER QUALITY METER | MAKE/MODEL: YSI Pro Quatro | SERIAL #: 21J102397 |
|---|---|---|
| EQUIPMENT INFORMATION OIL/WATER INTERFACE PROBE | MAKE/MODEL: Heron H.OIL | SERIAL #: 01-6624 |

| TIME | VOLUME PURGED (gallons) | PURGE RATE (gpm) | DEPTH TO WATER (feet) | TEMP. (°C) | DO (mg/L) | COND. (µS/cm) | pH (standard units) | ORP (mV) | TURB. (NTU) | COLOR (describe) | ODOR (describe) |
|---|---|---|---|---|---|---|---|---|---|---|---|
| **STABILIZATION CRITERIA:** | | | <0.3 ft. drawdown | within 3% | within 10% or <0.5 mg/L | within 3% | ±0.1 unit | ±10 mV | within 10% or <5 NTU | -- | -- |
| 1540 | 0 | 0.1 | 36.01 | 15.4 | 8.53 | 253.0 | 7.39 | 172.1 | 28.04 | Clear | None |
| 1545 | 0.5 | " | 38.87 | 16.1 | 4.05 | 273.2 | 7.70 | 86.6 | 26.02 | " | " |
| 1550 | 1 | " | 41.24 | 16.1 | 0.94 | 262.1 | 7.63 | 106.5 | 21.99 | " | " |
| 1555 | 1.5 | " | 42.99 | 16.0 | 1.25 | 245.4 | 7.40 | 118.6 | 14.71 | " | " |
| 1600 | 2 | " | 44.30 | 15.7 | 1.29 | 238.0 | 7.32 | 123.6 | 12.01 | " | " |
| 1605 | 2.5 | " | 46.62 | 15.9 | 1.44 | 232.1 | 7.22 | 130.0 | 9.84 | " | " |
| 1610 | 3 | " | 47.14 | 15.8 | 1.39 | 233.1 | 7.21 | 131.0 | 11.44 | " | " |
| 1615 | 3.5 | " | 48.74 | 15.9 | 1.41 | 234.3 | 7.21 | 131.4 | 9.73 | " | " |

**WELL CAPACITY** (Gallons Per Foot): **0.75"** = 0.02; **1"** = 0.04; **1.25"** = 0.06; **2"** = 0.16; **3"** = 0.37; **4"** = 0.65; **5"** = 1.02; **6"** = 1.47; **12"** = 5.88

## SAMPLING DATA

| SAMPLED BY (PRINT) / AFFILIATION: Jim Dimitroff / AECOM | SAMPLER(S) SIGNATURE(S): | SAMPLE TIME: 1620 |
|---|---|---|

| PUMP OR TUBING DEPTH IN WELL (feet): 70 | TUBING MATERIAL CODE: LDPE | FIELD-FILTERED: Y (N) Filtration Equipment Type: -- | FILTER SIZE: -- µm |
|---|---|---|---|

FIELD DECONTAMINATION: PUMP (Y) N TUBING Y (N) (replaced) DUPLICATE: Y (N)

| SAMPLE CONTAINER SPECIFICATION | | | | SAMPLE PRESERVATION (including wet ice) | | | INTENDED ANALYSIS AND/OR METHOD | SAMPLING EQUIPMENT CODE | SAMPLE PUMP FLOW RATE (gal per minute) |
|---|---|---|---|---|---|---|---|---|---|
| SAMPLE ID CODE | # CONTAINERS | MATERIAL CODE | VOLUME | PRESERVATIVE USED | TOTAL VOL ADDED IN FIELD (mL) | FINAL pH | | | |
| MW-14D | 4 | AG | 40 mL | HCl | 40 mL x 4 | 7.21 | 6200 | ESP | 0.1 |
| " | 3 | AG | 40 mL | HCl | 40 mL x 3 | " | VPH | ESP | " |
| " | 1 | PP | 250 mL | $HNO_3$ | 250 mL | " | Lead by 6010 | ESP | " |

REMARKS: Low Recharge

**MATERIAL CODES**: **AG** = Amber Glass; **CG** = Clear Glass; **HDPE** = High Density Polyethylene; **LDPE** = Low Density Polyethylene; **PP** = Polypropylene; **S** = Silicone; **T** = Teflon; **O** = Other (Specify)

**SAMPLING EQUIPMENT CODES:** **APP** = After (Through) Peristaltic Pump; **B** = Bailer; **BP** = Bladder Pump; **ESP** = Electric Submersible Pump; **RFPP** = Reverse Flow Peristaltic Pump; **SM** = Straw Method (Tubing Gravity Drain); **O** = Other (Specify)

# GROUNDWATER SAMPLING LOG

| SITE NAME: 2020-L1-2448 Incident | SITE LOCATION: Huntersville, NC | PROJECT NUMBER: 60639876 | WELL NAME: MW-13 | DATE: 1/7/22 |
|---|---|---|---|---|
| WELL DIAMETER (inches): 2" | TUBING DIAMETER (inches): 3/8" | WELL SCREEN INTERVAL DEPTH: 27.01 feet to 42.01 feet | DEPTH TO WATER (feet): 37.32 | PUMP TYPE OR BAILER: ESP |

**WELL VOLUME PURGE: 1 WELL VOLUME** = (TOTAL WELL DEPTH – STATIC DEPTH TO WATER) X WELL CAPACITY
(only fill out if applicable)

= ( 42.01 feet – 37.32 feet) X 0.16 gallons/foot = 0.75 gallons

| PUMP DEPTH IN WELL (feet): 40.00 | PURGING INITIATED AT: 1330 | PURGING ENDED AT: 1410 | TOTAL VOLUME PURGED (gallons): 4.0 |
|---|---|---|---|

| TIME | VOLUME PURGED (gallons) | PURGE RATE (gpm) | DEPTH TO WATER (feet) | TEMP. (°C) | DO (mg/L) | COND. (µS/cm) | pH (standard units) | ORP (mV) | TURB. (NTU) | COLOR (describe) | ODOR (describe) |
|---|---|---|---|---|---|---|---|---|---|---|---|
| **STABILIZATION CRITERIA:** | | | <0.3 ft. drawdown | within 3% | within 10% or <0.5 mg/L | within 3% | ±0.1 unit | ±10 mV | within 10% or <5 NTU | -- | -- |
| 1330 | 0 | 0.1 | 37.40 | 13.0 | 6.66 | 127.2 | 6.60 | 121.2 | >1100 | light brown | none |
| 1335 | 0.5 | | 37.47 | 13.1 | 6.22 | 124.6 | 6.57 | 123.4 | >1100 | | |
| 1340 | 1.0 | | 37.49 | 13.4 | 6.42 | 118.3 | 6.41 | 124.3 | >1100 | | |
| 1345 | 1.5 | | 37.53 | 13.7 | 6.37 | 104.4 | 6.37 | 125.2 | 752.6 | | |
| 1350 | 2.0 | | 37.57 | 14.6 | 6.30 | 107.6 | 6.38 | 125.6 | 326.3 | | |
| 1355 | 2.5 | | 37.62 | 15.5 | 6.20 | 110.9 | 6.38 | 126.0 | 192.5 | | |
| 1400 | 3.0 | | 37.66 | 16.1 | 6.29 | 112.2 | 6.38 | 126.5 | 90.61 | clear | |
| 1405 | 3.5 | | 37.70 | 16.2 | 6.30 | 113.1 | 6.38 | 126.6 | 90.27 | | |
| 1410 | 4.0 | | 37.74 | 16.2 | 6.32 | 114.3 | 6.39 | 126.8 | 90.13 | | |



**WELL CAPACITY** (Gallons Per Foot): **0.75"** = 0.02; **1"** = 0.04; **1.25"** = 0.06; **2"** = 0.16; **3"** = 0.37; **4"** = 0.65; **5"** = 1.02; **6"** = 1.47; **12"** = 5.88

# SAMPLING DATA

| SAMPLED BY (PRINT) / AFFILIATION: Jacob Miller/AECOM | SAMPLER(S) SIGNATURE(S): | SAMPLE TIME: 1415 |
|---|---|---|
| PUMP OR TUBING DEPTH IN WELL (feet): 40.00 | TUBING MATERIAL CODE: LDPE | FIELD-FILTERED: Y (N) Filtration Equipment Type: -- FILTER SIZE: -- µm |
| FIELD DECONTAMINATION: PUMP (Y) N | TUBING Y (N) (replaced) | DUPLICATE: Y (N) |

| SAMPLE CONTAINER SPECIFICATION | | | | SAMPLE PRESERVATION (including wet ice) | | | | | |
|---|---|---|---|---|---|---|---|---|---|
| SAMPLE ID CODE | # CONTAINERS | MATERIAL CODE | VOLUME | PRESERVATIVE USED | TOTAL VOL ADDED IN FIELD (mL) | FINAL pH | INTENDED ANALYSIS AND/OR METHOD | SAMPLING EQUIPMENT CODE | SAMPLE PUMP FLOW RATE (gal per minute) |
| MW-13 | 4 | AG | 40 mL | HCL | 40 mL x 4 | 6.39 | 6200 | ESP | 0.1 |
| " | 3 | AG | 40 mL | HCL | 40 mL x 3 | " | VPH | " | " |
| " | 1 | PE | 250 mL | $HNO_3$ | 250 mL | " | Lead by 6010 | " | " |

REMARKS: fast recharge

**MATERIAL CODES**: **AG** = Amber Glass; **CG** = Clear Glass; **HDPE** = High Density Polyethylene; **LDPE** = Low Density Polyethylene; **PP** = Polypropylene; **S** = Silicone; **T** = Teflon; **O** = Other (Specify)

**SAMPLING EQUIPMENT CODES:** **APP** = After (Through) Peristaltic Pump; **B** = Bailer; **BP** = Bladder Pump; **ESP** = Electric Submersible Pump; **RFPP** = Reverse Flow Peristaltic Pump; **SM** = Straw Method (Tubing Gravity Drain); **O** = Other (Specify)

# GROUNDWATER SAMPLING LOG

| SITE NAME: 2020-L1-2448 Incident | SITE LOCATION: Huntersville, NC | PROJECT NUMBER: 60639876 | WELL NAME: MW-16 | DATE: 1/4/22 |
|---|---|---|---|---|

| WELL DIAMETER (inches): 4 | TUBING DIAMETER (inches): 3/8 | WELL SCREEN INTERVAL DEPTH: 14.17 ft. to 49.17 ft. | DEPTH TO WATER (feet): 36.09 | PUMP TYPE OR BAILER: Monsoon |
|---|---|---|---|---|

1 WELL VOLUME = (TD-DTW) x WELL CAPACITY

( 49.17 ft. - 36.09 ft.) x 0.65 gal./ft. = 8.5 gallons

3 WELL VOLUMES = 1 WELL VOLUME X 3

8.5 gallons x 3 = 25.6 gallons

| PUMP DEPTH IN WELL (feet): 41 | PURGING INITIATED AT: 1116 | PURGING ENDED AT: 1150 | TOTAL VOLUME PURGED (gallons): 2.5 |
|---|---|---|---|

EQUIPMENT INFORMATION WATER QUALITY METER — MAKE/MODEL: YSI Pro + — SERIAL #: 16F100209

EQUIPMENT INFORMATION OIL/WATER INTERFACE PROBE — MAKE/MODEL: Heron — SERIAL #: 01.7821

| TIME | VOLUME PURGED (gallons) | PURGE RATE (gpm) | DEPTH TO WATER (feet) | TEMP. (°C) | DO (mg/L) | COND. (µS/cm) | pH (standard units) | ORP (mV) | TURB. (NTU) | COLOR (describe) | ODOR (describe) |
|---|---|---|---|---|---|---|---|---|---|---|---|
| **STABILIZATION CRITERIA:** | | | <0.3 ft. drawdown | within 3% | within 10% or <0.5 mg/L | within 3% | ±0.1 unit | ±10 mV | within 10% or <5 NTU | -- | -- |
| 1117 | 0 | 0.1 | 36.56 | 15.9 | 3.21 | 87.1 | 6.19 | 17.0 | 1.11 | Clear | None |
| 1122 | 0.5 | 0.1 | 36.61 | 16.2 | 3.23 | 86.8 | 6.13 | 8.7 | 1.29 | Clear | None |
| 1127 | 1.0 | 0.1 | 36.66 | 16.6 | 3.03 | 88.3 | 6.14 | 3.0 | 0.31 | Clear | None |
| 1132 | 1.5 | 0.1 | 36.69 | 16.7 | 3.03 | 88.8 | 6.16 | 1.37 | 0.04 | Clear | None |
| 1137 | 2 | 0.1 | 36.73 | 16.9 | 3.03 | 89.6 | 6.18 | -4.5 | 0.12 | Clear | None |

**WELL CAPACITY** (Gallons Per Foot): **0.75"** = 0.02; **1"** = 0.04; **1.25"** = 0.06; **2"** = 0.16; **3"** = 0.37; **4"** = 0.65; **5"** = 1.02; **6"** = 1.47; **12"** = 5.88

# SAMPLING DATA

| SAMPLED BY (PRINT) / AFFILIATION: Erik Rygol / AECOM | SAMPLER(S) SIGNATURE(S): | SAMPLE TIME: 1145 |
|---|---|---|

| PUMP OR TUBING DEPTH IN WELL (feet): 41 | TUBING MATERIAL CODE: LDPE | FIELD-FILTERED: Y (N) Filtration Equipment Type: -- | FILTER SIZE: -- µm |
|---|---|---|---|

FIELD DECONTAMINATION: PUMP (Y) N TUBING Y (N replaced) DUPLICATE: Y (N)

| SAMPLE CONTAINER SPECIFICATION | | | | SAMPLE PRESERVATION (including wet ice) | | | INTENDED ANALYSIS AND/OR METHOD | SAMPLING EQUIPMENT CODE | SAMPLE PUMP FLOW RATE (gal per minute) |
|---|---|---|---|---|---|---|---|---|---|
| SAMPLE ID CODE | # CONTAINERS | MATERIAL CODE | VOLUME | PRESERVATIVE USED | TOTAL VOL ADDED IN FIELD (mL) | FINAL pH | | | |
| MW-16 | 4 | AG | 40 mL | HCl | 40 mL x 4 | 6.18 | 6200 | ESP | 0.1 |
| MW-16 | 3 | AG | 40 mL | HCl | 40 mL x 3 | 6.18 | VPH | ESP | 0.1 |
| MW-16 | 1 | PP | 250 mL | $HNO_3$ | 250 mL | 6.18 | Lead by 6010 | ESP | 0.1 |

REMARKS: Slow Recharge, Parameters Stabilized.

**MATERIAL CODES**: **AG** = Amber Glass; **CG** = Clear Glass; **HDPE** = High Density Polyethylene; **LDPE** = Low Density Polyethylene; **PP** = Polypropylene; **S** = Silicone; **T** = Teflon; **O** = Other (Specify)

**SAMPLING EQUIPMENT CODES:** **APP** = After (Through) Peristaltic Pump; **B** = Bailer; **BP** = Bladder Pump; **ESP** = Electric Submersible Pump; **RFPP** = Reverse Flow Peristaltic Pump; **SM** = Straw Method (Tubing Gravity Drain); **O** = Other (Specify)

# GROUNDWATER SAMPLING LOG

| SITE NAME: 2020-L1-2448 Incident | SITE LOCATION: Huntersville, NC | PROJECT NUMBER: 60639876 | WELL NAME: MW-16D | DATE: 01/07/22 |
|---|---|---|---|---|

| WELL DIAMETER (inches): 2" | TUBING DIAMETER (inches): 3/8" | WELL SCREEN INTERVAL DEPTH: ft. to 132.81 ft. | DEPTH TO WATER (feet): 114.42 | PUMP TYPE OR BAILER: Bailer |
|---|---|---|---|---|

1 WELL VOLUME = (TD-DTW) x WELL CAPACITY

( 132.81 ft. - 114.42 ft.) x 0.16 gal./ft. = 2.94 gallons

3 WELL VOLUMES = 1 WELL VOLUME X 3

2.94 gallons x 3 = 8.82 gallons

| PUMP DEPTH IN WELL (feet): N/A | PURGING INITIATED AT: 0900 | PURGING ENDED AT: 0940 | TOTAL VOLUME PURGED (gallons): 3.0 |
|---|---|---|---|

| EQUIPMENT INFORMATION WATER QUALITY METER | MAKE/MODEL: YSI Pro Plus | SERIAL #: 16F100208 |
|---|---|---|
| EQUIPMENT INFORMATION OIL/WATER INTERFACE PROBE | MAKE/MODEL: Heron H.Oil | SERIAL #: 01-7819 |

| TIME | VOLUME PURGED (gallons) | PURGE RATE (gpm) | DEPTH TO WATER (feet) | TEMP. (°C) | DO (mg/L) | COND. (µS/cm) | pH (standard units) | ORP (mV) | TURB. (NTU) | COLOR (describe) | ODOR (describe) |
|---|---|---|---|---|---|---|---|---|---|---|---|
| **STABILIZATION CRITERIA:** | | | <0.3 ft. drawdown | within 3% | within 10% or <0.5 mg/L | within 3% | ±0.1 unit | ±10 mV | within 10% or <5 NTU | -- | -- |
| 0940 | 3.0 | N/A | Dry | 13.1 | 8.11 | 617 | 11.34 | 85.8 | 659.3 | White Cloudy | None |
| 1515 | | N/A | 126.45 | 12.0 | 10.33 | 543 | 11.37 | -46.1 | 773.3 | White Cloudy | None |

Mike deKozlowski 1/7/22

**WELL CAPACITY** (Gallons Per Foot): **0.75"** = 0.02; **1"** = 0.04; **1.25"** = 0.06; **2"** = 0.16; **3"** = 0.37; **4"** = 0.65; **5"** = 1.02; **6"** = 1.47; **12"** = 5.88

# SAMPLING DATA

| SAMPLED BY (PRINT) / AFFILIATION: Mike deKozlowski / AECOM | SAMPLER(S) SIGNATURE(S): Mike deKozlowski | SAMPLE TIME: 1515 |
|---|---|---|
| PUMP OR TUBING DEPTH IN WELL (feet): | TUBING MATERIAL CODE: LDPE | FIELD-FILTERED: Y (N) Filtration Equipment Type: -- FILTER SIZE: -- µm |

FIELD DECONTAMINATION: PUMP (Y) N TUBING Y (N (replaced)) DUPLICATE: (Y) N

| SAMPLE CONTAINER SPECIFICATION | | | | SAMPLE PRESERVATION (including wet ice) | | | INTENDED ANALYSIS AND/OR METHOD | SAMPLING EQUIPMENT CODE | SAMPLE PUMP FLOW RATE (gal per minute) |
|---|---|---|---|---|---|---|---|---|---|
| SAMPLE ID CODE | # CONTAINERS | MATERIAL CODE | VOLUME | PRESERVATIVE USED | TOTAL VOL ADDED IN FIELD (mL) | FINAL pH | | | |
| MW-16D | 4 | AG | 40 mL | HCl | 40 mL x 4 | 11.37 | 6200 | ESP | N/A |
| | 3 | AG | 40 mL | HCl | 40 mL x 3 | | VPH | | |
| | 1 | PP | 250 mL | $HNO_3$ | 250 mL | | Lead by 6010 | | |

REMARKS:

Purged dry @ 0940 after 1 well volume

Recharge: Slow

**MATERIAL CODES**: **AG** = Amber Glass; **CG** = Clear Glass; **HDPE** = High Density Polyethylene; **LDPE** = Low Density Polyethylene; **PP** = Polypropylene; **S** = Silicone; **T** = Teflon; **O** = Other (Specify)

**SAMPLING EQUIPMENT CODES:** **APP** = After (Through) Peristaltic Pump; **B** = Bailer; **BP** = Bladder Pump; **ESP** = Electric Submersible Pump; **RFPP** = Reverse Flow Peristaltic Pump; **SM** = Straw Method (Tubing Gravity Drain); **O** = Other (Specify)

# GROUNDWATER SAMPLING LOG

| SITE NAME: 2020-L1-2448 Incident | SITE LOCATION: Huntersville, NC | PROJECT NUMBER: 60639876 | WELL NAME: MW-17 | DATE: 1/4/22 |
|---|---|---|---|---|

| WELL DIAMETER (inches): 4 | TUBING DIAMETER (inches): 3/8 | WELL SCREEN INTERVAL DEPTH: 13.27 ft. to 53.27 ft. | DEPTH TO WATER (feet): 38.06 | PUMP TYPE OR BAILER: Monsoon |
|---|---|---|---|---|

1 WELL VOLUME = (TD-DTW) x WELL CAPACITY

( 53.27 ft. - 38.06 ft.) x 0.65 gal./ft. = 9.9 gallons

3 WELL VOLUMES = 1 WELL VOLUME X 3

9.9 gallons x 3 = 29.7 gallons

| PUMP DEPTH IN WELL (feet): 43 | PURGING INITIATED AT: 1251 | PURGING ENDED AT: 1330 | TOTAL VOLUME PURGED (gallons): 3.5 |
|---|---|---|---|

EQUIPMENT INFORMATION WATER QUALITY METER — MAKE/MODEL: YSI Pro + SERIAL #: 16F100209

EQUIPMENT INFORMATION OIL/WATER INTERFACE PROBE — MAKE/MODEL: Heron SERIAL #: 01.7821

| TIME | VOLUME PURGED (gallons) | PURGE RATE (gpm) | DEPTH TO WATER (feet) | TEMP. (°C) | DO (mg/L) | COND. (µS/cm) | pH (standard units) | ORP (mV) | TURB. (NTU) | COLOR (describe) | ODOR (describe) |
|---|---|---|---|---|---|---|---|---|---|---|---|
| **STABILIZATION CRITERIA:** | | | <0.3 ft. drawdown | within 3% | within 10% or <0.5 mg/L | within 3% | ±0.1 unit | ±10 mV | within 10% or <5 NTU | -- | -- |
| 1252 | 0 | 0.1 | 38.76 | 16.8 | 2.30 | 55.9 | 5.77 | 13.4 | 3.99 | Clear | None |
| 1257 | 0.5 | 0.1 | 3876 | 16.5 | 2.14 | 57.1 | 5.87 | -4.5 | 3.28 | Clear | None |
| 1302 | 1.0 | 0.1 | 38.76 | 17.8 | 1.53 | 60.0 | 5.82 | 0.3 | 4.33 | Clear | None |
| 1307 | 1.5 | 0.1 | 38.83 | 18.0 | 1.37 | 59.5 | 5.84 | -2.2 | 2.70 | Clear | None |
| 1312 | 2 | 0.1 | 38.86 | 17.4 | 1.14 | 59.9 | 5.81 | 2.3 | 1.09 | Clear | None |
| 1317 | 2.5 | 0.1 | 38.88 | 17.7 | 1.13 | 60.5 | 5.80 | 4.2 | 1.65 | Clear | None |
| 1322 | 3 | 0.1 | 38.91 | 17.6 | 1.13 | 61.1 | 5.80 | 3.8 | 1.64 | Clear | None |
| | | | | | | | | | | | |
| | | | | | | | | | | | |
| | | | | | | | | | | | |
| | | | | | | | | | | | |
| | | | | | | | | | | | |
| | | | | | | | | | | | |
| | | | | | | | | | | | |
| | | | | | | | | | | | |
| | | | | | | | | | | | |
| | | | | | | | | | | | |
| | | | | | | | | | | | |
| | | | | | | | | | | | |
| | | | | | | | | | | | |
| | | | | | | | | | | | |
| | | | | | | | | | | | |
| | | | | | | | | | | | |
| | | | | | | | | | | | |
| | | | | | | | | | | | |

**WELL CAPACITY** (Gallons Per Foot): **0.75"** = 0.02; **1"** = 0.04; **1.25"** = 0.06; **2"** = 0.16; **3"** = 0.37; **4"** = 0.65; **5"** = 1.02; **6"** = 1.47; **12"** = 5.88

# SAMPLING DATA

| SAMPLED BY (PRINT) / AFFILIATION: Erik Rygol / AECOM | SAMPLER(S) SIGNATURE(S): | SAMPLE TIME: 1325 |
|---|---|---|

| PUMP OR TUBING DEPTH IN WELL (feet): 43 | TUBING MATERIAL CODE: LDPE | FIELD-FILTERED: Y (N) Filtration Equipment Type: -- | FILTER SIZE: -- µm |
|---|---|---|---|

FIELD DECONTAMINATION: PUMP (Y) N TUBING Y (N replaced) DUPLICATE: Y (N)

| SAMPLE CONTAINER SPECIFICATION | | | | SAMPLE PRESERVATION (including wet ice) | | | INTENDED ANALYSIS AND/OR METHOD | SAMPLING EQUIPMENT CODE | SAMPLE PUMP FLOW RATE (gal per minute) |
|---|---|---|---|---|---|---|---|---|---|
| SAMPLE ID CODE | # CONTAINERS | MATERIAL CODE | VOLUME | PRESERVATIVE USED | TOTAL VOL ADDED IN FIELD (mL) | FINAL pH | | | |
| MW-17 | 4 | AG | 40 mL | HCl | 40 mL x 4 | 5.80 | 6200 | ESP | 0.1 |
| MW-17 | 3 | AG | 40 mL | HCl | 40 mL x 3 | 5.80 | VPH | ESP | 0.1 |
| MW-17 | 1 | PP | 250 mL | $HNO_3$ | 250 mL | 5.80 | Lead by 6010 | ESP | 0.1 |

REMARKS: Slow recharge, Parameters Stabilized.

**MATERIAL CODES**: **AG** = Amber Glass; **CG** = Clear Glass; **HDPE** = High Density Polyethylene; **LDPE** = Low Density Polyethylene; **PP** = Polypropylene; **S** = Silicone; **T** = Teflon; **O** = Other (Specify)

**SAMPLING EQUIPMENT CODES:** **APP** = After (Through) Peristaltic Pump; **B** = Bailer; **BP** = Bladder Pump; **ESP** = Electric Submersible Pump; **RFPP** = Reverse Flow Peristaltic Pump; **SM** = Straw Method (Tubing Gravity Drain); **O** = Other (Specify)

# GROUNDWATER SAMPLING LOG

| SITE NAME: 2020-L1-2448 Incident | SITE LOCATION: Huntersville, NC | PROJECT NUMBER: 60639876 | WELL NAME: MW-19 | DATE: 1-5-2022 |
|---|---|---|---|---|
| WELL DIAMETER (inches): 4.0 | TUBING DIAMETER (inches): 3/8 | WELL SCREEN INTERVAL DEPTH: 12.86 feet to 32.86 feet | DEPTH TO WATER (feet): 32.95 | PUMP TYPE OR BAILER: ESP |

**WELL VOLUME PURGE:** **1 WELL VOLUME** = (TOTAL WELL DEPTH − STATIC DEPTH TO WATER) X WELL CAPACITY
(only fill out if applicable)

= ( 37.86 feet − 32.95 feet) X 0.653 gallons/foot = 3.20 gallons

| PUMP DEPTH IN WELL (feet): 36.00 | PURGING INITIATED AT: 1350 | PURGING ENDED AT: 1425 | TOTAL VOLUME PURGED (gallons): 2.80 |
|---|---|---|---|

| TIME | VOLUME PURGED (gallons) | PURGE RATE (gpm) | DEPTH TO WATER (feet) | TEMP. (°C) | DO (mg/L) | COND. (µS/cm) | pH (standard units) | ORP (mV) | TURB. (NTU) | COLOR (describe) | ODOR (describe) |
|---|---|---|---|---|---|---|---|---|---|---|---|
| **STABILIZATION CRITERIA:** | | | <0.3 ft. drawdown | within 3% | within 10% or <0.5 mg/L | within 3% | ±0.1 unit | ±10 mV | within 10% or <5 NTU | -- | -- |
| 1350 | initial | 0.08 | 33.32 | 17.4 | 0.30 | 176.6 | 6.92 | -59.8 | 17.16 | Clear | None |
| 1355 | 0.40 | 0.08 | 33.58 | 17.6 | 0.23 | 177.1 | 6.88 | -74.2 | 18.90 | Clear | No |
| 1400 | 0.80 | ↓ | 33.71 | 17.6 | 0.23 | 177.4 | 6.88 | -74.7 | 15.57 | Clear | No |
| 1405 | 1.20 | | 33.85 | 17.9 | 0.24 | 177.9 | 6.88 | -72.5 | 15.24 | Clear | No |
| 1410 | 1.60 | | 34.07 | 18.0 | 0.19 | 177.5 | 6.87 | -70.0 | 9.26 | Clear | No |
| 1415 | 2.00 | | 34.19 | 17.9 | 0.19 | 176.7 | 6.87 | -66.1 | 8.83 | Clear | No |
| 1420 | 2.40 | ↓ | 34.29 | 17.9 | 0.19 | 176.3 | 6.87 | -64.9 | 8.58 | Clear | No |
| 1425 | 2.80 | ↓ | 34.38 | 17.9 | 0.18 | 177.1 | 6.86 | -60.1 | 8.36 | Clear | No |

**WELL CAPACITY** (Gallons Per Foot): **0.75"** = 0.02; **1"** = 0.04; **1.25"** = 0.06; **2"** = 0.16; **3"** = 0.37; **4"** = 0.65; **5"** = 1.02; **6"** = 1.47; **12"** = 5.88

## SAMPLING DATA

| SAMPLED BY (PRINT) / AFFILIATION: Randy Morgan AECOM | SAMPLER(S) SIGNATURE(S): Randy Morgan | SAMPLE TIME: 1430 |
|---|---|---|
| PUMP OR TUBING DEPTH IN WELL (feet): 36.00 | TUBING MATERIAL CODE: LDPE | FIELD-FILTERED: Y (N) Filtration Equipment Type: metals 0.7µ FILTER SIZE: 45 µm dissolved |
| FIELD DECONTAMINATION: PUMP (Y) N | TUBING Y (N) (replaced) | DUPLICATE: Y (N) |

| SAMPLE CONTAINER SPECIFICATION | | | | SAMPLE PRESERVATION (including wet ice) | | | | | |
|---|---|---|---|---|---|---|---|---|---|
| SAMPLE ID CODE | # CONTAINERS | MATERIAL CODE | VOLUME | PRESERVATIVE USED | TOTAL VOL ADDED IN FIELD (mL) | FINAL pH | INTENDED ANALYSIS AND/OR METHOD | SAMPLING EQUIPMENT CODE | SAMPLE PUMP FLOW RATE (gal per minute) |
| MW-19 | 4 | AG | 40 mL | HCL | 40 mL x 4 | 6.86 | 6200 | ESP | 0.08 |
| MW-19 | 3 | AG | 40 mL | HCL | 40 mL x 3 | 6.86 | VPH | ESP | 0.08 |
| MW-19 | 1 | PE | 250 mL | $HNO_3$ | 250 mL | 6.86 | Lead by 6010 | ESP | 0.08 |
| | | | | | | | | ESP | 0.08 |

REMARKS: MW-19 Microbial MNA Low yield well

**MATERIAL CODES:** **AG** = Amber Glass; **CG** = Clear Glass; **HDPE** = High Density Polyethylene; **LDPE** = Low Density Polyethylene; **PP** = Polypropylene; **S** = Silicone; **T** = Teflon; **O** = Other (Specify)

**SAMPLING EQUIPMENT CODES:** **APP** = After (Through) Peristaltic Pump; **B** = Bailer; **BP** = Bladder Pump; **ESP** = Electric Submersible Pump; **RFPP** = Reverse Flow Peristaltic Pump; **SM** = Straw Method (Tubing Gravity Drain); **O** = Other (Specify)

# GROUNDWATER SAMPLING LOG

| SITE NAME: 2020-L1-2448 Incident | SITE LOCATION: Huntersville, NC | PROJECT NUMBER: 60639876 | WELL NAME: MW-20 | DATE: 1/6/22 |
|---|---|---|---|---|
| WELL DIAMETER (inches): 2" | TUBING DIAMETER (inches): | WELL SCREEN INTERVAL DEPTH: 35.07 feet to 50.07 feet | DEPTH TO WATER (feet): 47.40 | PUMP TYPE OR BAILER: Bailer |

**WELL VOLUME PURGE: 1 WELL VOLUME** = (TOTAL WELL DEPTH – STATIC DEPTH TO WATER) X WELL CAPACITY
(only fill out if applicable)
= ( 50.07 feet – 47.40 feet) X 0.16 gallons/foot = 0.43 gallons

| PUMP DEPTH IN WELL (feet): | PURGING INITIATED AT: 905 | PURGING ENDED AT: 910 | TOTAL VOLUME PURGED (gallons): 1.29 |
|---|---|---|---|

| TIME | VOLUME PURGED (gallons) | PURGE RATE (gpm) | DEPTH TO WATER (feet) | TEMP. (°C) | DO (mg/L) | COND. (µS/cm) | pH (standard units) | ORP (mV) | TURB. (NTU) | COLOR (describe) | ODOR (describe) |
|---|---|---|---|---|---|---|---|---|---|---|---|
| **STABILIZATION CRITERIA:** | | | <0.3 ft. drawdown | within 3% | within 10% or <0.5 mg/L | within 3% | ±0.1 unit | ±10 mV | within 10% or <5 NTU | -- | -- |
| 905 | | | | 15.1 | 10.42 | 149.9 | 6.66 | 137.2 | 29.54 | clear | none |
| 907 | | | | 15.6 | 7.16 | 137.0 | 6.57 | 135.4 | 5350 | light brown | " |
| 910 | | | | 15.3 | 5.95 | 137.8 | 6.71 | 133.2 | 787.7 | " | " |
| 1310 | | | | 15.0 | 6.02 | 138.1 | 6.68 | 134.3 | 855.3 | " | " |

**WELL CAPACITY** (Gallons Per Foot): **0.75"** = 0.02; **1"** = 0.04; **1.25"** = 0.06; **2"** = 0.16; **3"** = 0.37; **4"** = 0.65; **5"** = 1.02; **6"** = 1.47; **12"** = 5.88

# SAMPLING DATA

| SAMPLED BY (PRINT) / AFFILIATION: Jacob Miller / AECOM | SAMPLER(S) SIGNATURE(S): | SAMPLE TIME: 1310 |
|---|---|---|
| PUMP OR TUBING DEPTH IN WELL (feet): | TUBING MATERIAL CODE: | FIELD-FILTERED: Y (N) Filtration Equipment Type: -- FILTER SIZE: -- µm |
| FIELD DECONTAMINATION: PUMP Y N | TUBING Y N (replaced) | DUPLICATE: Y (N) |

| SAMPLE CONTAINER SPECIFICATION | | | | SAMPLE PRESERVATION (including wet ice) | | | | | |
|---|---|---|---|---|---|---|---|---|---|
| SAMPLE ID CODE | # CONTAINERS | MATERIAL CODE | VOLUME | PRESERVATIVE USED | TOTAL VOL ADDED IN FIELD (mL) | FINAL pH | INTENDED ANALYSIS AND/OR METHOD | SAMPLING EQUIPMENT CODE | SAMPLE PUMP FLOW RATE (gal per minute) |
| MW-20 | 4 | AG | 40 mL | HCL | 40 mL x 4 | 6.68 | 6200 | B | |
| " | 3 | AG | 40 mL | HCL | 40 mL x 3 | " | VPH | " | |
| " | 1 | PE | 250 mL | $HNO_3$ | 250 mL | " | Lead by 6010 | " | |

REMARKS: Moderate recharge, bailed 3 vol. then sampled

**MATERIAL CODES**: **AG** = Amber Glass; **CG** = Clear Glass; **HDPE** = High Density Polyethylene; **LDPE** = Low Density Polyethylene; **PP** = Polypropylene; **S** = Silicone; **T** = Teflon; **O** = Other (Specify)

**SAMPLING EQUIPMENT CODES:** **APP** = After (Through) Peristaltic Pump; **B** = Bailer; **BP** = Bladder Pump; **ESP** = Electric Submersible Pump; **RFPP** = Reverse Flow Peristaltic Pump; **SM** = Straw Method (Tubing Gravity Drain); **O** = Other (Specify)

# GROUNDWATER SAMPLING LOG

| SITE NAME: 2020-L1-2448 Incident | SITE LOCATION: Huntersville, NC | PROJECT NUMBER: 60639876 | WELL NAME: MW-21 | DATE: 01/04/22 |
|---|---|---|---|---|
| WELL DIAMETER (inches): 4" | TUBING DIAMETER (inches): 3/8" | WELL SCREEN INTERVAL DEPTH: 18.08 feet to 53.08 feet | DEPTH TO WATER (feet): 32.76 | PUMP TYPE OR BAILER: ESP |

**WELL VOLUME PURGE: 1 WELL VOLUME** = (TOTAL WELL DEPTH – STATIC DEPTH TO WATER) X WELL CAPACITY
(only fill out if applicable)

= ( 53.08 feet – 32.76 feet) X 0.65 gallons/foot = 13.21 gallons

| PUMP DEPTH IN WELL (feet): 37.76 | PURGING INITIATED AT: 1430 | PURGING ENDED AT: 1500 | TOTAL VOLUME PURGED (gallons): 3.0 |
|---|---|---|---|

| TIME | VOLUME PURGED (gallons) | PURGE RATE (gpm) | DEPTH TO WATER (feet) | TEMP. (°C) | DO (mg/L) | COND. (µS/cm) | pH (standard units) | ORP (mV) | TURB. (NTU) | COLOR (describe) | ODOR (describe) |
|---|---|---|---|---|---|---|---|---|---|---|---|
| **STABILIZATION CRITERIA:** | | | <0.3 ft. drawdown | within 3% | within 10% or <0.5 mg/L | within 3% | ±0.1 unit | ±10 mV | within 10% or <5 NTU | -- | -- |
| 1430 | 0 | 0.1 | 33.02 | 15.6 | 7.72 | 164.2 | 6.46 | 149.3 | 4.07 | Clear | none |
| 1435 | 0.5 | | 33.08 | 15.9 | 7.47 | 161.9 | 6.44 | 147.3 | 0.43 | | |
| 1440 | 1.0 | | 33.20 | 17.1 | 6.83 | 168.1 | 6.43 | 147.9 | 0.01 | | |
| 1445 | 1.5 | | 33.25 | 17.0 | 6.45 | 166.3 | 6.42 | 147.2 | 0.0 | | |
| 1450 | 2.0 | | 33.30 | 16.8 | 6.27 | 165.8 | 6.42 | 146.8 | 0.0 | | |
| 1455 | 2.5 | | 33.35 | 16.8 | 6.13 | 166.0 | 6.42 | 147.0 | 0.0 | | |
| 1500 | 3.0 | | 33.40 | 16.8 | 6.09 | 166.5 | 6.42 | 147.2 | 0.0 | | |

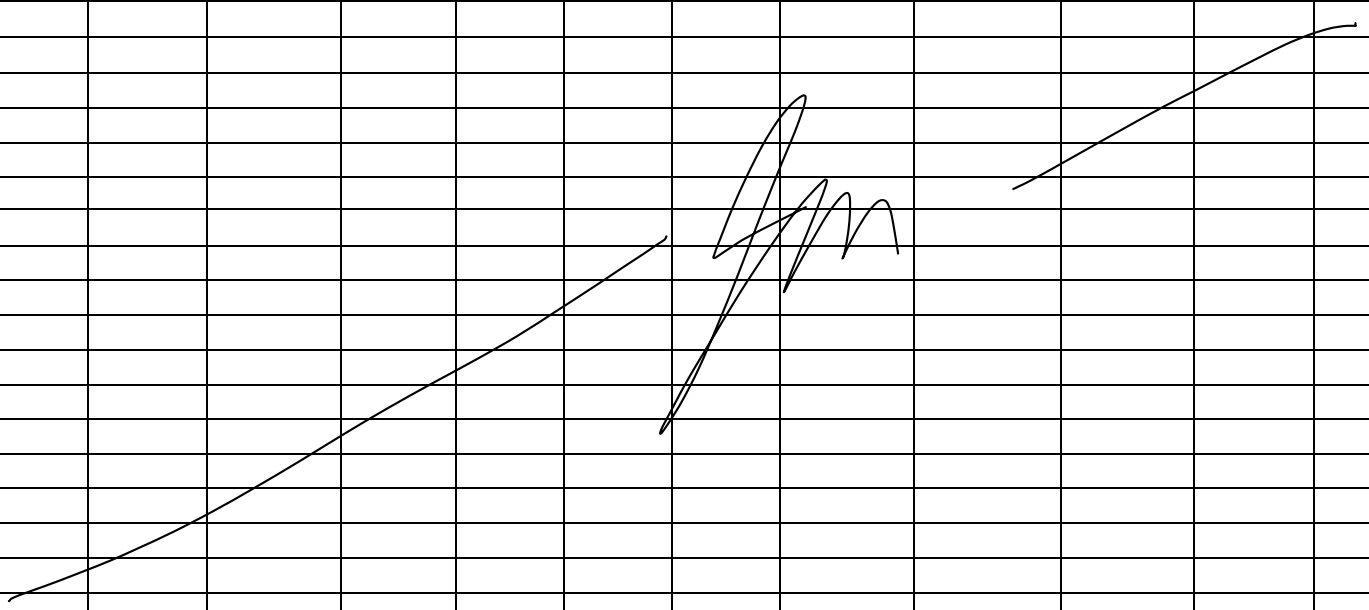

**WELL CAPACITY** (Gallons Per Foot): **0.75"** = 0.02; **1"** = 0.04; **1.25"** = 0.06; **2"** = 0.16; **3"** = 0.37; **4"** = 0.65; **5"** = 1.02; **6"** = 1.47; **12"** = 5.88

# SAMPLING DATA

| SAMPLED BY (PRINT) / AFFILIATION: Jacob Miller/AECOM | SAMPLER(S) SIGNATURE(S): | SAMPLE TIME: 1505 |
|---|---|---|
| PUMP OR TUBING DEPTH IN WELL (feet): 37.76 | TUBING MATERIAL CODE: LDPE | FIELD-FILTERED: Y (N) Filtration Equipment Type: -- FILTER SIZE: -- µm |
| FIELD DECONTAMINATION: PUMP (Y) N TUBING Y (N) (replaced) | | DUPLICATE: Y (N) |

| SAMPLE CONTAINER SPECIFICATION | | | | SAMPLE PRESERVATION (including wet ice) | | | | | |
|---|---|---|---|---|---|---|---|---|---|
| SAMPLE ID CODE | # CONTAINERS | MATERIAL CODE | VOLUME | PRESERVATIVE USED | TOTAL VOL ADDED IN FIELD (mL) | FINAL pH | INTENDED ANALYSIS AND/OR METHOD | SAMPLING EQUIPMENT CODE | SAMPLE PUMP FLOW RATE (gal per minute) |
| MW-21 | 4 | AG | 40 mL | HCL | 40 mL x 4 | 6.42 | 6200 | ESP | 0.1 |
| " | 3 | AG | 40 mL | HCL | 40 mL x 3 | | VPH | " | " |
| " | 1 | PE | 250 mL | $HNO_3$ | 250 mL | | Lead by 6010 | " | " |

REMARKS:

**MATERIAL CODES**: **AG** = Amber Glass; **CG** = Clear Glass; **HDPE** = High Density Polyethylene; **LDPE** = Low Density Polyethylene; **PP** = Polypropylene; **S** = Silicone; **T** = Teflon; **O** = Other (Specify)

**SAMPLING EQUIPMENT CODES:** **APP** = After (Through) Peristaltic Pump; **B** = Bailer; **BP** = Bladder Pump; **ESP** = Electric Submersible Pump; **RFPP** = Reverse Flow Peristaltic Pump; **SM** = Straw Method (Tubing Gravity Drain); **O** = Other (Specify)

# GROUNDWATER SAMPLING LOG

| SITE NAME: 2020-L1-2448 Incident | SITE LOCATION: Huntersville, NC | PROJECT NUMBER: 60639876 | WELL NAME: MW-23 | DATE: 1-5-2022 |
|---|---|---|---|---|
| WELL DIAMETER (inches): 2.0 | TUBING DIAMETER (inches): 3/8 | WELL SCREEN INTERVAL DEPTH: 37.59 feet to 47.59 feet | DEPTH TO WATER (feet): 31.60 | PUMP TYPE OR BAILER: ESP |

**WELL VOLUME PURGE: 1 WELL VOLUME** = (TOTAL WELL DEPTH − STATIC DEPTH TO WATER) X WELL CAPACITY
(only fill out if applicable)

= 47.59 feet − 31.60 feet) X 0.163 gallons/foot = 2.60 gallons

| PUMP DEPTH IN WELL (feet): 40.0 | PURGING INITIATED AT: 1545 | PURGING ENDED AT: 1650 | TOTAL VOLUME PURGED (gallons): 5.60 |
|---|---|---|---|

| TIME | VOLUME PURGED (gallons) | PURGE RATE (gpm) | DEPTH TO WATER (feet) | TEMP. (°C) | DO (mg/L) | COND. (µS/cm) | pH (standard units) | ORP (mV) | TURB. (NTU) | COLOR (describe) | ODOR (describe) |
|---|---|---|---|---|---|---|---|---|---|---|---|
| **STABILIZATION CRITERIA:** | | | <0.3 ft. drawdown | within 3% | within 10% or <0.5 mg/L | within 3% | ±0.1 unit | ±10 mV | within 10% or <5 NTU | -- | -- |
| 1545 | initial | 0.08 | 31.94 | 17.2 | 7.65 | 75.4 | 6.75 | 111.7 | 21.43 | Clear | NO |
| 1550 | 0.40 | 0.08 | 31.48 | 17.5 | 7.53 | 77.2 | 6.63 | 136.5 | 187.1 | Cloudy | |
| 1555 | 0.80 | | 32.18 | 17.8 | 7.26 | 77.8 | 6.63 | 155.8 | 149.7 | Cloudy | |
| 1600 | 1.20 | | 32.23 | 17.9 | 6.92 | 79.2 | 6.60 | 162.9 | 117.7 | Cloudy | |
| 1605 | 1.60 | | 32.24 | 17.9 | 7.13 | 81.4 | 6.61 | 166.4 | 94.29 | Cloudy | |
| 1610 | 2.00 | | 32.24 | 18.1 | 7.40 | 84.5 | 6.60 | 167.7 | 71.63 | Cloudy | |
| 1615 | 2.40 | | 32.39 | 18.1 | 7.36 | 81.9 | 6.60 | 165.0 | 129.6 | Cloudy | |
| 1620 | 2.80 | | 32.45 | 18.1 | 7.33 | 81.3 | 6.59 | 162.1 | 182.4 | Cloudy | |
| 1625 | 3.20 | | 32.40 | 18.0 | 8.05 | 78.7 | 6.57 | 172.1 | 43.09 | Clear | |
| 1630 | 3.60 | | 33.14 | 17.9 | 8.07 | 79.8 | 6.55 | 174.6 | 38.71 | Clear | |
| 1635 | 4.00 | | 33.32 | 18.0 | 8.05 | 81.9 | 6.59 | 179.0 | 40.73 | Clear | |
| 1640 | 4.40 | | 33.45 | 17.9 | 8.04 | 83.0 | 6.59 | 182.5 | 45.60 | Clear | |
| 1645 | 4.80 | | 33.54 | 17.9 | 8.08 | 83.2 | 6.59 | 184.7 | 44.13 | ~~Clear~~ Cloudy | |
| 1650 | 5.20 | | 33.66 | 17.9 | 8.09 | 83.5 | 6.59 | 179.9 | 93.88 | Cloudy | |
| 1650 | 5.60 | | 33.77 | 17.8 | 8.07 | 84.4 | 6.59 | 180.3 | 90.19 | Cloudy | |

**WELL CAPACITY** (Gallons Per Foot): **0.75"** = 0.02; **1"** = 0.04; **1.25"** = 0.06; **2"** = 0.16; **3"** = 0.37; **4"** = 0.65; **5"** = 1.02; **6"** = 1.47; **12"** = 5.88

## SAMPLING DATA

| SAMPLED BY (PRINT) / AFFILIATION: Randy Morgan / AECOM | SAMPLER(S) SIGNATURE(S): Randy Morgan | SAMPLE TIME: 1655 |
|---|---|---|
| PUMP OR TUBING DEPTH IN WELL (feet): 40.00 | TUBING MATERIAL CODE: LDPE | FIELD-FILTERED: Y (N) Filtration Equipment Type: -- FILTER SIZE: -- µm |
| FIELD DECONTAMINATION: PUMP (Y) N | TUBING Y (N) (replaced) | DUPLICATE: Y (N) |

| SAMPLE CONTAINER SPECIFICATION | | | | SAMPLE PRESERVATION (including wet ice) | | | | | |
|---|---|---|---|---|---|---|---|---|---|
| SAMPLE ID CODE | # CONTAINERS | MATERIAL CODE | VOLUME | PRESERVATIVE USED | TOTAL VOL ADDED IN FIELD (mL) | FINAL pH | INTENDED ANALYSIS AND/OR METHOD | SAMPLING EQUIPMENT CODE | SAMPLE PUMP FLOW RATE (gal per minute) |
| MW-23 | 4 | AG | 40 mL | HCL | 40 mL x 4 | 6.59 | 6200 | ESP | 0.08 |
| MW-23 | 3 | AG | 40 mL | HCL | 40 mL x 3 | 6.59 | VPH | ESP | 0.08 |
| MW-23 | 1 | PE | 250 mL | $HNO_3$ | 250 mL | 6.59 | Lead by 6010 | ESP | 0.08 |

REMARKS: Low yield well, High turbidity within 10%, end of day to late to continue.

**MATERIAL CODES:** **AG** = Amber Glass; **CG** = Clear Glass; **HDPE** = High Density Polyethylene; **LDPE** = Low Density Polyethylene; **PP** = Polypropylene; **S** = Silicone; **T** = Teflon; **O** = Other (Specify)

**SAMPLING EQUIPMENT CODES:** **APP** = After (Through) Peristaltic Pump; **B** = Bailer; **BP** = Bladder Pump; **ESP** = Electric Submersible Pump; **RFPP** = Reverse Flow Peristaltic Pump; **SM** = Straw Method (Tubing Gravity Drain); **O** = Other (Specify)

# GROUNDWATER SAMPLING LOG

| SITE NAME | SITE LOCATION | PROJECT NUMBER | WELL NAME | DATE |
|---|---|---|---|---|
| 2020-L1-2448 Incident | Huntersville, NC | 60639876 | MW-25 | 01/03/22 |

| WELL DIAMETER (inches) | TUBING DIAMETER (inches) | WELL SCREEN INTERVAL DEPTH | DEPTH TO WATER (feet) | PUMP TYPE OR BAILER |
|---|---|---|---|---|
| 2 | 3/8 | 45.14 ft. to 60.14 ft. | 49.39 | Monsoon XL |

1 WELL VOLUME = (TD-DTW) x WELL CAPACITY

(60.14 ft. - 49.39 ft.) x 0.16 gal./ft. = 1.72 gallons

3 WELL VOLUMES = 1 WELL VOLUME X 3

1.72 gallons x 3 = 5.16 gallons

| PUMP DEPTH IN WELL (feet) | PURGING INITIATED AT | PURGING ENDED AT | TOTAL VOLUME PURGED (gallons) |
|---|---|---|---|
| 54.39 | 1550 | 1620 | 3.0 |

| EQUIPMENT INFORMATION WATER QUALITY METER | MAKE/MODEL | SERIAL # | EQUIPMENT INFORMATION OIL/WATER INTERFACE PROBE | MAKE/MODEL | SERIAL # |
|---|---|---|---|---|---|
| | YSI PRO+ / Quatro | 15B1022264 | | Heron Instruments H.Oil | 01-5285 |

| TIME | VOLUME PURGED (gallons) | PURGE RATE (gpm) | DEPTH TO WATER (feet) | TEMP. (°C) | DO (mg/L) | COND. (µS/cm) | pH (standard units) | ORP (mV) | TURB. (NTU) | COLOR (describe) | ODOR (describe) |
|---|---|---|---|---|---|---|---|---|---|---|---|
| **STABILIZATION CRITERIA:** | | | <0.3 ft. drawdown | within 3% | within 10% or <0.5 mg/L | within 3% | ±0.1 unit | ±10 mV | within 10% or <5 NTU | -- | -- |
| 1600 | 1.0 | 0.1 | 49.80 | 17.0 | 2.83 | 319.8 | 6.23 | 127.7 | 484.8 | brown | None |
| 1605 | 0.5 | ↓ | 49.91 | 17.2 | 2.51 | 317.8 | 6.22 | 124.1 | 895.2 | ↓ | ↓ |
| 1610 | ↓ | ↓ | 49.93 | 17.3 | 2.62 | 316.1 | 6.18 | 120.6 | 321.8 | ↓ | ↓ |
| 1615 | ↓ | ↓ | 50.02 | 17.1 | 3.00 | 313.8 | 6.18 | 120.3 | 317.4 | ↓ | ↓ |
| 1620 | ↓ | ↓ | 50.00 | 17.4 | 3.19 | 311.9 | 6.15 | 119.9 | 315.5 | ↓ | ↓ |

**WELL CAPACITY** (Gallons Per Foot): **0.75"** = 0.02; **1"** = 0.04; **1.25"** = 0.06; **2"** = 0.16; **3"** = 0.37; **4"** = 0.65; **5"** = 1.02; **6"** = 1.47; **12"** = 5.88

# SAMPLING DATA

| SAMPLED BY (PRINT) / AFFILIATION | SAMPLER(S) SIGNATURE(S) | SAMPLE TIME |
|---|---|---|
| Emilia Torrellas / AECOM | Emilia A. Torrellas | 1620 |

| PUMP OR TUBING DEPTH IN WELL (feet) | TUBING MATERIAL CODE | FIELD-FILTERED: Y (N) Filtration Equipment Type: -- | FILTER SIZE |
|---|---|---|---|
| 54.39 | LDPE | | -- µm |

FIELD DECONTAMINATION: PUMP (Y) N TUBING (Y) N (replaced)

DUPLICATE: Y (N)

| SAMPLE CONTAINER SPECIFICATION | | | | SAMPLE PRESERVATION (including wet ice) | | | | | |
|---|---|---|---|---|---|---|---|---|---|
| SAMPLE ID CODE | # CONTAINERS | MATERIAL CODE | VOLUME | PRESERVATIVE USED | TOTAL VOL ADDED IN FIELD (mL) | FINAL pH | INTENDED ANALYSIS AND/OR METHOD | SAMPLING EQUIPMENT CODE | SAMPLE PUMP FLOW RATE (gal per minute) |
| MW-25 | 4 | AG | 40 mL | HCl | 40 mL x 4 | 6.15 | 6200 | ESP | 0.1 |
| ↓ | 3 | AG | 40 mL | HCl | 40 mL x 3 | ↓ | VPH | ↓ | ↓ |
| ↓ | 1 | PP | 250 mL | $HNO_3$ | 250 mL | ↓ | Lead by 6010 | ↓ | ↓ |

REMARKS:

Slow recharge

**MATERIAL CODES**: **AG** = Amber Glass; **CG** = Clear Glass; **HDPE** = High Density Polyethylene; **LDPE** = Low Density Polyethylene; **PP** = Polypropylene; **S** = Silicone; **T** = Teflon; **O** = Other (Specify)

**SAMPLING EQUIPMENT CODES**: **APP** = After (Through) Peristaltic Pump; **B** = Bailer; **BP** = Bladder Pump; **ESP** = Electric Submersible Pump; **RFPP** = Reverse Flow Peristaltic Pump; **SM** = Straw Method (Tubing Gravity Drain); **O** = Other (Specify)

# GROUNDWATER SAMPLING LOG

| SITE NAME: 2020-L1-2448 Incident | SITE LOCATION: Huntersville, NC | PROJECT NUMBER: 60639876 | WELL NAME: MW-25D | DATE: 01/06/22 |
|---|---|---|---|---|

| WELL DIAMETER (inches): 2" | TUBING DIAMETER (inches): 3/8" | WELL SCREEN INTERVAL DEPTH: 113.71 ft. to 123.71 ft. | DEPTH TO WATER (feet): 54.98 | PUMP TYPE OR BAILER: Bladder |
|---|---|---|---|---|

1 WELL VOLUME = (TD-DTW) x WELL CAPACITY

( 123.71 ft. - 54.98 ft.) x 0.16 gal./ft. = 11 gallons

3 WELL VOLUMES = 1 WELL VOLUME X 3

11 gallons x 3 = 33 gallons

| PUMP DEPTH IN WELL (feet): 118 | PURGING INITIATED AT: 1350 | PURGING ENDED AT: 1430 | TOTAL VOLUME PURGED (gallons): 3.2 |
|---|---|---|---|

EQUIPMENT INFORMATION WATER QUALITY METER — MAKE/MODEL: YSI Pro Plus; SERIAL #: 16F100208

EQUIPMENT INFORMATION OIL/WATER INTERFACE PROBE — MAKE/MODEL: Heron H.Oil; SERIAL #: 01-7819

| TIME | VOLUME PURGED (gallons) | PURGE RATE (gpm) | DEPTH TO WATER (feet) | TEMP. (°C) | DO (mg/L) | COND. (µS/cm) | pH (standard units) | ORP (mV) | TURB. (NTU) | COLOR (describe) | ODOR (describe) |
|---|---|---|---|---|---|---|---|---|---|---|---|
| **STABILIZATION CRITERIA:** | | | <0.3 ft. drawdown | within 3% | within 10% or <0.5 mg/L | within 3% | ±0.1 unit | ±10 mV | within 10% or <5 NTU | -- | -- |
| 1400 | 0.8 | 0.08 | 56.56 | 16.2 | 3.98 | 464.6 | 7.52 | 113.5 | 2.58 | Clear | None |
| 1405 | 1.2 | | 57.48 | 16.3 | 3.62 | 461.1 | 7.50 | 113.7 | 1.23 | | |
| 1410 | 1.6 | | 58.31 | 16.3 | 3.34 | 441.2 | 7.44 | 113.0 | 0.00 | | |
| 1415 | 2.0 | | 59.07 | 16.4 | 3.12 | 430.9 | 7.42 | 110.5 | 0.00 | | |
| 1420 | 2.4 | | 59.42 | 16.4 | 2.95 | 416.6 | 7.38 | 109.0 | 0.00 | | |
| 1425 | 2.8 | | 59.60 | 16.3 | 2.83 | 409.7 | 7.37 | 106.8 | 0.00 | | |
| 1430 | 3.2 | | 59.70 | 16.3 | 2.83 | 406.2 | 7.36 | 105.0 | 0.00 | | |

Mike de Kozlowski 1/6/22

**WELL CAPACITY** (Gallons Per Foot): **0.75"** = 0.02; **1"** = 0.04; **1.25"** = 0.06; **2"** = 0.16; **3"** = 0.37; **4"** = 0.65; **5"** = 1.02; **6"** = 1.47; **12"** = 5.88

# SAMPLING DATA

| SAMPLED BY (PRINT) / AFFILIATION: Mike de Kozlowski / AECOM | SAMPLER(S) SIGNATURE(S): Mike de Kozlowski | SAMPLE TIME: 1440 |
|---|---|---|

| PUMP OR TUBING DEPTH IN WELL (feet): 118 | TUBING MATERIAL CODE: LDPE | FIELD-FILTERED: Y (N) Filtration Equipment Type: -- | FILTER SIZE: -- µm |
|---|---|---|---|

FIELD DECONTAMINATION: PUMP (Y) N TUBING Y (N (replaced)) DUPLICATE: (Y) N

| SAMPLE CONTAINER SPECIFICATION | | | | SAMPLE PRESERVATION (including wet ice) | | | INTENDED ANALYSIS AND/OR METHOD | SAMPLING EQUIPMENT CODE | SAMPLE PUMP FLOW RATE (gal per minute) |
|---|---|---|---|---|---|---|---|---|---|
| SAMPLE ID CODE | # CONTAINERS | MATERIAL CODE | VOLUME | PRESERVATIVE USED | TOTAL VOL ADDED IN FIELD (mL) | FINAL pH | | | |
| MW-25D | 4 | AG | 40 mL | HCl | 40 mL x 4 | 7.36 | 6200 | ESP | 0.08 |
| | 3 | AG | 40 mL | HCl | 40 mL x 3 | | VPH | | |
| | 1 | PP | 250 mL | $HNO_3$ | 250 mL | | Lead by 6010 | | |

REMARKS:

DUP-1-20220106 collected (VPH, 6200, Lead) MNA collected Recharge: Moderate

**MATERIAL CODES**: **AG** = Amber Glass; **CG** = Clear Glass; **HDPE** = High Density Polyethylene; **LDPE** = Low Density Polyethylene; **PP** = Polypropylene; **S** = Silicone; **T** = Teflon; **O** = Other (Specify)

**SAMPLING EQUIPMENT CODES:** **APP** = After (Through) Peristaltic Pump; **B** = Bailer; **BP** = Bladder Pump; **ESP** = Electric Submersible Pump; **RFPP** = Reverse Flow Peristaltic Pump; **SM** = Straw Method (Tubing Gravity Drain); **O** = Other (Specify)

# GROUNDWATER SAMPLING LOG

| SITE NAME: 2020-L1-2448 Incident | SITE LOCATION: Huntersville, NC | PROJECT NUMBER: 60639876 | WELL NAME: MW-27 | DATE: 1/6/22 |
|---|---|---|---|---|
| WELL DIAMETER (inches): 2" | TUBING DIAMETER (inches): | WELL SCREEN INTERVAL DEPTH: 29.90 feet to 44.90 feet | DEPTH TO WATER (feet): 43.60 | PUMP TYPE OR BAILER: Bailer |

**WELL VOLUME PURGE: 1 WELL VOLUME** = (TOTAL WELL DEPTH – STATIC DEPTH TO WATER) X WELL CAPACITY
(only fill out if applicable)
= ( 44.90 feet – 43.60 feet) X 0.16 gallons/foot = 0.21 gallons

| PUMP DEPTH IN WELL (feet): | PURGING INITIATED AT: | PURGING ENDED AT: | TOTAL VOLUME PURGED (gallons): |
|---|---|---|---|

| TIME | VOLUME PURGED (gallons) | PURGE RATE (gpm) | DEPTH TO WATER (feet) | TEMP. (°C) | DO (mg/L) | COND. (µS/cm) | pH (standard units) | ORP (mV) | TURB. (NTU) | COLOR (describe) | ODOR (describe) |
|---|---|---|---|---|---|---|---|---|---|---|---|
| **STABILIZATION CRITERIA:** | | | <0.3 ft. drawdown | within 3% | within 10% or <0.5 mg/L | within 3% | ±0.1 unit | ±10 mV | within 10% or <5 NTU | -- | -- |
| 935 | | | | 15.0 | 6.50 | 117.2 | 6.51 | 138.8 | 862.7 | light brown | none |
| 941 | | | | 14.9 | 7.07 | 118.1 | 6.53 | 137.7 | >1100 | | |
| 946 | | | | 15.1 | 6.84 | 119.0 | 6.53 | 137.6 | >1100 | | |
| 1400 | | | | 15.0 | 6.80 | 120.7 | 6.55 | 138.3 | 853.7 | | |

**WELL CAPACITY** (Gallons Per Foot): **0.75"** = 0.02; **1"** = 0.04; **1.25"** = 0.06; **2"** = 0.16; **3"** = 0.37; **4"** = 0.65; **5"** = 1.02; **6"** = 1.47; **12"** = 5.88

# SAMPLING DATA

| SAMPLED BY (PRINT) / AFFILIATION: | SAMPLER(S) SIGNATURE(S): | SAMPLE TIME: |
|---|---|---|
| Jacob Miller / AECOM | | 1400 |

| PUMP OR TUBING DEPTH IN WELL (feet): | TUBING MATERIAL CODE: | FIELD-FILTERED: Y (N) Filtration Equipment Type: -- | FILTER SIZE: -- µm |
|---|---|---|---|

FIELD DECONTAMINATION: PUMP Y N TUBING Y N (replaced) DUPLICATE: Y (N)

| SAMPLE CONTAINER SPECIFICATION | | | | SAMPLE PRESERVATION (including wet ice) | | | INTENDED ANALYSIS AND/OR METHOD | SAMPLING EQUIPMENT CODE | SAMPLE PUMP FLOW RATE (gal per minute) |
|---|---|---|---|---|---|---|---|---|---|
| SAMPLE ID CODE | # CONTAINERS | MATERIAL CODE | VOLUME | PRESERVATIVE USED | TOTAL VOL ADDED IN FIELD (mL) | FINAL pH | | | |
| MW-27 | 4 | AG | 40 mL | HCL | 40 mL x 4 | 6.55 | 6200 | B | |
| | 3 | AG | 40 mL | HCL | 40 mL x 3 | | VPH | | |
| | 1 | PE | 250 mL | $HNO_3$ | 250 mL | | Lead by 6010 | | |

REMARKS: Moderate recharge, bailed 3 vol. then sampled

**MATERIAL CODES**: **AG** = Amber Glass; **CG** = Clear Glass; **HDPE** = High Density Polyethylene; **LDPE** = Low Density Polyethylene; **PP** = Polypropylene; **S** = Silicone; **T** = Teflon; **O** = Other (Specify)

**SAMPLING EQUIPMENT CODES:** **APP** = After (Through) Peristaltic Pump; **B** = Bailer; **BP** = Bladder Pump; **ESP** = Electric Submersible Pump; **RFPP** = Reverse Flow Peristaltic Pump; **SM** = Straw Method (Tubing Gravity Drain); **O** = Other (Specify)

# GROUNDWATER SAMPLING LOG

| SITE NAME: 2020-L1-2448 Incident | SITE LOCATION: Huntersville, NC | PROJECT NUMBER: 60639876 | WELL NAME: MW-28 | DATE: 1/4/22 |
|---|---|---|---|---|

| WELL DIAMETER (inches): 2 | TUBING DIAMETER (inches): 3/8 | WELL SCREEN INTERVAL DEPTH: 24.88 ft. to 39.88 ft. | DEPTH TO WATER (feet): 31.21 | PUMP TYPE OR BAILER: Monsoon |
|---|---|---|---|---|

1 WELL VOLUME = (TD-DTW) x WELL CAPACITY

(39.88 ft. - 31.21 ft.) x 0.16 gal./ft. = 1.4 gallons

3 WELL VOLUMES = 1 WELL VOLUME X 3

1.4 gallons x 3 = 4.2 gallons

| PUMP DEPTH IN WELL (feet): 37 | PURGING INITIATED AT: 0945 | PURGING ENDED AT: 1040 | TOTAL VOLUME PURGED (gallons): 5 |
|---|---|---|---|

| EQUIPMENT INFORMATION WATER QUALITY METER | MAKE/MODEL: YSI Pro + SERIAL #: 16F100209 | EQUIPMENT INFORMATION OIL/WATER INTERFACE PROBE | MAKE/MODEL: Heron SERIAL #: 01.7821 |
|---|---|---|---|

| TIME | VOLUME PURGED (gallons) | PURGE RATE (gpm) | DEPTH TO WATER (feet) | TEMP. (°C) | DO (mg/L) | COND. (µS/cm) | pH (standard units) | ORP (mV) | TURB. (NTU) | COLOR (describe) | ODOR (describe) |
|---|---|---|---|---|---|---|---|---|---|---|---|
| **STABILIZATION CRITERIA:** | | | <0.3 ft. drawdown | within 3% | within 10% or <0.5 mg/L | within 3% | ±0.1 unit | ±10 mV | within 10% or <5 NTU | -- | -- |
| 0946 | 0 | 0.1 | 31.59 | 16.3 | 5.79 | 116.4 | 6.39 | 17.9 | 520.3 | Cloudy | None |
| 0951 | 0.5 | 0.1 | 31.59 | 16.9 | 5.18 | 114.8 | 6.24 | 15.5 | 336.7 | Cloudy | None |
| 0956 | 1.0 | 0.1 | 31.59 | 17.3 | 4.91 | 114.9 | 6.21 | 13.2 | 242.1 | Cloudy | None |
| 1001 | 1.5 | 0.1 | 31.59 | 17.3 | 5.02 | 114.6 | 6.20 | 12.0 | 252.2 | Cloudy | None |
| 1006 | 2 | 0.1 | 31.59 | 17.2 | 4.93 | 115.4 | 6.20 | 10.1 | 156.7 | Cloudy | None |
| 1011 | 2.5 | 0.1 | 31.59 | 17.8 | 4.67 | 121.3 | 6.19 | 9.6 | 129.1 | Cloudy | None |
| 1016 | 3 | 0.1 | 31.59 | 17.7 | 4.91 | 121.9 | 6.16 | 10.0 | 126.1 | Cloudy | None |
| 1021 | 3.5 | 0.1 | 31.59 | 17.7 | 4.89 | 123.4 | 6.14 | 10.4 | 50.65 | Cloudy | None |
| 1026 | 4 | 0.1 | 31.59 | 17.6 | 4.76 | 124.2 | 6.14 | 10.5 | 47.87 | Cloudy | None |
| 1031 | 4.5 | 0.1 | 31.59 | 17.8 | 4.78 | 126.3 | 6.13 | 11.4 | 19.97 | Clear | None |

**WELL CAPACITY** (Gallons Per Foot): **0.75"** = 0.02; **1"** = 0.04; **1.25"** = 0.06; **2"** = 0.16; **3"** = 0.37; **4"** = 0.65; **5"** = 1.02; **6"** = 1.47; **12"** = 5.88

# SAMPLING DATA

| SAMPLED BY (PRINT) / AFFILIATION: Erik Rygol / AECOM | SAMPLER(S) SIGNATURE(S): | SAMPLE TIME: 1035 |
|---|---|---|

| PUMP OR TUBING DEPTH IN WELL (feet): 37 | TUBING MATERIAL CODE: LDPE | FIELD-FILTERED: Y (N) Filtration Equipment Type: -- | FILTER SIZE: -- µm |
|---|---|---|---|

FIELD DECONTAMINATION: PUMP (Y) N TUBING Y (N replaced) DUPLICATE: Y (N)

| SAMPLE CONTAINER SPECIFICATION | | | | SAMPLE PRESERVATION (including wet ice) | | | INTENDED ANALYSIS AND/OR METHOD | SAMPLING EQUIPMENT CODE | SAMPLE PUMP FLOW RATE (gal per minute) |
|---|---|---|---|---|---|---|---|---|---|
| SAMPLE ID CODE | # CONTAINERS | MATERIAL CODE | VOLUME | PRESERVATIVE USED | TOTAL VOL ADDED IN FIELD (mL) | FINAL pH | | | |
| MW-28 | 4 | AG | 40 mL | HCl | 40 mL x 4 | 6.13 | 6200 | ESP | 0.1 |
| MW-28 | 3 | AG | 40 mL | HCl | 40 mL x 3 | 6.13 | VPH | ESP | 0.1 |
| MW-28 | 1 | PP | 250 mL | $HNO_3$ | 250 mL | 6.13 | Lead by 6010 | ESP | 0.1 |

REMARKS: Moderate Recharge. 3 well Volumes Purged, High Turbidity.

**MATERIAL CODES**: **AG** = Amber Glass; **CG** = Clear Glass; **HDPE** = High Density Polyethylene; **LDPE** = Low Density Polyethylene; **PP** = Polypropylene; **S** = Silicone; **T** = Teflon; **O** = Other (Specify)

**SAMPLING EQUIPMENT CODES:** **APP** = After (Through) Peristaltic Pump; **B** = Bailer; **BP** = Bladder Pump; **ESP** = Electric Submersible Pump; **RFPP** = Reverse Flow Peristaltic Pump; **SM** = Straw Method (Tubing Gravity Drain); **O** = Other (Specify)

# GROUNDWATER SAMPLING LOG

| SITE NAME: 2020-L1-2448 Incident | SITE LOCATION: Huntersville, NC | PROJECT NUMBER: 60639876 | WELL NAME: MW-30 | DATE: 01/06/2021 |
|---|---|---|---|---|

| WELL DIAMETER (inches): 2 | TUBING DIAMETER (inches): 3/8 | WELL SCREEN INTERVAL DEPTH: 12.10 ft. to 28.10 ft. | DEPTH TO WATER (feet): 33.93 | PUMP TYPE OR BAILER: Mansoon |
|---|---|---|---|---|

1 WELL VOLUME = (TD-DTW) x WELL CAPACITY

(49.01 ft. - 33.93 ft.) x 0.16 gal./ft. = 2.41 gallons

3 WELL VOLUMES = 1 WELL VOLUME X 3

2.41 gallons x 3 = 7.24 gallons

| PUMP DEPTH IN WELL (feet): 37 | PURGING INITIATED AT: 1100 | PURGING ENDED AT: 1150 | TOTAL VOLUME PURGED (gallons): |
|---|---|---|---|

| EQUIPMENT INFORMATION WATER QUALITY METER | MAKE/MODEL: YSI Pro Plus | SERIAL #: 15C104375 |
|---|---|---|
| EQUIPMENT INFORMATION OIL/WATER INTERFACE PROBE | MAKE/MODEL: Heron H.O.T. | SERIAL #: 01-7800 |

| TIME | VOLUME PURGED (gallons) | PURGE RATE (gpm) | DEPTH TO WATER (feet) | TEMP. (°C) | DO (mg/L) | COND. (µS/cm) | pH (standard units) | ORP (mV) | TURB. (NTU) | COLOR (describe) | ODOR (describe) |
|---|---|---|---|---|---|---|---|---|---|---|---|
| **STABILIZATION CRITERIA:** | | | <0.3 ft. drawdown | within 3% | within 10% or <0.5 mg/L | within 3% | ±0.1 unit | ±10 mV | within 10% or <5 NTU | -- | -- |
| 1100 | 0.00 | 0.05 | 34.18 | 13.1 | 5.91 | 149.1 | 6.13 | 143.9 | 145.6 | Cloudy white | None |
| 1105 | 0.25 | | 34.26 | 14.0 | 5.49 | 153.6 | 6.10 | 116.1 | 208.7 | | |
| 1110 | 0.50 | | 34.29 | 14.7 | 5.04 | 155.5 | 6.11 | 124.2 | 198.0 | | |
| 1115 | 0.75 | | 34.32 | 15.2 | 5.19 | 157.4 | 6.08 | 129.3 | 138.0 | | |
| 1120 | 1.0 | | 34.35 | 15.4 | 5.91 | 157.9 | 6.07 | 133.7 | 119.2 | | |
| 1125 | 1.25 | | 34.37 | 15.7 | 5.16 | 159.3 | 6.07 | 135.2 | 95.82 | Clear | |
| 1130 | 1.50 | | 34.37 | 15.8 | 4.68 | 160.1 | 6.09 | 136.2 | 51.28 | | |
| 1135 | 1.75 | | 34.39 | 15.9 | 4.92 | 160.8 | 6.11 | 137.7 | 43.39 | | |
| 1140 | 2.0 | | 34.39 | 15.9 | 4.42 | 161.3 | 6.08 | 139.0 | 9.11 | | |
| 1145 | 2.25 | | 34.40 | 16.0 | 4.42 | 161.7 | 6.08 | 139.1 | 9.61 | | |
| 1150 | 2.50 | | 34.40 | 16.1 | 4.49 | 162.1 | 6.09 | 138.9 | 9.88 | | |

01/06/21

**WELL CAPACITY** (Gallons Per Foot): **0.75"** = 0.02; **1"** = 0.04; **1.25"** = 0.06; **2"** = 0.16; **3"** = 0.37; **4"** = 0.65; **5"** = 1.02; **6"** = 1.47; **12"** = 5.88

## SAMPLING DATA

| SAMPLED BY (PRINT) / AFFILIATION: Andrew O'Malia / AECOM | SAMPLER(S) SIGNATURE(S): | SAMPLE TIME: 1155 |
|---|---|---|
| PUMP OR TUBING DEPTH IN WELL (feet): 37 | TUBING MATERIAL CODE: LDPE | FIELD-FILTERED: Y (N) Filtration Equipment Type: -- FILTER SIZE: -- µm |
| FIELD DECONTAMINATION: PUMP (Y) N | TUBING Y (N) (replaced) | DUPLICATE: Y (N) |

| SAMPLE CONTAINER SPECIFICATION | | | | SAMPLE PRESERVATION (including wet ice) | | | | | |
|---|---|---|---|---|---|---|---|---|---|
| SAMPLE ID CODE | # CONTAINERS | MATERIAL CODE | VOLUME | PRESERVATIVE USED | TOTAL VOL ADDED IN FIELD (mL) | FINAL pH | INTENDED ANALYSIS AND/OR METHOD | SAMPLING EQUIPMENT CODE | SAMPLE PUMP FLOW RATE (gal per minute) |
| MW-30 | 4 | AG | 40 mL | HCl | 40 mL x 4 | 6.09 | 6200 | ESP | 0.05 |
| 1 | 3 | AG | 40 mL | HCl | 40 mL x 3 | 1 | VPH | 1 | 1 |
| 1 | 1 | PP | 250 mL | $HNO_3$ | 250 mL | 1 | Lead by 6010 | 1 | 1 |

REMARKS:

**MATERIAL CODES**: **AG** = Amber Glass; **CG** = Clear Glass; **HDPE** = High Density Polyethylene; **LDPE** = Low Density Polyethylene; **PP** = Polypropylene; **S** = Silicone; **T** = Teflon; **O** = Other (Specify)

**SAMPLING EQUIPMENT CODES:** **APP** = After (Through) Peristaltic Pump; **B** = Bailer; **BP** = Bladder Pump; **ESP** = Electric Submersible Pump; **RFPP** = Reverse Flow Peristaltic Pump; **SM** = Straw Method (Tubing Gravity Drain); **O** = Other (Specify)

# GROUNDWATER SAMPLING LOG

| SITE NAME: 2020-L1-2448 Incident | SITE LOCATION: Huntersville, NC | PROJECT NUMBER: 60639876 | WELL NAME: MW-31 | DATE: 01/03/22 |
|---|---|---|---|---|

| WELL DIAMETER (inches): 4 | TUBING DIAMETER (inches): 3/8 | WELL SCREEN INTERVAL DEPTH: 17.01 ft. to 47.01 ft. | DEPTH TO WATER (feet): 29.18 | PUMP TYPE OR BAILER: Monsoon XL |
|---|---|---|---|---|

1 WELL VOLUME = (TD-DTW) x WELL CAPACITY

( 47.01 ft. - 29.18 ft.) x 0.65 gal./ft. = 11.59 gallons

3 WELL VOLUMES = 1 WELL VOLUME X 3

11.59 gallons x 3 = 34.77 gallons

| PUMP DEPTH IN WELL (feet): 34.18 | PURGING INITIATED AT: 1200 | PURGING ENDED AT: 1220 | TOTAL VOLUME PURGED (gallons): 2.0 |
|---|---|---|---|

EQUIPMENT INFORMATION WATER QUALITY METER — MAKE/MODEL: YSI PRO+ / Quatro — SERIAL #: 15B1022264

EQUIPMENT INFORMATION OIL/WATER INTERFACE PROBE — MAKE/MODEL: Heron Instruments H.Oil — SERIAL #: 01-5285

| TIME | VOLUME PURGED (gallons) | PURGE RATE (gpm) | DEPTH TO WATER (feet) | TEMP. (°C) | DO (mg/L) | COND. (µS/cm) | pH (standard units) | ORP (mV) | TURB. (NTU) | COLOR (describe) | ODOR (describe) |
|---|---|---|---|---|---|---|---|---|---|---|---|
| **STABILIZATION CRITERIA:** | | | <0.3 ft. drawdown | within 3% | within 10% or <0.5 mg/L | within 3% | ±0.1 unit | ±10 mV | within 10% or <5 NTU | -- | -- |
| 1210 | 1.0 | 0.1 | 29.62 | 17.7 | 4.73 | 171.6 | 5.98 | 165.0 | 2.13 | clear | NONE |
| 1215 | 0.5 | ↓ | 29.79 | 17.9 | 4.44 | 171.5 | 5.97 | 166.5 | 1.81 | ↓ | ↓ |
| 1220 | 0.5 | ↓ | 29.80 | 17.6 | 4.33 | 171.5 | 5.94 | 167.9 | 2.20 | ↓ | ↓ |

**WELL CAPACITY** (Gallons Per Foot): **0.75"** = 0.02; **1"** = 0.04; **1.25"** = 0.06; **2"** = 0.16; **3"** = 0.37; **4"** = 0.65; **5"** = 1.02; **6"** = 1.47; **12"** = 5.88

# SAMPLING DATA

| SAMPLED BY (PRINT) / AFFILIATION: Emilia Torrellas / AECOM | SAMPLER(S) SIGNATURE(S): Emilia A. Torrellas | SAMPLE TIME: 1220 |
|---|---|---|

| PUMP OR TUBING DEPTH IN WELL (feet): 34.18 | TUBING MATERIAL CODE: LDPE | FIELD-FILTERED: Y (N) Filtration Equipment Type: -- | FILTER SIZE: -- µm |
|---|---|---|---|

FIELD DECONTAMINATION: PUMP (Y) N TUBING (Y) N (replaced) DUPLICATE: Y (N)

| SAMPLE CONTAINER SPECIFICATION | | | | SAMPLE PRESERVATION (including wet ice) | | | | | |
|---|---|---|---|---|---|---|---|---|---|
| SAMPLE ID CODE | # CONTAINERS | MATERIAL CODE | VOLUME | PRESERVATIVE USED | TOTAL VOL ADDED IN FIELD (mL) | FINAL pH | INTENDED ANALYSIS AND/OR METHOD | SAMPLING EQUIPMENT CODE | SAMPLE PUMP FLOW RATE (gal per minute) |
| MW-31 | 4 | AG | 40 mL | HCl | 40 mL x 4 | 5.94 | 6200 | ESP | 0.1 |
| ↓ | 3 | AG | 40 mL | HCl | 40 mL x 3 | ↓ | VPH | ↓ | ↓ |
| ↓ | 1 | PP | 250 mL | $HNO_3$ | 250 mL | ↓ | Lead by 6010 | ↓ | ↓ |

REMARKS:

Slow recharge

**MATERIAL CODES**: **AG** = Amber Glass; **CG** = Clear Glass; **HDPE** = High Density Polyethylene; **LDPE** = Low Density Polyethylene; **PP** = Polypropylene; **S** = Silicone; **T** = Teflon; **O** = Other (Specify)

**SAMPLING EQUIPMENT CODES:** **APP** = After (Through) Peristaltic Pump; **B** = Bailer; **BP** = Bladder Pump; **ESP** = Electric Submersible Pump; **RFPP** = Reverse Flow Peristaltic Pump; **SM** = Straw Method (Tubing Gravity Drain); **O** = Other (Specify)

# GROUNDWATER SAMPLING LOG

| SITE NAME: 2020-L1-2448 Incident | SITE LOCATION: Huntersville, NC | PROJECT NUMBER: 60639876 | WELL NAME: MW-31D | DATE: 01/04/2022 |
|---|---|---|---|---|

| WELL DIAMETER (inches): 2 | TUBING DIAMETER (inches): 3/8 | WELL SCREEN INTERVAL DEPTH: 55 ft. to 70 ft. | DEPTH TO WATER (feet): 23.78 | PUMP TYPE OR BAILER: Mansoon |
|---|---|---|---|---|

1 WELL VOLUME = (TD-DTW) x WELL CAPACITY

(70 ft. - 23.78 ft.) x 0.16 gal./ft. = 7.40 gallons

3 WELL VOLUMES = 1 WELL VOLUME X 3

7.40 gallons x 3 = 22.18 gallons

| PUMP DEPTH IN WELL (feet): 60 | PURGING INITIATED AT: 1300 | PURGING ENDED AT: 1335 | TOTAL VOLUME PURGED (gallons): 7 |
|---|---|---|---|

EQUIPMENT INFORMATION WATER QUALITY METER — MAKE/MODEL: YSI Pro Plus; SERIAL #: 15C104375

EQUIPMENT INFORMATION OIL/WATER INTERFACE PROBE — MAKE/MODEL: Heron H.O.T; SERIAL #: 01-7800

| TIME | VOLUME PURGED (gallons) | PURGE RATE (gpm) | DEPTH TO WATER (feet) | TEMP. (°C) | DO (mg/L) | COND. (µS/cm) | pH (standard units) | ORP (mV) | TURB. (NTU) | COLOR (describe) | ODOR (describe) |
|---|---|---|---|---|---|---|---|---|---|---|---|
| STABILIZATION CRITERIA: | | | <0.3 ft. drawdown | within 3% | within 10% or <0.5 mg/L | within 3% | ±0.1 unit | ±10 mV | within 10% or <5 NTU | -- | -- |
| 1300 | 0.0 | 0.2 | 24.05 | 17.2 | 4.17 | 178.3 | 6.60 | 146.1 | 66.70 | Clear | None |
| 1305 | 1.0 | | 24.30 | 17.4 | 4.15 | 175.1 | 6.49 | 150.0 | 50.46 | | |
| 1310 | 2.0 | | 24.34 | 17.4 | 4.45 | 174.2 | 6.47 | 154.5 | 39.92 | | |
| 1315 | 3.0 | | 24.38 | 17.3 | 4.31 | 174.0 | 6.48 | 156.3 | 24.05 | | |
| 1320 | 4.0 | | 24.29 | 17.4 | 4.32 | 173.9 | 6.48 | 158.9 | 21.14 | | |
| 1325 | 5.0 | | 24.33 | 17.5 | 4.19 | 174.3 | 6.49 | 159.2 | 14.07 | | |
| 1330 | 6.0 | | 24.30 | 17.6 | 4.41 | 174.2 | 6.48 | 160.0 | 13.39 | | |
| 1335 | 7.0 | | 24.34 | 17.6 | 4.12 | 174.5 | 6.50 | 159.7 | 13.64 | | |

2D-01/04/22

**WELL CAPACITY** (Gallons Per Foot): **0.75"** = 0.02; **1"** = 0.04; **1.25"** = 0.06; **2"** = 0.16; **3"** = 0.37; **4"** = 0.65; **5"** = 1.02; **6"** = 1.47; **12"** = 5.88

# SAMPLING DATA

| SAMPLED BY (PRINT) / AFFILIATION: Andrew O'Malia / AECOM | SAMPLER(S) SIGNATURE(S): | SAMPLE TIME: 1340 |
|---|---|---|
| PUMP OR TUBING DEPTH IN WELL (feet): 60 | TUBING MATERIAL CODE: LDPE | FIELD-FILTERED: Y (N) Filtration Equipment Type: -- FILTER SIZE: -- µm |
| FIELD DECONTAMINATION: PUMP (Y) N | TUBING Y N (replaced) | DUPLICATE: Y (N) |

| SAMPLE CONTAINER SPECIFICATION | | | | SAMPLE PRESERVATION (including wet ice) | | | | | |
|---|---|---|---|---|---|---|---|---|---|
| SAMPLE ID CODE | # CONTAINERS | MATERIAL CODE | VOLUME | PRESERVATIVE USED | TOTAL VOL ADDED IN FIELD (mL) | FINAL pH | INTENDED ANALYSIS AND/OR METHOD | SAMPLING EQUIPMENT CODE | SAMPLE PUMP FLOW RATE (gal per minute) |
| MW-31D | 4 | AG | 40 mL | HCl | 40 mL x 4 | 6.50 | 6200 | ESP | 0.2 |
| 1 | 2 | AG | 40 mL | HCl | 40 mL x 3 | 1 | VPH | 1 | 1 |
| 1 | 1 | PP | 250 mL | $HNO_3$ | 250 mL | 1 | Lead by 6010 | 1 | 1 |

REMARKS: ERB-2-20220104 collected. MNA collected. Good Recharge

1, VPH Bottle broke post sample collection.

**MATERIAL CODES**: **AG** = Amber Glass; **CG** = Clear Glass; **HDPE** = High Density Polyethylene; **LDPE** = Low Density Polyethylene; **PP** = Polypropylene; **S** = Silicone; **T** = Teflon; **O** = Other (Specify)

**SAMPLING EQUIPMENT CODES**: **APP** = After (Through) Peristaltic Pump; **B** = Bailer; **BP** = Bladder Pump; **ESP** = Electric Submersible Pump; **RFPP** = Reverse Flow Peristaltic Pump; **SM** = Straw Method (Tubing Gravity Drain); **O** = Other (Specify)

# GROUNDWATER SAMPLING LOG

| SITE NAME: 2020-L1-2448 Incident | SITE LOCATION: Huntersville, NC | PROJECT NUMBER: 60639876 | WELL NAME: MW-32 | DATE: 1/5/22 |
|---|---|---|---|---|

| WELL DIAMETER (inches): 2 | TUBING DIAMETER (inches): 3/8 | WELL SCREEN INTERVAL DEPTH: 13.20 ft. to 28.20 ft. | DEPTH TO WATER (feet): 18.18 | PUMP TYPE OR BAILER: Monsoon |
|---|---|---|---|---|

1 WELL VOLUME = (TD-DTW) x WELL CAPACITY

( 28.20 ft. - 18.18 ft.) x 0.16 gal./ft. = 1.6 gallons

3 WELL VOLUMES = 1 WELL VOLUME X 3

1.6 gallons x 3 = 4.8 gallons

| PUMP DEPTH IN WELL (feet): 23 | PURGING INITIATED AT: 1431 | PURGING ENDED AT: 1535 | TOTAL VOLUME PURGED (gallons): 5.5 |
|---|---|---|---|

EQUIPMENT INFORMATION WATER QUALITY METER — MAKE/MODEL: YSI Pro + — SERIAL #: 16F100209

EQUIPMENT INFORMATION OIL/WATER INTERFACE PROBE — MAKE/MODEL: Heron — SERIAL #: 01.7821

| TIME | VOLUME PURGED (gallons) | PURGE RATE (gpm) | DEPTH TO WATER (feet) | TEMP. (°C) | DO (mg/L) | COND. (µS/cm) | pH (standard units) | ORP (mV) | TURB. (NTU) | COLOR (describe) | ODOR (describe) |
|---|---|---|---|---|---|---|---|---|---|---|---|
| **STABILIZATION CRITERIA:** | | | <0.3 ft. drawdown | within 3% | within 10% or <0.5 mg/L | within 3% | ±0.1 unit | ±10 mV | within 10% or <5 NTU | -- | -- |
| 1432 | 0 | 0.1 | 18.86 | 16.1 | 4.90 | 91.5 | 6.10 | 31.8 | 405.5 | Cloudy | None |
| 1437 | 0.5 | 0.1 | 18.86 | 16.1 | 4.42 | 91.6 | 6.00 | 7.2 | 384.8 | Cloudy | None |
| 1442 | 1.0 | 0.1 | 18.81 | 16.2 | 4.29 | 91.4 | 6.04 | 4.3 | 509.1 | Cloudy | None |
| 1447 | 1.5 | 0.1 | 18.73 | 16.2 | 4.29 | 91.5 | 6.06 | 3.8 | 460.1 | Cloudy | None |
| 1452 | 2 | 0.1 | 18.78 | 16.4 | 4.39 | 91.9 | 6.00 | 8.1 | 524.0 | Cloudy | None |
| 1457 | 2.5 | 0.1 | 18.73 | 16.1 | 4.39 | 92.1 | 6.02 | 7.1 | 509.3 | Cloudy | None |
| 1502 | 3 | 0.1 | 18.73 | 16.3 | 4.51 | 92.4 | 5.98 | 10.3 | 495.8 | Cloudy | None |
| 1507 | 3.5 | 0.1 | 18.73 | 16.0 | 4.49 | 92.3 | 6.00 | 9.5 | 303.3 | Cloudy | None |
| 1512 | 4 | 0.1 | 18.73 | 15.9 | 4.44 | 91.5 | 5.99 | 10.7 | 226.6 | Cloudy | None |
| 1517 | 4.5 | 0.1 | 18.73 | 16.0 | 4.59 | 91.4 | 6.01 | 10.1 | 151.6 | Cloudy | None |
| 1522 | 5 | 0.1 | 18.73 | 16.0 | 4.58 | 91.4 | 6.01 | 11.2 | 110.2 | Cloudy | None |

**WELL CAPACITY** (Gallons Per Foot): **0.75"** = 0.02; **1"** = 0.04; **1.25"** = 0.06; **2"** = 0.16; **3"** = 0.37; **4"** = 0.65; **5"** = 1.02; **6"** = 1.47; **12"** = 5.88

# SAMPLING DATA

| SAMPLED BY (PRINT) / AFFILIATION: Erik Rygol / AECOM | SAMPLER(S) SIGNATURE(S): | SAMPLE TIME: 1530 |
|---|---|---|
| PUMP OR TUBING DEPTH IN WELL (feet): 23 | TUBING MATERIAL CODE: LDPE | FIELD-FILTERED: Y (N) Filtration Equipment Type: -- FILTER SIZE: -- µm |

FIELD DECONTAMINATION: PUMP (Y) N TUBING Y (N (replaced)) DUPLICATE: Y (N)

| SAMPLE CONTAINER SPECIFICATION | | | | SAMPLE PRESERVATION (including wet ice) | | | INTENDED ANALYSIS AND/OR METHOD | SAMPLING EQUIPMENT CODE | SAMPLE PUMP FLOW RATE (gal per minute) |
|---|---|---|---|---|---|---|---|---|---|
| SAMPLE ID CODE | # CONTAINERS | MATERIAL CODE | VOLUME | PRESERVATIVE USED | TOTAL VOL ADDED IN FIELD (mL) | FINAL pH | | | |
| MW-32 | 4 | AG | 40 mL | HCl | 40 mL x 4 | 6.01 | 6200 | ESP | 0.1 |
| MW-32 | 3 | AG | 40 mL | HCl | 40 mL x 3 | 6.01 | VPH | ESP | 0.1 |
| MW-32 | 1 | PP | 250 mL | $HNO_3$ | 250 mL | 6.01 | Lead by 6010 | ESP | 0.1 |

REMARKS: High turbidity, 3 well volumes purged. good recharge

**MATERIAL CODES**: **AG** = Amber Glass; **CG** = Clear Glass; **HDPE** = High Density Polyethylene; **LDPE** = Low Density Polyethylene; **PP** = Polypropylene; **S** = Silicone; **T** = Teflon; **O** = Other (Specify)

**SAMPLING EQUIPMENT CODES:** **APP** = After (Through) Peristaltic Pump; **B** = Bailer; **BP** = Bladder Pump; **ESP** = Electric Submersible Pump; **RFPP** = Reverse Flow Peristaltic Pump; **SM** = Straw Method (Tubing Gravity Drain); **O** = Other (Specify)

# GROUNDWATER SAMPLING LOG

| SITE NAME: 2020-L1-2448 Incident | SITE LOCATION: Huntersville, NC | PROJECT NUMBER: 60639876 | WELL NAME: MW-33 | DATE: 1/5/22 |
|---|---|---|---|---|

| WELL DIAMETER (inches): 2 | TUBING DIAMETER (inches): 3/8 | WELL SCREEN INTERVAL DEPTH: 13.00 ft. to 28.00 ft. | DEPTH TO WATER (feet): 15.11 | PUMP TYPE OR BAILER: Monsoon |
|---|---|---|---|---|

1 WELL VOLUME = (TD-DTW) x WELL CAPACITY

( 28.00 ft. - 15.11 ft.) x 0.16 gal./ft. = 2.1 gallons

3 WELL VOLUMES = 1 WELL VOLUME X 3

2.1 gallons x 3 = 6.3 gallons

| PUMP DEPTH IN WELL (feet): 21 | PURGING INITIATED AT: 1213 | PURGING ENDED AT: 1330 | TOTAL VOLUME PURGED (gallons): 7 |
|---|---|---|---|

| EQUIPMENT INFORMATION WATER QUALITY METER | MAKE/MODEL: YSI Pro + SERIAL #: 16F100209 | EQUIPMENT INFORMATION OIL/WATER INTERFACE PROBE | MAKE/MODEL: Heron SERIAL #: 01.7821 |
|---|---|---|---|

| TIME | VOLUME PURGED (gallons) | PURGE RATE (gpm) | DEPTH TO WATER (feet) | TEMP. (°C) | DO (mg/L) | COND. (µS/cm) | pH (standard units) | ORP (mV) | TURB. (NTU) | COLOR (describe) | ODOR (describe) |
|---|---|---|---|---|---|---|---|---|---|---|---|
| **STABILIZATION CRITERIA:** | | | <0.3 ft. drawdown | within 3% | within 10% or <0.5 mg/L | within 3% | ±0.1 unit | ±10 mV | within 10% or <5 NTU | -- | -- |
| 1215 | 0 | 0.1 | 15.78 | 15.1 | 8.39 | 78.5 | 6.27 | 26.9 | 88.09 | Cloudy | None |
| 1220 | 0.5 | 0.1 | 15.78 | 15.5 | 8.67 | 79.5 | 6.13 | 15.9 | 46.36 | Cloudy | None |
| 1225 | 1.0 | 0.1 | 15.78 | 15.6 | 8.76 | 79.9 | 6.16 | 10.3 | 38.87 | Cloudy | None |
| 1230 | 1.5 | 0.1 | 15.78 | 15.7 | 8.60 | 80.0 | 6.22 | 7.6 | 12.46 | Clear | None |
| 1235 | 2 | 0.1 | 15.78 | 15.6 | 8.57 | 79.9 | 6.17 | 11.6 | 16.63 | Clear | None |
| 1240 | 2.5 | 0.1 | 15.78 | 15.6 | 8.52 | 80.0 | 6.19 | 9.7 | 15.79 | Clear | None |
| 1245 | 3 | 0.1 | 15.78 | 15.6 | 8.37 | 79.8 | 6.19 | 13.2 | 9.95 | Clear | None |
| 1250 | 3.5 | 0.1 | 15.78 | 15.7 | 8.28 | 80.1 | 6.18 | 13.2 | 7.63 | Clear | None |
| 1255 | 4 | 0.1 | 15.78 | 15.7 | 8.24 | 80.2 | 6.18 | 13.2 | 8.89 | Clear | None |
| 1300 | 4.5 | 0.1 | 15.78 | 15.7 | 8.13 | 80.1 | 6.18 | 13.2 | 9.10 | Clear | None |
| 1305 | 5 | 0.1 | 15.78 | 15.6 | 8.18 | 79.9 | 6.18 | 12.9 | 6.37 | Clear | None |
| 1310 | 5.5 | 0.1 | 15.78 | 15.6 | 8.09 | 80.0 | 6.21 | 12.2 | 4.76 | Clear | None |
| 1315 | 6 | 0.1 | 15.78 | 15.3 | 8.14 | 79.4 | 6.20 | 13.1 | 0.79 | Clear | None |
| 1320 | 6.5 | 0.1 | 15.78 | 15.3 | 8.09 | 79.3 | 6.20 | 14.2 | 0.53 | Clear | None |
| | | | | | | | | | | | |
| | | | | | | | | | | | |
| | | | | | | | | | | | |
| | | | | | | | | | | | |
| | | | | | | | | | | | |
| | | | | | | | | | | | |
| | | | | | | | | | | | |
| | | | | | | | | | | | |
| | | | | | | | | | | | |
| | | | | | | | | | | | |
| | | | | | | | | | | | |

**WELL CAPACITY** (Gallons Per Foot): **0.75"** = 0.02; **1"** = 0.04; **1.25"** = 0.06; **2"** = 0.16; **3"** = 0.37; **4"** = 0.65; **5"** = 1.02; **6"** = 1.47; **12"** = 5.88

# SAMPLING DATA

| SAMPLED BY (PRINT) / AFFILIATION: Erik Rygol / AECOM | SAMPLER(S) SIGNATURE(S): | SAMPLE TIME: 1325 |
|---|---|---|

| PUMP OR TUBING DEPTH IN WELL (feet): 21 | TUBING MATERIAL CODE: LDPE | FIELD-FILTERED: Y (N) Filtration Equipment Type: -- | FILTER SIZE: -- µm |
|---|---|---|---|

FIELD DECONTAMINATION: PUMP (Y) N TUBING Y (N replaced) DUPLICATE: Y (N)

| SAMPLE CONTAINER SPECIFICATION | | | | SAMPLE PRESERVATION (including wet ice) | | | INTENDED ANALYSIS AND/OR METHOD | SAMPLING EQUIPMENT CODE | SAMPLE PUMP FLOW RATE (gal per minute) |
|---|---|---|---|---|---|---|---|---|---|
| SAMPLE ID CODE | # CONTAINERS | MATERIAL CODE | VOLUME | PRESERVATIVE USED | TOTAL VOL ADDED IN FIELD (mL) | FINAL pH | | | |
| MW-33 | 4 | AG | 40 mL | HCl | 40 mL x 4 | 6.20 | 6200 | ESP | 0.1 |
| MW-33 | 3 | AG | 40 mL | HCl | 40 mL x 3 | 6.20 | VPH | ESP | 0.1 |
| MW-33 | 1 | PP | 250 mL | $HNO_3$ | 250 mL | 6.20 | Lead by 6010 | ESP | 0.1 |

REMARKS: 3well Volume Purged good recharge

**MATERIAL CODES**: **AG** = Amber Glass; **CG** = Clear Glass; **HDPE** = High Density Polyethylene; **LDPE** = Low Density Polyethylene; **PP** = Polypropylene; **S** = Silicone; **T** = Teflon; **O** = Other (Specify)

**SAMPLING EQUIPMENT CODES:** **APP** = After (Through) Peristaltic Pump; **B** = Bailer; **BP** = Bladder Pump; **ESP** = Electric Submersible Pump; **RFPP** = Reverse Flow Peristaltic Pump; **SM** = Straw Method (Tubing Gravity Drain); **O** = Other (Specify)

# GROUNDWATER SAMPLING LOG

| SITE NAME: 2020-L1-2448 Incident | SITE LOCATION: Huntersville, NC | PROJECT NUMBER: 60639876 | WELL NAME: MW-34 | DATE: 1/5/22 |
|---|---|---|---|---|

| WELL DIAMETER (inches): 2 | TUBING DIAMETER (inches): 3/8 | WELL SCREEN INTERVAL DEPTH: 7.89 ft. to 22.89 ft. | DEPTH TO WATER (feet): 12.64 | PUMP TYPE OR BAILER: Monsoon |
|---|---|---|---|---|

1 WELL VOLUME = (TD-DTW) x WELL CAPACITY

( 22.89 ft. - 12.64 ft.) x 0.16 gal./ft. = 1.64 gallons

3 WELL VOLUMES = 1 WELL VOLUME X 3

1.64 gallons x 3 = 4.92 gallons

| PUMP DEPTH IN WELL (feet): 18 | PURGING INITIATED AT: 0934 | PURGING ENDED AT: 1130 | TOTAL VOLUME PURGED (gallons): 10 |
|---|---|---|---|

| EQUIPMENT INFORMATION WATER QUALITY METER | MAKE/MODEL: YSI Pro + SERIAL #: 16F100209 | EQUIPMENT INFORMATION OIL/WATER INTERFACE PROBE | MAKE/MODEL: Heron SERIAL #: 01.7821 |
|---|---|---|---|

| TIME | VOLUME PURGED (gallons) | PURGE RATE (gpm) | DEPTH TO WATER (feet) | TEMP. (°C) | DO (mg/L) | COND. (µS/cm) | pH (standard units) | ORP (mV) | TURB. (NTU) | COLOR (describe) | ODOR (describe) |
|---|---|---|---|---|---|---|---|---|---|---|---|
| **STABILIZATION CRITERIA:** | | | <0.3 ft. drawdown | within 3% | within 10% or <0.5 mg/L | within 3% | ±0.1 unit | ±10 mV | within 10% or <5 NTU | -- | -- |
| 0935 | 0 | 0.1 | 13.29 | 14.7 | 4.58 | 88.4 | 6.52 | 9.4 | 88.07 | Cloudy | None |
| 0940 | 0.5 | 0.1 | 13.29 | 14.9 | 4.55 | 88.4 | 6.21 | 9.1 | 80.38 | Cloudy | None |
| 0945 | 1.0 | 0.1 | 1329 | 14.9 | 4.55 | 87.7 | 6.20 | 6.3 | 85.01 | Cloudy | None |
| 0950 | 1.5 | 0.1 | 13.29 | 15.0 | 4.24 | 87.7 | 6.21 | 4.2 | 50.87 | Cloudy | None |
| 0955 | 2 | 0.1 | 13.29 | 14.8 | 4.28 | 87.2 | 6.21 | 3.5 | 31.32 | Cloudy | None |
| 1000 | 2.5 | 0.1 | 13.29 | 15.0 | 4.28 | 87.7 | 6.21 | 3.7 | 22.63 | Cloudy | None |
| 1005 | 3 | 0.1 | 13.29 | 15.1 | 4.29 | 87.7 | 6.20 | 4.0 | 11.54 | Clear | None |
| 1010 | 3.5 | 0.1 | 13.29 | 15.5 | 4.28 | 87.5 | 6.20 | 4.4 | 9.35 | Clear | None |
| 1015 | 4 | 0.1 | 13.29 | 15.5 | 4.19 | 88.7 | 6.17 | 3.1 | 6.55 | Clear | None |
| 1015 | 4.5 | 0.1 | 13.29 | 15.5 | 4.17 | 88.9 | 6.16 | 3.8 | 5.21 | Clear | None |
| 1020 | 5 | 0.1 | 13.29 | 15.4 | 4.15 | 89.0 | 6.15 | 4.0 | 4.93 | Clear | None |
| | | | | | | | | | | | |
| | | | | | | | | | | | |
| | | | | | | | | | | | |
| | | | | | | | | | | | |
| | | | | | | | | | | | |
| | | | | | | | | | | | |
| | | | | | | | | | | | |
| | | | | | | | | | | | |
| | | | | | | | | | | | |
| | | | | | | | | | | | |
| | | | | | | | | | | | |
| | | | | | | | | | | | |
| | | | | | | | | | | | |

**WELL CAPACITY** (Gallons Per Foot): **0.75"** = 0.02; **1"** = 0.04; **1.25"** = 0.06; **2"** = 0.16; **3"** = 0.37; **4"** = 0.65; **5"** = 1.02; **6"** = 1.47; **12"** = 5.88

# SAMPLING DATA

| SAMPLED BY (PRINT) / AFFILIATION: Erik Rygol / AECOM | SAMPLER(S) SIGNATURE(S): | SAMPLE TIME: 1025/1030 Dup |
|---|---|---|

| PUMP OR TUBING DEPTH IN WELL (feet): 18 | TUBING MATERIAL CODE: LDPE | FIELD-FILTERED: Y (N) Filtration Equipment Type: -- | FILTER SIZE: -- µm |
|---|---|---|---|

FIELD DECONTAMINATION: PUMP (Y) N TUBING Y (N replaced) DUPLICATE: (Y) N

| SAMPLE CONTAINER SPECIFICATION | | | | SAMPLE PRESERVATION (including wet ice) | | | INTENDED ANALYSIS AND/OR METHOD | SAMPLING EQUIPMENT CODE | SAMPLE PUMP FLOW RATE (gal per minute) |
|---|---|---|---|---|---|---|---|---|---|
| SAMPLE ID CODE | # CONTAINERS | MATERIAL CODE | VOLUME | PRESERVATIVE USED | TOTAL VOL ADDED IN FIELD (mL) | FINAL pH | | | |
| MW-34 | 4 | AG | 40 mL | HCl | 40 mL x 4 | 6.15 | 6200 | ESP | 0.1 |
| MW-34 | 3 | AG | 40 mL | HCl | 40 mL x 3 | 6.15 | VPH | ESP | 0.1 |
| MW-34 | 1 | PP | 250 mL | $HNO_3$ | 250 mL | 6.15 | Lead by 6010 | ESP | 0.1 |

REMARKS: MNA was collected with a MNA Duplicate. Dup-2-20220105 3 well Volumes Purged Good recharge

**MATERIAL CODES**: **AG** = Amber Glass; **CG** = Clear Glass; **HDPE** = High Density Polyethylene; **LDPE** = Low Density Polyethylene; **PP** = Polypropylene; **S** = Silicone; **T** = Teflon; **O** = Other (Specify)

**SAMPLING EQUIPMENT CODES:** **APP** = After (Through) Peristaltic Pump; **B** = Bailer; **BP** = Bladder Pump; **ESP** = Electric Submersible Pump; **RFPP** = Reverse Flow Peristaltic Pump; **SM** = Straw Method (Tubing Gravity Drain); **O** = Other (Specify)

# GROUNDWATER SAMPLING LOG

| SITE NAME: 2020-L1-2448 Incident | SITE LOCATION: Huntersville, NC | PROJECT NUMBER: 60639876 | WELL NAME: MW-35 | DATE: 1/7/22 |
|---|---|---|---|---|

| WELL DIAMETER (inches): 2 | TUBING DIAMETER (inches): 3/8 | WELL SCREEN INTERVAL DEPTH: 25.08 ft. to 40.08 ft. | DEPTH TO WATER (feet): 30.77 | PUMP TYPE OR BAILER: Monsoon |
|---|---|---|---|---|

1 WELL VOLUME = (TD-DTW) x WELL CAPACITY

( 40.08 ft. - 30.77 ft.) x 0.16 gal./ft. = 1.5 gallons

3 WELL VOLUMES = 1 WELL VOLUME X 3

1.5 gallons x 3 = 4.5 gallons

| PUMP DEPTH IN WELL (feet): 36 | PURGING INITIATED AT: 0944 | PURGING ENDED AT: 1048 | TOTAL VOLUME PURGED (gallons): 5 |
|---|---|---|---|

| EQUIPMENT INFORMATION WATER QUALITY METER | MAKE/MODEL: YSI Pro + | SERIAL #: 16F100209 |
|---|---|---|
| EQUIPMENT INFORMATION OIL/WATER INTERFACE PROBE | MAKE/MODEL: Heron | SERIAL #: 01.7821 |

| TIME | VOLUME PURGED (gallons) | PURGE RATE (gpm) | DEPTH TO WATER (feet) | TEMP. (°C) | DO (mg/L) | COND. (µS/cm) | pH (standard units) | ORP (mV) | TURB. (NTU) | COLOR (describe) | ODOR (describe) |
|---|---|---|---|---|---|---|---|---|---|---|---|
| **STABILIZATION CRITERIA:** | | | <0.3 ft. drawdown | within 3% | within 10% or <0.5 mg/L | within 3% | ±0.1 unit | ±10 mV | within 10% or <5 NTU | -- | -- |
| 0945 | 0 | 0.1 | 31.35 | 13.3 | 5.59 | 128.6 | 6.67 | -25.5 | 228.1 | Cloudy | None |
| 0950 | 0.5 | 0.1 | 31.35 | 14.9 | 5.76 | 132.6 | 6.27 | -11.0 | 179.0 | Cloudy | None |
| 0955 | 1.0 | 0.1 | 31.35 | 15.0 | 5.72 | 132.9 | 6.27 | -11.2 | 151.6 | Cloudy | None |
| 1000 | 1.5 | 0.1 | 31.35 | 15.3 | 5.89 | 133.6 | 6.22 | -7.1 | 137.7 | Cloudy | None |
| 1005 | 2 | 0.1 | 31.35 | 14.8 | 5.87 | 132.0 | 6.22 | -5.8 | 90.90 | Cloudy | None |
| 1010 | 2.5 | 0.1 | 31.35 | 15.2 | 5.96 | 132.9 | 6.21 | -5.0 | 82.22 | Cloudy | None |
| 1015 | 3 | 0.1 | 31.35 | 14.9 | 5.99 | 132.2 | 6.20 | -3.5 | 49.20 | Cloudy | None |
| 1020 | 3.5 | 0.1 | 31.55 | 15.1 | 5.91 | 132.6 | 6.19 | -2.0 | 21.99 | Cloudy | None |
| 1025 | 4 | 0.1 | 31.55 | 15.3 | 5.89 | 132.7 | 6.18 | -1.4 | 18.58 | Clear | None |
| 1030 | 4.5 | 0.1 | 31.55 | 15.2 | 5.89 | 132.8 | 6.17 | 0.9 | 16.08 | Clear | None |

**WELL CAPACITY** (Gallons Per Foot): **0.75"** = 0.02; **1"** = 0.04; **1.25"** = 0.06; **2"** = 0.16; **3"** = 0.37; **4"** = 0.65; **5"** = 1.02; **6"** = 1.47; **12"** = 5.88

# SAMPLING DATA

| SAMPLED BY (PRINT) / AFFILIATION: Erik Rygol / AECOM | SAMPLER(S) SIGNATURE(S): | SAMPLE TIME: 1035 |
|---|---|---|

| PUMP OR TUBING DEPTH IN WELL (feet): 36 | TUBING MATERIAL CODE: LDPE | FIELD-FILTERED: Y (N) Filtration Equipment Type: -- | FILTER SIZE: -- µm |
|---|---|---|---|

FIELD DECONTAMINATION: PUMP (Y) N TUBING Y (N (replaced)) DUPLICATE: Y (N)

| SAMPLE CONTAINER SPECIFICATION | | | | SAMPLE PRESERVATION (including wet ice) | | | INTENDED ANALYSIS AND/OR METHOD | SAMPLING EQUIPMENT CODE | SAMPLE PUMP FLOW RATE (gal per minute) |
|---|---|---|---|---|---|---|---|---|---|
| SAMPLE ID CODE | # CONTAINERS | MATERIAL CODE | VOLUME | PRESERVATIVE USED | TOTAL VOL ADDED IN FIELD (mL) | FINAL pH | | | |
| MW-35 | 4 | AG | 40 mL | HCl | 40 mL x 4 | 6.17 | 6200 | ESP | 0.1 |
| MW-35 | 3 | AG | 40 mL | HCl | 40 mL x 3 | 6.17 | VPH | ESP | 0.1 |
| MW-35 | 1 | PP | 250 mL | $HNO_3$ | 250 mL | 6.17 | Lead by 6010 | ESP | 0.1 |

REMARKS: good recharge. 8 well volumes purged. High turbidity.

**MATERIAL CODES**: **AG** = Amber Glass; **CG** = Clear Glass; **HDPE** = High Density Polyethylene; **LDPE** = Low Density Polyethylene; **PP** = Polypropylene; **S** = Silicone; **T** = Teflon; **O** = Other (Specify)

**SAMPLING EQUIPMENT CODES:** **APP** = After (Through) Peristaltic Pump; **B** = Bailer; **BP** = Bladder Pump; **ESP** = Electric Submersible Pump; **RFPP** = Reverse Flow Peristaltic Pump; **SM** = Straw Method (Tubing Gravity Drain); **O** = Other (Specify)

# GROUNDWATER SAMPLING LOG

| SITE NAME | SITE LOCATION | PROJECT NUMBER | WELL NAME | DATE |
|---|---|---|---|---|
| 2020-L1-2448 Incident | Huntersville, NC | 60639876 | MW-36 | 01/06/2021 |

| WELL DIAMETER (inches) | TUBING DIAMETER (inches) | WELL SCREEN INTERVAL DEPTH | DEPTH TO WATER (feet) | PUMP TYPE OR BAILER |
|---|---|---|---|---|
| 2 | 3/8 | 30.04 ft. to 45.04 ft. | 33.60 | Mansoon |

1 WELL VOLUME = (TD-DTW) x WELL CAPACITY
(45.04 ft. - 33.60 ft.) x 0.16 gal./ft. = 1.83 gallons

3 WELL VOLUMES = 1 WELL VOLUME X 3
1.83 gallons x 3 = 5.49 gallons

| PUMP DEPTH IN WELL (feet) | PURGING INITIATED AT | PURGING ENDED AT | TOTAL VOLUME PURGED (gallons) |
|---|---|---|---|
| 38 | 1605 | 1648 | 3.5 |

EQUIPMENT INFORMATION WATER QUALITY METER — MAKE/MODEL: YSI Pro Plus; SERIAL #: 15C104375

EQUIPMENT INFORMATION OIL/WATER INTERFACE PROBE — MAKE/MODEL: Heron H.01; SERIAL #: 01-7800

| TIME | VOLUME PURGED (gallons) | PURGE RATE (gpm) | DEPTH TO WATER (feet) | TEMP. (°C) | DO (mg/L) | COND. (µS/cm) | pH (standard units) | ORP (mV) | TURB. (NTU) | COLOR (describe) | ODOR (describe) |
|---|---|---|---|---|---|---|---|---|---|---|---|
| STABILIZATION CRITERIA: | | | <0.3 ft. drawdown | within 3% | within 10% or <0.5 mg/L | within 3% | ±0.1 unit | ±10 mV | within 10% or <5 NTU | -- | -- |
| 1605 | 0.00 | 0.1 | 33.72 | 14.9 | 7.78 | 181.2 | 6.29 | 187.4 | 562.6 | Cloudy white | None |
| 1610 | 0.5 | | 33.75 | 15.0 | 5.49 | 181.8 | 6.29 | 181.9 | 478.1 | | |
| 1615 | 1.0 | | 33.74 | 15.8 | 5.42 | 185.9 | 6.30 | 184.0 | 404.3 | | |
| 1620 | 1.5 | | 33.77 | 16.6 | 5.87 | 189.7 | 6.29 | 183.6 | 523.1 | | |
| 1625 | 2.0 | | 33.82 | 16.4 | 5.87 | 200.5 | 6.25 | 183.6 | 184.2 | | |
| 1630 | 2.5 | | 33.85 | 16.3 | 5.72 | 197.9 | 6.26 | 178.7 | 75.44 | Clear | |
| 1635 | 3.0 | | 33.87 | 16.2 | 5.82 | 196.3 | 6.27 | 174.1 | 81.79 | | |
| 1640 | 3.5 | | 33.90 | 16.3 | 5.74 | 195.7 | 6.29 | 170.9 | 82.49 | | |

01/06/21 AO

**WELL CAPACITY** (Gallons Per Foot): **0.75"** = 0.02; **1"** = 0.04; **1.25"** = 0.06; **2"** = 0.16; **3"** = 0.37; **4"** = 0.65; **5"** = 1.02; **6"** = 1.47; **12"** = 5.88

# SAMPLING DATA

| SAMPLED BY (PRINT) / AFFILIATION | SAMPLER(S) SIGNATURE(S) | SAMPLE TIME |
|---|---|---|
| Andrew O'Malia / AECOM | | 1645 |

| PUMP OR TUBING DEPTH IN WELL (feet) | TUBING MATERIAL CODE | FIELD-FILTERED | FILTER SIZE |
|---|---|---|---|
| | LDPE | Y (N) Filtration Equipment Type: -- | -- µm |

FIELD DECONTAMINATION: PUMP (Y) N TUBING Y (N) (replaced) DUPLICATE: Y (N)

| SAMPLE CONTAINER SPECIFICATION | | | | SAMPLE PRESERVATION (including wet ice) | | | INTENDED ANALYSIS AND/OR METHOD | SAMPLING EQUIPMENT CODE | SAMPLE PUMP FLOW RATE (gal per minute) |
|---|---|---|---|---|---|---|---|---|---|
| SAMPLE ID CODE | # CONTAINERS | MATERIAL CODE | VOLUME | PRESERVATIVE USED | TOTAL VOL ADDED IN FIELD (mL) | FINAL pH | | | |
| MW-36 | 4 | AG | 40 mL | HCl | 40 mL x 4 | 6.29 | 6200 | ESP | |
| 1 | 3 | AG | 40 mL | HCl | 40 mL x 3 | 1 | VPH | 1 | 1 |
| 1 | 1 | PP | 250 mL | $HNO_3$ | 250 mL | 1 | Lead by 6010 | 1 | 1 |

REMARKS: turbidity stable.

**MATERIAL CODES**: **AG** = Amber Glass; **CG** = Clear Glass; **HDPE** = High Density Polyethylene; **LDPE** = Low Density Polyethylene; **PP** = Polypropylene; **S** = Silicone; **T** = Teflon; **O** = Other (Specify)

**SAMPLING EQUIPMENT CODES**: **APP** = After (Through) Peristaltic Pump; **B** = Bailer; **BP** = Bladder Pump; **ESP** = Electric Submersible Pump; **RFPP** = Reverse Flow Peristaltic Pump; **SM** = Straw Method (Tubing Gravity Drain); **O** = Other (Specify)

# GROUNDWATER SAMPLING LOG

| SITE NAME: 2020-L1-2448 Incident | SITE LOCATION: Huntersville, NC | PROJECT NUMBER: 60639876 | WELL NAME: MW-36DR | DATE: 01/07/22 |
|---|---|---|---|---|

| WELL DIAMETER (inches): 2" | TUBING DIAMETER (inches): 3/8" | WELL SCREEN INTERVAL DEPTH: 114 ft. to 134 ft. | DEPTH TO WATER (feet): 31.43 | PUMP TYPE OR BAILER: Bladder |
|---|---|---|---|---|

1 WELL VOLUME = (TD-DTW) x WELL CAPACITY

( 134 ft. - 31.43 ft.) x 0.16 gal./ft. = 16.41 gallons

3 WELL VOLUMES = 1 WELL VOLUME X 3

16.41 gallons x 3 = 49.23 gallons

| PUMP DEPTH IN WELL (feet): 124 | PURGING INITIATED AT: 1240 | PURGING ENDED AT: 1340 | TOTAL VOLUME PURGED (gallons): 4.2 |
|---|---|---|---|

EQUIPMENT INFORMATION WATER QUALITY METER — MAKE/MODEL: YSI Pro Plus; SERIAL #: 16F100208

EQUIPMENT INFORMATION OIL/WATER INTERFACE PROBE — MAKE/MODEL: Heron H.Oil; SERIAL #: 01-7819

| TIME | VOLUME PURGED (gallons) | PURGE RATE (gpm) | DEPTH TO WATER (feet) | TEMP. (°C) | DO (mg/L) | COND. (µS/cm) | pH (standard units) | ORP (mV) | TURB. (NTU) | COLOR (describe) | ODOR (describe) |
|---|---|---|---|---|---|---|---|---|---|---|---|
| **STABILIZATION CRITERIA:** | | | <0.3 ft. drawdown | within 3% | within 10% or <0.5 mg/L | within 3% | ±0.1 unit | ±10 mV | within 10% or <5 NTU | -- | -- |
| 1250 | 0.7 | 0.07 | 36.35 | 14.7 | 1.29 | 240.1 | 7.60 | -150.4 | 8.91 | Clear | None |
| 1255 | 1.05 | | 39.06 | 14.9 | 0.95 | 235.9 | 7.58 | -152.8 | 6.52 | | |
| 1300 | 1.4 | | 42.32 | 14.8 | 0.85 | 234.6 | 7.58 | -153.4 | 5.25 | | |
| 1305 | 1.75 | | 44.31 | 14.5 | 0.72 | 232.3 | 7.58 | -153.6 | 5.17 | | |
| 1310 | 2.1 | | 45.87 | 14.3 | 0.59 | 229.9 | 7.56 | -155.4 | 5.11 | | |
| 1315 | 2.45 | | 47.45 | 14.5 | 0.57 | 230.8 | 7.59 | -156.1 | 5.07 | | |
| 1320 | 2.8 | | 48.12 | 14.5 | 0.56 | 230.1 | 7.58 | -156.2 | 4.97 | | |
| 1325 | 3.15 | | 48.80 | 14.5 | 0.55 | 231.0 | 7.58 | -156.5 | 4.82 | | |
| 1330 | 3.5 | | 52.18 | 14.1 | 0.52 | 228.7 | 7.57 | -156.4 | 4.33 | | |
| 1335 | 3.85 | | 53.43 | 14.3 | 0.51 | 230.8 | 7.57 | -156.4 | 4.41 | | |
| 1340 | 4.2 | | 55.00 | 14.4 | 0.50 | 231.0 | 7.57 | -156.4 | 3.78 | | |

Mike de Kozlowski 1/7/22

**WELL CAPACITY** (Gallons Per Foot): **0.75"** = 0.02; **1"** = 0.04; **1.25"** = 0.06; **2"** = 0.16; **3"** = 0.37; **4"** = 0.65; **5"** = 1.02; **6"** = 1.47; **12"** = 5.88

# SAMPLING DATA

| SAMPLED BY (PRINT) / AFFILIATION: Mike de Kozlowski / AECOM | SAMPLER(S) SIGNATURE(S): Mike de Kozlowski | SAMPLE TIME: 1350 |
|---|---|---|

| PUMP OR TUBING DEPTH IN WELL (feet): 124 | TUBING MATERIAL CODE: LDPE | FIELD-FILTERED: Y (N) Filtration Equipment Type: -- | FILTER SIZE: -- µm |
|---|---|---|---|

FIELD DECONTAMINATION: PUMP (Y) N TUBING Y (N (replaced)) DUPLICATE: Y (N)

| SAMPLE CONTAINER SPECIFICATION | | | | SAMPLE PRESERVATION (including wet ice) | | | INTENDED ANALYSIS AND/OR METHOD | SAMPLING EQUIPMENT CODE | SAMPLE PUMP FLOW RATE (gal per minute) |
|---|---|---|---|---|---|---|---|---|---|
| SAMPLE ID CODE | # CONTAINERS | MATERIAL CODE | VOLUME | PRESERVATIVE USED | TOTAL VOL ADDED IN FIELD (mL) | FINAL pH | | | |
| MW-36DR | 4 | AG | 40 mL | HCl | 40 mL x 4 | 7.57 | 6200 | ESP | 0.07 |
| | 3 | AG | 40 mL | HCl | 40 mL x 3 | | VPH | | |
| | 1 | PP | 250 mL | $HNO_3$ | 250 mL | | Lead by 6010 | | |

REMARKS:

Drawdown not stable after 1 hr purge. All other parameters stabilized.

Recharge: Slow

**MATERIAL CODES**: **AG** = Amber Glass; **CG** = Clear Glass; **HDPE** = High Density Polyethylene; **LDPE** = Low Density Polyethylene; **PP** = Polypropylene; **S** = Silicone; **T** = Teflon; **O** = Other (Specify)

**SAMPLING EQUIPMENT CODES:** **APP** = After (Through) Peristaltic Pump; **B** = Bailer; **BP** = Bladder Pump; **ESP** = Electric Submersible Pump; **RFPP** = Reverse Flow Peristaltic Pump; **SM** = Straw Method (Tubing Gravity Drain); **O** = Other (Specify)

# GROUNDWATER SAMPLING LOG

| SITE NAME: 2020-L1-2448 Incident | SITE LOCATION: Huntersville, NC | PROJECT NUMBER: 60639876 | WELL NAME: MW-41 | DATE: 1/6/22 |
|---|---|---|---|---|

| WELL DIAMETER (inches): 2 | TUBING DIAMETER (inches): 3/8 | WELL SCREEN INTERVAL DEPTH: 53.10 ft. to 68.10 ft. | DEPTH TO WATER (feet): 59.44 | PUMP TYPE OR BAILER: Monsoon |
|---|---|---|---|---|

1 WELL VOLUME = (TD-DTW) x WELL CAPACITY

( 68.10 ft. - 59.44 ft.) x 0.16 gal./ft. = 1.2 gallons

3 WELL VOLUMES = 1 WELL VOLUME X 3

1.2 gallons x 3 = 3.6 gallons

| PUMP DEPTH IN WELL (feet): 65 | PURGING INITIATED AT: 1307 | PURGING ENDED AT: 1405 | TOTAL VOLUME PURGED (gallons): 7 |
|---|---|---|---|

| EQUIPMENT INFORMATION WATER QUALITY METER | MAKE/MODEL: YSI Pro + SERIAL #: 16F100209 | EQUIPMENT INFORMATION OIL/WATER INTERFACE PROBE | MAKE/MODEL: Heron SERIAL #: 01.7821 |
|---|---|---|---|

| TIME | VOLUME PURGED (gallons) | PURGE RATE (gpm) | DEPTH TO WATER (feet) | TEMP. (°C) | DO (mg/L) | COND. (µS/cm) | pH (standard units) | ORP (mV) | TURB. (NTU) | COLOR (describe) | ODOR (describe) |
|---|---|---|---|---|---|---|---|---|---|---|---|
| **STABILIZATION CRITERIA:** | | | <0.3 ft. drawdown | within 3% | within 10% or <0.5 mg/L | within 3% | ±0.1 unit | ±10 mV | within 10% or <5 NTU | -- | -- |
| 1307 | 0 | 0.1 | 59.62 | 16.2 | 3.80 | 131.8 | 6.40 | 14.6 | >1100 | Cloudy | None |
| 1312 | 0.5 | 0.1 | 59.62 | 16.1 | 3.08 | 123.8 | 6.30 | -2.8 | >1100 | Cloudy | None |
| 1317 | 1.0 | 0.1 | 59.62 | 17.1 | 2.44 | 126.5 | 6.30 | -14.7 | 930.6 | Cloudy | None |
| 1322 | 1.5 | 0.1 | 59.62 | 17.4 | 2.45 | 125.2 | 6.30 | -16.8 | 839.3 | Cloudy | None |
| 1327 | 2 | 0.1 | 59.62 | 17.4 | 2.66 | 124.7 | 6.26 | -17.5 | 803.3 | cloudy | None |
| 1332 | 2.5 | 0.1 | 59.62 | 17.3 | 2.21 | 126.5 | 6.24 | -19.8 | 453.7 | Cloudy | None |
| 1337 | 3 | 0.1 | 59.62 | 17.1 | 2.05 | 127.0 | 6.24 | -21.0 | 113.8 | Cloudy | None |
| 1342 | 3.5 | 0.1 | 59.62 | 16.8 | 2.02 | 127.1 | 6.24 | -20.8 | 103.8 | cloudy | None |
| 1347 | 4 | 0.1 | 59.62 | 16.8 | 1.91 | 127.7 | 6.24 | -20.9 | 83.91 | Cloudy | None |

**WELL CAPACITY** (Gallons Per Foot): **0.75"** = 0.02; **1"** = 0.04; **1.25"** = 0.06; **2"** = 0.16; **3"** = 0.37; **4"** = 0.65; **5"** = 1.02; **6"** = 1.47; **12"** = 5.88

# SAMPLING DATA

| SAMPLED BY (PRINT) / AFFILIATION: Erik Rygol / AECOM | SAMPLER(S) SIGNATURE(S): | SAMPLE TIME: 1355 |
|---|---|---|

| PUMP OR TUBING DEPTH IN WELL (feet): 65 | TUBING MATERIAL CODE: LDPE | FIELD-FILTERED: Y (N) Filtration Equipment Type: -- | FILTER SIZE: -- µm |
|---|---|---|---|

FIELD DECONTAMINATION: PUMP (Y) N TUBING Y (N replaced) DUPLICATE: Y (N)

| SAMPLE CONTAINER SPECIFICATION | | | | SAMPLE PRESERVATION (including wet ice) | | | INTENDED ANALYSIS AND/OR METHOD | SAMPLING EQUIPMENT CODE | SAMPLE PUMP FLOW RATE (gal per minute) |
|---|---|---|---|---|---|---|---|---|---|
| SAMPLE ID CODE | # CONTAINERS | MATERIAL CODE | VOLUME | PRESERVATIVE USED | TOTAL VOL ADDED IN FIELD (mL) | FINAL pH | | | |
| MW-41 | 4 | AG | 40 mL | HCl | 40 mL x 4 | 6.24 | 6200 | ESP | 0.1 |
| MW-41 | 3 | AG | 40 mL | HCl | 40 mL x 3 | 6.24 | VPH | ESP | 0.1 |
| MW-41 | 1 | PP | 250 mL | $HNO_3$ | 250 mL | 6.24 | Lead by 6010 | ESP | 0.1 |

REMARKS: MNA Sample Collected. good recharge, High turbidity, 3well Volumes Purged.

**MATERIAL CODES**: **AG** = Amber Glass; **CG** = Clear Glass; **HDPE** = High Density Polyethylene; **LDPE** = Low Density Polyethylene; **PP** = Polypropylene; **S** = Silicone; **T** = Teflon; **O** = Other (Specify)

**SAMPLING EQUIPMENT CODES:** **APP** = After (Through) Peristaltic Pump; **B** = Bailer; **BP** = Bladder Pump; **ESP** = Electric Submersible Pump; **RFPP** = Reverse Flow Peristaltic Pump; **SM** = Straw Method (Tubing Gravity Drain); **O** = Other (Specify)

# GROUNDWATER SAMPLING LOG

| SITE NAME: 2020-L1-2448 Incident | SITE LOCATION: Huntersville, NC | PROJECT NUMBER: 60639876 | WELL NAME: MW-42 | DATE: 01/03/22 |
|---|---|---|---|---|
| WELL DIAMETER (inches): 4" | TUBING DIAMETER (inches): 3/8" | WELL SCREEN INTERVAL DEPTH: 10.90 feet to 50.90 feet | DEPTH TO WATER (feet): 44.73 | PUMP TYPE OR BAILER: ESP |

**WELL VOLUME PURGE: 1 WELL VOLUME** = (TOTAL WELL DEPTH – STATIC DEPTH TO WATER) X WELL CAPACITY
(only fill out if applicable)

= ( 50.90 feet – 44.73 feet) X 0.65 gallons/foot = 4.01 gallons

| PUMP DEPTH IN WELL (feet): 49.00 | PURGING INITIATED AT: 1245 | PURGING ENDED AT: 1320 | TOTAL VOLUME PURGED (gallons): 3.0 |
|---|---|---|---|

| TIME | VOLUME PURGED (gallons) | PURGE RATE (gpm) | DEPTH TO WATER (feet) | TEMP. (°C) | DO (mg/L) | COND. (µS/cm) | pH (standard units) | ORP (mV) | TURB. (NTU) | COLOR (describe) | ODOR (describe) |
|---|---|---|---|---|---|---|---|---|---|---|---|
| **STABILIZATION CRITERIA:** | | | <0.3 ft. drawdown | within 3% | within 10% or <0.5 mg/L | within 3% | ±0.1 unit | ±10 mV | within 10% or <5 NTU | -- | -- |
| 1245 | 0 | 0.085 | 44.93 | 16.0 | 3.73 | 327.2 | 6.49 | 140.1 | 89.61 | clear | none |
| 1250 | 0.43 | | 45.27 | 15.8 | 3.54 | 313.0 | 6.49 | 138.9 | 72.39 | | |
| 1255 | 0.85 | | 45.43 | 15.0 | 3.03 | 295.3 | 6.49 | 136.5 | 27.04 | | |
| 1300 | 1.28 | | 45.56 | 14.4 | 3.38 | 281.9 | 6.48 | 135.8 | 18.92 | | |
| 1305 | 1.7 | | 45.72 | 15.3 | 2.41 | 280.7 | 6.45 | 140.0 | 7.48 | | |
| 1310 | 2.13 | | 45.95 | 16.1 | 1.79 | 275.9 | 6.41 | 143.7 | 6.39 | | |
| 1315 | 2.6 | | 46.00 | 16.3 | 1.39 | 272.8 | 6.39 | 145.5 | 2.83 | | |
| 1320 | 3.0 | | 46.05 | 16.3 | 1.12 | 272.4 | 6.40 | 146.2 | 1.81 | | |



**WELL CAPACITY** (Gallons Per Foot): **0.75"** = 0.02; **1"** = 0.04; **1.25"** = 0.06; **2"** = 0.16; **3"** = 0.37; **4"** = 0.65; **5"** = 1.02; **6"** = 1.47; **12"** = 5.88

# SAMPLING DATA

| SAMPLED BY (PRINT) / AFFILIATION: JacobMiller/AECOM | SAMPLER(S) SIGNATURE(S): | SAMPLE TIME: 1325 |
|---|---|---|
| PUMP OR TUBING DEPTH IN WELL (feet): 49.00 | TUBING MATERIAL CODE: LDPE | FIELD-FILTERED: Y (N) Filtration Equipment Type: -- FILTER SIZE: -- µm |
| FIELD DECONTAMINATION: PUMP (Y) N TUBING Y (N) (replaced) | | DUPLICATE: Y (N) |

| SAMPLE CONTAINER SPECIFICATION | | | | SAMPLE PRESERVATION (including wet ice) | | | INTENDED ANALYSIS AND/OR METHOD | SAMPLING EQUIPMENT CODE | SAMPLE PUMP FLOW RATE (gal per minute) |
|---|---|---|---|---|---|---|---|---|---|
| SAMPLE ID CODE | # CONTAINERS | MATERIAL CODE | VOLUME | PRESERVATIVE USED | TOTAL VOL ADDED IN FIELD (mL) | FINAL pH | | | |
| MW-42 | 4 | AG | 40 mL | HCL | 40 mL x 4 | 6.40 | 6200 | ESP | 0.085 |
| | 3 | AG | 40 mL | HCL | 40 mL x 3 | | VPH | | |
| | 1 | PE | 250 mL | $HNO_3$ | 250 mL | | Lead by 6010 | | |

REMARKS: Fast recharge

**MATERIAL CODES**: **AG** = Amber Glass; **CG** = Clear Glass; **HDPE** = High Density Polyethylene; **LDPE** = Low Density Polyethylene; **PP** = Polypropylene; **S** = Silicone; **T** = Teflon; **O** = Other (Specify)

**SAMPLING EQUIPMENT CODES:** **APP** = After (Through) Peristaltic Pump; **B** = Bailer; **BP** = Bladder Pump; **ESP** = Electric Submersible Pump; **RFPP** = Reverse Flow Peristaltic Pump; **SM** = Straw Method (Tubing Gravity Drain); **O** = Other (Specify)

# GROUNDWATER SAMPLING LOG

| SITE NAME: 2020-L1-2448 Incident | SITE LOCATION: Huntersville, NC | PROJECT NUMBER: 60639876 | WELL NAME: MW-43 | DATE: 01/05/22 |
|---|---|---|---|---|
| WELL DIAMETER (inches): 4" | TUBING DIAMETER (inches): 3/8" | WELL SCREEN INTERVAL DEPTH: 15.22 feet to 50.22 feet | DEPTH TO WATER (feet): 41.42 | PUMP TYPE OR BAILER: ESP |

**WELL VOLUME PURGE: 1 WELL VOLUME** = (TOTAL WELL DEPTH – STATIC DEPTH TO WATER) X WELL CAPACITY
(only fill out if applicable)

= ( 50.22 feet – 41.42 feet) X 0.65 gallons/foot = 5.72 gallons

| PUMP DEPTH IN WELL (feet): 46.42 | PURGING INITIATED AT: 1535 | PURGING ENDED AT: 1555 | TOTAL VOLUME PURGED (gallons): 2.0 |
|---|---|---|---|

| TIME | VOLUME PURGED (gallons) | PURGE RATE (gpm) | DEPTH TO WATER (feet) | TEMP. (°C) | DO (mg/L) | COND. (µS/cm) | pH (standard units) | ORP (mV) | TURB. (NTU) | COLOR (describe) | ODOR (describe) |
|---|---|---|---|---|---|---|---|---|---|---|---|
| **STABILIZATION CRITERIA:** | | | <0.3 ft. drawdown | within 3% | within 10% or <0.5 mg/L | within 3% | ±0.1 unit | ±10 mV | within 10% or <5 NTU | -- | -- |
| 1535 | 0 | 0.1 | 41.80 | 16.1 | 8.51 | 133.2 | 6.31 | 143.0 | 5.26 | Clear | none |
| 1540 | 0.5 | | 41.87 | 16.4 | 6.12 | 133.8 | 6.28 | 142.8 | 1.23 | | |
| 1545 | 1.0 | | 41.95 | 16.6 | 5.96 | 134.6 | 6.26 | 142.3 | 0.74 | | |
| 1550 | 1.5 | | 42.00 | 16.7 | 5.71 | 134.7 | 6.26 | 141.8 | 0.31 | | |
| 1555 | 2.0 | | 42.04 | 16.8 | 5.82 | 134.8 | 6.26 | 141.2 | 0.14 | | |

**WELL CAPACITY** (Gallons Per Foot): **0.75"** = 0.02; **1"** = 0.04; **1.25"** = 0.06; **2"** = 0.16; **3"** = 0.37; **4"** = 0.65; **5"** = 1.02; **6"** = 1.47; **12"** = 5.88

# SAMPLING DATA

| SAMPLED BY (PRINT) / AFFILIATION: Jacob Miller/AECOM | SAMPLER(S) SIGNATURE(S): | SAMPLE TIME: 1600 |
|---|---|---|
| PUMP OR TUBING DEPTH IN WELL (feet): 46.42 | TUBING MATERIAL CODE: LDPE | FIELD-FILTERED: Y (N) Filtration Equipment Type: -- FILTER SIZE: -- µm |
| FIELD DECONTAMINATION: PUMP (Y) N TUBING Y (N) (replaced) | | DUPLICATE: Y (N) |

| SAMPLE CONTAINER SPECIFICATION | | | | SAMPLE PRESERVATION (including wet ice) | | | | | |
|---|---|---|---|---|---|---|---|---|---|
| SAMPLE ID CODE | # CONTAINERS | MATERIAL CODE | VOLUME | PRESERVATIVE USED | TOTAL VOL ADDED IN FIELD (mL) | FINAL pH | INTENDED ANALYSIS AND/OR METHOD | SAMPLING EQUIPMENT CODE | SAMPLE PUMP FLOW RATE (gal per minute) |
| MW-79 | 4 | AG | 40 mL | HCL | 40 mL x 4 | 6.26 | 6200 | ESP | 0.1 |
| | 3 | AG | 40 mL | HCL | 40 mL x 3 | | VPH | | |
| | 1 | PE | 250 mL | $HNO_3$ | 250 mL | | Lead by 6010 | | |

REMARKS: Fast recharge

**MATERIAL CODES**: **AG** = Amber Glass; **CG** = Clear Glass; **HDPE** = High Density Polyethylene; **LDPE** = Low Density Polyethylene; **PP** = Polypropylene; **S** = Silicone; **T** = Teflon; **O** = Other (Specify)

**SAMPLING EQUIPMENT CODES:** **APP** = After (Through) Peristaltic Pump; **B** = Bailer; **BP** = Bladder Pump; **ESP** = Electric Submersible Pump; **RFPP** = Reverse Flow Peristaltic Pump; **SM** = Straw Method (Tubing Gravity Drain); **O** = Other (Specify)

# GROUNDWATER SAMPLING LOG

| SITE NAME: 2020-L1-2448 Incident | SITE LOCATION: Huntersville, NC | PROJECT NUMBER: 60639876 | WELL NAME: MW-44 | DATE: 01/04/2022 |
|---|---|---|---|---|

| WELL DIAMETER (inches): | TUBING DIAMETER (inches): 3/8 | WELL SCREEN INTERVAL DEPTH: 14.85 ft. to 34.85 ft. | DEPTH TO WATER (feet): | PUMP TYPE OR BAILER: Bailer |
|---|---|---|---|---|

| 1 WELL VOLUME = (TD-DTW) x WELL CAPACITY | 3 WELL VOLUMES = 1 WELL VOLUME X 3 |
|---|---|
| (34.85 ft. - _____ ft.) x _____ gal./ft. = _____ gallons | _____ gallons x 3 = _____ gallons |

| PUMP DEPTH IN WELL (feet): n/a | PURGING INITIATED AT: | PURGING ENDED AT: | TOTAL VOLUME PURGED (gallons): |
|---|---|---|---|

| EQUIPMENT INFORMATION WATER QUALITY METER | MAKE/MODEL: YSI Pro Plus | SERIAL #: 15L104375 |
|---|---|---|
| EQUIPMENT INFORMATION OIL/WATER INTERFACE PROBE | MAKE/MODEL: Heron H.oil | SERIAL #: 01-7800 |

| TIME | VOLUME PURGED (gallons) | PURGE RATE (gpm) | DEPTH TO WATER (feet) | TEMP. (°C) | DO (mg/L) | COND. (µS/cm) | pH (standard units) | ORP (mV) | TURB. (NTU) | COLOR (describe) | ODOR (describe) |
|---|---|---|---|---|---|---|---|---|---|---|---|
| **STABILIZATION CRITERIA:** | | | <0.3 ft. drawdown | within 3% | within 10% or <0.5 mg/L | within 3% | ±0.1 unit | ±10 mV | within 10% or <5 NTU | -- | -- |
| | | | | | | | | | | | |
| | | | | | | | | | | | |
| | | | | | | | | | | | |
| | | | | | | | | | | | |
| | | | | | | | | | | | |
| | | | | | | | | | | | |
| | | | | | | | | | | | |
| | | | | | | | | | | | |
| | | | | | | | | | | | |
| | | | | | | | | | | | |
| | | | | | | | | | | | |
| | | | | | | | | | | | |
| | | | | | | | | | | | |
| | | | | | | | | | | | |
| | | | | | | | | | | | |
| | | | | | | | | | | | |
| | | | | | | | | | | | |
| | | | | | | | | | | | |
| | | | | | | | | | | | |
| | | | | | | | | | | | |
| | | | | | | | | | | | |
| | | | | | | | | | | | |
| | | | | | | | | | | | |
| | | | | | | | | | | | |

**WELL CAPACITY** (Gallons Per Foot): **0.75"** = 0.02; **1"** = 0.04; **1.25"** = 0.06; **2"** = 0.16; **3"** = 0.37; **4"** = 0.65; **5"** = 1.02; **6"** = 1.47; **12"** = 5.88

## SAMPLING DATA

| SAMPLED BY (PRINT) / AFFILIATION: Andrew Oimalia/ AECOM | SAMPLER(S) SIGNATURE(S): | SAMPLE TIME: |
|---|---|---|
| PUMP OR TUBING DEPTH IN WELL (feet): | TUBING MATERIAL CODE: Bailer | FIELD-FILTERED: Y (N) Filtration Equipment Type: -- FILTER SIZE: -- µm |
| FIELD DECONTAMINATION: PUMP Y N | TUBING Y N (replaced) | DUPLICATE: Y N |

| SAMPLE CONTAINER SPECIFICATION | | | | SAMPLE PRESERVATION (including wet ice) | | | | | |
|---|---|---|---|---|---|---|---|---|---|
| SAMPLE ID CODE | # CONTAINERS | MATERIAL CODE | VOLUME | PRESERVATIVE USED | TOTAL VOL ADDED IN FIELD (mL) | FINAL pH | INTENDED ANALYSIS AND/OR METHOD | SAMPLING EQUIPMENT CODE | SAMPLE PUMP FLOW RATE (gal per minute) |
| MW-44 | 4 | AG | 40 mL | HCl | 40 mL x 4 | | 6200 | B | n/a |
| 1 | 3 | AG | 40 mL | HCl | 40 mL x 3 | | VPH | 1 | 1 |
| 1 | 1 | PP | 250 mL | $HNO_3$ | 250 mL | | Lead by 6010 | 1 | 1 |

REMARKS:

**MATERIAL CODES**: **AG** = Amber Glass; **CG** = Clear Glass; **HDPE** = High Density Polyethylene; **LDPE** = Low Density Polyethylene; **PP** = Polypropylene; **S** = Silicone; **T** = Teflon; **O** = Other (Specify)

**SAMPLING EQUIPMENT CODES:** **APP** = After (Through) Peristaltic Pump; **B** = Bailer; **BP** = Bladder Pump; **ESP** = Electric Submersible Pump; **RFPP** = Reverse Flow Peristaltic Pump; **SM** = Straw Method (Tubing Gravity Drain); **O** = Other (Specify)

# GROUNDWATER SAMPLING LOG

| SITE NAME | SITE LOCATION | PROJECT NUMBER | WELL NAME | DATE |
|---|---|---|---|---|
| 2020-L1-2448 Incident | Huntersville, NC | 60639876 | MW-45 | 01/03/22 |

| WELL DIAMETER (inches) | TUBING DIAMETER (inches) | WELL SCREEN INTERVAL DEPTH | DEPTH TO WATER (feet) | PUMP TYPE OR BAILER |
|---|---|---|---|---|
| 4 | 3/8 | 12.84 ft. to 52.84 ft. | 40.4 | Monsoon XL |

1 WELL VOLUME = (TD-DTW) x WELL CAPACITY
(52.84 ft. - 40.4 ft.) x 0.65 gal./ft. = 8.09 gallons

3 WELL VOLUMES = 1 WELL VOLUME X 3
8.09 gallons x 3 = 24.26 gallons

| PUMP DEPTH IN WELL (feet) | PURGING INITIATED AT | PURGING ENDED AT | TOTAL VOLUME PURGED (gallons) |
|---|---|---|---|
| 45.4 | 1410 | 1455 | 4.5 |

EQUIPMENT INFORMATION WATER QUALITY METER — MAKE/MODEL: YSI PRO+ / Quatro — SERIAL #: 15B1022264

EQUIPMENT INFORMATION OIL/WATER INTERFACE PROBE — MAKE/MODEL: Heron Instruments H.Oil — SERIAL #: 01-5285

| TIME | VOLUME PURGED (gallons) | PURGE RATE (gpm) | DEPTH TO WATER (feet) | TEMP. (°C) | DO (mg/L) | COND. (µS/cm) | pH (standard units) | ORP (mV) | TURB. (NTU) | COLOR (describe) | ODOR (describe) |
|---|---|---|---|---|---|---|---|---|---|---|---|
| **STABILIZATION CRITERIA:** | | | <0.3 ft. drawdown | within 3% | within 10% or <0.5 mg/L | within 3% | ±0.1 unit | ±10 mV | within 10% or <5 NTU | -- | -- |
| 1420 | 1.0 | 0.1 | 41.45 | 16.4 | 5.05 | 598 | 6.26 | 157.6 | 9.57 | clear | none |
| 1425 | 0.5 | ↓ | 41.77 | 16.6 | 4.85 | 587 | 6.26 | 161.2 | 7.94 | ↓ | ↓ |
| 1430 | ↓ | ↓ | 41.81 | 15.9 | 4.77 | 569 | 6.25 | 163.9 | 5.21 | ↓ | ↓ |
| 1435 | ↓ | ↓ | 41.72 | 16.2 | 4.71 | 561 | 6.25 | 165.1 | 4.64 | ↓ | ↓ |
| 1440 | ↓ | ↓ | 41.70 | 15.6 | 4.59 | 545 | 6.24 | 167.2 | 5.48 | ↓ | ↓ |
| 1445 | ↓ | ↓ | 41.76 | 16.6 | 4.75 | 548 | 6.25 | 167.0 | 5.44 | ↓ | ↓ |
| 1450 | ↓ | ↓ | 41.77 | 16.7 | 4.75 | 541 | 6.25 | 168.1 | 6.65 | ↓ | ↓ |
| 1455 | ↓ | ↓ | 41.74 | 16.8 | 4.79 | 544 | 6.25 | 169.9 | 4.17 | ↓ | ↓ |

**WELL CAPACITY** (Gallons Per Foot): **0.75"** = 0.02; **1"** = 0.04; **1.25"** = 0.06; **2"** = 0.16; **3"** = 0.37; **4"** = 0.65; **5"** = 1.02; **6"** = 1.47; **12"** = 5.88

# SAMPLING DATA

| SAMPLED BY (PRINT) / AFFILIATION | SAMPLER(S) SIGNATURE(S) | SAMPLE TIME |
|---|---|---|
| Emilia Torrellas / AECOM | Emilia A. Torrellas | 1455 |

| PUMP OR TUBING DEPTH IN WELL (feet) | TUBING MATERIAL CODE | FIELD-FILTERED: Y (N) | FILTER SIZE: -- µm |
|---|---|---|---|
| 45.4 | LDPE | Filtration Equipment Type: -- | |

FIELD DECONTAMINATION: PUMP (Y) N TUBING (Y) N (replaced) DUPLICATE: Y (N)

| SAMPLE CONTAINER SPECIFICATION | | | | SAMPLE PRESERVATION (including wet ice) | | | | | |
|---|---|---|---|---|---|---|---|---|---|
| SAMPLE ID CODE | # CONTAINERS | MATERIAL CODE | VOLUME | PRESERVATIVE USED | TOTAL VOL ADDED IN FIELD (mL) | FINAL pH | INTENDED ANALYSIS AND/OR METHOD | SAMPLING EQUIPMENT CODE | SAMPLE PUMP FLOW RATE (gal per minute) |
| MW-45 | 4 | AG | 40 mL | HCl | 40 mL x 4 | 6.25 | 6200 | ESP | 0.1 |
| ↓ | 3 | AG | 40 mL | HCl | 40 mL x 3 | ↓ | VPH | ↓ | ↓ |
| ↓ | 1 | PP | 250 mL | $HNO_3$ | 250 mL | ↓ | Lead by 6010 | ↓ | ↓ |

REMARKS:

**MATERIAL CODES**: **AG** = Amber Glass; **CG** = Clear Glass; **HDPE** = High Density Polyethylene; **LDPE** = Low Density Polyethylene; **PP** = Polypropylene; **S** = Silicone; **T** = Teflon; **O** = Other (Specify)

**SAMPLING EQUIPMENT CODES**: **APP** = After (Through) Peristaltic Pump; **B** = Bailer; **BP** = Bladder Pump; **ESP** = Electric Submersible Pump; **RFPP** = Reverse Flow Peristaltic Pump; **SM** = Straw Method (Tubing Gravity Drain); **O** = Other (Specify)

# GROUNDWATER SAMPLING LOG

| SITE NAME: 2020-L1-2448 Incident | SITE LOCATION: Huntersville, NC | PROJECT NUMBER: 60639876 | WELL NAME: MW-46 | DATE: 01/04/22 |
|---|---|---|---|---|
| WELL DIAMETER (inches): 4" | TUBING DIAMETER (inches): 3/8" | WELL SCREEN INTERVAL DEPTH: 33.20 feet to 43.20 feet | DEPTH TO WATER (feet): 37.30 | PUMP TYPE OR BAILER: ESP |

**WELL VOLUME PURGE: 1 WELL VOLUME** = (TOTAL WELL DEPTH – STATIC DEPTH TO WATER) X WELL CAPACITY
(only fill out if applicable)
= ( 43.20 feet – 37.30 feet) X 0.65 gallons/foot = 3.84 gallons

| PUMP DEPTH IN WELL (feet): 42.00 | PURGING INITIATED AT: 955 | PURGING ENDED AT: 1025 | TOTAL VOLUME PURGED (gallons): 3.0 |
|---|---|---|---|

| TIME | VOLUME PURGED (gallons) | PURGE RATE (gpm) | DEPTH TO WATER (feet) | TEMP. (°C) | DO (mg/L) | COND. (µS/cm) | pH (standard units) | ORP (mV) | TURB. (NTU) | COLOR (describe) | ODOR (describe) |
|---|---|---|---|---|---|---|---|---|---|---|---|
| **STABILIZATION CRITERIA:** | | | <0.3 ft. drawdown | within 3% | within 10% or <0.5 mg/L | within 3% | ±0.1 unit | ±10 mV | within 10% or <5 NTU | -- | -- |
| 955 | 0 | 0.1 | 37.88 | 13.7 | 6.67 | 173.6 | 6.31 | 140.0 | 8.79 | Clear | none |
| 1000 | 0.5 | | 38.48 | 15.7 | 6.15 | 182.3 | 6.25 | 141.5 | 13.93 | | |
| 1005 | 1.0 | | 39.15 | 15.9 | 4.63 | 181.9 | 6.25 | 142.2 | 18.07 | | |
| 1010 | 1.5 | | 39.33 | 15.5 | 4.22 | 178.3 | 6.26 | 142.8 | 5.67 | | |
| 1015 | 2.0 | | 39.41 | 15.6 | 4.11 | 181.2 | 6.25 | 145.1 | 4.77 | | |
| 1020 | 2.5 | | 39.48 | 15.6 | 4.07 | 180.5 | 6.25 | 144.8 | 3.21 | | |
| 1025 | 3.0 | | 39.54 | 15.5 | 3.98 | 181.7 | 6.25 | 143.7 | 1.37 | | |

**WELL CAPACITY** (Gallons Per Foot): **0.75"** = 0.02; **1"** = 0.04; **1.25"** = 0.06; **2"** = 0.16; **3"** = 0.37; **4"** = 0.65; **5"** = 1.02; **6"** = 1.47; **12"** = 5.88

# SAMPLING DATA

| SAMPLED BY (PRINT) / AFFILIATION: Jacob Miller/AECom | SAMPLER(S) SIGNATURE(S): | SAMPLE TIME: 1030 |
|---|---|---|
| PUMP OR TUBING DEPTH IN WELL (feet): 42.00 | TUBING MATERIAL CODE: LDPE | FIELD-FILTERED: Y (N) Filtration Equipment Type: -- FILTER SIZE: -- µm |
| FIELD DECONTAMINATION: PUMP (Y) N TUBING Y (N) (replaced) | | DUPLICATE: Y (N) |

| SAMPLE CONTAINER SPECIFICATION | | | | SAMPLE PRESERVATION (including wet ice) | | | INTENDED ANALYSIS AND/OR METHOD | SAMPLING EQUIPMENT CODE | SAMPLE PUMP FLOW RATE (gal per minute) |
|---|---|---|---|---|---|---|---|---|---|
| SAMPLE ID CODE | # CONTAINERS | MATERIAL CODE | VOLUME | PRESERVATIVE USED | TOTAL VOL ADDED IN FIELD (mL) | FINAL pH | | | |
| MW-46 | 4 | AG | 40 mL | HCL | 40 mL x 4 | 6.25 | 6200 | ESP | 0.1 |
| | 3 | AG | 40 mL | HCL | 40 mL x 3 | | VPH | | |
| | 1 | PE | 250 mL | $HNO_3$ | 250 mL | | Lead by 6010 | | |

REMARKS: Moderate recharge

**MATERIAL CODES**: **AG** = Amber Glass; **CG** = Clear Glass; **HDPE** = High Density Polyethylene; **LDPE** = Low Density Polyethylene; **PP** = Polypropylene; **S** = Silicone; **T** = Teflon; **O** = Other (Specify)

**SAMPLING EQUIPMENT CODES:** **APP** = After (Through) Peristaltic Pump; **B** = Bailer; **BP** = Bladder Pump; **ESP** = Electric Submersible Pump; **RFPP** = Reverse Flow Peristaltic Pump; **SM** = Straw Method (Tubing Gravity Drain); **O** = Other (Specify)

# GROUNDWATER SAMPLING LOG

| SITE NAME | SITE LOCATION | PROJECT NUMBER | WELL NAME | DATE |
|---|---|---|---|---|
| 2020-L1-2448 Incident | Huntersville, NC | 60639876 | MW-49 | 01/03/22 |

| WELL DIAMETER (inches) | TUBING DIAMETER (inches) | WELL SCREEN INTERVAL DEPTH | DEPTH TO WATER (feet) | PUMP TYPE OR BAILER |
|---|---|---|---|---|
| 4 | 3/8 | 14.58 ft. to 54.58 ft. | 38.41 | Monsoon XL |

1 WELL VOLUME = (TD-DTW) x WELL CAPACITY

(54.58 ft. - 38.41 ft.) x 0.65 gal./ft. = 10.51 gallons

3 WELL VOLUMES = 1 WELL VOLUME X 3

10.51 gallons x 3 = 31.53 gallons

| PUMP DEPTH IN WELL (feet) | PURGING INITIATED AT | PURGING ENDED AT | TOTAL VOLUME PURGED (gallons) |
|---|---|---|---|
| 43.41 | 1555 | 1625 | 30 |

EQUIPMENT INFORMATION WATER QUALITY METER — MAKE/MODEL: YSI PRO+ / Quatro — SERIAL #: 15B1022264

EQUIPMENT INFORMATION OIL/WATER INTERFACE PROBE — MAKE/MODEL: Heron Instruments H.OIL — SERIAL #: 01-5285

| TIME | VOLUME PURGED (gallons) | PURGE RATE (gpm) | DEPTH TO WATER (feet) | TEMP. (°C) | DO (mg/L) | COND. (µS/cm) | pH (standard units) | ORP (mV) | TURB. (NTU) | COLOR (describe) | ODOR (describe) |
|---|---|---|---|---|---|---|---|---|---|---|---|
| **STABILIZATION CRITERIA:** | | | <0.3 ft. drawdown | within 3% | within 10% or <0.5 mg/L | within 3% | ±0.1 unit | ±10 mV | within 10% or <5 NTU | -- | -- |
| 1605 | 1.0 | 0.1 | 38.63 | 16.1 | 6.29 | 164.2 | 6.21 | 181.2 | 4.02 | Clear | None |
| 1610 | 0.5 | ↓ | 38.62 | 16.3 | 6.27 | 164.6 | 6.20 | 183.3 | 3.25 | ↓ | ↓ |
| 1615 | ↓ | ↓ | 38.61 | 16.1 | 6.19 | 164.1 | 6.19 | 184.6 | 2.79 | ↓ | ↓ |
| 1620 | ↓ | ↓ | 38.58 | 16.4 | 6.16 | 164.3 | 6.18 | 187.5 | 2.86 | ↓ | ↓ |
| 1625 | ↓ | ↓ | 38.55 | 16.4 | 6.19 | 164.2 | 6.17 | 188.1 | 3.06 | ↓ | ↓ |

**WELL CAPACITY** (Gallons Per Foot): **0.75"** = 0.02; **1"** = 0.04; **1.25"** = 0.06; **2"** = 0.16; **3"** = 0.37; **4"** = 0.65; **5"** = 1.02; **6"** = 1.47; **12"** = 5.88

## SAMPLING DATA

| SAMPLED BY (PRINT) / AFFILIATION | SAMPLER(S) SIGNATURE(S) | SAMPLE TIME |
|---|---|---|
| Emilia Torrellas / AECOM | Emilia A. Torrellas | 1625 |

| PUMP OR TUBING DEPTH IN WELL (feet) | TUBING MATERIAL CODE | FIELD-FILTERED | FILTER SIZE |
|---|---|---|---|
| 43.41 | LDPE | Y (N) Filtration Equipment Type: -- | -- µm |

FIELD DECONTAMINATION: PUMP (Y) N TUBING (Y) N (replaced) DUPLICATE: Y (N)

| SAMPLE CONTAINER SPECIFICATION | | | | SAMPLE PRESERVATION (including wet ice) | | | | | |
|---|---|---|---|---|---|---|---|---|---|
| SAMPLE ID CODE | # CONTAINERS | MATERIAL CODE | VOLUME | PRESERVATIVE USED | TOTAL VOL ADDED IN FIELD (mL) | FINAL pH | INTENDED ANALYSIS AND/OR METHOD | SAMPLING EQUIPMENT CODE | SAMPLE PUMP FLOW RATE (gal per minute) |
| MW-49 | 4 | AG | 40 mL | HCl | 40 mL x 4 | | 6200 | ESP | 0.1 |
| ↓ | 3 | AG | 40 mL | HCl | 40 mL x 3 | ↓ | VPH | ↓ | ↓ |
| ↓ | 1 | PP | 250 mL | $HNO_3$ | 250 mL | ↓ | Lead by 6010 | ↓ | ↓ |

REMARKS:

**MATERIAL CODES**: **AG** = Amber Glass; **CG** = Clear Glass; **HDPE** = High Density Polyethylene; **LDPE** = Low Density Polyethylene; **PP** = Polypropylene; **S** = Silicone; **T** = Teflon; **O** = Other (Specify)

**SAMPLING EQUIPMENT CODES**: **APP** = After (Through) Peristaltic Pump; **B** = Bailer; **BP** = Bladder Pump; **ESP** = Electric Submersible Pump; **RFPP** = Reverse Flow Peristaltic Pump; **SM** = Straw Method (Tubing Gravity Drain); **O** = Other (Specify)

# GROUNDWATER SAMPLING LOG

| SITE NAME: 2020-L1-2448 Incident | SITE LOCATION: Huntersville, NC | PROJECT NUMBER: 60639876 | WELL NAME: MW-50 | DATE: 01/03/22 |
|---|---|---|---|---|
| WELL DIAMETER (inches): 4" | TUBING DIAMETER (inches): 3/8" | WELL SCREEN INTERVAL DEPTH: 16.75 feet to 56.75 feet | DEPTH TO WATER (feet): 42.31 | PUMP TYPE OR BAILER: ESP |

**WELL VOLUME PURGE: 1 WELL VOLUME** = (TOTAL WELL DEPTH – STATIC DEPTH TO WATER) X WELL CAPACITY
(only fill out if applicable)

= ( 56.75 feet – 42.31 feet) X 0.65 gallons/foot = 9.39 gallons

| PUMP DEPTH IN WELL (feet): 47.31 | PURGING INITIATED AT: 1540 | PURGING ENDED AT: 1610 | TOTAL VOLUME PURGED (gallons): 2.0 |
|---|---|---|---|

| TIME | VOLUME PURGED (gallons) | PURGE RATE (gpm) | DEPTH TO WATER (feet) | TEMP. (°C) | DO (mg/L) | COND. (µS/cm) | pH (standard units) | ORP (mV) | TURB. (NTU) | COLOR (describe) | ODOR (describe) |
|---|---|---|---|---|---|---|---|---|---|---|---|
| **STABILIZATION CRITERIA:** | | | <0.3 ft. drawdown | within 3% | within 10% or <0.5 mg/L | within 3% | ±0.1 unit | ±10 mV | within 10% or <5 NTU | -- | -- |
| 1540 | 0.0 | 0.06 | 42.61 | 14.7 | 4.79 | 157.7 | 6.43 | 145.0 | 10.17 | Clear | none |
| 1545 | 0.33 | | 42.80 | 15.6 | 4.44 | 158.8 | 6.43 | 144.6 | 2.55 | | |
| 1550 | 0.66 | | 43.00 | 16.2 | 1.75 | 160.7 | 6.43 | 143.3 | 1.47 | | |
| 1555 | 1.0 | | 43.15 | 15.8 | 0.70 | 159.5 | 6.44 | 141.0 | 1.63 | | |
| 1600 | 1.33 | | 43.25 | 15.9 | 0.55 | 159.6 | 6.43 | 141.0 | 0.91 | | |
| 1605 | 1.66 | | 43.30 | 15.9 | 0.47 | 157.9 | 6.45 | 139.9 | 0.88 | | |
| 1610 | 2.0 | | 43.32 | 15.7 | 0.44 | 157.4 | 6.43 | 139.5 | 0.88 | | |



**WELL CAPACITY** (Gallons Per Foot): **0.75"** = 0.02; **1"** = 0.04; **1.25"** = 0.06; **2"** = 0.16; **3"** = 0.37; **4"** = 0.65; **5"** = 1.02; **6"** = 1.47; **12"** = 5.88

# SAMPLING DATA

| SAMPLED BY (PRINT) / AFFILIATION: Jacob Miller/AECOM | SAMPLER(S) SIGNATURE(S): | SAMPLE TIME: 1615 |
|---|---|---|
| PUMP OR TUBING DEPTH IN WELL (feet): 47.31 | TUBING MATERIAL CODE: LDPE | FIELD-FILTERED: Y (N) Filtration Equipment Type: -- FILTER SIZE: -- µm |
| FIELD DECONTAMINATION: PUMP (Y) N TUBING Y (N) (replaced) | | DUPLICATE: Y (N) |

| SAMPLE CONTAINER SPECIFICATION | | | | SAMPLE PRESERVATION (including wet ice) | | | INTENDED ANALYSIS AND/OR METHOD | SAMPLING EQUIPMENT CODE | SAMPLE PUMP FLOW RATE (gal per minute) |
|---|---|---|---|---|---|---|---|---|---|
| SAMPLE ID CODE | # CONTAINERS | MATERIAL CODE | VOLUME | PRESERVATIVE USED | TOTAL VOL ADDED IN FIELD (mL) | FINAL pH | | | |
| MW-50 | 4 | AG | 40 mL | HCL | 40 mL x 4 | 6.43 | 6200 | ESP | 0.06 |
| " | 3 | AG | 40 mL | HCL | 40 mL x 3 | " | VPH | " | " |
| " | 1 | PE | 250 mL | $HNO_3$ | 250 mL | " | Lead by 6010 | " | " |

REMARKS: EB-2-20220103 1 hr on after moderate recharge

**MATERIAL CODES**: **AG** = Amber Glass; **CG** = Clear Glass; **HDPE** = High Density Polyethylene; **LDPE** = Low Density Polyethylene; **PP** = Polypropylene; **S** = Silicone; **T** = Teflon; **O** = Other (Specify)

**SAMPLING EQUIPMENT CODES:** **APP** = After (Through) Peristaltic Pump; **B** = Bailer; **BP** = Bladder Pump; **ESP** = Electric Submersible Pump; **RFPP** = Reverse Flow Peristaltic Pump; **SM** = Straw Method (Tubing Gravity Drain); **O** = Other (Specify)

# GROUNDWATER SAMPLING LOG

| SITE NAME | SITE LOCATION | PROJECT NUMBER | WELL NAME | DATE |
|---|---|---|---|---|
| 2020-L1-2448 Incident | Huntersville, NC | 60639876 | MW-51 | 01/03/22 |

| WELL DIAMETER (inches) | TUBING DIAMETER (inches) | WELL SCREEN INTERVAL DEPTH | DEPTH TO WATER (feet) | PUMP TYPE OR BAILER |
|---|---|---|---|---|
| 4 | 3/8 | 20.97 ft. to 50.97 ft. | 42.32 | Monsoon XL |

1 WELL VOLUME = (TD-DTW) x WELL CAPACITY

( 50.97 ft. - 42.32 ft.) x 0.65 gal./ft. = 5.62 gallons

3 WELL VOLUMES = 1 WELL VOLUME X 3

5.62 gallons x 3 = 16.87 gallons

| PUMP DEPTH IN WELL (feet) | PURGING INITIATED AT | PURGING ENDED AT | TOTAL VOLUME PURGED (gallons) |
|---|---|---|---|
| 47.32 | 1200 | 1240 | 4 |

| EQUIPMENT INFORMATION | MAKE/MODEL | SERIAL # |
|---|---|---|
| WATER QUALITY METER | YSI PRO+ / Quatro | 15B1022264 |
| OIL/WATER INTERFACE PROBE | Heron Instruments H.OIL | 01-5285 |

| TIME | VOLUME PURGED (gallons) | PURGE RATE (gpm) | DEPTH TO WATER (feet) | TEMP. (°C) | DO (mg/L) | COND. (µS/cm) | pH (standard units) | ORP (mV) | TURB. (NTU) | COLOR (describe) | ODOR (describe) |
|---|---|---|---|---|---|---|---|---|---|---|---|
| **STABILIZATION CRITERIA:** | | | <0.3 ft. drawdown | within 3% | within 10% or <0.5 mg/L | within 3% | ±0.1 unit | ±10 mV | within 10% or <5 NTU | -- | -- |
| 1210 | 1.0 | 0.1 | 45.19 | 15.8 | 8.32 | 262.4 | 6.26 | 154.9 | 262.9 | Cloudy | None |
| 1215 | 0.5 | ↓ | 45.25 | 15.2 | 4.92 | 259.0 | 6.25 | 153.6 | 220.9 | ↓ | ↓ |
| 1220 | 0.5 | | 45.22 | 14.5 | 5.29 | 256.4 | 6.22 | 156.3 | 188.3 | | |
| 1225 | 0.5 | | 45.19 | 14.3 | 5.53 | 264.1 | 6.22 | 157.8 | 162.1 | | |
| 1230 | 0.5 | | 45.19 | 14.4 | 5.53 | 263.9 | 6.22 | 160.1 | 166.4 | | |
| 1235 | 0.5 | | 45.18 | 14.4 | 5.53 | 263.9 | 6.22 | 162.0 | 165.0 | | |
| 1240 | 0.5 | ↓ | 45.18 | 14.2 | 5.52 | 263.6 | 6.22 | 166.4 | 160.9 | ↓ | ↓ |

**WELL CAPACITY** (Gallons Per Foot): **0.75"** = 0.02; **1"** = 0.04; **1.25"** = 0.06; **2"** = 0.16; **3"** = 0.37; **4"** = 0.65; **5"** = 1.02; **6"** = 1.47; **12"** = 5.88

# SAMPLING DATA

| SAMPLED BY (PRINT) / AFFILIATION | SAMPLER(S) SIGNATURE(S) | SAMPLE TIME |
|---|---|---|
| Emilia Torrellas / AECOM | Emilia A. Torrellas | 1240 |

| PUMP OR TUBING DEPTH IN WELL (feet) | TUBING MATERIAL CODE | FIELD-FILTERED | FILTER SIZE |
|---|---|---|---|
| 47.32 | LDPE | Y (N) Filtration Equipment Type: -- | -- µm |

FIELD DECONTAMINATION: PUMP (Y) N TUBING (Y) N (replaced) DUPLICATE: (Y) N

| SAMPLE CONTAINER SPECIFICATION | | | | SAMPLE PRESERVATION (including wet ice) | | | INTENDED ANALYSIS AND/OR METHOD | SAMPLING EQUIPMENT CODE | SAMPLE PUMP FLOW RATE (gal per minute) |
|---|---|---|---|---|---|---|---|---|---|
| SAMPLE ID CODE | # CONTAINERS | MATERIAL CODE | VOLUME | PRESERVATIVE USED | TOTAL VOL ADDED IN FIELD (mL) | FINAL pH | | | |
| MW-51 | 4 | AG | 40 mL | HCl | 40 mL x 4 | 6.22 | 6200 | ESP | 0.1 |
| ↓ | 3 | AG | 40 mL | HCl | 40 mL x 3 | ↓ | VPH | ↓ | ↓ |
| ↓ | 1 | PP | 250 mL | $HNO_3$ | 250 mL | ↓ | Lead by 6010 | ↓ | ↓ |

REMARKS:

**MATERIAL CODES**: **AG** = Amber Glass; **CG** = Clear Glass; **HDPE** = High Density Polyethylene; **LDPE** = Low Density Polyethylene; **PP** = Polypropylene; **S** = Silicone; **T** = Teflon; **O** = Other (Specify)

**SAMPLING EQUIPMENT CODES**: **APP** = After (Through) Peristaltic Pump; **B** = Bailer; **BP** = Bladder Pump; **ESP** = Electric Submersible Pump; **RFPP** = Reverse Flow Peristaltic Pump; **SM** = Straw Method (Tubing Gravity Drain); **O** = Other (Specify)

# GROUNDWATER SAMPLING LOG

| SITE NAME: 2020-L1-2448 Incident | SITE LOCATION: Huntersville, NC | PROJECT NUMBER: 60639876 | WELL NAME: MW-52 | DATE: 1/6/22 |
|---|---|---|---|---|
| WELL DIAMETER (inches): 4" | TUBING DIAMETER (inches): 3/8" | WELL SCREEN INTERVAL DEPTH: 26.98 feet to 56.98 feet | DEPTH TO WATER (feet): 38.85 | PUMP TYPE OR BAILER: ESP |

**WELL VOLUME PURGE: 1 WELL VOLUME** = (TOTAL WELL DEPTH – STATIC DEPTH TO WATER) X WELL CAPACITY
(only fill out if applicable)

= ( 56.98 feet – 38.85 feet) X 0.65 gallons/foot = 11.78 gallons

| PUMP DEPTH IN WELL (feet): 43.85 | PURGING INITIATED AT: 1110 | PURGING ENDED AT: 1130 | TOTAL VOLUME PURGED (gallons): 2.0 |
|---|---|---|---|

| TIME | VOLUME PURGED (gallons) | PURGE RATE (gpm) | DEPTH TO WATER (feet) | TEMP. (°C) | DO (mg/L) | COND. (µS/cm) | pH (standard units) | ORP (mV) | TURB. (NTU) | COLOR (describe) | ODOR (describe) |
|---|---|---|---|---|---|---|---|---|---|---|---|
| **STABILIZATION CRITERIA:** | | | <0.3 ft. drawdown | within 3% | within 10% or <0.5 mg/L | within 3% | ±0.1 unit | ±10 mV | within 10% or <5 NTU | -- | -- |
| 1110 | 0 | 0.1 | 39.08 | 15.0 | 0.84 | 163.2 | 6.56 | 141.7 | 14.38 | clear | none |
| 1115 | 0.5 | | 39.14 | 15.4 | 0.69 | 164.3 | 6.56 | 141.7 | 10.21 | | |
| 1120 | 1.0 | | 39.19 | 15.8 | 0.58 | 166.9 | 6.56 | 141.7 | 4.94 | | |
| 1125 | 1.5 | | 39.20 | 15.8 | 0.51 | 167.0 | 6.56 | 141.5 | 3.61 | | |
| 1130 | 2.0 | | 39.23 | 15.8 | 0.47 | 167.2 | 6.57 | 141.3 | 3.01 | | |

**WELL CAPACITY** (Gallons Per Foot): **0.75"** = 0.02; **1"** = 0.04; **1.25"** = 0.06; **2"** = 0.16; **3"** = 0.37; **4"** = 0.65; **5"** = 1.02; **6"** = 1.47; **12"** = 5.88

# SAMPLING DATA

| SAMPLED BY (PRINT) / AFFILIATION: Jacob Miller/AECOM | SAMPLER(S) SIGNATURE(S): | SAMPLE TIME: 1140 |
|---|---|---|
| PUMP OR TUBING DEPTH IN WELL (feet): 43.85 | TUBING MATERIAL CODE: LDPE | FIELD-FILTERED: Y (N) Filtration Equipment Type: -- FILTER SIZE: -- µm |
| FIELD DECONTAMINATION: PUMP (Y) N TUBING Y (N)(replaced) | | DUPLICATE: Y (N) |

| SAMPLE CONTAINER SPECIFICATION | | | | SAMPLE PRESERVATION (including wet ice) | | | | | |
|---|---|---|---|---|---|---|---|---|---|
| SAMPLE ID CODE | # CONTAINERS | MATERIAL CODE | VOLUME | PRESERVATIVE USED | TOTAL VOL ADDED IN FIELD (mL) | FINAL pH | INTENDED ANALYSIS AND/OR METHOD | SAMPLING EQUIPMENT CODE | SAMPLE PUMP FLOW RATE (gal per minute) |
| MW-52 | 4 | AG | 40 mL | HCL | 40 mL x 4 | 6.57 | 6200 | ESP | 0.1 |
| | 3 | AG | 40 mL | HCL | 40 mL x 3 | | VPH | | |
| | 1 | PE | 250 mL | $HNO_3$ | 250 mL | | Lead by 6010 | | |

REMARKS:
fast recharge

**MATERIAL CODES**: **AG** = Amber Glass; **CG** = Clear Glass; **HDPE** = High Density Polyethylene; **LDPE** = Low Density Polyethylene; **PP** = Polypropylene; **S** = Silicone; **T** = Teflon; **O** = Other (Specify)

**SAMPLING EQUIPMENT CODES:** **APP** = After (Through) Peristaltic Pump; **B** = Bailer; **BP** = Bladder Pump; **ESP** = Electric Submersible Pump; **RFPP** = Reverse Flow Peristaltic Pump; **SM** = Straw Method (Tubing Gravity Drain); **O** = Other (Specify)

# GROUNDWATER SAMPLING LOG

| SITE NAME: 2020-L1-2448 Incident | SITE LOCATION: Huntersville, NC | PROJECT NUMBER: 60639876 | WELL NAME: mw-53 | DATE: 01/05/22 |
|---|---|---|---|---|
| WELL DIAMETER (inches): 4" | TUBING DIAMETER (inches): 3/8" | WELL SCREEN INTERVAL DEPTH: 42.99 feet to 62.99 feet | DEPTH TO WATER (feet): 35.30 | PUMP TYPE OR BAILER: ESP |

**WELL VOLUME PURGE: 1 WELL VOLUME** = (TOTAL WELL DEPTH – STATIC DEPTH TO WATER) X WELL CAPACITY
(only fill out if applicable)

= ( 62.99 feet – 35.30 feet) X 0.65 gallons/foot = 18.00 gallons

| PUMP DEPTH IN WELL (feet): 48.00 | PURGING INITIATED AT: 1040 | PURGING ENDED AT: 1115 | TOTAL VOLUME PURGED (gallons): 3.0 |
|---|---|---|---|

| TIME | VOLUME PURGED (gallons) | PURGE RATE (gpm) | DEPTH TO WATER (feet) | TEMP. (°C) | DO (mg/L) | COND. (µS/cm) | pH (standard units) | ORP (mV) | TURB. (NTU) | COLOR (describe) | ODOR (describe) |
|---|---|---|---|---|---|---|---|---|---|---|---|
| **STABILIZATION CRITERIA:** | | | <0.3 ft. drawdown | within 3% | within 10% or <0.5 mg/L | within 3% | ±0.1 unit | ±10 mV | within 10% or <5 NTU | -- | -- |
| 1040 | 0 | 0.1 | 35.61 | 12.6 | 6.12 | 189.2 | 6.61 | 155.2 | 0.47 | clear | none |
| 1045 | 0.5 | | 35.98 | 13.9 | 2.88 | 194.6 | 6.53 | 151.5 | 1.73 | | |
| 1050 | 1.0 | | 36.21 | 14.2 | 1.04 | 196.1 | 6.51 | 150.3 | 1.70 | | |
| 1055 | 1.5 | | 36.47 | 14.6 | 0.94 | 197.1 | 6.51 | 149.6 | 1.67 | | |
| 1100 | 2.0 | | 36.64 | 14.8 | 0.70 | 197.8 | 6.51 | 149.1 | 1.49 | | |
| 1105 | 2.5 | | 36.73 | 14.5 | 0.56 | 196.5 | 6.51 | 148.9 | 1.50 | | |
| 1110 | 3.0 | | 36.79 | 14.2 | 0.21 | 196.1 | 6.51 | 148.3 | 1.03 | | |



**WELL CAPACITY** (Gallons Per Foot): **0.75"** = 0.02; **1"** = 0.04; **1.25"** = 0.06; **2"** = 0.16; **3"** = 0.37; **4"** = 0.65; **5"** = 1.02; **6"** = 1.47; **12"** = 5.88

# SAMPLING DATA

| SAMPLED BY (PRINT) / AFFILIATION: Jacob Miller/AECOM | SAMPLER(S) SIGNATURE(S): | SAMPLE TIME: 1120 |
|---|---|---|
| PUMP OR TUBING DEPTH IN WELL (feet): 48.00 | TUBING MATERIAL CODE: LDPE | FIELD-FILTERED: Y (N) Filtration Equipment Type: -- FILTER SIZE: -- µm |
| FIELD DECONTAMINATION: PUMP (Y) N TUBING Y (N) (replaced) | | DUPLICATE: Y (N) |

| SAMPLE CONTAINER SPECIFICATION | | | | SAMPLE PRESERVATION (including wet ice) | | | | | |
|---|---|---|---|---|---|---|---|---|---|
| SAMPLE ID CODE | # CONTAINERS | MATERIAL CODE | VOLUME | PRESERVATIVE USED | TOTAL VOL ADDED IN FIELD (mL) | FINAL pH | INTENDED ANALYSIS AND/OR METHOD | SAMPLING EQUIPMENT CODE | SAMPLE PUMP FLOW RATE (gal per minute) |
| mw-53 | 4 | AG | 40 mL | HCL | 40 mL x 4 | 6.51 | 6200 | ESP | 0.1 |
| | 3 | AG | 40 mL | HCL | 40 mL x 3 | | VPH | | |
| | 1 | PE | 250 mL | $HNO_3$ | 250 mL | | Lead by 6010 | | |

REMARKS: moderate recharge

**MATERIAL CODES**: **AG** = Amber Glass; **CG** = Clear Glass; **HDPE** = High Density Polyethylene; **LDPE** = Low Density Polyethylene; **PP** = Polypropylene; **S** = Silicone; **T** = Teflon; **O** = Other (Specify)

**SAMPLING EQUIPMENT CODES:** **APP** = After (Through) Peristaltic Pump; **B** = Bailer; **BP** = Bladder Pump; **ESP** = Electric Submersible Pump; **RFPP** = Reverse Flow Peristaltic Pump; **SM** = Straw Method (Tubing Gravity Drain); **O** = Other (Specify)

# GROUNDWATER SAMPLING LOG

| SITE NAME: 2020-L1-2448 Incident | SITE LOCATION: Huntersville, NC | PROJECT NUMBER: 60639876 | WELL NAME: MW-56 | DATE: 01/05/2022 |
|---|---|---|---|---|

| WELL DIAMETER (inches): 4 | TUBING DIAMETER (inches): 3/8 | WELL SCREEN INTERVAL DEPTH: 13.26 ft. to 43.26 ft. | DEPTH TO WATER (feet): 13.64 | PUMP TYPE OR BAILER: Mansoon |
|---|---|---|---|---|

1 WELL VOLUME = (TD-DTW) x WELL CAPACITY
(43.26 ft. - 14.64 ft.) x 0.65 gal./ft. = 25.10 gallons

3 WELL VOLUMES = 1 WELL VOLUME X 3
25.10 gallons x 3 = 75.30 gallons

| PUMP DEPTH IN WELL (feet): 20 | PURGING INITIATED AT: 0955 | PURGING ENDED AT: 1020 | TOTAL VOLUME PURGED (gallons): |
|---|---|---|---|

EQUIPMENT INFORMATION WATER QUALITY METER — MAKE/MODEL: YSI Pro Plus; SERIAL #: 15C104375

EQUIPMENT INFORMATION OIL/WATER INTERFACE PROBE — MAKE/MODEL: Heron H.01; SERIAL #: 01-7800

| TIME | VOLUME PURGED (gallons) | PURGE RATE (gpm) | DEPTH TO WATER (feet) | TEMP. (°C) | DO (mg/L) | COND. (µS/cm) | pH (standard units) | ORP (mV) | TURB. (NTU) | COLOR (describe) | ODOR (describe) |
|---|---|---|---|---|---|---|---|---|---|---|---|
| STABILIZATION CRITERIA: | | | <0.3 ft. drawdown | within 3% | within 10% or <0.5 mg/L | within 3% | ±0.1 unit | ±10 mV | within 10% or <5 NTU | -- | -- |
| 0955 | 0.00 | 0.1 | 13.92 | 14.8 | 5.67 | 125.0 | 6.15 | 182.0 | 23.07 | Clear | None |
| 1000 | 0.5 | " | 14.08 | 15.0 | 4.99 | 124.2 | 6.20 | 187.9 | 18.57 | " | " |
| 1005 | 1.0 | " | 14.14 | 14.8 | 4.81 | 123.4 | 6.20 | 191.5 | 5.77 | " | " |
| 1010 | 1.5 | " | 14.16 | 14.7 | 4.38 | 122.6 | 6.21 | 192.9 | 5.39 | " | " |
| 1015 | 2.0 | " | 14.18 | 14.6 | 4.56 | 122.1 | 6.21 | 195.0 | 4.55 | " | " |
| 1020 | 2.5 | " | 14.19 | 14.7 | 4.50 | 122.3 | 6.21 | 196.9 | 4.46 | " | " |

BOS: 01/05/22

**WELL CAPACITY** (Gallons Per Foot): **0.75"** = 0.02; **1"** = 0.04; **1.25"** = 0.06; **2"** = 0.16; **3"** = 0.37; **4"** = 0.65; **5"** = 1.02; **6"** = 1.47; **12"** = 5.88

# SAMPLING DATA

| SAMPLED BY (PRINT) / AFFILIATION: Andrew O'Malia / AECOM | SAMPLER(S) SIGNATURE(S): | SAMPLE TIME: 1025 |
|---|---|---|
| PUMP OR TUBING DEPTH IN WELL (feet): 20 | TUBING MATERIAL CODE: LDPE | FIELD-FILTERED: Y (N) Filtration Equipment Type: -- FILTER SIZE: -- µm |
| FIELD DECONTAMINATION: PUMP (O) N | TUBING Y (N) (replaced) | DUPLICATE: (O) N |

| SAMPLE CONTAINER SPECIFICATION | | | | SAMPLE PRESERVATION (including wet ice) | | | INTENDED ANALYSIS AND/OR METHOD | SAMPLING EQUIPMENT CODE | SAMPLE PUMP FLOW RATE (gal per minute) |
|---|---|---|---|---|---|---|---|---|---|
| SAMPLE ID CODE | # CONTAINERS | MATERIAL CODE | VOLUME | PRESERVATIVE USED | TOTAL VOL ADDED IN FIELD (mL) | FINAL pH | | | |
| MW-56 | 4 | AG | 40 mL | HCl | 40 mL x 4 | 6.21 | 6200 | ESP | 0.1 |
| " | 3 | AG | 40 mL | HCl | 40 mL x 3 | " | VPH | " | " |
| " | 1 | PP | 250 mL | $HNO_3$ | 250 mL | " | Lead by 6010 | " | " |

REMARKS: Good Recharge. MNA 3; DUP-1-20220105 collected.

**MATERIAL CODES**: **AG** = Amber Glass; **CG** = Clear Glass; **HDPE** = High Density Polyethylene; **LDPE** = Low Density Polyethylene; **PP** = Polypropylene; **S** = Silicone; **T** = Teflon; **O** = Other (Specify)

**SAMPLING EQUIPMENT CODES**: **APP** = After (Through) Peristaltic Pump; **B** = Bailer; **BP** = Bladder Pump; **ESP** = Electric Submersible Pump; **RFPP** = Reverse Flow Peristaltic Pump; **SM** = Straw Method (Tubing Gravity Drain); **O** = Other (Specify)

# GROUNDWATER SAMPLING LOG

| SITE NAME: 2020-L1-2448 Incident | SITE LOCATION: Huntersville, NC | PROJECT NUMBER: 60639876 | WELL NAME: MW-57 | DATE: 01/05/2022 |
|---|---|---|---|---|

| WELL DIAMETER (inches): 4 | TUBING DIAMETER (inches): 3/8 | WELL SCREEN INTERVAL DEPTH: 13.13 ft. to 48.13 ft. | DEPTH TO WATER (feet): 16.03 | PUMP TYPE OR BAILER: Monsoon |
|---|---|---|---|---|

1 WELL VOLUME = (TD-DTW) x WELL CAPACITY
(38.13 ft. - 16.03 ft.) x 0.65 gal./ft. = 14.37 gallons

3 WELL VOLUMES = 1 WELL VOLUME X 3
14.37 gallons x 3 = 43.10 gallons

| PUMP DEPTH IN WELL (feet): 21 | PURGING INITIATED AT: 1205 | PURGING ENDED AT: 1220 | TOTAL VOLUME PURGED (gallons): 0.90 |
|---|---|---|---|

EQUIPMENT INFORMATION WATER QUALITY METER — MAKE/MODEL: YSI Pro Plus — SERIAL #: 15C104375

EQUIPMENT INFORMATION OIL/WATER INTERFACE PROBE — MAKE/MODEL: Heron H.O.T — SERIAL #: 01-7800

| TIME | VOLUME PURGED (gallons) | PURGE RATE (gpm) | DEPTH TO WATER (feet) | TEMP. (°C) | DO (mg/L) | COND. (µS/cm) | pH (standard units) | ORP (mV) | TURB. (NTU) | COLOR (describe) | ODOR (describe) |
|---|---|---|---|---|---|---|---|---|---|---|---|
| STABILIZATION CRITERIA: | | | <0.3 ft. drawdown | within 3% | within 10% or <0.5 mg/L | within 3% | ±0.1 unit | ±10 mV | within 10% or <5 NTU | -- | -- |
| 1205 | 0.00 | 0.06 | 16.21 | 14.5 | 5.31 | 119.9 | 6.17 | 178.4 | 7.04 | Clear | None |
| 1210 | 0.30 | | 16.27 | 14.8 | 4.83 | 120.2 | 6.15 | 185.1 | 2.57 | | |
| 1215 | 0.60 | | 16.29 | 14.9 | 4.64 | 120.2 | 6.16 | 187.1 | 2.43 | | |
| 1220 | 0.90 | | 16.30 | 14.9 | 4.72 | 120.4 | 6.16 | 191.3 | 1.87 | | |

Bor. 01/05/21

**WELL CAPACITY** (Gallons Per Foot): **0.75"** = 0.02; **1"** = 0.04; **1.25"** = 0.06; **2"** = 0.16; **3"** = 0.37; **4"** = 0.65; **5"** = 1.02; **6"** = 1.47; **12"** = 5.88

## SAMPLING DATA

| SAMPLED BY (PRINT) / AFFILIATION: Andrew O'Malia / AECOM | SAMPLER(S) SIGNATURE(S): [signature] | SAMPLE TIME: 1225 |
|---|---|---|

PUMP OR TUBING DEPTH IN WELL (feet): 21 — TUBING MATERIAL CODE: LDPE — FIELD-FILTERED: Y (N) — FILTER SIZE: -- µm — Filtration Equipment Type: --

FIELD DECONTAMINATION: PUMP (Y) N — TUBING Y (N) (replaced) — DUPLICATE: Y (N)

| SAMPLE CONTAINER SPECIFICATION | | | | SAMPLE PRESERVATION (including wet ice) | | | INTENDED ANALYSIS AND/OR METHOD | SAMPLING EQUIPMENT CODE | SAMPLE PUMP FLOW RATE (gal per minute) |
|---|---|---|---|---|---|---|---|---|---|
| SAMPLE ID CODE | # CONTAINERS | MATERIAL CODE | VOLUME | PRESERVATIVE USED | TOTAL VOL ADDED IN FIELD (mL) | FINAL pH | | | |
| MW-57 | 4 | AG | 40 mL | HCl | 40 mL x 4 | 6.16 | 6200 | ESP | 0.06 |
| | 3 | AG | 40 mL | HCl | 40 mL x 3 | | VPH | | |
| | 1 | PP | 250 mL | $HNO_3$ | 250 mL | | Lead by 6010 | | |

REMARKS: good recharge

**MATERIAL CODES**: **AG** = Amber Glass; **CG** = Clear Glass; **HDPE** = High Density Polyethylene; **LDPE** = Low Density Polyethylene; **PP** = Polypropylene; **S** = Silicone; **T** = Teflon; **O** = Other (Specify)

**SAMPLING EQUIPMENT CODES:** **APP** = After (Through) Peristaltic Pump; **B** = Bailer; **BP** = Bladder Pump; **ESP** = Electric Submersible Pump; **RFPP** = Reverse Flow Peristaltic Pump; **SM** = Straw Method (Tubing Gravity Drain); **O** = Other (Specify)

# GROUNDWATER SAMPLING LOG

| SITE NAME | SITE LOCATION | PROJECT NUMBER | WELL NAME | DATE |
|---|---|---|---|---|
| 2020-L1-2448 Incident | Huntersville, NC | 60639876 | MW-57D | 01/05/2022 |

| WELL DIAMETER (inches) | TUBING DIAMETER (inches) | WELL SCREEN INTERVAL DEPTH | DEPTH TO WATER (feet) | PUMP TYPE OR BAILER |
|---|---|---|---|---|
| 2 | 3/8 | 98.18 ft. to 108.18 ft. | 16.01 | Mansoon |

1 WELL VOLUME = (TD-DTW) x WELL CAPACITY
(108.18 ft. - 16.01 ft.) x 0.16 gal./ft. = 14.75 gallons

3 WELL VOLUMES = 1 WELL VOLUME X 3
14.75 gallons x 3 = 44.24 gallons

| PUMP DEPTH IN WELL (feet) | PURGING INITIATED AT | PURGING ENDED AT | TOTAL VOLUME PURGED (gallons) |
|---|---|---|---|
| 103 | 1315 | 1505 | 5.5 |

| EQUIPMENT INFORMATION WATER QUALITY METER | MAKE/MODEL | SERIAL # | EQUIPMENT INFORMATION OIL/WATER INTERFACE PROBE | MAKE/MODEL | SERIAL # |
|---|---|---|---|---|---|
| | YSI Pro Plus | 15C104375 | | Heron H.01 | 01-7800 |

| TIME | VOLUME PURGED (gallons) | PURGE RATE (gpm) | DEPTH TO WATER (feet) | TEMP. (°C) | DO (mg/L) | COND. (µS/cm) | pH (standard units) | ORP (mV) | TURB. (NTU) | COLOR (describe) | ODOR (describe) |
|---|---|---|---|---|---|---|---|---|---|---|---|
| **STABILIZATION CRITERIA:** | | | <0.3 ft. drawdown | within 3% | within 10% or <0.5 mg/L | within 3% | ±0.1 unit | ±10 mV | within 10% or <5 NTU | -- | -- |
| 1315 | 0.0 | 0.05 | 14.52 | 14.9 | 8.12 | 177.3 | 8.79 | 202.1 | 8.46 | Clear | None |
| 1320 | 0.25 | | 16.30 | 14.1 | 2.56 | 187.2 | 8.77 | 129.0 | 16.43 | | |
| 1325 | 0.50 | | 17.24 | 13.9 | 0.43 | 186.1 | 8.80 | 108.0 | 23.80 | | |
| 1330 | 0.75 | | 18.79 | 14.5 | 0.33 | 189.5 | 8.79 | 97.5 | 25.63 | | |
| 1335 | 1.0 | | 21.29 | 14.5 | 0.26 | 189.4 | 8.78 | 87.7 | 23.87 | | |
| 1340 | 1.25 | | 22.40 | 14.5 | 0.25 | 189.4 | 8.77 | 82.2 | 21.95 | | |
| 1345 | 1.50 | | 23.15 | 14.5 | 0.24 | 189.5 | 8.77 | 79.0 | 23.07 | | |
| 1350 | 1.75 | | 25.25 | 14.6 | 0.21 | 189.9 | 8.77 | 70.4 | 19.58 | | |
| 1355 | 2.0 | | 26.77 | 14.6 | 0.20 | 190.2 | 8.77 | 63.4 | 16.98 | | |
| 1400 | 2.25 | | 27.84 | 14.6 | 0.19 | 190.2 | 8.79 | 60.1 | 17.26 | | |
| 1405 | 2.50 | | 28.88 | 14.4 | 0.28 | 189.2 | 8.85 | 53.0 | 17.14 | | |
| 1410 | 2.75 | | 29.35 | 14.4 | 0.34 | 188.6 | 8.88 | 46.9 | 15.85 | | |
| 1415 | 3.0 | | 29.73 | 14.4 | 0.36 | 189.1 | 8.89 | 44.8 | 14.77 | | |
| 1420 | 3.25 | | 30.26 | 14.5 | 0.41 | 189.1 | 8.92 | 39.3 | 15.94 | | |
| 1425 | 3.50 | | 30.83 | 14.5 | 0.42 | 189.0 | 8.95 | 35.6 | 13.39 | | |
| 1430 | 3.75 | | 31.16 | 14.5 | 0.44 | 189.0 | 8.97 | 32.9 | 12.77 | | |
| 1435 | 4.0 | | 31.43 | 14.4 | 0.47 | 188.6 | 8.98 | 30.7 | 12.00 | | |
| 1440 | 4.25 | | 31.65 | 14.4 | 0.50 | 188.5 | 8.99 | 29.0 | 13.53 | | |
| 1445 | 4.50 | | 31.83 | 14.4 | 0.53 | 188.3 | 9.00 | 27.5 | 13.18 | | |
| 1450 | 4.75 | | 31.96 | 14.3 | 0.52 | 188.1 | 9.01 | 26.1 | 11.88 | | |
| 1455 | 5.0 | | 32.09 | 14.3 | 0.55 | 188.1 | 9.02 | 25.4 | 11.43 | | |
| 1500 | 5.25 | | 32.21 | 14.3 | 0.57 | 188.0 | 9.02 | 24.5 | 12.16 | | |
| 1505 | 5.50 | | 32.37 | 14.3 | 0.59 | 188.1 | 9.03 | 23.5 | 11.67 | | |
| | | | | | | 20 01/05/21 | | | | | |

**WELL CAPACITY** (Gallons Per Foot): **0.75"** = 0.02; **1"** = 0.04; **1.25"** = 0.06; **2"** = 0.16; **3"** = 0.37; **4"** = 0.65; **5"** = 1.02; **6"** = 1.47; **12"** = 5.88

# SAMPLING DATA

| SAMPLED BY (PRINT) / AFFILIATION | SAMPLER(S) SIGNATURE(S) | SAMPLE TIME |
|---|---|---|
| Andrew O'Malia / AECOM | | 1510 |

| PUMP OR TUBING DEPTH IN WELL (feet) | TUBING MATERIAL CODE | FIELD-FILTERED | FILTER SIZE |
|---|---|---|---|
| 103 | LDPE | Y (N) Filtration Equipment Type: -- | -- µm |

FIELD DECONTAMINATION: PUMP (Y) N TUBING Y (N) (replaced) DUPLICATE: Y (N)

| SAMPLE CONTAINER SPECIFICATION | | | | SAMPLE PRESERVATION (including wet ice) | | | INTENDED ANALYSIS AND/OR METHOD | SAMPLING EQUIPMENT CODE | SAMPLE PUMP FLOW RATE (gal per minute) |
|---|---|---|---|---|---|---|---|---|---|
| SAMPLE ID CODE | # CONTAINERS | MATERIAL CODE | VOLUME | PRESERVATIVE USED | TOTAL VOL ADDED IN FIELD (mL) | FINAL pH | | | |
| MW-57D | 4 | AG | 40 mL | HCl | 40 mL x 4 | 9.03 | 6200 | ESP | 0.05 |
| 1 | 3 | AG | 40 mL | HCl | 40 mL x 3 | 1 | VPH | 1 | 1 |
| 1 | 1 | PP | 250 mL | $HNO_3$ | 250 mL | 1 | Lead by 6010 | 1 | 1 |

REMARKS: Poor Recharge

**MATERIAL CODES**: **AG** = Amber Glass; **CG** = Clear Glass; **HDPE** = High Density Polyethylene; **LDPE** = Low Density Polyethylene; **PP** = Polypropylene; **S** = Silicone; **T** = Teflon; **O** = Other (Specify)

**SAMPLING EQUIPMENT CODES**: **APP** = After (Through) Peristaltic Pump; **B** = Bailer; **BP** = Bladder Pump; **ESP** = Electric Submersible Pump; **RFPP** = Reverse Flow Peristaltic Pump; **SM** = Straw Method (Tubing Gravity Drain); **O** = Other (Specify)

# GROUNDWATER SAMPLING LOG

| SITE NAME: 2020-L1-2448 Incident | SITE LOCATION: Huntersville, NC | PROJECT NUMBER: 60639876 | WELL NAME: MW-58 | DATE: 1/7/22 |
|---|---|---|---|---|
| WELL DIAMETER (inches): 4" | TUBING DIAMETER (inches): 3/8" | WELL SCREEN INTERVAL DEPTH: 23.05 feet to 53.05 feet | DEPTH TO WATER (feet): 38.35 | PUMP TYPE OR BAILER: ESP |

**WELL VOLUME PURGE: 1 WELL VOLUME** = (TOTAL WELL DEPTH – STATIC DEPTH TO WATER) X WELL CAPACITY
(only fill out if applicable)
= ( 53.05 feet – 38.35 feet) X 0.65 gallons/foot = 9.56 gallons

| PUMP DEPTH IN WELL (feet): 43.35 | PURGING INITIATED AT: 1005 | PURGING ENDED AT: 1030 | TOTAL VOLUME PURGED (gallons): 2.5 |
|---|---|---|---|

| TIME | VOLUME PURGED (gallons) | PURGE RATE (gpm) | DEPTH TO WATER (feet) | TEMP. (°C) | DO (mg/L) | COND. (µS/cm) | pH (standard units) | ORP (mV) | TURB. (NTU) | COLOR (describe) | ODOR (describe) |
|---|---|---|---|---|---|---|---|---|---|---|---|
| **STABILIZATION CRITERIA:** | | | <0.3 ft. drawdown | within 3% | within 10% or <0.5 mg/L | within 3% | ±0.1 unit | ±10 mV | within 10% or <5 NTU | -- | -- |
| 1005 | 0 | 0.1 | 33.73 | 14.4 | 10.03 | 98.0 | 6.59 | 136.2 | 3.15 | clear | none |
| 1010 | 0.5 | | 33.93 | 14.7 | 9.72 | 98.3 | 6.54 | 133.7 | 2.79 | | |
| 1015 | 1.0 | | 34.19 | 14.9 | 9.42 | 98.8 | 6.52 | 132.8 | 1.30 | | |
| 1020 | 1.5 | | 34.40 | 14.9 | 6.91 | 99.1 | 6.52 | 130.4 | 0.76 | | |
| 1025 | 2.0 | | 34.50 | 15.0 | 6.87 | 99.1 | 6.51 | 130.9 | 0.51 | | |
| 1030 | 2.5 | | 34.58 | 15.1 | 6.84 | 99.1 | 6.51 | 131.2 | 0.37 | | |



**WELL CAPACITY** (Gallons Per Foot): **0.75"** = 0.02; **1"** = 0.04; **1.25"** = 0.06; **2"** = 0.16; **3"** = 0.37; **4"** = 0.65; **5"** = 1.02; **6"** = 1.47; **12"** = 5.88

# SAMPLING DATA

| SAMPLED BY (PRINT) / AFFILIATION: Jacob Miller/AECOM | SAMPLER(S) SIGNATURE(S): | SAMPLE TIME: 1035 |
|---|---|---|
| PUMP OR TUBING DEPTH IN WELL (feet): 43.35 | TUBING MATERIAL CODE: LDPE | FIELD-FILTERED: Y (N) Filtration Equipment Type: -- FILTER SIZE: -- µm |
| FIELD DECONTAMINATION: PUMP (Y) N TUBING Y (N) (replaced) | | DUPLICATE: Y (N) |

| SAMPLE CONTAINER SPECIFICATION | | | | SAMPLE PRESERVATION (including wet ice) | | | | | |
|---|---|---|---|---|---|---|---|---|---|
| SAMPLE ID CODE | # CONTAINERS | MATERIAL CODE | VOLUME | PRESERVATIVE USED | TOTAL VOL ADDED IN FIELD (mL) | FINAL pH | INTENDED ANALYSIS AND/OR METHOD | SAMPLING EQUIPMENT CODE | SAMPLE PUMP FLOW RATE (gal per minute) |
| MW-58 | 4 | AG | 40 mL | HCL | 40 mL x 4 | 6.51 | 6200 | ESP | 0.1 |
| | 3 | AG | 40 mL | HCL | 40 mL x 3 | | VPH | | |
| | 1 | PE | 250 mL | $HNO_3$ | 250 mL | | Lead by 6010 | | |

REMARKS: moderate recharge

**MATERIAL CODES**: **AG** = Amber Glass; **CG** = Clear Glass; **HDPE** = High Density Polyethylene; **LDPE** = Low Density Polyethylene; **PP** = Polypropylene; **S** = Silicone; **T** = Teflon; **O** = Other (Specify)

**SAMPLING EQUIPMENT CODES:** **APP** = After (Through) Peristaltic Pump; **B** = Bailer; **BP** = Bladder Pump; **ESP** = Electric Submersible Pump; **RFPP** = Reverse Flow Peristaltic Pump; **SM** = Straw Method (Tubing Gravity Drain); **O** = Other (Specify)

# GROUNDWATER SAMPLING LOG

| SITE NAME: 2020-L1-2448 Incident | SITE LOCATION: Huntersville, NC | PROJECT NUMBER: 60639876 | WELL NAME: MW-59 | DATE: 1/7/22 |
|---|---|---|---|---|
| WELL DIAMETER (inches): 4" | TUBING DIAMETER (inches): 3/8" | WELL SCREEN INTERVAL DEPTH: 2393 feet to 52.93 feet | DEPTH TO WATER (feet): 35.65 | PUMP TYPE OR BAILER: ESP |

**WELL VOLUME PURGE: 1 WELL VOLUME** = (TOTAL WELL DEPTH – STATIC DEPTH TO WATER) X WELL CAPACITY
(only fill out if applicable)

= ( 52.93 feet – 35.65 feet) X 0.65 gallons/foot = 11.23 gallons

| PUMP DEPTH IN WELL (feet): 40.65 | PURGING INITIATED AT: 1205 | PURGING ENDED AT: 1230 | TOTAL VOLUME PURGED (gallons): 2.0 |
|---|---|---|---|

| TIME | VOLUME PURGED (gallons) | PURGE RATE (gpm) | DEPTH TO WATER (feet) | TEMP. (°C) | DO (mg/L) | COND. (µS/cm) | pH (standard units) | ORP (mV) | TURB. (NTU) | COLOR (describe) | ODOR (describe) |
|---|---|---|---|---|---|---|---|---|---|---|---|
| **STABILIZATION CRITERIA:** | | | <0.3 ft. drawdown | within 3% | within 10% or <0.5 mg/L | within 3% | ±0.1 unit | ±10 mV | within 10% or <5 NTU | -- | -- |
| 1205 | 0 | 0.08 | 35.89 | 13.0 | 6.02 | 63.2 | 6.03 | 129.0 | 18.31 | Clear | none |
| 1210 | 0.4 | | 35.89 | 13.3 | 5.41 | 65.3 | 6.09 | 129.3 | 16.18 | | |
| 1215 | 0.8 | | 35.89 | 14.5 | 5.20 | 74.5 | 6.15 | 129.8 | 15.31 | | |
| 1220 | 1.2 | | 35.89 | 13.1 | 4.81 | 73.1 | 6.13 | 126.0 | 14.13 | | |
| 1225 | 1.6 | | 35.92 | 14.8 | 4.09 | 82.0 | 6.17 | 128.0 | 5.21 | | |
| 1230 | 2.0 | | 36.05 | 15.3 | 3.90 | 83.0 | 6.17 | 129.2 | 0.73 | | |

**WELL CAPACITY** (Gallons Per Foot): **0.75"** = 0.02; **1"** = 0.04; **1.25"** = 0.06; **2"** = 0.16; **3"** = 0.37; **4"** = 0.65; **5"** = 1.02; **6"** = 1.47; **12"** = 5.88

# SAMPLING DATA

| SAMPLED BY (PRINT) / AFFILIATION: Jacob Miller/AECOM | SAMPLER(S) SIGNATURE(S): | SAMPLE TIME: 1235 |
|---|---|---|
| PUMP OR TUBING DEPTH IN WELL (feet): 40.65 | TUBING MATERIAL CODE: LDPE | FIELD-FILTERED: Y (N) Filtration Equipment Type: -- FILTER SIZE: -- µm |
| FIELD DECONTAMINATION: PUMP (Y) N TUBING Y (N) (replaced) | | DUPLICATE: Y (N) |

| SAMPLE CONTAINER SPECIFICATION | | | | SAMPLE PRESERVATION (including wet ice) | | | | | |
|---|---|---|---|---|---|---|---|---|---|
| SAMPLE ID CODE | # CONTAINERS | MATERIAL CODE | VOLUME | PRESERVATIVE USED | TOTAL VOL ADDED IN FIELD (mL) | FINAL pH | INTENDED ANALYSIS AND/OR METHOD | SAMPLING EQUIPMENT CODE | SAMPLE PUMP FLOW RATE (gal per minute) |
| MW-59 | 4 | AG | 40 mL | HCL | 40 mL x 4 | | 6200 | ESP | |
| " | 3 | AG | 40 mL | HCL | 40 mL x 3 | | VPH | " | |
| " | 1 | PE | 250 mL | $HNO_3$ | 250 mL | | Lead by 6010 | " | |

REMARKS: very fast recharge

**MATERIAL CODES**: **AG** = Amber Glass; **CG** = Clear Glass; **HDPE** = High Density Polyethylene; **LDPE** = Low Density Polyethylene; **PP** = Polypropylene; **S** = Silicone; **T** = Teflon; **O** = Other (Specify)

**SAMPLING EQUIPMENT CODES:** **APP** = After (Through) Peristaltic Pump; **B** = Bailer; **BP** = Bladder Pump; **ESP** = Electric Submersible Pump; **RFPP** = Reverse Flow Peristaltic Pump; **SM** = Straw Method (Tubing Gravity Drain); **O** = Other (Specify)

# GROUNDWATER SAMPLING LOG

| SITE NAME: 2020-L1-2448 Incident | SITE LOCATION: Huntersville, NC | PROJECT NUMBER: 60639876 | WELL NAME: MW-60 | DATE: 1/4/22 |
|---|---|---|---|---|

| WELL DIAMETER (inches): 2 | TUBING DIAMETER (inches): 3/8" | WELL SCREEN INTERVAL DEPTH: 27 ft. to 47 ft. | DEPTH TO WATER (feet): 36.75 | PUMP TYPE OR BAILER: Monsoon |
|---|---|---|---|---|

| 1 WELL VOLUME = (TD-DTW) x WELL CAPACITY | 3 WELL VOLUMES = 1 WELL VOLUME X 3 |
|---|---|
| (_____ ft. - _____ ft.) x _____ gal./ft. = _____ gallons | _____ gallons x 3 = _____ gallons |

| PUMP DEPTH IN WELL (feet): 40 | PURGING INITIATED AT: 1015 | PURGING ENDED AT: 1100 | TOTAL VOLUME PURGED (gallons): 4.5 |
|---|---|---|---|

| EQUIPMENT INFORMATION WATER QUALITY METER | MAKE/MODEL: YSI Pro Quatro | SERIAL #: 21J102397 |
|---|---|---|
| EQUIPMENT INFORMATION OIL/WATER INTERFACE PROBE | MAKE/MODEL: Heron H.OIL | SERIAL #: 01-6624 |

| TIME | VOLUME PURGED (gallons) | PURGE RATE (gpm) | DEPTH TO WATER (feet) | TEMP. (°C) | DO (mg/L) | COND. (µS/cm) | pH (standard units) | ORP (mV) | TURB. (NTU) | COLOR (describe) | ODOR (describe) |
|---|---|---|---|---|---|---|---|---|---|---|---|
| **STABILIZATION CRITERIA:** | | | <0.3 ft. drawdown | within 3% | within 10% or <0.5 mg/L | within 3% | ±0.1 unit | ±10 mV | within 10% or <5 NTU | -- | -- |
| 1015 | 0 | 0.1 | 37.00 | 15.2 | 8.05 | 60.3 | 6.89 | 167.9 | 101.8 | cloudy lt br | none |
| 1020 | 0.5 | ↓ | 37.18 | 15.6 | 7.75 | 61.4 | 6.91 | 178.3 | 107.7 | ↓ | ↓ |
| 1025 | 1 | | 37.33 | 15.9 | 7.53 | 67.3 | 6.92 | 180.9 | 92.83 | | |
| 1030 | 1.5 | | 37.50 | 16.2 | 7.58 | 63.7 | 6.91 | 178.2 | 86.02 | | |
| 1035 | 2 | | 37.58 | 16.0 | 7.64 | 63.7 | 6.91 | 177.8 | 84.02 | | |
| 1040 | 2.5 | | 37.60 | 16.3 | 7.56 | 64.3 | 6.91 | 176.9 | 74.80 | | |
| 1045 | 3 | | 37.54 | 16.3 | 7.61 | 64.6 | 6.91 | 176.1 | 65.96 | | |
| 1050 | 3.5 | | 37.50 | 16.3 | 7.60 | 66.3 | 6.91 | 176.4 | 68.21 | | |
| 1055 | 4 | | 37.55 | 16.3 | 7.59 | 65.3 | 6.91 | 176.8 | 65.33 | | |
| 1100 | 4.5 | ↓ | 37.54 | 16.3 | 7.58 | 65.9 | 6.91 | 177.1 | 64.81 | ↓ | ↓ |

**WELL CAPACITY** (Gallons Per Foot): **0.75"** = 0.02; **1"** = 0.04; **1.25"** = 0.06; **2"** = 0.16; **3"** = 0.37; **4"** = 0.65; **5"** = 1.02; **6"** = 1.47; **12"** = 5.88

# SAMPLING DATA

| SAMPLED BY (PRINT) / AFFILIATION: Jim Dimitroff / AECOM | SAMPLER(S) SIGNATURE(S): | SAMPLE TIME: 1105 |
|---|---|---|
| PUMP OR TUBING DEPTH IN WELL (feet): | TUBING MATERIAL CODE: LDPE | FIELD-FILTERED: Y (N) Filtration Equipment Type: -- FILTER SIZE: -- µm |
| FIELD DECONTAMINATION: PUMP (Y) N | TUBING Y (N) (replaced) | DUPLICATE: Y (N) |

| SAMPLE CONTAINER SPECIFICATION | | | | SAMPLE PRESERVATION (including wet ice) | | | | | |
|---|---|---|---|---|---|---|---|---|---|
| SAMPLE ID CODE | # CONTAINERS | MATERIAL CODE | VOLUME | PRESERVATIVE USED | TOTAL VOL ADDED IN FIELD (mL) | FINAL pH | INTENDED ANALYSIS AND/OR METHOD | SAMPLING EQUIPMENT CODE | SAMPLE PUMP FLOW RATE (gal per minute) |
| MW-60 | 4 | AG | 40 mL | HCl | 40 mL x 4 | 6.91 | 6200 | ESP | 0.1 |
| ↓ | 3 | AG | 40 mL | HCl | 40 mL x 3 | ↓ | VPH | ESP | ↓ |
| ↓ | 1 | PP | 250 mL | $HNO_3$ | 250 mL | ↓ | Lead by 6010 | ESP | ↓ |

REMARKS: Moderate Recharge

**MATERIAL CODES**: **AG** = Amber Glass; **CG** = Clear Glass; **HDPE** = High Density Polyethylene; **LDPE** = Low Density Polyethylene; **PP** = Polypropylene; **S** = Silicone; **T** = Teflon; **O** = Other (Specify)

**SAMPLING EQUIPMENT CODES:** **APP** = After (Through) Peristaltic Pump; **B** = Bailer; **BP** = Bladder Pump; **ESP** = Electric Submersible Pump; **RFPP** = Reverse Flow Peristaltic Pump; **SM** = Straw Method (Tubing Gravity Drain); **O** = Other (Specify)

# GROUNDWATER SAMPLING LOG

| SITE NAME: 2020-L1-2448 Incident | SITE LOCATION: Huntersville, NC | PROJECT NUMBER: 60639876 | WELL NAME: MW-61D | DATE: 1/6/22 |
|---|---|---|---|---|

| WELL DIAMETER (inches): 2 | TUBING DIAMETER (inches): 3/8 | WELL SCREEN INTERVAL DEPTH: 96.50 ft. to 106.50 ft. | DEPTH TO WATER (feet): 58.82 | PUMP TYPE OR BAILER: Monsoon |
|---|---|---|---|---|

1 WELL VOLUME = (TD-DTW) x WELL CAPACITY

( 106.50 ft. - 58.82 ft.) x 0.16 gal./ft. = 7.6 gallons

3 WELL VOLUMES = 1 WELL VOLUME X 3

7.6 gallons x 3 = 22.9 gallons

| PUMP DEPTH IN WELL (feet): 102 | PURGING INITIATED AT: 0908 | PURGING ENDED AT: 0955 | TOTAL VOLUME PURGED (gallons): 4 |
|---|---|---|---|

| EQUIPMENT INFORMATION WATER QUALITY METER | MAKE/MODEL: YSI Pro + SERIAL #: 16F100209 | EQUIPMENT INFORMATION OIL/WATER INTERFACE PROBE | MAKE/MODEL: Heron SERIAL #: 01.7821 |
|---|---|---|---|

| TIME | VOLUME PURGED (gallons) | PURGE RATE (gpm) | DEPTH TO WATER (feet) | TEMP. (°C) | DO (mg/L) | COND. (µS/cm) | pH (standard units) | ORP (mV) | TURB. (NTU) | COLOR (describe) | ODOR (describe) |
|---|---|---|---|---|---|---|---|---|---|---|---|
| **STABILIZATION CRITERIA:** | | | <0.3 ft. drawdown | within 3% | within 10% or <0.5 mg/L | within 3% | ±0.1 unit | ±10 mV | within 10% or <5 NTU | -- | -- |
| 0909 | 0 | 0.1 | 58.85 | 15.4 | 4.41 | 154.2 | 6.97 | 7.8 | 9.75 | Clear | None |
| 0914 | 0.5 | 0.1 | 58.85 | 14.4 | 4.52 | 148.2 | 6.54 | 7.1 | 3.77 | Clear | None |
| 0919 | 1.0 | 0.1 | 58.86 | 15.0 | 4.74 | 147.3 | 6.62 | 6.0 | 0.86 | Clear | None |
| 0924 | 1.5 | 0.1 | 58.86 | 15.6 | 4.67 | 147.9 | 6.47 | 6.8 | 0.79 | Clear | None |
| 0929 | 2 | 0.1 | 58.86 | 15.4 | 4.95 | 146.7 | 6.44 | 8.2 | 3.10 | Clear | None |
| 0934 | 2.5 | 0.1 | 58.85 | 16.5 | 4.93 | 149.7 | 6.47 | 4.7 | 0.00 | Clear | None |
| 0939 | 3 | 0.1 | 58.5 | 16.6 | 4.97 | 149.4 | 6.44 | 5.7 | 0.07 | Clear | None |
| 0944 | 3.5 | 0.1 | 58.85 | 16.6 | 4.93 | 149.4 | 6.43 | 5.5 | 0.14 | Clear | None |
| | | | | | | | | | | | |
| | | | | | | | | | | | |
| | | | | | | | | | | | |
| | | | | | | | | | | | |
| | | | | | | | | | | | |
| | | | | | | | | | | | |
| | | | | | | | | | | | |
| | | | | | | | | | | | |
| | | | | | | | | | | | |
| | | | | | | | | | | | |
| | | | | | | | | | | | |
| | | | | | | | | | | | |
| | | | | | | | | | | | |
| | | | | | | | | | | | |
| | | | | | | | | | | | |
| | | | | | | | | | | | |
| | | | | | | | | | | | |

**WELL CAPACITY** (Gallons Per Foot): **0.75"** = 0.02; **1"** = 0.04; **1.25"** = 0.06; **2"** = 0.16; **3"** = 0.37; **4"** = 0.65; **5"** = 1.02; **6"** = 1.47; **12"** = 5.88

# SAMPLING DATA

| SAMPLED BY (PRINT) / AFFILIATION: Erik Rygol / AECOM | SAMPLER(S) SIGNATURE(S): | SAMPLE TIME: 0950 |
|---|---|---|

| PUMP OR TUBING DEPTH IN WELL (feet): 102 | TUBING MATERIAL CODE: LDPE | FIELD-FILTERED: Y (N) Filtration Equipment Type: -- | FILTER SIZE: -- µm |
|---|---|---|---|

FIELD DECONTAMINATION: PUMP (Y) N TUBING Y (N replaced) DUPLICATE: Y (N)

| SAMPLE CONTAINER SPECIFICATION | | | | SAMPLE PRESERVATION (including wet ice) | | | INTENDED ANALYSIS AND/OR METHOD | SAMPLING EQUIPMENT CODE | SAMPLE PUMP FLOW RATE (gal per minute) |
|---|---|---|---|---|---|---|---|---|---|
| SAMPLE ID CODE | # CONTAINERS | MATERIAL CODE | VOLUME | PRESERVATIVE USED | TOTAL VOL ADDED IN FIELD (mL) | FINAL pH | | | |
| MW-61D | 4 | AG | 40 mL | HCl | 40 mL x 4 | 6.43 | 6200 | ESP | 0.1 |
| MW-61D | 3 | AG | 40 mL | HCl | 40 mL x 3 | 6.48 | VPH | ESP | 0.1 |
| MW-61D | 1 | PP | 250 mL | $HNO_3$ | 250 mL | 6.43 | Lead by 6010 | ESP | 0.1 |

REMARKS: good recharge

**MATERIAL CODES**: **AG** = Amber Glass; **CG** = Clear Glass; **HDPE** = High Density Polyethylene; **LDPE** = Low Density Polyethylene; **PP** = Polypropylene; **S** = Silicone; **T** = Teflon; **O** = Other (Specify)

**SAMPLING EQUIPMENT CODES:** **APP** = After (Through) Peristaltic Pump; **B** = Bailer; **BP** = Bladder Pump; **ESP** = Electric Submersible Pump; **RFPP** = Reverse Flow Peristaltic Pump; **SM** = Straw Method (Tubing Gravity Drain); **O** = Other (Specify)

# GROUNDWATER SAMPLING LOG

| SITE NAME: 2020-L1-2448 Incident | SITE LOCATION: Huntersville, NC | PROJECT NUMBER: 60639876 | WELL NAME: MW-62D | DATE: 01/04/22 |
|---|---|---|---|---|

| WELL DIAMETER (inches): 2" | TUBING DIAMETER (inches): 3/8" | WELL SCREEN INTERVAL DEPTH: 131.50 ft. to 141.50 ft. | DEPTH TO WATER (feet): 57.89 | PUMP TYPE OR BAILER: Bladder |
|---|---|---|---|---|

1 WELL VOLUME = (TD-DTW) x WELL CAPACITY

( 141.50 ft. - 57.89 ft.) x 0.16 gal./ft. = 13.38 gallons

3 WELL VOLUMES = 1 WELL VOLUME X 3

13.38 gallons x 3 = 40.14 gallons

| PUMP DEPTH IN WELL (feet): 136 | PURGING INITIATED AT: 1005 | PURGING ENDED AT: 1115 | TOTAL VOLUME PURGED (gallons): 2.8 |
|---|---|---|---|

EQUIPMENT INFORMATION WATER QUALITY METER — MAKE/MODEL: YSI Pro Plus; SERIAL #: 16F100208

EQUIPMENT INFORMATION OIL/WATER INTERFACE PROBE — MAKE/MODEL: Heron H.Oil; SERIAL #: 01-7819

| TIME | VOLUME PURGED (gallons) | PURGE RATE (gpm) | DEPTH TO WATER (feet) | TEMP. (°C) | DO (mg/L) | COND. (µS/cm) | pH (standard units) | ORP (mV) | TURB. (NTU) | COLOR (describe) | ODOR (describe) |
|---|---|---|---|---|---|---|---|---|---|---|---|
| **STABILIZATION CRITERIA:** | | | <0.3 ft. drawdown | within 3% | within 10% or <0.5 mg/L | within 3% | ±0.1 unit | ±10 mV | within 10% or <5 NTU | -- | -- |
| 1020 | 0.6 | 0.04 | 58.26 | | | | | | | Clear | None |
| 1040 | 1.4 | | 58.72 | 15.6 | 5.94 | 3795 | 12.55 | -86.2 | 9.82 | | |
| 1045 | 1.6 | | 58.72 | 15.7 | 5.52 | 3645 | 12.53 | -63.2 | 7.33 | | |
| 1050 | 1.8 | | 58.72 | 15.7 | 1.40 | 3346 | 12.49 | -60.1 | 6.58 | | |
| 1055 | 2.0 | | 58.72 | 15.8 | 1.07 | 2993 | 12.44 | -58.2 | 6.30 | | |
| 1100 | 2.2 | | 58.73 | 15.8 | 0.87 | 2691 | 12.40 | -57.8 | 4.86 | | |
| 1105 | 2.4 | | 58.73 | 15.9 | 0.77 | 2400 | 12.36 | -52.3 | 3.27 | | |
| 1110 | 2.6 | | 58.73 | 15.9 | 0.74 | 2227 | 12.34 | -52.3 | 1.83 | | |
| 1115 | 2.8 | | 58.73 | 15.9 | 0.72 | 2186 | 12.35 | -51.9 | 0.00 | | |

Mike de Kozlowski 1/4/22

**WELL CAPACITY** (Gallons Per Foot): **0.75"** = 0.02; **1"** = 0.04; **1.25"** = 0.06; **2"** = 0.16; **3"** = 0.37; **4"** = 0.65; **5"** = 1.02; **6"** = 1.47; **12"** = 5.88

# SAMPLING DATA

| SAMPLED BY (PRINT) / AFFILIATION: Mike de Kozlowski / AECOM | SAMPLER(S) SIGNATURE(S): Mike de Kozlowski | SAMPLE TIME: 1115 |
|---|---|---|

| PUMP OR TUBING DEPTH IN WELL (feet): 136 | TUBING MATERIAL CODE: LDPE | FIELD-FILTERED: Y (N) Filtration Equipment Type: -- | FILTER SIZE: -- µm |
|---|---|---|---|

FIELD DECONTAMINATION: PUMP (Y) N TUBING Y (N (replaced)) DUPLICATE: Y (N)

| SAMPLE CONTAINER SPECIFICATION | | | | SAMPLE PRESERVATION (including wet ice) | | | INTENDED ANALYSIS AND/OR METHOD | SAMPLING EQUIPMENT CODE | SAMPLE PUMP FLOW RATE (gal per minute) |
|---|---|---|---|---|---|---|---|---|---|
| SAMPLE ID CODE | # CONTAINERS | MATERIAL CODE | VOLUME | PRESERVATIVE USED | TOTAL VOL ADDED IN FIELD (mL) | FINAL pH | | | |
| MW-62D | 4 | AG | 40 mL | HCl | 40 mL x 4 | 12.35 | 6200 | ESP | 0.04 |
| | 3 | AG | 40 mL | HCl | 40 mL x 3 | | VPH | | |
| | 1 | PP | 250 mL | $HNO_3$ | 250 mL | | Lead by 6010 | | |

REMARKS:

Water quality meter died at time of first reading. Batteries were replaced while pump was still running.

**MATERIAL CODES**: **AG** = Amber Glass; **CG** = Clear Glass; **HDPE** = High Density Polyethylene; **LDPE** = Low Density Polyethylene; **PP** = Polypropylene; **S** = Silicone; **T** = Teflon; **O** = Other (Specify)

**SAMPLING EQUIPMENT CODES:** **APP** = After (Through) Peristaltic Pump; **B** = Bailer; **BP** = Bladder Pump; **ESP** = Electric Submersible Pump; **RFPP** = Reverse Flow Peristaltic Pump; **SM** = Straw Method (Tubing Gravity Drain); **O** = Other (Specify)

# GROUNDWATER SAMPLING LOG

| SITE NAME: 2020-L1-2448 Incident | SITE LOCATION: Huntersville, NC | PROJECT NUMBER: 60639876 | WELL NAME: MW-64 | DATE: 1/3/22 |
|---|---|---|---|---|
| WELL DIAMETER (inches): 2 | TUBING DIAMETER (inches): 3/8 | WELL SCREEN INTERVAL DEPTH: 34.57 ft. to 69.57 ft. | DEPTH TO WATER (feet): 41.93 | PUMP TYPE OR BAILER: Monsoon |

1 WELL VOLUME = (TD-DTW) x WELL CAPACITY

( 69.57 ft. - 41.93 ft.) x 0.16 gal./ft. = 4.42 gallons

3 WELL VOLUMES = 1 WELL VOLUME X 3

4.42 gallons x 3 = 13.26 gallons

| PUMP DEPTH IN WELL (feet): 47 | PURGING INITIATED AT: 1127 | PURGING ENDED AT: 1215 | TOTAL VOLUME PURGED (gallons): 4.0 |
|---|---|---|---|

| EQUIPMENT INFORMATION WATER QUALITY METER | MAKE/MODEL: YSI Pro + SERIAL #: 16F100209 | EQUIPMENT INFORMATION OIL/WATER INTERFACE PROBE | MAKE/MODEL: Heron SERIAL #: 01-7821 |
|---|---|---|---|

| TIME | VOLUME PURGED (gallons) | PURGE RATE (gpm) | DEPTH TO WATER (feet) | TEMP. (°C) | DO (mg/L) | COND. (µS/cm) | pH (standard units) | ORP (mV) | TURB. (NTU) | COLOR (describe) | ODOR (describe) |
|---|---|---|---|---|---|---|---|---|---|---|---|
| **STABILIZATION CRITERIA:** | | | <0.3 ft. drawdown | within 3% | within 10% or <0.5 mg/L | within 3% | ±0.1 unit | ±10 mV | within 10% or <5 NTU | -- | -- |
| 1130 | 0 | 0.1 | 41.97 | 15.2 | 4.79 | 133.1 | 7.15 | 11.2 | 192.2 | Cloudy | None |
| 1135 | 0.5 | 0.1 | 41.97 | 17.1 | 4.26 | 140.3 | 6.61 | 13.1 | 119.8 | Cloudy | None |
| 1140 | 1 | 0.1 | 41.97 | 17.3 | 4.21 | 148.6 | 6.54 | 16.8 | 70.48 | Cloudy | None |
| 1145 | 1.5 | 0.1 | 41.97 | 17.0 | 382 | 148.6 | 6.51 | 19.3 | 62.73 | Cloudy | None |
| 1150 | 2 | 0.1 | 41.97 | 16.8 | 3.77 | 148.8 | 6.47 | 25.4 | 54.96 | Cloudy | None |
| 1155 | 2.5 | 0.1 | 41.97 | 17.0 | 3.68 | 147.7 | 6.48 | 29.1 | 98.63 | Cloudy | None |
| 1200 | 3 | 0.1 | 41.97 | 16.9 | 3.92 | 146.6 | 6.42 | 32.0 | 92.01 | Cloudy | None |
| 1205 | 3.5 | 0.1 | 41.97 | 1700 | 3.97 | 146.3 | 6.40 | 36.3 | 100.8 | Cloudy | None |

**WELL CAPACITY** (Gallons Per Foot): **0.75"** = 0.02; **1"** = 0.04; **1.25"** = 0.06; **2"** = 0.16; **3"** = 0.37; **4"** = 0.65; **5"** = 1.02; **6"** = 1.47; **12"** = 5.88

# SAMPLING DATA

| SAMPLED BY (PRINT) / AFFILIATION: | SAMPLER(S) SIGNATURE(S): | SAMPLE TIME: |
|---|---|---|
| Erik Rigal/AECOM | | 1210 |

| PUMP OR TUBING DEPTH IN WELL (feet): 47 | TUBING MATERIAL CODE: LDPE | FIELD-FILTERED: Y (N) Filtration Equipment Type: -- | FILTER SIZE: -- µm |
|---|---|---|---|

FIELD DECONTAMINATION: PUMP (Y) N TUBING Y (N (replaced)) DUPLICATE: Y (N)

| SAMPLE CONTAINER SPECIFICATION | | | | SAMPLE PRESERVATION (including wet ice) | | | INTENDED ANALYSIS AND/OR METHOD | SAMPLING EQUIPMENT CODE | SAMPLE PUMP FLOW RATE (gal per minute) |
|---|---|---|---|---|---|---|---|---|---|
| SAMPLE ID CODE | # CONTAINERS | MATERIAL CODE | VOLUME | PRESERVATIVE USED | TOTAL VOL ADDED IN FIELD (mL) | FINAL pH | | | |
| MW-64 | 4 | AG | 40 mL | HCl | 40 mL x 4 | 6.40 | 6200 | ESP | 0.1 |
| MW-64 | 3 | AG | 40 mL | HCl | 40 mL x 3 | 6.40 | VPH | ESP | 0.1 |
| MW-64 | 1 | PP | 250 mL | $HNO_3$ | 250 mL | 6.40 | Lead by 6010 | ESP | 0.1 |

REMARKS: High turbidity, Parameters Stabilized.

**MATERIAL CODES**: **AG** = Amber Glass; **CG** = Clear Glass; **HDPE** = High Density Polyethylene; **LDPE** = Low Density Polyethylene; **PP** = Polypropylene; **S** = Silicone; **T** = Teflon; **O** = Other (Specify)

**SAMPLING EQUIPMENT CODES:** **APP** = After (Through) Peristaltic Pump; **B** = Bailer; **BP** = Bladder Pump; **ESP** = Electric Submersible Pump; **RFPP** = Reverse Flow Peristaltic Pump; **SM** = Straw Method (Tubing Gravity Drain); **O** = Other (Specify)

# GROUNDWATER SAMPLING LOG

| SITE NAME: 2020-L1-2448 Incident | SITE LOCATION: Huntersville, NC | PROJECT NUMBER: 60639876 | WELL NAME: MW-65 | DATE: 01/03/22 |
|---|---|---|---|---|

| WELL DIAMETER (inches): 2" | TUBING DIAMETER (inches): 3/8" | WELL SCREEN INTERVAL DEPTH: 25.00 ft. to 40.00 ft. | DEPTH TO WATER (feet): 26.81 | PUMP TYPE OR BAILER: Bladder |
|---|---|---|---|---|

1 WELL VOLUME = (TD-DTW) x WELL CAPACITY

( 40.00 ft. - 26.81 ft.) x 0.16 gal./ft. = 2.11 gallons

3 WELL VOLUMES = 1 WELL VOLUME X 3

2.11 gallons x 3 = 6.33 gallons

| PUMP DEPTH IN WELL (feet): 32 | PURGING INITIATED AT: 1330 | PURGING ENDED AT: 1435 | TOTAL VOLUME PURGED (gallons): 6.5 |
|---|---|---|---|

| EQUIPMENT INFORMATION WATER QUALITY METER | MAKE/MODEL: YSI Pro Plus SERIAL #: 16F100208 | EQUIPMENT INFORMATION OIL/WATER INTERFACE PROBE | MAKE/MODEL: Heron H.Oil SERIAL #: 01-7819 |
|---|---|---|---|

| TIME | VOLUME PURGED (gallons) | PURGE RATE (gpm) | DEPTH TO WATER (feet) | TEMP. (°C) | DO (mg/L) | COND. (µS/cm) | pH (standard units) | ORP (mV) | TURB. (NTU) | COLOR (describe) | ODOR (describe) |
|---|---|---|---|---|---|---|---|---|---|---|---|
| **STABILIZATION CRITERIA:** | | | <0.3 ft. drawdown | within 3% | within 10% or <0.5 mg/L | within 3% | ±0.1 unit | ±10 mV | within 10% or <5 NTU | -- | -- |
| 1340 | 1.0 | 0.1 | 26.91 | 16.9 | 10.10 | 114.6 | 6.39 | 134.6 | 708.7 | Cloudy | None |
| 1345 | 1.5 | | 26.95 | 16.8 | 9.95 | 114.7 | 6.27 | 144.2 | 828.3 | | |
| 1350 | 2.0 | | 26.98 | 16.9 | 9.23 | 115.0 | 6.25 | 146.0 | 932.2 | | |
| 1355 | 2.5 | | 27.00 | 16.9 | 8.56 | 115.5 | 6.20 | 142.5 | 324.2 | | |
| 1400 | 3.0 | | 27.00 | 16.9 | 9.45 | 115.4 | 6.25 | 143.1 | 243.2 | | |
| 1405 | 3.5 | | 27.00 | 16.8 | 9.46 | 115.0 | 6.23 | 142.3 | 163.2 | Clear | |
| 1410 | 4.0 | | 27.00 | 16.9 | 9.24 | 115.1 | 6.26 | 142.3 | 87.47 | | |
| 1415 | 4.5 | | 27.00 | 16.8 | 9.01 | 115.0 | 6.26 | 142.1 | 70.68 | | |
| 1420 | 5.0 | | 27.00 | 16.8 | 8.79 | 115.0 | 6.26 | 143.2 | 56.45 | | |
| 1425 | 5.5 | | 27.00 | 16.8 | 8.48 | 115.1 | 6.21 | 141.2 | 34.26 | | |
| 1430 | 6.0 | | 27.00 | 16.9 | 8.91 | 115.2 | 6.27 | 145.2 | 20.70 | | |
| 1435 | 6.5 | | 27.00 | 16.9 | 8.72 | 115.2 | 6.26 | 144.1 | 19.78 | | |

MLdeK 1/3/22

**WELL CAPACITY** (Gallons Per Foot): **0.75"** = 0.02; **1"** = 0.04; **1.25"** = 0.06; **2"** = 0.16; **3"** = 0.37; **4"** = 0.65; **5"** = 1.02; **6"** = 1.47; **12"** = 5.88

# SAMPLING DATA

| SAMPLED BY (PRINT) / AFFILIATION: Mike deKozlowski / AECOM | SAMPLER(S) SIGNATURE(S): Mike deKozlowski | SAMPLE TIME: 1435 |
|---|---|---|

| PUMP OR TUBING DEPTH IN WELL (feet): 32 | TUBING MATERIAL CODE: LDPE | FIELD-FILTERED: Y (N) Filtration Equipment Type: -- | FILTER SIZE: -- µm |
|---|---|---|---|

FIELD DECONTAMINATION: PUMP (Y) N TUBING Y (N (replaced)) DUPLICATE: Y (N)

| SAMPLE CONTAINER SPECIFICATION | | | | SAMPLE PRESERVATION (including wet ice) | | | INTENDED ANALYSIS AND/OR METHOD | SAMPLING EQUIPMENT CODE | SAMPLE PUMP FLOW RATE (gal per minute) |
|---|---|---|---|---|---|---|---|---|---|
| SAMPLE ID CODE | # CONTAINERS | MATERIAL CODE | VOLUME | PRESERVATIVE USED | TOTAL VOL ADDED IN FIELD (mL) | FINAL pH | | | |
| MW-65 | 4 | AG | 40 mL | HCl | 40 mL x 4 | 6.26 | 6200 | ESP | 0.1 |
| | 3 | AG | 40 mL | HCl | 40 mL x 3 | | VPH | | |
| | 1 | PP | 250 mL | $HNO_3$ | 250 mL | | Lead by 6010 | | |

REMARKS:

3 well volumes purged

Recharge: Quick

**MATERIAL CODES**: **AG** = Amber Glass; **CG** = Clear Glass; **HDPE** = High Density Polyethylene; **LDPE** = Low Density Polyethylene; **PP** = Polypropylene; **S** = Silicone; **T** = Teflon; **O** = Other (Specify)

**SAMPLING EQUIPMENT CODES:** **APP** = After (Through) Peristaltic Pump; **B** = Bailer; **BP** = Bladder Pump; **ESP** = Electric Submersible Pump; **RFPP** = Reverse Flow Peristaltic Pump; **SM** = Straw Method (Tubing Gravity Drain); **O** = Other (Specify)

# GROUNDWATER SAMPLING LOG

| SITE NAME: 2020-L1-2448 Incident | SITE LOCATION: Huntersville, NC | PROJECT NUMBER: 60639876 | WELL NAME: MW-65D | DATE: 01/03/22 |
|---|---|---|---|---|

| WELL DIAMETER (inches): 2" | TUBING DIAMETER (inches): 3/8" | WELL SCREEN INTERVAL DEPTH: 118.40 ft. to 123.40 ft. | DEPTH TO WATER (feet): 26.69 | PUMP TYPE OR BAILER: Bladder |
|---|---|---|---|---|

| 1 WELL VOLUME = (TD-DTW) x WELL CAPACITY | 3 WELL VOLUMES = 1 WELL VOLUME X 3 |
|---|---|
| ( 123.40 ft. - 26.69 ft.) x 0.16 gal./ft. = 15.47 gallons | 15.47 gallons x 3 = 46.41 gallons |

| PUMP DEPTH IN WELL (feet): 118 | PURGING INITIATED AT: 1145 | PURGING ENDED AT: 1225 | TOTAL VOLUME PURGED (gallons): 4.0 |
|---|---|---|---|

| EQUIPMENT INFORMATION WATER QUALITY METER | MAKE/MODEL: YSI Pro Plus<br>SERIAL #: 16F100208 | EQUIPMENT INFORMATION OIL/WATER INTERFACE PROBE | MAKE/MODEL: Heron H.Oil<br>SERIAL #: 01-7819 |
|---|---|---|---|

| TIME | VOLUME PURGED (gallons) | PURGE RATE (gpm) | DEPTH TO WATER (feet) | TEMP. (°C) | DO (mg/L) | COND. (µS/cm) | pH (standard units) | ORP (mV) | TURB. (NTU) | COLOR (describe) | ODOR (describe) |
|---|---|---|---|---|---|---|---|---|---|---|---|
| **STABILIZATION CRITERIA:** | | | <0.3 ft. drawdown | within 3% | within 10% or <0.5 mg/L | within 3% | ±0.1 unit | ±10 mV | within 10% or <5 NTU | -- | -- |
| 1155 | 1.0 | 0.1 | 28.91 | 16.0 | 4.61 | 235.0 | 7.18 | 35.2 | 0.00 | Clear | None |
| 1200 | 1.5 | | 29.34 | 15.9 | 2.08 | 217.8 | 7.00 | 47.8 | 0.00 | | |
| 1205 | 2.0 | | 29.71 | 15.9 | 2.28 | 206.8 | 6.92 | 58.5 | 0.00 | | |
| 1210 | 2.5 | | 30.39 | 16.0 | 2.67 | 197.2 | 6.85 | 68.6 | 0.00 | | |
| 1215 | 3.0 | | 30.91 | 16.2 | 2.90 | 193.3 | 6.81 | 79.0 | 0.00 | | |
| 1220 | 3.5 | | 31.08 | 16.2 | 2.97 | 190.8 | 6.79 | 84.6 | 0.00 | | |
| 1225 | 4.0 | | 31.19 | 16.1 | 2.91 | 189.2 | 6.77 | 86.2 | 0.00 | | |

Mike de Kozlowski 1/3/22

**WELL CAPACITY** (Gallons Per Foot): **0.75"** = 0.02; **1"** = 0.04; **1.25"** = 0.06; **2"** = 0.16; **3"** = 0.37; **4"** = 0.65; **5"** = 1.02; **6"** = 1.47; **12"** = 5.88

# SAMPLING DATA

| SAMPLED BY (PRINT) / AFFILIATION: | SAMPLER(S) SIGNATURE(S): | SAMPLE TIME: |
|---|---|---|
| Mike de Kozlowski / AECOM | Mike de Kozlowski | 1235 |

| PUMP OR TUBING DEPTH IN WELL (feet): 118 | TUBING MATERIAL CODE: LDPE | FIELD-FILTERED: Y (N) Filtration Equipment Type: -- | FILTER SIZE: -- µm |
|---|---|---|---|

FIELD DECONTAMINATION: PUMP (Y) N TUBING Y (N (replaced)) DUPLICATE: (Y) N

| SAMPLE CONTAINER SPECIFICATION | | | | SAMPLE PRESERVATION (including wet ice) | | | INTENDED ANALYSIS AND/OR METHOD | SAMPLING EQUIPMENT CODE | SAMPLE PUMP FLOW RATE (gal per minute) |
|---|---|---|---|---|---|---|---|---|---|
| SAMPLE ID CODE | # CONTAINERS | MATERIAL CODE | VOLUME | PRESERVATIVE USED | TOTAL VOL ADDED IN FIELD (mL) | FINAL pH | | | |
| MW-65D | 4 | AG | 40 mL | HCl | 40 mL x 4 | | 6200 | ESP | 0.1 |
| | 3 | AG | 40 mL | HCl | 40 mL x 3 | | VPH | | |
| | 1 | PP | 250 mL | $HNO_3$ | 250 mL | | Lead by 6010 | | |

REMARKS:

DUP-1-20220103 collected

**MATERIAL CODES**: **AG** = Amber Glass; **CG** = Clear Glass; **HDPE** = High Density Polyethylene; **LDPE** = Low Density Polyethylene; **PP** = Polypropylene; **S** = Silicone; **T** = Teflon; **O** = Other (Specify)

**SAMPLING EQUIPMENT CODES:** **APP** = After (Through) Peristaltic Pump; **B** = Bailer; **BP** = Bladder Pump; **ESP** = Electric Submersible Pump; **RFPP** = Reverse Flow Peristaltic Pump; **SM** = Straw Method (Tubing Gravity Drain); **O** = Other (Specify)

# GROUNDWATER SAMPLING LOG

| SITE NAME: 2020-L1-2448 Incident | SITE LOCATION: Huntersville, NC | PROJECT NUMBER: 60639876 | WELL NAME: MW-66 | DATE: 01/03/2022 |
|---|---|---|---|---|

| WELL DIAMETER (inches): 2 | TUBING DIAMETER (inches): 3/8 | WELL SCREEN INTERVAL DEPTH: 34.95 ft. to 53.95 ft. | DEPTH TO WATER (feet): 43.30 | PUMP TYPE OR BAILER: Monsoon |
|---|---|---|---|---|

1 WELL VOLUME = (TD-DTW) x WELL CAPACITY

(53.95 ft. - 43.30 ft.) x 0.16 gal./ft. = 1.7 gallons

3 WELL VOLUMES = 1 WELL VOLUME X 3

1.7 gallons x 3 = 5.11 gallons

| PUMP DEPTH IN WELL (feet): 49 | PURGING INITIATED AT: 1145 | PURGING ENDED AT: 1210 | TOTAL VOLUME PURGED (gallons): 5.0 |
|---|---|---|---|

| EQUIPMENT INFORMATION WATER QUALITY METER | MAKE/MODEL: YSI ProPlus | SERIAL #: 15C104375 |
|---|---|---|
| EQUIPMENT INFORMATION OIL/WATER INTERFACE PROBE | MAKE/MODEL: Heron H.O.I | SERIAL #: 01-7800 |

| TIME | VOLUME PURGED (gallons) | PURGE RATE (gpm) | DEPTH TO WATER (feet) | TEMP. (°C) | DO (mg/L) | COND. (µS/cm) | pH (standard units) | ORP (mV) | TURB. (NTU) | COLOR (describe) | ODOR (describe) |
|---|---|---|---|---|---|---|---|---|---|---|---|
| **STABILIZATION CRITERIA:** | | | <0.3 ft. drawdown | within 3% | within 10% or <0.5 mg/L | within 3% | ±0.1 unit | ±10 mV | within 10% or <5 NTU | -- | -- |
| 1145 | 0.00 | 0.2 | 43.83 | 16.7 | 5.97 | 133.4 | 6.16 | 219.9 | 71.200 | Brown | None |
| 1150 | 1.0 | " | 43.92 | 17.3 | 5.53 | 134.3 | 6.26 | 216.7 | 71.200 | " | " |
| 1155 | 2.0 | " | 43.91 | 17.5 | 5.36 | 134.5 | 6.28 | 218.2 | 232.8 | " | " |
| 1200 | 3.0 | " | 43.91 | 17.6 | 5.36 | 134.8 | 6.30 | 219.4 | 230.0 | " | " |
| 1205 | 4.0 | " | 43.92 | 17.8 | 5.64 | 135.9 | 6.31 | 219.9 | 236.1 | " | " |
| 1210 | 5.0 | " | 43.93 | 17.1 | 5.51 | 134.4 | 6.30 | 221.0 | 225.5 | " | " |

A O:-

01/03 R1

**WELL CAPACITY** (Gallons Per Foot): **0.75"** = 0.02; **1"** = 0.04; **1.25"** = 0.06; **2"** = 0.16; **3"** = 0.37; **4"** = 0.65; **5"** = 1.02; **6"** = 1.47; **12"** = 5.88

## SAMPLING DATA

| SAMPLED BY (PRINT) / AFFILIATION: Andrew O'Malia / AECOM | SAMPLER(S) SIGNATURE(S): A O:- | SAMPLE TIME: 1215 |
|---|---|---|
| PUMP OR TUBING DEPTH IN WELL (feet): 49 | TUBING MATERIAL CODE: LDPE | FIELD-FILTERED: Y (N) Filtration Equipment Type: -- FILTER SIZE: -- µm |
| FIELD DECONTAMINATION: PUMP (Y) N | TUBING Y N (replaced) | DUPLICATE: Y Ø |

| SAMPLE CONTAINER SPECIFICATION | | | | SAMPLE PRESERVATION (including wet ice) | | | | | |
|---|---|---|---|---|---|---|---|---|---|
| SAMPLE ID CODE | # CONTAINERS | MATERIAL CODE | VOLUME | PRESERVATIVE USED | TOTAL VOL ADDED IN FIELD (mL) | FINAL pH | INTENDED ANALYSIS AND/OR METHOD | SAMPLING EQUIPMENT CODE | SAMPLE PUMP FLOW RATE (gal per minute) |
| MW-66 | 4 | AG | 40 mL | HCl | 40 mL x 4 | 6.30 | 6200 | ESP | 0.2 |
| " | 3 | AG | 40 mL | HCl | 40 mL x 3 | | VPH | " | " |
| " | 1 | PP | 250 mL | $HNO_3$ | 250 mL | " | Lead by 6010 | " | " |

REMARKS: good recharge

**MATERIAL CODES**: **AG** = Amber Glass; **CG** = Clear Glass; **HDPE** = High Density Polyethylene; **LDPE** = Low Density Polyethylene; **PP** = Polypropylene; **S** = Silicone; **T** = Teflon; **O** = Other (Specify)

**SAMPLING EQUIPMENT CODES:** **APP** = After (Through) Peristaltic Pump; **B** = Bailer; **BP** = Bladder Pump; **ESP** = Electric Submersible Pump; **RFPP** = Reverse Flow Peristaltic Pump; **SM** = Straw Method (Tubing Gravity Drain); **O** = Other (Specify)

# GROUNDWATER SAMPLING LOG

| SITE NAME: 2020-L1-2448 Incident | SITE LOCATION: Huntersville, NC | PROJECT NUMBER: 60639876 | WELL NAME: MW-67 | DATE: 01/03/2021 |
|---|---|---|---|---|

| WELL DIAMETER (inches): 2 | TUBING DIAMETER (inches): 3/8 | WELL SCREEN INTERVAL DEPTH: 30.1 ft. to 45.1 ft. | DEPTH TO WATER (feet): 35.67 | PUMP TYPE OR BAILER: Monsoon |
|---|---|---|---|---|

1 WELL VOLUME = (TD-DTW) x WELL CAPACITY

(45.1 ft. - 35.67 ft.) x 0.16 gal./ft. = 1.5 gallons

3 WELL VOLUMES = 1 WELL VOLUME X 3

1.5 gallons x 3 = 4.5 gallons

| PUMP DEPTH IN WELL (feet): 41 | PURGING INITIATED AT: 1250 | PURGING ENDED AT: 1315 | TOTAL VOLUME PURGED (gallons): 5.0 |
|---|---|---|---|

| EQUIPMENT INFORMATION WATER QUALITY METER | MAKE/MODEL: YSI Pro plus | SERIAL #: 21050648 |
|---|---|---|
| EQUIPMENT INFORMATION OIL/WATER INTERFACE PROBE | MAKE/MODEL: Heron H.O.1 | SERIAL #: 01-7800 |

| TIME | VOLUME PURGED (gallons) | PURGE RATE (gpm) | DEPTH TO WATER (feet) | TEMP. (°C) | DO (mg/L) | COND. (µS/cm) | pH (standard units) | ORP (mV) | TURB. (NTU) | COLOR (describe) | ODOR (describe) |
|---|---|---|---|---|---|---|---|---|---|---|---|
| STABILIZATION CRITERIA: | | | <0.3 ft. drawdown | within 3% | within 10% or <0.5 mg/L | within 3% | ±0.1 unit | ±10 mV | within 10% or <5 NTU | -- | -- |
| 1250 | 0.00 | 0.2 | 36.92 | 16.4 | 4.68 | 165.3 | 6.41 | 196.3 | 904.5 | Brown | None |
| 1255 | 1.0 | " | 36.60 | 17.6 | 4.21 | 170.8 | 6.38 | 204.2 | 878.0 | " | " |
| 1300 | 2.0 | " | 36.58 | 17.8 | 4.12 | 171.4 | 6.37 | 209.4 | 21,100 | " | " |
| 1305 | 3.0 | " | 36.54 | 17.5 | 3.94 | 169.6 | 6.37 | 207.0 | 1,010 | " | " |
| 1310 | 4.0 | " | 36.52 | 18.0 | 4.08 | 171.4 | 6.38 | 201.5 | 653.9 | " | " |
| 1315 | 5.0 | " | 36.56 | 17.8 | 4.11 | 170.6 | 6.38 | 197.3 | 360.0 | " | " |

**WELL CAPACITY** (Gallons Per Foot): **0.75"** = 0.02; **1"** = 0.04; **1.25"** = 0.06; **2"** = 0.16; **3"** = 0.37; **4"** = 0.65; **5"** = 1.02; **6"** = 1.47; **12"** = 5.88

## SAMPLING DATA

| SAMPLED BY (PRINT) / AFFILIATION: Andrew O'Malia / AECOM | SAMPLER(S) SIGNATURE(S): | SAMPLE TIME: 1325 |
|---|---|---|
| PUMP OR TUBING DEPTH IN WELL (feet): 41 | TUBING MATERIAL CODE: LDPE | FIELD-FILTERED: Y (N) Filtration Equipment Type: -- FILTER SIZE: -- µm |
| FIELD DECONTAMINATION: PUMP (Y) N | TUBING Y N (replaced) | DUPLICATE: Y (N) |

| SAMPLE CONTAINER SPECIFICATION | | | | SAMPLE PRESERVATION (including wet ice) | | | | | |
|---|---|---|---|---|---|---|---|---|---|
| SAMPLE ID CODE | # CONTAINERS | MATERIAL CODE | VOLUME | PRESERVATIVE USED | TOTAL VOL ADDED IN FIELD (mL) | FINAL pH | INTENDED ANALYSIS AND/OR METHOD | SAMPLING EQUIPMENT CODE | SAMPLE PUMP FLOW RATE (gal per minute) |
| MW-67 | 4 | AG | 40 mL | HCl | 40 mL x 4 | 6.38 | 6200 | ESP | 0.2 |
| " | 3 | AG | 40 mL | HCl | 40 mL x 3 | " | VPH | " | " |
| " | 1 | PP | 250 mL | $HNO_3$ | 250 mL | " | Lead by 6010 | " | " |

REMARKS: 3 well Volumes purged. Good Recharge

**MATERIAL CODES**: **AG** = Amber Glass; **CG** = Clear Glass; **HDPE** = High Density Polyethylene; **LDPE** = Low Density Polyethylene; **PP** = Polypropylene; **S** = Silicone; **T** = Teflon; **O** = Other (Specify)

**SAMPLING EQUIPMENT CODES**: **APP** = After (Through) Peristaltic Pump; **B** = Bailer; **BP** = Bladder Pump; **ESP** = Electric Submersible Pump; **RFPP** = Reverse Flow Peristaltic Pump; **SM** = Straw Method (Tubing Gravity Drain); **O** = Other (Specify)

# GROUNDWATER SAMPLING LOG

| SITE NAME: 2020-L1-2448 Incident | SITE LOCATION: Huntersville, NC | PROJECT NUMBER: 60639876 | WELL NAME: MW-68 | DATE: 01/03/2022 |
|---|---|---|---|---|

| WELL DIAMETER (inches): 2 | TUBING DIAMETER (inches): 3/8 | WELL SCREEN INTERVAL DEPTH: 34.9 ft. to 49.9 ft. | DEPTH TO WATER (feet): 43.71 | PUMP TYPE OR BAILER: Mansoon |
|---|---|---|---|---|

1 WELL VOLUME = (TD-DTW) x WELL CAPACITY
(49.9 ft. - 43.71 ft.) x 0.16 gal./ft. = 0.99 gallons

3 WELL VOLUMES = 1 WELL VOLUME X 3
0.99 gallons x 3 = 2.97 gallons

| PUMP DEPTH IN WELL (feet): 47 | PURGING INITIATED AT: 1355 | PURGING ENDED AT: 1420 | TOTAL VOLUME PURGED (gallons): 3.75 |
|---|---|---|---|

EQUIPMENT INFORMATION WATER QUALITY METER — MAKE/MODEL: YSI Pro Plus; SERIAL #: 15C104375

EQUIPMENT INFORMATION OIL/WATER INTERFACE PROBE — MAKE/MODEL: Heron H.01; SERIAL #: 01-7800

| TIME | VOLUME PURGED (gallons) | PURGE RATE (gpm) | DEPTH TO WATER (feet) | TEMP. (°C) | DO (mg/L) | COND. (µS/cm) | pH (standard units) | ORP (mV) | TURB. (NTU) | COLOR (describe) | ODOR (describe) |
|---|---|---|---|---|---|---|---|---|---|---|---|
| STABILIZATION CRITERIA: | | | <0.3 ft. drawdown | within 3% | within 10% or <0.5 mg/L | within 3% | ±0.1 unit | ±10 mV | within 10% or <5 NTU | -- | -- |
| 1355 | 0.00 | 0.15 | 44.16 | 16.9 | 6.87 | 189.1 | 6.54 | 211.8 | 71,100 | Brown | None |
| 1400 | 0.75 | | 44.39 | 18.6 | 6.06 | 197.4 | 6.48 | 146.7 | 71,100 | | |
| 1405 | 1.5 | | 44.51 | 18.2 | 6.28 | 198.3 | 6.43 | 151.4 | 71,100 | | |
| 1410 | 2.25 | | 44.56 | 18.2 | 6.35 | 201.8 | 6.41 | 138.2 | 709.6 | | |
| 1415 | 3.0 | | 44.62 | 18.1 | 6.31 | 200.7 | 6.40 | 136.1 | 606.9 | | |
| 1420 | 3.75 | | 44.65 | 18.4 | 6.22 | 201.5 | 6.41 | 133.2 | 657.1 | | |

01/03/21

**WELL CAPACITY** (Gallons Per Foot): **0.75"** = 0.02; **1"** = 0.04; **1.25"** = 0.06; **2"** = 0.16; **3"** = 0.37; **4"** = 0.65; **5"** = 1.02; **6"** = 1.47; **12"** = 5.88

## SAMPLING DATA

| SAMPLED BY (PRINT) / AFFILIATION: Andrew O'Malia / AECOM | SAMPLER(S) SIGNATURE(S): | SAMPLE TIME: 1425 |
|---|---|---|
| PUMP OR TUBING DEPTH IN WELL (feet): 47 | TUBING MATERIAL CODE: LDPE | FIELD-FILTERED: Y (N) Filtration Equipment Type: -- FILTER SIZE: -- µm |
| FIELD DECONTAMINATION: PUMP (Y) N | TUBING Y (N) (replaced) | DUPLICATE: Y (N) |

| SAMPLE CONTAINER SPECIFICATION | | | | SAMPLE PRESERVATION (including wet ice) | | | INTENDED ANALYSIS AND/OR METHOD | SAMPLING EQUIPMENT CODE | SAMPLE PUMP FLOW RATE (gal per minute) |
|---|---|---|---|---|---|---|---|---|---|
| SAMPLE ID CODE | # CONTAINERS | MATERIAL CODE | VOLUME | PRESERVATIVE USED | TOTAL VOL ADDED IN FIELD (mL) | FINAL pH | | | |
| MW-68 | 4 | AG | 40 mL | HCl | 40 mL x 4 | 6.41 | 6200 | ESP | 0.15 |
| 1 | 3 | AG | 40 mL | HCl | 40 mL x 3 | 1 | VPH | 1 | 1 |
| 1 | 1 | PP | 250 mL | $HNO_3$ | 250 mL | 1 | Lead by 6010 | 1 | 1 |

REMARKS: 3+ well volumes purged. Good Recharge

**MATERIAL CODES**: **AG** = Amber Glass; **CG** = Clear Glass; **HDPE** = High Density Polyethylene; **LDPE** = Low Density Polyethylene; **PP** = Polypropylene; **S** = Silicone; **T** = Teflon; **O** = Other (Specify)

**SAMPLING EQUIPMENT CODES**: **APP** = After (Through) Peristaltic Pump; **B** = Bailer; **BP** = Bladder Pump; **ESP** = Electric Submersible Pump; **RFPP** = Reverse Flow Peristaltic Pump; **SM** = Straw Method (Tubing Gravity Drain); **O** = Other (Specify)

# GROUNDWATER SAMPLING LOG

| SITE NAME: 2020-L1-2448 Incident | SITE LOCATION: Huntersville, NC | PROJECT NUMBER: 60639876 | WELL NAME: MW-69 | DATE: 1-6-2022 |
|---|---|---|---|---|
| WELL DIAMETER (inches): 4.0 | TUBING DIAMETER (inches): 3/8 | WELL SCREEN INTERVAL DEPTH: 30.86 feet to 60.82 feet | DEPTH TO WATER (feet): 56.57 | PUMP TYPE OR BAILER: ESP |

**WELL VOLUME PURGE: 1 WELL VOLUME** = (TOTAL WELL DEPTH − STATIC DEPTH TO WATER) X WELL CAPACITY
(only fill out if applicable)

= ( 60.82 feet − 56.57 feet) X 0.653 gallons/foot = 2.70 gallons

| PUMP DEPTH IN WELL (feet): 60.0 | PURGING INITIATED AT: 1317 | PURGING ENDED AT: 1422 | TOTAL VOLUME PURGED (gallons): 5.20 |
|---|---|---|---|

| TIME | VOLUME PURGED (gallons) | PURGE RATE (gpm) | DEPTH TO WATER (feet) | TEMP. (°C) | DO (mg/L) | COND. (µS/cm) | pH (standard units) | ORP (mV) | TURB. (NTU) | COLOR (describe) | ODOR (describe) |
|---|---|---|---|---|---|---|---|---|---|---|---|
| **STABILIZATION CRITERIA:** | | | <0.3 ft. drawdown | within 3% | within 10% or <0.5 mg/L | within 3% | ±0.1 unit | ±10 mV | within 10% or <5 NTU | -- | -- |
| 1317 | initial | 0.08 | 56.97 | 16.4 | 8.60 | 132.2 | 6.64 | 119.5 | 276.9 | Lt Brn | None |
| 1322 | 0.40 | | 57.04 | 17.3 | 8.34 | 140.8 | 6.60 | 74.1 | 478.9 | DK Brn | |
| 1327 | 0.80 | | 57.13 | 17.8 | 8.16 | 143.6 | 6.58 | 58.6 | 402.7 | DK Brn | |
| 1332 | 1.20 | | 57.17 | 18.0 | 8.00 | 145.1 | 6.61 | 41.3 | 404.2 | DK Brn | |
| 1337 | 1.60 | | 57.18 | 18.1 | 7.91 | 147.7 | 6.61 | 30.3 | 436.9 | DK Brn | |
| 1342 | 2.00 | | 57.13 | 18.0 | 7.83 | 145.3 | 6.58 | 26.7 | 332.0 | Brn | |
| 1347 | 2.40 | | 57.13 | 17.9 | 7.76 | 145.0 | 6.63 | 20.4 | 286.8 | Brn | |
| 1352 | 2.80 | | 57.18 | 18.1 | 7.60 | 149.3 | 6.61 | 0.2 | 306.1 | Brn | |
| 1357 | 3.20 | | 57.20 | 18.5 | 7.49 | 149.5 | 6.58 | -3.7 | 244.4 | Brn | |
| 1402 | 3.60 | | 57.20 | 18.4 | 7.40 | 149.7 | 6.53 | -11.4 | 221.1 | Lt Brn | |
| 1407 | 4.00 | | 57.22 | 18.3 | 7.36 | 149.4 | 6.52 | -14.4 | 200.3 | Lt Brn | |
| 1412 | 4.40 | | 57.25 | 18.2 | 7.24 | 149.9 | 6.50 | -20.4 | 212.2 | Lt Brn | |
| 1417 | 4.80 | | 57.27 | 18.7 | 7.13 | 151.3 | 6.55 | -30.9 | 205.7 | Lt Brn | |
| 1422 | 5.20 | ↓ | 57.27 | 18.7 | 7.00 | 151.4 | 6.57 | -33.0 | 207.8 | Lt Brn | ↓ |

**WELL CAPACITY** (Gallons Per Foot): **0.75"** = 0.02; **1"** = 0.04; **1.25"** = 0.06; **2"** = 0.16; **3"** = 0.37; **4"** = 0.65; **5"** = 1.02; **6"** = 1.47; **12"** = 5.88

## SAMPLING DATA

| SAMPLED BY (PRINT) / AFFILIATION: Randy Morgan / AECOM | SAMPLER(S) SIGNATURE(S): Randy Morgan | SAMPLE TIME: 1425 |
|---|---|---|
| PUMP OR TUBING DEPTH IN WELL (feet): 60.0 | TUBING MATERIAL CODE: LDPE | FIELD-FILTERED: Y (N) Filtration Equipment Type: -- FILTER SIZE: 0.45 µm |
| FIELD DECONTAMINATION: PUMP (Y) N TUBING Y N (replaced) | | DUPLICATE: Y (N) |

| SAMPLE CONTAINER SPECIFICATION | | | | SAMPLE PRESERVATION (Including wet ice) | | | INTENDED ANALYSIS AND/OR METHOD | SAMPLING EQUIPMENT CODE | SAMPLE PUMP FLOW RATE (gal per minute) |
|---|---|---|---|---|---|---|---|---|---|
| SAMPLE ID CODE | # CONTAINERS | MATERIAL CODE | VOLUME | PRESERVATIVE USED | TOTAL VOL ADDED IN FIELD (mL) | FINAL pH | | | |
| MW-69 | 4 | AG | 40 mL | HCL | 40 mL x 4 | 6.57 | 6200 | ESP | 0.08 |
| MW-69 | 3 | AG | 40 mL | HCL | 40 mL x 3 | 6.57 | VPH | ESP | 0.08 |
| MW-69 | 1 | PE | 250 mL | $HNO_3$ | 250 mL | 6.57 | Lead by 6010 | ESP | 0.08 |

REMARKS: MW-69 MNA ESP

**MATERIAL CODES:** **AG** = Amber Glass; **CG** = Clear Glass; **HDPE** = High Density Polyethylene; **LDPE** = Low Density Polyethylene; **PP** = Polypropylene; **S** = Silicone; **T** = Teflon; **O** = Other (Specify)

**SAMPLING EQUIPMENT CODES:** **APP** = After (Through) Peristaltic Pump; **B** = Bailer; **BP** = Bladder Pump; **ESP** = Electric Submersible Pump; **RFPP** = Reverse Flow Peristaltic Pump; **SM** = Straw Method (Tubing Gravity Drain); **O** = Other (Specify)

# GROUNDWATER SAMPLING LOG

| SITE NAME: | SITE LOCATION: | PROJECT NUMBER: | WELL NAME: | DATE: |
|---|---|---|---|---|
| 2020-L1-2448 Incident | Huntersville, NC | 60639876 | MW-70 | 1/3/22 |

| WELL DIAMETER (inches): | TUBING DIAMETER (inches): | WELL SCREEN INTERVAL DEPTH: | DEPTH TO WATER (feet): | PUMP TYPE OR BAILER: |
|---|---|---|---|---|
| 2 | 3/8 | 32.87 ft. to 47.82 ft. | 39.69 | Monsoon |

1 WELL VOLUME = (TD-DTW) x WELL CAPACITY

( 47.82 ft. - 39.69 ft.) x 0.16 gal./ft. = 1.3 gallons

3 WELL VOLUMES = 1 WELL VOLUME X 3

1.3 gallons x 3 = 3.9 gallons

| PUMP DEPTH IN WELL (feet): | PURGING INITIATED AT: | PURGING ENDED AT: | TOTAL VOLUME PURGED (gallons): |
|---|---|---|---|
| 45 | 1250 | 1340 | 4.5 |

| EQUIPMENT INFORMATION WATER QUALITY METER | MAKE/MODEL: | SERIAL #: |
|---|---|---|
| | YSI Pro + | 16F100209 |

| EQUIPMENT INFORMATION OIL/WATER INTERFACE PROBE | MAKE/MODEL: | SERIAL #: |
|---|---|---|
| | Heron | 01.7821 |

| TIME | VOLUME PURGED (gallons) | PURGE RATE (gpm) | DEPTH TO WATER (feet) | TEMP. (°C) | DO (mg/L) | COND. (µS/cm) | pH (standard units) | ORP (mV) | TURB. (NTU) | COLOR (describe) | ODOR (describe) |
|---|---|---|---|---|---|---|---|---|---|---|---|
| **STABILIZATION CRITERIA:** | | | <0.3 ft. drawdown | within 3% | within 10% or <0.5 mg/L | within 3% | ±0.1 unit | ±10 mV | within 10% or <5 NTU | -- | -- |
| 1252 | 0 | 0.1 | 39.72 | 16.3 | 5.59 | 136.2 | 6.30 | 46.5 | 293.1 | Cloudy | None |
| 1257 | 0.5 | 0.1 | 39.72 | 16.8 | 5.08 | 140.7 | 6.45 | 31.4 | >1100 | Cloudy | None |
| 1302 | 1 | 0.1 | 39.72 | 17.9 | 4.57 | 148.8 | 6.41 | 29.5 | >1100 | Cloudy | None |
| 1307 | 1.5 | 0.1 | 39.72 | 17.5 | 4.56 | 144.6 | 6.42 | 29.7 | 1035 | Cloudy | None |
| 1312 | 2 | 0.1 | 39.72 | 17.8 | 4.42 | 145.3 | 6.42 | 29.5 | 893.6 | Cloudy | None |
| 1317 | 2.5 | 0.1 | 39.72 | 17.7 | 4.34 | 146.0 | 6.41 | 29.1 | 717.0 | Cloudy | None |
| 1322 | 3 | 0.1 | 39.72 | 18.2 | 4.55 | 144.5 | 6.42 | 27.8 | 428.1 | Cloudy | None |
| 1327 | 3.5 | 0.1 | 39.72 | 18.0 | 4.69 | 143.2 | 6.41 | 28.3 | 287.0 | Cloudy | None |
| 1332 | 4 | 0.1 | 39.72 | 18.1 | 4.66 | 141.9 | 6.41 | 28.1 | 173.4 | Cloudy | None |

**WELL CAPACITY** (Gallons Per Foot): **0.75"** = 0.02; **1"** = 0.04; **1.25"** = 0.06; **2"** = 0.16; **3"** = 0.37; **4"** = 0.65; **5"** = 1.02; **6"** = 1.47; **12"** = 5.88

# SAMPLING DATA

| SAMPLED BY (PRINT) / AFFILIATION: | SAMPLER(S) SIGNATURE(S): | SAMPLE TIME: |
|---|---|---|
| Erik Riegel / AEcom | | 1335 |

| PUMP OR TUBING DEPTH IN WELL (feet): | TUBING MATERIAL CODE: | FIELD-FILTERED: Y (N) Filtration Equipment Type: -- | FILTER SIZE: -- µm |
|---|---|---|---|
| 45 | LDPE | | |

FIELD DECONTAMINATION: PUMP (Y) N TUBING Y (N (replaced)) DUPLICATE: Y (N)

| SAMPLE CONTAINER SPECIFICATION | | | | SAMPLE PRESERVATION (including wet ice) | | | INTENDED ANALYSIS AND/OR METHOD | SAMPLING EQUIPMENT CODE | SAMPLE PUMP FLOW RATE (gal per minute) |
|---|---|---|---|---|---|---|---|---|---|
| SAMPLE ID CODE | # CONTAINERS | MATERIAL CODE | VOLUME | PRESERVATIVE USED | TOTAL VOL ADDED IN FIELD (mL) | FINAL pH | | | |
| MW-70 | 4 | AG | 40 mL | HCl | 40 mL x 4 | 6.41 | 6200 | ESP | 0.1 |
| MW-70 | 3 | AG | 40 mL | HCl | 40 mL x 3 | 6.41 | VPH | ESP | 0.1 |
| MW-70 | 1 | PP | 250 mL | $HNO_3$ | 250 mL | 6.41 | Lead by 6010 | ESP | 0.1 |

REMARKS: High Turbidity, 3 well volumes Purged.

**MATERIAL CODES**: **AG** = Amber Glass; **CG** = Clear Glass; **HDPE** = High Density Polyethylene; **LDPE** = Low Density Polyethylene; **PP** = Polypropylene; **S** = Silicone; **T** = Teflon; **O** = Other (Specify)

**SAMPLING EQUIPMENT CODES:** **APP** = After (Through) Peristaltic Pump; **B** = Bailer; **BP** = Bladder Pump; **ESP** = Electric Submersible Pump; **RFPP** = Reverse Flow Peristaltic Pump; **SM** = Straw Method (Tubing Gravity Drain); **O** = Other (Specify)

# GROUNDWATER SAMPLING LOG

| SITE NAME: 2020-L1-2448 Incident | SITE LOCATION: Huntersville, NC | PROJECT NUMBER: 60639876 | WELL NAME: MW-71 | DATE: 1/6/22 |
|---|---|---|---|---|

| WELL DIAMETER (inches): 2 | TUBING DIAMETER (inches): 3/8 | WELL SCREEN INTERVAL DEPTH: 53.58 ft. to 68.58 ft. | DEPTH TO WATER (feet): 59.84 | PUMP TYPE OR BAILER: Monsoon |
|---|---|---|---|---|

1 WELL VOLUME = (TD-DTW) x WELL CAPACITY

( 68.58 ft. - 59.84 ft.) x 0.16 gal./ft. = 1.4 gallons

3 WELL VOLUMES = 1 WELL VOLUME X 3

1.4 gallons x 3 = 4.2 gallons

| PUMP DEPTH IN WELL (feet): 65 | PURGING INITIATED AT: 1100 | PURGING ENDED AT: | TOTAL VOLUME PURGED (gallons): |
|---|---|---|---|

| EQUIPMENT INFORMATION WATER QUALITY METER | MAKE/MODEL: YSI Pro + | SERIAL #: 16F100209 |
|---|---|---|
| EQUIPMENT INFORMATION OIL/WATER INTERFACE PROBE | MAKE/MODEL: Heron H01L | SERIAL #: 01.7821 |

| TIME | VOLUME PURGED (gallons) | PURGE RATE (gpm) | DEPTH TO WATER (feet) | TEMP. (°C) | DO (mg/L) | COND. (µS/cm) | pH (standard units) | ORP (mV) | TURB. (NTU) | COLOR (describe) | ODOR (describe) |
|---|---|---|---|---|---|---|---|---|---|---|---|
| **STABILIZATION CRITERIA:** | | | <0.3 ft. drawdown | within 3% | within 10% or <0.5 mg/L | within 3% | ±0.1 unit | ±10 mV | within 10% or <5 NTU | -- | -- |
| 1101 | 0 | 0.1 | 59.56 | 14.4 | 41.0 | 90.3 | 6.89 | 22.7 | 295.5 | Cloudy | None |
| 1106 | 0.5 | 0.1 | 59.56 | 16.0 | 3.93 | 97.1 | 6.30 | -0.9 | 986.8 | Cloudy | None |
| 1111 | 1.0 | 0.1 | 59.56 | 16.4 | 3.47 | 102.4 | 6.34 | -7.7 | 672.0 | Cloudy | None |
| 1116 | 1.5 | 0.1 | 59.56 | 16.2 | 3.27 | 103.0 | 6.36 | -9.4 | 833.6 | Cloudy | None |
| 1121 | 2 | 0.1 | 59.56 | 16.6 | 2.86 | 105.9 | 6.38 | -12.6 | 908.6 | Cloudy | None |
| 1126 | 2.5 | 0.1 | 59.56 | 17.6 | 3.11 | 107.5 | 6.34 | -12.5 | >1100 | Cloudy | None |
| 1131 | 3 | 0.1 | 59.56 | 16.9 | 2.78 | 111.5 | 6.40 | -14.6 | 970.7 | Cloudy | None |
| 1136 | 3.5 | 0.1 | 59.56 | 16.8 | 2.84 | 113.0 | 6.46 | -15.3 | 1011 | Cloudy | None |
| 1141 | 4 | 0.1 | 59.56 | 16.7 | 2.84 | 113.0 | 6.45 | -14.8 | 1079 | Cloudy | None |
| 1146 | 4.5 | 0.1 | 59.56 | 16.8 | 2.78 | 113.8 | 6.44 | -14.3 | 997 | Cloudy | None |
| | | | | | | | | | | | |
| | | | | | | | | | | | |
| | | | | | | | | | | | |
| | | | | | | | | | | | |
| | | | | | | | | | | | |
| | | | | | | | | | | | |
| | | | | | | | | | | | |
| | | | | | | | | | | | |
| | | | | | | | | | | | |
| | | | | | | | | | | | |
| | | | | | | | | | | | |
| | | | | | | | | | | | |
| | | | | | | | | | | | |
| | | | | | | | | | | | |
| | | | | | | | | | | | |
| | | | | | | | | | | | |

**WELL CAPACITY** (Gallons Per Foot): **0.75"** = 0.02; **1"** = 0.04; **1.25"** = 0.06; **2"** = 0.16; **3"** = 0.37; **4"** = 0.65; **5"** = 1.02; **6"** = 1.47; **12"** = 5.88

# SAMPLING DATA

| SAMPLED BY (PRINT) / AFFILIATION: Erik Royal / AECOM | SAMPLER(S) SIGNATURE(S): | SAMPLE TIME: 1150 |
|---|---|---|

| PUMP OR TUBING DEPTH IN WELL (feet): 65 | TUBING MATERIAL CODE: LDPE | FIELD-FILTERED: Y (N) Filtration Equipment Type: -- | FILTER SIZE: -- µm |
|---|---|---|---|

FIELD DECONTAMINATION: PUMP (Y) N TUBING Y (N replaced) DUPLICATE: Y (N)

| SAMPLE CONTAINER SPECIFICATION | | | | SAMPLE PRESERVATION (including wet ice) | | | INTENDED ANALYSIS AND/OR METHOD | SAMPLING EQUIPMENT CODE | SAMPLE PUMP FLOW RATE (gal per minute) |
|---|---|---|---|---|---|---|---|---|---|
| SAMPLE ID CODE | # CONTAINERS | MATERIAL CODE | VOLUME | PRESERVATIVE USED | TOTAL VOL ADDED IN FIELD (mL) | FINAL pH | | | |
| MW-71 | 4 | AG | 40 mL | HCl | 40 mL x 4 | 6.44 | 6200 | ESP | 0.1 |
| MW-71 | 3 | AG | 40 mL | HCl | 40 mL x 3 | 6.44 | VPH | ESP | 0.1 |
| MW-71 | 1 | PP | 250 mL | $HNO_3$ | 250 mL | 6.44 | Lead by 6010 | ESP | 0.1 |

REMARKS: good recharge, high turbidity, 3 well volumes purged

**MATERIAL CODES**: **AG** = Amber Glass; **CG** = Clear Glass; **HDPE** = High Density Polyethylene; **LDPE** = Low Density Polyethylene; **PP** = Polypropylene; **S** = Silicone; **T** = Teflon; **O** = Other (Specify)

**SAMPLING EQUIPMENT CODES:** **APP** = After (Through) Peristaltic Pump; **B** = Bailer; **BP** = Bladder Pump; **ESP** = Electric Submersible Pump; **RFPP** = Reverse Flow Peristaltic Pump; **SM** = Straw Method (Tubing Gravity Drain); **O** = Other (Specify)

# GROUNDWATER SAMPLING LOG

| SITE NAME: 2020-L1-2448 Incident | SITE LOCATION: Huntersville, NC | PROJECT NUMBER: 60639876 | WELL NAME: MW-73 | DATE: 01/10/22 |
|---|---|---|---|---|
| WELL DIAMETER (inches): 2" | TUBING DIAMETER (inches): 3/8" | WELL SCREEN INTERVAL DEPTH: 25.03 feet to 40.03 feet | DEPTH TO WATER (feet): 36.58 | PUMP TYPE OR BAILER: ESP |

**WELL VOLUME PURGE:** **1 WELL VOLUME** = (TOTAL WELL DEPTH – STATIC DEPTH TO WATER) X WELL CAPACITY
(only fill out if applicable)
= ( 40.03 feet – 36.58 feet) X 0.16 gallons/foot = gallons

| PUMP DEPTH IN WELL (feet): 38.00 | PURGING INITIATED AT: 1235 | PURGING ENDED AT: 1330 | TOTAL VOLUME PURGED (gallons): 4.5 |
|---|---|---|---|

| TIME | VOLUME PURGED (gallons) | PURGE RATE (gpm) | DEPTH TO WATER (feet) | TEMP. (°C) | DO (mg/L) | COND. (µS/cm) | pH (standard units) | ORP (mV) | TURB. (NTU) | COLOR (describe) | ODOR (describe) |
|---|---|---|---|---|---|---|---|---|---|---|---|
| **STABILIZATION CRITERIA:** | | | <0.3 ft. drawdown | within 3% | within 10% or <0.5 mg/L | within 3% | ±0.1 unit | ±10 mV | within 10% or <5 NTU | -- | -- |
| 1235 | 0 | 0.081 | 36.82 | 15.0 | 5.11 | 142.0 | 7.00 | 137.2 | 27.31 | clear | none |
| 1240 | 0.405 | | 36.86 | 15.3 | 4.84 | 146.9 | 6.99 | 137.8 | 129.6 | | |
| 1245 | 0.81 | | 36.90 | 16.6 | 4.12 | 148.9 | 6.95 | 138.5 | 266.3 | light brown | |
| 1250 | 1.215 | | 36.94 | 17.2 | 3.69 | 172.0 | 6.90 | 138.1 | 654.8 | | |
| 1255 | 1.62 | | 37.01 | 17.0 | 4.69 | 171.3 | 6.89 | 137.3 | 542.0 | | |
| 1300 | 2.025 | | 37.06 | 16.8 | 6.52 | 170.0 | 6.89 | 136.1 | 369.3 | | |
| 1305 | 2.43 | | 37.15 | 15.2 | 5.12 | 150.3 | 6.50 | 121.3 | 468.7 | | |
| 1310 | 2.835 | | 37.20 | 14.1 | 4.17 | 144.1 | 6.40 | 106.3 | 208.6 | | |
| 1315 | 3.24 | | 37.27 | 14.2 | 4.07 | 144.3 | 6.40 | 106.6 | 202.7 | | |
| 1320 | 3.645 | | 37.30 | 14.4 | 4.20 | 144.5 | 6.40 | 106.9 | 200.1 | | |
| 1325 | 4.05 | | 37.35 | 14.4 | 4.19 | 143.8 | 6.38 | 107.2 | 202.8 | | |
| 1330 | 4.5 | | 37.35 | 14.4 | 4.01 | 146.6 | 6.38 | 111.5 | 209.8 | | |

**WELL CAPACITY** (Gallons Per Foot): **0.75"** = 0.02; **1"** = 0.04; **1.25"** = 0.06; **2"** = 0.16; **3"** = 0.37; **4"** = 0.65; **5"** = 1.02; **6"** = 1.47; **12"** = 5.88

# SAMPLING DATA

| SAMPLED BY (PRINT) / AFFILIATION: Jacob Miller/AECOM | SAMPLER(S) SIGNATURE(S): | SAMPLE TIME: 1335 |
|---|---|---|
| PUMP OR TUBING DEPTH IN WELL (feet): 38.00 | TUBING MATERIAL CODE: LDPE | FIELD-FILTERED: Y (N) Filtration Equipment Type: -- FILTER SIZE: -- µm |
| FIELD DECONTAMINATION: PUMP (Y) N TUBING Y (N) (replaced) | | DUPLICATE: Y (N) |

| SAMPLE CONTAINER SPECIFICATION | | | | SAMPLE PRESERVATION (including wet ice) | | | | | |
|---|---|---|---|---|---|---|---|---|---|
| SAMPLE ID CODE | # CONTAINERS | MATERIAL CODE | VOLUME | PRESERVATIVE USED | TOTAL VOL ADDED IN FIELD (mL) | FINAL pH | INTENDED ANALYSIS AND/OR METHOD | SAMPLING EQUIPMENT CODE | SAMPLE PUMP FLOW RATE (gal per minute) |
| MW-73 | 4 | AG | 40 mL | HCL | 40 mL x 4 | 6.38 | 6200 | ESP | 0.081 |
| | 3 | AG | 40 mL | HCL | 40 mL x 3 | | VPH | | |
| | 1 | PE | 250 mL | $HNO_3$ | 250 mL | | Lead by 6010 | | |

REMARKS: Moderate recharge

**MATERIAL CODES**: **AG** = Amber Glass; **CG** = Clear Glass; **HDPE** = High Density Polyethylene; **LDPE** = Low Density Polyethylene; **PP** = Polypropylene; **S** = Silicone; **T** = Teflon; **O** = Other (Specify)

**SAMPLING EQUIPMENT CODES:** **APP** = After (Through) Peristaltic Pump; **B** = Bailer; **BP** = Bladder Pump; **ESP** = Electric Submersible Pump; **RFPP** = Reverse Flow Peristaltic Pump; **SM** = Straw Method (Tubing Gravity Drain); **O** = Other (Specify)

# GROUNDWATER SAMPLING LOG

| SITE NAME: 2020-L1-2448 Incident | SITE LOCATION: Huntersville, NC | PROJECT NUMBER: 60639876 | WELL NAME: MW-74 | DATE: 01/03/22 |
|---|---|---|---|---|

| WELL DIAMETER (inches): 2" | TUBING DIAMETER (inches): 3/8" | WELL SCREEN INTERVAL DEPTH: 17.77 ft. to 32.77 ft. | DEPTH TO WATER (feet): 25.10 | PUMP TYPE OR BAILER: Bladder |
|---|---|---|---|---|

1 WELL VOLUME = (TD-DTW) x WELL CAPACITY

( 32.77 ft. - 25.10 ft.) x 0.16 gal./ft. = 1.23 gallons

3 WELL VOLUMES = 1 WELL VOLUME X 3

1.23 gallons x 3 = 3.69 gallons

| PUMP DEPTH IN WELL (feet): 28 | PURGING INITIATED AT: 1525 | PURGING ENDED AT: 1605 | TOTAL VOLUME PURGED (gallons): 4.0 |
|---|---|---|---|

EQUIPMENT INFORMATION WATER QUALITY METER — MAKE/MODEL: YSI Pro Plus; SERIAL #: 16F100208

EQUIPMENT INFORMATION OIL/WATER INTERFACE PROBE — MAKE/MODEL: Heron H.Oil; SERIAL #: 01-7819

| TIME | VOLUME PURGED (gallons) | PURGE RATE (gpm) | DEPTH TO WATER (feet) | TEMP. (°C) | DO (mg/L) | COND. (µS/cm) | pH (standard units) | ORP (mV) | TURB. (NTU) | COLOR (describe) | ODOR (describe) |
|---|---|---|---|---|---|---|---|---|---|---|---|
| **STABILIZATION CRITERIA:** | | | <0.3 ft. drawdown | within 3% | within 10% or <0.5 mg/L | within 3% | ±0.1 unit | ±10 mV | within 10% or <5 NTU | -- | -- |
| 1535 | 1.0 | 0.1 | 25.41 | 17.3 | 12.84 | 134.0 | 6.58 | 145.8 | >1100 | Brown | None |
| 1540 | 1.5 | | 25.48 | 17.3 | 9.27 | 137.4 | 6.55 | 149.2 | >1100 | | |
| 1545 | 2.0 | | 25.51 | 17.2 | 8.70 | 142.3 | 6.52 | 154.6 | >1100 | | |
| 1550 | 2.5 | | 25.53 | 17.2 | 8.43 | 144.9 | 6.58 | 150.6 | >1100 | | |
| 1555 | 3.0 | | 25.55 | 17.2 | 8.43 | 148.8 | 6.55 | 151.6 | >1100 | | |
| 1600 | 3.5 | | 25.55 | 17.1 | 8.47 | 148.7 | 6.52 | 151.5 | >1100 | | |
| 1605 | 4.0 | | 25.56 | 17.1 | 8.46 | 148.7 | 6.51 | 151.2 | >1100 | | |

Mike de Kozlowski 1/03/22

**WELL CAPACITY** (Gallons Per Foot): **0.75"** = 0.02; **1"** = 0.04; **1.25"** = 0.06; **2"** = 0.16; **3"** = 0.37; **4"** = 0.65; **5"** = 1.02; **6"** = 1.47; **12"** = 5.88

# SAMPLING DATA

| SAMPLED BY (PRINT) / AFFILIATION: Mike de Kozlowski / AECOM | SAMPLER(S) SIGNATURE(S): Mike de Kozlowski | SAMPLE TIME: 1605 |
|---|---|---|

| PUMP OR TUBING DEPTH IN WELL (feet): 28 | TUBING MATERIAL CODE: LDPE | FIELD-FILTERED: Y (N) Filtration Equipment Type: -- | FILTER SIZE: -- µm |
|---|---|---|---|

FIELD DECONTAMINATION: PUMP (Y) N TUBING Y (N (replaced)) DUPLICATE: Y (N)

| SAMPLE CONTAINER SPECIFICATION | | | | SAMPLE PRESERVATION (including wet ice) | | | INTENDED ANALYSIS AND/OR METHOD | SAMPLING EQUIPMENT CODE | SAMPLE PUMP FLOW RATE (gal per minute) |
|---|---|---|---|---|---|---|---|---|---|
| SAMPLE ID CODE | # CONTAINERS | MATERIAL CODE | VOLUME | PRESERVATIVE USED | TOTAL VOL ADDED IN FIELD (mL) | FINAL pH | | | |
| MW-74 | 4 | AG | 40 mL | HCl | 40 mL x 4 | 6.51 | 6200 | ESP | 0.1 |
| | 3 | AG | 40 mL | HCl | 40 mL x 3 | | VPH | | |
| | 1 | PP | 250 mL | $HNO_3$ | 250 mL | | Lead by 6010 | | |

REMARKS:

3 well volumes purged

**MATERIAL CODES**: **AG** = Amber Glass; **CG** = Clear Glass; **HDPE** = High Density Polyethylene; **LDPE** = Low Density Polyethylene; **PP** = Polypropylene; **S** = Silicone; **T** = Teflon; **O** = Other (Specify)

**SAMPLING EQUIPMENT CODES:** **APP** = After (Through) Peristaltic Pump; **B** = Bailer; **BP** = Bladder Pump; **ESP** = Electric Submersible Pump; **RFPP** = Reverse Flow Peristaltic Pump; **SM** = Straw Method (Tubing Gravity Drain); **O** = Other (Specify)

# GROUNDWATER SAMPLING LOG

| SITE NAME: 2020-L1-2448 Incident | SITE LOCATION: Huntersville, NC | PROJECT NUMBER: 60639876 | WELL NAME: MW-75 | DATE: 1/3/22 |
|---|---|---|---|---|

| WELL DIAMETER (inches): 2 | TUBING DIAMETER (inches): 3/8 | WELL SCREEN INTERVAL DEPTH: 30.95 ft. to 45.95 ft. | DEPTH TO WATER (feet): 42.03 | PUMP TYPE OR BAILER: Monsoon |
|---|---|---|---|---|

1 WELL VOLUME = (TD-DTW) x WELL CAPACITY

( 45.95 ft. - 42.03 ft.) x 0.16 gal./ft. = 0.62 gallons

3 WELL VOLUMES = 1 WELL VOLUME X 3

0.62 gallons x 3 = 1.88 gallons

| PUMP DEPTH IN WELL (feet): 43.5 | PURGING INITIATED AT: 1427 | PURGING ENDED AT: 1500 | TOTAL VOLUME PURGED (gallons): 2.5 |
|---|---|---|---|

EQUIPMENT INFORMATION WATER QUALITY METER — MAKE/MODEL: YSI Pro + — SERIAL #: 16F100209

EQUIPMENT INFORMATION OIL/WATER INTERFACE PROBE — MAKE/MODEL: Heron — SERIAL #: 01.7821

| TIME | VOLUME PURGED (gallons) | PURGE RATE (gpm) | DEPTH TO WATER (feet) | TEMP. (°C) | DO (mg/L) | COND. (µS/cm) | pH (standard units) | ORP (mV) | TURB. (NTU) | COLOR (describe) | ODOR (describe) |
|---|---|---|---|---|---|---|---|---|---|---|---|
| **STABILIZATION CRITERIA:** | | | <0.3 ft. drawdown | within 3% | within 10% or <0.5 mg/L | within 3% | ±0.1 unit | ±10 mV | within 10% or <5 NTU | -- | -- |
| 1428 | 0 | 0.1 | 43.89 | 16.8 | 3.86 | 141.1 | 6.34 | 26.8 | 1098 | Cloudy | None |
| 1433 | 0.5 | 0.1 | 43.87 | 16.9 | 3.81 | 141.9 | 6.28 | 25.6 | >1100 | Cloudy | None |
| 1438 | 1.0 | 0.1 | 43.87 | 18.1 | 3.53 | 146.9 | 6.31 | 25.8 | >1100 | Cloudy | None |
| 1443 | 1.5 | 0.1 | 43.87 | 17.8 | 3.69 | 147.0 | 6.31 | 26.9 | >1100 | Cloudy | None |
| 1448 | 2 | 0.1 | 43.87 | 17.2 | 3.82 | 147.1 | 6.31 | 28.0 | >1100 | Cloudy | None |

**WELL CAPACITY** (Gallons Per Foot): **0.75"** = 0.02; **1"** = 0.04; **1.25"** = 0.06; **2"** = 0.16; **3"** = 0.37; **4"** = 0.65; **5"** = 1.02; **6"** = 1.47; **12"** = 5.88

# SAMPLING DATA

| SAMPLED BY (PRINT) / AFFILIATION: Erik Rygol / AECOM | SAMPLER(S) SIGNATURE(S): | SAMPLE TIME: 1455 |
|---|---|---|
| PUMP OR TUBING DEPTH IN WELL (feet): 43.5 | TUBING MATERIAL CODE: LDPE | FIELD-FILTERED: Y (N) Filtration Equipment Type: -- FILTER SIZE: -- µm |
| FIELD DECONTAMINATION: PUMP (Y) N | TUBING Y (N replaced) | DUPLICATE: Y (N) |

| SAMPLE CONTAINER SPECIFICATION | | | | SAMPLE PRESERVATION (including wet ice) | | | INTENDED ANALYSIS AND/OR METHOD | SAMPLING EQUIPMENT CODE | SAMPLE PUMP FLOW RATE (gal per minute) |
|---|---|---|---|---|---|---|---|---|---|
| SAMPLE ID CODE | # CONTAINERS | MATERIAL CODE | VOLUME | PRESERVATIVE USED | TOTAL VOL ADDED IN FIELD (mL) | FINAL pH | | | |
| MW-75 | 4 | AG | 40 mL | HCl | 40 mL x 4 | 6.31 | 6200 | ESP | 0.1 |
| MW-75 | 3 | AG | 40 mL | HCl | 40 mL x 3 | 6.31 | VPH | ESP | 0.1 |
| MW-75 | 1 | PP | 250 mL | $HNO_3$ | 250 mL | 6.31 | Lead by 6010 | ESP | 0.1 |

REMARKS: High Turbidity, 3 well volumes purged.

**MATERIAL CODES**: **AG** = Amber Glass; **CG** = Clear Glass; **HDPE** = High Density Polyethylene; **LDPE** = Low Density Polyethylene; **PP** = Polypropylene; **S** = Silicone; **T** = Teflon; **O** = Other (Specify)

**SAMPLING EQUIPMENT CODES:** **APP** = After (Through) Peristaltic Pump; **B** = Bailer; **BP** = Bladder Pump; **ESP** = Electric Submersible Pump; **RFPP** = Reverse Flow Peristaltic Pump; **SM** = Straw Method (Tubing Gravity Drain); **O** = Other (Specify)

# GROUNDWATER SAMPLING LOG

| SITE NAME: 2020-L1-2448 Incident | SITE LOCATION: Huntersville, NC | PROJECT NUMBER: 60639876 | WELL NAME: MW-76 | DATE: 1/4/22 |
|---|---|---|---|---|

| WELL DIAMETER (inches): 2 | TUBING DIAMETER (inches): 3/8" | WELL SCREEN INTERVAL DEPTH: 29 ft. to 49 ft. | DEPTH TO WATER (feet): 34.15 | PUMP TYPE OR BAILER: Monsoon |
|---|---|---|---|---|

| 1 WELL VOLUME = (TD-DTW) x WELL CAPACITY | 3 WELL VOLUMES = 1 WELL VOLUME X 3 |
|---|---|
| (_____ ft. - _____ ft.) x _____ gal./ft. = _____ gallons | _____ gallons x 3 = _____ gallons |

| PUMP DEPTH IN WELL (feet): 40 | PURGING INITIATED AT: 1430 | PURGING ENDED AT: | TOTAL VOLUME PURGED (gallons): |
|---|---|---|---|

| EQUIPMENT INFORMATION WATER QUALITY METER | MAKE/MODEL: YSI Pro Quatro | SERIAL #: 21J102397 |
|---|---|---|
| EQUIPMENT INFORMATION OIL/WATER INTERFACE PROBE | MAKE/MODEL: Heron H.OIL | SERIAL #: 01-6624 |

| TIME | VOLUME PURGED (gallons) | PURGE RATE (gpm) | DEPTH TO WATER (feet) | TEMP. (°C) | DO (mg/L) | COND. (µS/cm) | pH (standard units) | ORP (mV) | TURB. (NTU) | COLOR (describe) | ODOR (describe) |
|---|---|---|---|---|---|---|---|---|---|---|---|
| **STABILIZATION CRITERIA:** | | | <0.3 ft. drawdown | within 3% | within 10% or <0.5 mg/L | within 3% | ±0.1 unit | ±10 mV | within 10% or <5 NTU | -- | -- |
| 1430 | | | 34.39 | 15.6 | 8.78 | 102.3 | 6.57 | 211.0 | >1000 | cloudy lt br | None |
| 1435 | | | 34.39 | 15.7 | 8.73 | 102.2 | 6.53 | 218.7 | 823.2 | | |
| 1440 | | | 34.39 | 16.0 | 8.57 | 102.2 | 6.52 | 223.0 | 545.7 | | |
| 1445 | | | 34.38 | 15.9 | 8.60 | 101.8 | 6.52 | 227.1 | 548.8 | | |
| 1450 | | | 34.36 | 16.1 | 8.41 | 102.2 | 6.51 | 229.4 | 553.9 | | |
| 1455 | | | 34.34 | 16.4 | 8.08 | 102.4 | 6.48 | 219.2 | 348.9 | | |
| 1500 | | | 34.34 | 16.0 | 7.62 | 101.9 | 6.49 | 213.7 | 344.8 | | |
| 1505 | | | 34.33 | 16.1 | 7.18 | 101.5 | 6.49 | 206.7 | 286.0 | | |
| 1510 | | | 34.28 | 16.0 | 6.33 | 100.8 | 6.49 | 229.1 | 273.1 | | |
| 1515 | | | 34.29 | 16.1 | 6.78 | 103.0 | 6.49 | 229.7 | 281.7 | | |
| 1520 | | | 34.28 | 16.0 | 6.81 | 102.1 | 6.49 | 228.3 | 284.4 | | |
| | | | | | | | | | | | |
| | | | | | | | | | | | |
| | | | | | | | | | | | |
| | | | | | | | | | | | |
| | | | | | | | | | | | |
| | | | | | | | | | | | |
| | | | | | | | | | | | |
| | | | | | | | | | | | |
| | | | | | | | | | | | |
| | | | | | | | | | | | |
| | | | | | | | | | | | |
| | | | | | | | | | | | |
| | | | | | | | | | | | |
| | | | | | | | | | | | |

**WELL CAPACITY** (Gallons Per Foot): **0.75"** = 0.02; **1"** = 0.04; **1.25"** = 0.06; **2"** = 0.16; **3"** = 0.37; **4"** = 0.65; **5"** = 1.02; **6"** = 1.47; **12"** = 5.88

## SAMPLING DATA

| SAMPLED BY (PRINT) / AFFILIATION: Jim Dimitroff / AECOM | SAMPLER(S) SIGNATURE(S): | SAMPLE TIME: 1525 |
|---|---|---|
| PUMP OR TUBING DEPTH IN WELL (feet): | TUBING MATERIAL CODE: LDPE | FIELD-FILTERED: Y (N) Filtration Equipment Type: -- FILTER SIZE: -- µm |

FIELD DECONTAMINATION: PUMP (Y) N TUBING Y (N) (replaced) DUPLICATE: Y (N)

| SAMPLE CONTAINER SPECIFICATION | | | | SAMPLE PRESERVATION (including wet ice) | | | INTENDED ANALYSIS AND/OR METHOD | SAMPLING EQUIPMENT CODE | SAMPLE PUMP FLOW RATE (gal per minute) |
|---|---|---|---|---|---|---|---|---|---|
| SAMPLE ID CODE | # CONTAINERS | MATERIAL CODE | VOLUME | PRESERVATIVE USED | TOTAL VOL ADDED IN FIELD (mL) | FINAL pH | | | |
| MW-76 | 4 | AG | 40 mL | HCl | 40 mL x 4 | 6.49 | 6200 | ESP | 0.1 |
| " | 3 | AG | 40 mL | HCl | 40 mL x 3 | 6.49 | VPH | ESP | " |
| " | 1 | PP | 250 mL | $HNO_3$ | 250 mL | 6.49 | Lead by 6010 | ESP | " |

REMARKS: Quick Recharge

**MATERIAL CODES**: **AG** = Amber Glass; **CG** = Clear Glass; **HDPE** = High Density Polyethylene; **LDPE** = Low Density Polyethylene; **PP** = Polypropylene; **S** = Silicone; **T** = Teflon; **O** = Other (Specify)

**SAMPLING EQUIPMENT CODES:** **APP** = After (Through) Peristaltic Pump; **B** = Bailer; **BP** = Bladder Pump; **ESP** = Electric Submersible Pump; **RFPP** = Reverse Flow Peristaltic Pump; **SM** = Straw Method (Tubing Gravity Drain); **O** = Other (Specify)

# GROUNDWATER SAMPLING LOG

| SITE NAME: 2020-L1-2448 Incident | SITE LOCATION: Huntersville, NC | PROJECT NUMBER: 60639876 | WELL NAME: MW-77 | DATE: 01/03/22 |
|---|---|---|---|---|

| WELL DIAMETER (inches): 2 | TUBING DIAMETER (inches): 3/8 | WELL SCREEN INTERVAL DEPTH: 18.65 ft. to 48.65 ft. | DEPTH TO WATER (feet): 30.73 | PUMP TYPE OR BAILER: Monsoon XL |
|---|---|---|---|---|

1 WELL VOLUME = (TD-DTW) x WELL CAPACITY

(48.65 ft. - 30.73 ft.) x 0.16 gal./ft. = 2.87 gallons

3 WELL VOLUMES = 1 WELL VOLUME X 3

2.87 gallons x 3 = 8.60 gallons

| PUMP DEPTH IN WELL (feet): 35.73 | PURGING INITIATED AT: 1600 | PURGING ENDED AT: 1630 | TOTAL VOLUME PURGED (gallons): 3.0 |
|---|---|---|---|

EQUIPMENT INFORMATION WATER QUALITY METER — MAKE/MODEL: YSI PRO+ / Quatro — SERIAL #: 15B1022264

EQUIPMENT INFORMATION OIL/WATER INTERFACE PROBE — MAKE/MODEL: Heron Instruments H.oil — SERIAL #: 01-5285

| TIME | VOLUME PURGED (gallons) | PURGE RATE (gpm) | DEPTH TO WATER (feet) | TEMP. (°C) | DO (mg/L) | COND. (µS/cm) | pH (standard units) | ORP (mV) | TURB. (NTU) | COLOR (describe) | ODOR (describe) |
|---|---|---|---|---|---|---|---|---|---|---|---|
| **STABILIZATION CRITERIA:** | | | <0.3 ft. drawdown | within 3% | within 10% or <0.5 mg/L | within 3% | ±0.1 unit | ±10 mV | within 10% or <5 NTU | -- | -- |
| 1610 | 1.0 | 0.1 | 31.13 | 17.3 | 6.45 | 124.9 | 5.96 | 160.7 | >1100 | Brown | NONE |
| 1615 | 0.5 | ↓ | 31.14 | 17.0 | 6.36 | 124.4 | 5.95 | 162.8 | 371.6 | ↓ | ↓ |
| 1620 | 0.5 | | 31.15 | 17.6 | 6.50 | 127.4 | 5.90 | 164.4 | 83.73 | Clear | |
| 1625 | 0.5 | | 31.15 | 17.4 | 6.49 | 129.5 | 5.92 | 163.6 | 18.68 | ↓ | |
| 1630 | 0.5 | ↓ | 31.12 | 17.2 | 6.53 | 129.8 | 5.92 | 163.5 | 2.98 | ↓ | ↓ |

**WELL CAPACITY** (Gallons Per Foot): **0.75"** = 0.02; **1"** = 0.04; **1.25"** = 0.06; **2"** = 0.16; **3"** = 0.37; **4"** = 0.65; **5"** = 1.02; **6"** = 1.47; **12"** = 5.88

# SAMPLING DATA

| SAMPLED BY (PRINT) / AFFILIATION: Emilia Torrellas / AECOM | SAMPLER(S) SIGNATURE(S): Emilia A. Torrellas | SAMPLE TIME: 1630 |
|---|---|---|

| PUMP OR TUBING DEPTH IN WELL (feet): 35.73 | TUBING MATERIAL CODE: LDPE | FIELD-FILTERED: Y (N) Filtration Equipment Type: -- | FILTER SIZE: -- µm |
|---|---|---|---|

FIELD DECONTAMINATION: PUMP (Y) N TUBING (Y) N (replaced) DUPLICATE: Y (N)

| SAMPLE CONTAINER SPECIFICATION | | | | SAMPLE PRESERVATION (including wet ice) | | | INTENDED ANALYSIS AND/OR METHOD | SAMPLING EQUIPMENT CODE | SAMPLE PUMP FLOW RATE (gal per minute) |
|---|---|---|---|---|---|---|---|---|---|
| SAMPLE ID CODE | # CONTAINERS | MATERIAL CODE | VOLUME | PRESERVATIVE USED | TOTAL VOL ADDED IN FIELD (mL) | FINAL pH | | | |
| MW-77 | 4 | AG | 40 mL | HCl | 40 mL x 4 | 5.92 | 6200 | ESP | 0.1 |
| ↓ | 3 | AG | 40 mL | HCl | 40 mL x 3 | ↓ | VPH | ↓ | ↓ |
| ↓ | 1 | PP | 250 mL | $HNO_3$ | 250 mL | ↓ | Lead by 6010 | ↓ | ↓ |

REMARKS: Slow recharge

**MATERIAL CODES**: **AG** = Amber Glass; **CG** = Clear Glass; **HDPE** = High Density Polyethylene; **LDPE** = Low Density Polyethylene; **PP** = Polypropylene; **S** = Silicone; **T** = Teflon; **O** = Other (Specify)

**SAMPLING EQUIPMENT CODES**: **APP** = After (Through) Peristaltic Pump; **B** = Bailer; **BP** = Bladder Pump; **ESP** = Electric Submersible Pump; **RFPP** = Reverse Flow Peristaltic Pump; **SM** = Straw Method (Tubing Gravity Drain); **O** = Other (Specify)

# GROUNDWATER SAMPLING LOG

| SITE NAME: 2020-L1-2448 Incident | SITE LOCATION: Huntersville, NC | PROJECT NUMBER: 60639876 | WELL NAME: MW-78 | DATE: 01/10/22 |
|---|---|---|---|---|
| WELL DIAMETER (inches): 2" | TUBING DIAMETER (inches): 3/8" | WELL SCREEN INTERVAL DEPTH: 28.51 feet to 53.51 feet | DEPTH TO WATER (feet): 35.55 | PUMP TYPE OR BAILER: ESP |

**WELL VOLUME PURGE: 1 WELL VOLUME** = (TOTAL WELL DEPTH – STATIC DEPTH TO WATER) X WELL CAPACITY
(only fill out if applicable)

= ( 53.51 feet – 35.55 feet) X 0.16 gallons/foot = 2.87 gallons

| PUMP DEPTH IN WELL (feet): 40.55 | PURGING INITIATED AT: 1045 | PURGING ENDED AT: 1120 | TOTAL VOLUME PURGED (gallons): 4.5 |
|---|---|---|---|

| TIME | VOLUME PURGED (gallons) | PURGE RATE (gpm) | DEPTH TO WATER (feet) | TEMP. (°C) | DO (mg/L) | COND. (µS/cm) | pH (standard units) | ORP (mV) | TURB. (NTU) | COLOR (describe) | ODOR (describe) |
|---|---|---|---|---|---|---|---|---|---|---|---|
| **STABILIZATION CRITERIA:** | | | <0.3 ft. drawdown | within 3% | within 10% or <0.5 mg/L | within 3% | ±0.1 unit | ±10 mV | within 10% or <5 NTU | -- | -- |
| 1045 | 0 | 0.13 | 35.87 | 15.7 | 11.74 | 76.0 | 6.51 | 141.5 | 168.4 | clear | none |
| 1050 | 0.65 | | 35.92 | 17.1 | 7.71 | 81.5 | 6.37 | 137.2 | 846.5 | light brown | |
| 1055 | 1.3 | | 36.09 | 17.1 | 6.81 | 85.2 | 6.38 | 134.6 | 527.9 | | |
| 1100 | 1.95 | | 36.22 | 17.0 | 6.29 | 88.6 | 6.39 | 132.3 | 338.1 | | |
| 1105 | 2.6 | | 36.37 | 17.4 | 6.17 | 93.6 | 6.42 | 135.5 | 197.9 | clear | |
| 1110 | 3.25 | | 36.46 | 17.5 | 6.11 | 90.3 | 6.39 | 136.0 | 92.06 | | |
| 1115 | 3.9 | | 36.50 | 17.0 | 5.96 | 89.2 | 6.41 | 133.5 | 73.94 | | |
| 1120 | 4.5 | | 36.55 | 17.0 | 6.04 | 92.6 | 6.42 | 134.6 | 85.09 | | |

**WELL CAPACITY** (Gallons Per Foot): **0.75"** = 0.02; **1"** = 0.04; **1.25"** = 0.06; **2"** = 0.16; **3"** = 0.37; **4"** = 0.65; **5"** = 1.02; **6"** = 1.47; **12"** = 5.88

# SAMPLING DATA

| SAMPLED BY (PRINT) / AFFILIATION: Jacob Miller/AECOM | SAMPLER(S) SIGNATURE(S): | SAMPLE TIME: 1125 |
|---|---|---|
| PUMP OR TUBING DEPTH IN WELL (feet): 40.55 | TUBING MATERIAL CODE: LDPE | FIELD-FILTERED: Y (N) Filtration Equipment Type: -- FILTER SIZE: -- µm |
| FIELD DECONTAMINATION: PUMP (Y) N TUBING Y (N) (replaced) | | DUPLICATE: (Y) N |

| SAMPLE CONTAINER SPECIFICATION | | | | SAMPLE PRESERVATION (including wet ice) | | | | | |
|---|---|---|---|---|---|---|---|---|---|
| SAMPLE ID CODE | # CONTAINERS | MATERIAL CODE | VOLUME | PRESERVATIVE USED | TOTAL VOL ADDED IN FIELD (mL) | FINAL pH | INTENDED ANALYSIS AND/OR METHOD | SAMPLING EQUIPMENT CODE | SAMPLE PUMP FLOW RATE (gal per minute) |
| MW-78 | 4 | AG | 40 mL | HCL | 40 mL x 4 | 6.42 | 6200 | ESP | 0.13 |
| | 3 | AG | 40 mL | HCL | 40 mL x 3 | | VPH | | |
| | 1 | PE | 250 mL | $HNO_3$ | 250 mL | | Lead by 6010 | | |

REMARKS: moderate recharge DUP-1-20220110 taken

**MATERIAL CODES**: **AG** = Amber Glass; **CG** = Clear Glass; **HDPE** = High Density Polyethylene; **LDPE** = Low Density Polyethylene; **PP** = Polypropylene; **S** = Silicone; **T** = Teflon; **O** = Other (Specify)

**SAMPLING EQUIPMENT CODES:** **APP** = After (Through) Peristaltic Pump; **B** = Bailer; **BP** = Bladder Pump; **ESP** = Electric Submersible Pump; **RFPP** = Reverse Flow Peristaltic Pump; **SM** = Straw Method (Tubing Gravity Drain); **O** = Other (Specify)

# GROUNDWATER SAMPLING LOG

| SITE NAME: 2020-L1-2448 Incident | SITE LOCATION: Huntersville, NC | PROJECT NUMBER: 60639876 | WELL NAME: MW-79 | DATE: 01/03/22 |
|---|---|---|---|---|

| WELL DIAMETER (inches): 2 | TUBING DIAMETER (inches): 3/8 | WELL SCREEN INTERVAL DEPTH: 29.96 ft. to 40.96 ft. | DEPTH TO WATER (feet): 29.40 | PUMP TYPE OR BAILER: Monsoon XL |
|---|---|---|---|---|

1 WELL VOLUME = (TD-DTW) x WELL CAPACITY
( 40.96 ft. - 29.40 ft.) x 0.16 gal./ft. = 1.83 gallons

3 WELL VOLUMES = 1 WELL VOLUME X 3
1.83 gallons x 3 = 5.50 gallons

| PUMP DEPTH IN WELL (feet): 34.40 | PURGING INITIATED AT: 1400 | PURGING ENDED AT: 1505 | TOTAL VOLUME PURGED (gallons): 6.50 |
|---|---|---|---|

EQUIPMENT INFORMATION WATER QUALITY METER — MAKE/MODEL: YSI PRO+ / Quatro — SERIAL #: 15B1022264

EQUIPMENT INFORMATION OIL/WATER INTERFACE PROBE — MAKE/MODEL: Heron Instruments H.OIL — SERIAL #: 01-5285

| TIME | VOLUME PURGED (gallons) | PURGE RATE (gpm) | DEPTH TO WATER (feet) | TEMP. (°C) | DO (mg/L) | COND. (µS/cm) | pH (standard units) | ORP (mV) | TURB. (NTU) | COLOR (describe) | ODOR (describe) |
|---|---|---|---|---|---|---|---|---|---|---|---|
| **STABILIZATION CRITERIA:** | | | <0.3 ft. drawdown | within 3% | within 10% or <0.5 mg/L | within 3% | ±0.1 unit | ±10 mV | within 10% or <5 NTU | -- | -- |
| 1410 | 1.0 | 0.1 | 29.65 | 17.1 | 6.65 | 147.7 | 6.09 | 157 | 541.8 | cloudy | NONE |
| 1415 | 0.5 | | 29.70 | 17.2 | 6.65 | 150.1 | 6.06 | 158.1 | 760.1 | | |
| 1420 | | | 29.59 | 16.8 | 6.62 | 149.0 | 6.05 | 159.5 | 222.8 | | |
| 1425 | | | 29.59 | 17.1 | 6.45 | 150.0 | 6.03 | 160.7 | 258.5 | | |
| 1430 | | | 29.55 | 17.1 | 6.46 | 151.9 | 6.02 | 160.4 | 154.2 | | |
| 1435 | | | 29.55 | 17.3 | 6.41 | 153.9 | 6.02 | 159.3 | 124.0 | | |
| 1440 | | | 29.55 | 17.5 | 6.43 | 154.4 | 6.01 | 157.8 | 104.4 | | |
| 1445 | | | 29.57 | 17.8 | 7.05 | 156.5 | 6.01 | 155.6 | 75.31 | clear | |
| 1450 | | | 29.57 | 17.4 | 7.05 | 155.0 | 6.01 | 155.0 | 60.10 | | |
| 1455 | | | 29.56 | 17.3 | 7.01 | 153.6 | 6.00 | 156.3 | 33.25 | | |
| 1500 | | | 29.55 | 17.4 | 6.89 | 154.4 | 5.97 | 158.5 | 23.30 | | |
| 1505 | | | 29.55 | 17.5 | 6.85 | 155.5 | 5.99 | 159.8 | 5.60 | | |

**WELL CAPACITY** (Gallons Per Foot): **0.75"** = 0.02; **1"** = 0.04; **1.25"** = 0.06; **2"** = 0.16; **3"** = 0.37; **4"** = 0.65; **5"** = 1.02; **6"** = 1.47; **12"** = 5.88

## SAMPLING DATA

| SAMPLED BY (PRINT) / AFFILIATION: Emilia Torrellas / AECOM | SAMPLER(S) SIGNATURE(S): Emilia A. Torrellas | SAMPLE TIME: 1505 |
|---|---|---|

| PUMP OR TUBING DEPTH IN WELL (feet): 34.40 | TUBING MATERIAL CODE: LDPE | FIELD-FILTERED: Y (N) Filtration Equipment Type: -- | FILTER SIZE: -- µm |
|---|---|---|---|

FIELD DECONTAMINATION: PUMP (Y) N TUBING (Y) N (replaced) DUPLICATE: Y (N)

| SAMPLE CONTAINER SPECIFICATION | | | | SAMPLE PRESERVATION (including wet ice) | | | INTENDED ANALYSIS AND/OR METHOD | SAMPLING EQUIPMENT CODE | SAMPLE PUMP FLOW RATE (gal per minute) |
|---|---|---|---|---|---|---|---|---|---|
| SAMPLE ID CODE | # CONTAINERS | MATERIAL CODE | VOLUME | PRESERVATIVE USED | TOTAL VOL ADDED IN FIELD (mL) | FINAL pH | | | |
| MW-79 | 4 | AG | 40 mL | HCl | 40 mL x 4 | 5.99 | 6200 | ESP | 0.1 |
| ↓ | 3 | AG | 40 mL | HCl | 40 mL x 3 | ↓ | VPH | ↓ | ↓ |
| ↓ | 1 | PP | 250 mL | $HNO_3$ | 250 mL | ↓ | Lead by 6010 | ↓ | ↓ |

REMARKS:
Quick recharge

**MATERIAL CODES**: **AG** = Amber Glass; **CG** = Clear Glass; **HDPE** = High Density Polyethylene; **LDPE** = Low Density Polyethylene; **PP** = Polypropylene; **S** = Silicone; **T** = Teflon; **O** = Other (Specify)

**SAMPLING EQUIPMENT CODES**: **APP** = After (Through) Peristaltic Pump; **B** = Bailer; **BP** = Bladder Pump; **ESP** = Electric Submersible Pump; **RFPP** = Reverse Flow Peristaltic Pump; **SM** = Straw Method (Tubing Gravity Drain); **O** = Other (Specify)

# GROUNDWATER SAMPLING LOG

| SITE NAME: 2020-L1-2448 Incident | SITE LOCATION: Huntersville, NC | PROJECT NUMBER: 60639876 | WELL NAME: MW-79D | DATE: 01/04/22 |
|---|---|---|---|---|

| WELL DIAMETER (inches): 2" | TUBING DIAMETER (inches): 3/8" | WELL SCREEN INTERVAL DEPTH: 146.60 ft. to 156.60 ft. | DEPTH TO WATER (feet): 44.71 | PUMP TYPE OR BAILER: Bladder |
|---|---|---|---|---|

1 WELL VOLUME = (TD-DTW) x WELL CAPACITY

( 156.60 ft. - 44.71 ft.) x 0.16 gal./ft. = 17.90 gallons

3 WELL VOLUMES = 1 WELL VOLUME X 3

17.90 gallons x 3 = 53.70 gallons

| PUMP DEPTH IN WELL (feet): 151 | PURGING INITIATED AT: 1435 | PURGING ENDED AT: 1535 | TOTAL VOLUME PURGED (gallons): 4.5 |
|---|---|---|---|

| EQUIPMENT INFORMATION WATER QUALITY METER | MAKE/MODEL: YSI Pro Plus | SERIAL #: 16F100208 |
|---|---|---|
| EQUIPMENT INFORMATION OIL/WATER INTERFACE PROBE | MAKE/MODEL: Heron H.Oil | SERIAL #: 01-7819 |

| TIME | VOLUME PURGED (gallons) | PURGE RATE (gpm) | DEPTH TO WATER (feet) | TEMP. (°C) | DO (mg/L) | COND. (µS/cm) | pH (standard units) | ORP (mV) | TURB. (NTU) | COLOR (describe) | ODOR (describe) |
|---|---|---|---|---|---|---|---|---|---|---|---|
| **STABILIZATION CRITERIA:** | | | <0.3 ft. drawdown | within 3% | within 10% or <0.5 mg/L | within 3% | ±0.1 unit | ±10 mV | within 10% or <5 NTU | -- | -- |
| 1505 | 2.25 | 0.075 | 53.11 | 16.3 | 2.16 | 2617 | 12.39 | -126.4 | 52.45 | Clear | None |
| 1510 | 2.625 | | 53.82 | 16.1 | 1.36 | 2601 | 12.38 | -129.6 | 46.37 | | |
| 1515 | 3.0 | | 54.56 | 16.1 | 0.90 | 2589 | 12.38 | -134.8 | 38.12 | | |
| 1520 | 3.375 | | 55.00 | 16.2 | 0.69 | 2570 | 12.39 | -136.6 | 34.23 | | |
| 1525 | 3.750 | | 55.38 | 16.2 | 0.59 | 2498 | 12.37 | -144.2 | 28.71 | | |
| 1530 | 4.125 | | 55.42 | 16.2 | 0.57 | 2421 | 12.35 | -148.8 | 29.42 | | |
| 1535 | 4.5 | | 55.42 | 16.1 | 0.54 | 2876 | 12.36 | -152.3 | 28.36 | | |

Mike de Kozlowski 1/4/22

**WELL CAPACITY** (Gallons Per Foot): **0.75"** = 0.02; **1"** = 0.04; **1.25"** = 0.06; **2"** = 0.16; **3"** = 0.37; **4"** = 0.65; **5"** = 1.02; **6"** = 1.47; **12"** = 5.88

# SAMPLING DATA

| SAMPLED BY (PRINT) / AFFILIATION: Mike de Kozlowski / AECOM | SAMPLER(S) SIGNATURE(S): Mike de Kozlowski | SAMPLE TIME: 1545 |
|---|---|---|

| PUMP OR TUBING DEPTH IN WELL (feet): 151 | TUBING MATERIAL CODE: LDPE | FIELD-FILTERED: Y (N) Filtration Equipment Type: -- | FILTER SIZE: -- µm |
|---|---|---|---|

FIELD DECONTAMINATION: PUMP (Y) N TUBING Y (N (replaced)) DUPLICATE: Y (N)

| SAMPLE CONTAINER SPECIFICATION | | | | SAMPLE PRESERVATION (including wet ice) | | | INTENDED ANALYSIS AND/OR METHOD | SAMPLING EQUIPMENT CODE | SAMPLE PUMP FLOW RATE (gal per minute) |
|---|---|---|---|---|---|---|---|---|---|
| SAMPLE ID CODE | # CONTAINERS | MATERIAL CODE | VOLUME | PRESERVATIVE USED | TOTAL VOL ADDED IN FIELD (mL) | FINAL pH | | | |
| MW-79D | 4 | AG | 40 mL | HCl | 40 mL x 4 | 12.36 | 6200 | ESP | 0.075 |
| | 3 | AG | 40 mL | HCl | 40 mL x 3 | | VPH | | |
| | 1 | PP | 250 mL | $HNO_3$ | 250 mL | | Lead by 6010 | | |

REMARKS:

MNA Collected

Recharge: Moderate

**MATERIAL CODES**: **AG** = Amber Glass; **CG** = Clear Glass; **HDPE** = High Density Polyethylene; **LDPE** = Low Density Polyethylene; **PP** = Polypropylene; **S** = Silicone; **T** = Teflon; **O** = Other (Specify)

**SAMPLING EQUIPMENT CODES:** **APP** = After (Through) Peristaltic Pump; **B** = Bailer; **BP** = Bladder Pump; **ESP** = Electric Submersible Pump; **RFPP** = Reverse Flow Peristaltic Pump; **SM** = Straw Method (Tubing Gravity Drain); **O** = Other (Specify)

# GROUNDWATER SAMPLING LOG

| SITE NAME: 2020-L1-2448 Incident | SITE LOCATION: Huntersville, NC | PROJECT NUMBER: 60639876 | WELL NAME: MW-90 | DATE: 01/03/22 |
|---|---|---|---|---|
| WELL DIAMETER (inches): 2 | TUBING DIAMETER (inches): 3/8 | WELL SCREEN INTERVAL DEPTH: 20.40 ft. to 40.40 ft. | DEPTH TO WATER (feet): 30.70 | PUMP TYPE OR BAILER: Monsoon XL |

1 WELL VOLUME = (TD-DTW) x WELL CAPACITY

(40.40 ft. - 30.7 ft.) x 0.16 gal./ft. = 1.55 gallons

3 WELL VOLUMES = 1 WELL VOLUME X 3

1.55 gallons x 3 = 4.66 gallons

| PUMP DEPTH IN WELL (feet): 35.7 | PURGING INITIATED AT: 1000 | PURGING ENDED AT: 1050 | TOTAL VOLUME PURGED (gallons): 5.0 |
|---|---|---|---|

EQUIPMENT INFORMATION WATER QUALITY METER — MAKE/MODEL: YSI PRO+ / Quatro — SERIAL #: 15B1022264

EQUIPMENT INFORMATION OIL/WATER INTERFACE PROBE — MAKE/MODEL: Heron Instruments H.OIL — SERIAL #: 01-5285

| TIME | VOLUME PURGED (gallons) | PURGE RATE (gpm) | DEPTH TO WATER (feet) | TEMP. (°C) | DO (mg/L) | COND. (µS/cm) | pH (standard units) | ORP (mV) | TURB. (NTU) | COLOR (describe) | ODOR (describe) |
|---|---|---|---|---|---|---|---|---|---|---|---|
| **STABILIZATION CRITERIA:** | | | <0.3 ft. drawdown | within 3% | within 10% or <0.5 mg/L | within 3% | ±0.1 unit | ±10 mV | within 10% or <5 NTU | -- | -- |
| 1010 | 1 | 0.1 | 31.74 | 16.6 | 4.72 | 382.6 | 6.14 | 122.5 | 775.7 | Cloudy | None |
| 1015 | 0.5 | ↓ | 32.00 | 16.5 | 4.80 | 382.4 | 6.08 | 126.5 | 120.2 | ↓ | ↓ |
| 1020 | ↓ | ↓ | 32.08 | 16.9 | 4.91 | 386.0 | 6.04 | 131.4 | 42.56 | ↓ | ↓ |
| 1025 | ↓ | ↓ | 32.15 | 16.8 | 4.95 | 385.2 | 6.03 | 136.8 | 34.99 | Clear | ↓ |
| 1030 | ↓ | ↓ | 32.22 | 16.8 | 5.05 | 385.6 | 6.03 | 138.3 | 36.20 | ↓ | ↓ |
| 1035 | ↓ | ↓ | 32.29 | 16.7 | 5.38 | 384.4 | 6.01 | 140.2 | 41.56 | ↓ | ↓ |
| 1040 | ↓ | ↓ | 32.37 | 16.8 | 5.41 | 384.5 | 6.01 | 144.9 | * | ↓ | ↓ |
| 1045 | ↓ | ↓ | 32.42 | 16.9 | 5.60 | 386.1 | 6.01 | 146.1 | * | ↓ | ↓ |
| 1050 | ↓ | ↓ | 32.49 | 16.6 | 5.63 | 383.3 | 6.01 | 147.5 | * | ↓ | ↓ |

**WELL CAPACITY** (Gallons Per Foot): **0.75"** = 0.02; **1"** = 0.04; **1.25"** = 0.06; **2"** = 0.16; **3"** = 0.37; **4"** = 0.65; **5"** = 1.02; **6"** = 1.47; **12"** = 5.88

## SAMPLING DATA

| SAMPLED BY (PRINT) / AFFILIATION: Emilia Torrellas / AECOM | SAMPLER(S) SIGNATURE(S): Emilia A. Torrellas | SAMPLE TIME: 1050 |
|---|---|---|
| PUMP OR TUBING DEPTH IN WELL (feet): 35.70 | TUBING MATERIAL CODE: LDPE | FIELD-FILTERED: Y (N) Filtration Equipment Type: -- FILTER SIZE: -- µm |

FIELD DECONTAMINATION: PUMP (Y) N TUBING (Y) N (replaced) DUPLICATE: Y (N)

| SAMPLE CONTAINER SPECIFICATION | | | | SAMPLE PRESERVATION (including wet ice) | | | INTENDED ANALYSIS AND/OR METHOD | SAMPLING EQUIPMENT CODE | SAMPLE PUMP FLOW RATE (gal per minute) |
|---|---|---|---|---|---|---|---|---|---|
| SAMPLE ID CODE | # CONTAINERS | MATERIAL CODE | VOLUME | PRESERVATIVE USED | TOTAL VOL ADDED IN FIELD (mL) | FINAL pH | | | |
| MW-90 | 4 | AG | 40 mL | HCl | 40 mL x 4 | 6.01 | 6200 | ESP | 0.1 |
| ↓ | 3 | AG | 40 mL | HCl | 40 mL x 3 | ↓ | VPH | ↓ | ↓ |
| ↓ | 1 | PP | 250 mL | $HNO_3$ | 250 mL | ↓ | Lead by 6010 | ↓ | ↓ |

REMARKS: Slow recharge.
* turbidity vial cap got stuck. couldn't measure turbidity, but achieved 3 well volumes.

**MATERIAL CODES**: **AG** = Amber Glass; **CG** = Clear Glass; **HDPE** = High Density Polyethylene; **LDPE** = Low Density Polyethylene; **PP** = Polypropylene; **S** = Silicone; **T** = Teflon; **O** = Other (Specify)

**SAMPLING EQUIPMENT CODES**: **APP** = After (Through) Peristaltic Pump; **B** = Bailer; **BP** = Bladder Pump; **ESP** = Electric Submersible Pump; **RFPP** = Reverse Flow Peristaltic Pump; **SM** = Straw Method (Tubing Gravity Drain); **O** = Other (Specify)

# GROUNDWATER SAMPLING LOG

| SITE NAME: 2020-L1-2448 Incident | SITE LOCATION: Huntersville, NC | PROJECT NUMBER: 60639876 | WELL NAME: MW-81 | DATE: 01/04/2022 |
|---|---|---|---|---|

| WELL DIAMETER (inches): 2 | TUBING DIAMETER (inches): 3/8 | WELL SCREEN INTERVAL DEPTH: 16.84 ft. to 36.84 ft. | DEPTH TO WATER (feet): 32.32 | PUMP TYPE OR BAILER: Mansoon |
|---|---|---|---|---|

1 WELL VOLUME = (TD-DTW) x WELL CAPACITY

(36.84 ft. - 32.32 ft.) x 0.16 gal./ft. = 0.72 gallons

3 WELL VOLUMES = 1 WELL VOLUME X 3

0.72 gallons x 3 = 2.17 gallons

| PUMP DEPTH IN WELL (feet): 35 | PURGING INITIATED AT: 1025 | PURGING ENDED AT: 1120 | TOTAL VOLUME PURGED (gallons): 2.25 |
|---|---|---|---|

EQUIPMENT INFORMATION WATER QUALITY METER — MAKE/MODEL: YSI Pro Plus; SERIAL #: 15C104375

EQUIPMENT INFORMATION OIL/WATER INTERFACE PROBE — MAKE/MODEL: Heron H.O.7; SERIAL #: 01-7800

| TIME | VOLUME PURGED (gallons) | PURGE RATE (gpm) | DEPTH TO WATER (feet) | TEMP. (°C) | DO (mg/L) | COND. (µS/cm) | pH (standard units) | ORP (mV) | TURB. (NTU) | COLOR (describe) | ODOR (describe) |
|---|---|---|---|---|---|---|---|---|---|---|---|
| STABILIZATION CRITERIA: | | | <0.3 ft. drawdown | within 3% | within 10% or <0.5 mg/L | within 3% | ±0.1 unit | ±10 mV | within 10% or <5 NTU | -- | -- |
| 1025 | 0.00 | 0.05 | 32.58 | 13.9 | 5.46 | 209.9 | 6.19 | 231.7 | 997.8 | Brown | None |
| 1030 | 0.25 | | 32.53 | 14.1 | 5.63 | 200.2 | 6.14 | 217.1 | 924.3 | | |
| 1045 | 0.50 | | 32.54 | 14.9 | 5.82 | 196.6 | 6.09 | 202.9 | 1,000 | | |
| 1050 | 0.75 | | 32.55 | 14.8 | 5.77 | 196.6 | 6.07 | 195.4 | 573.6 | | |
| 1055 | 1.0 | | 32.53 | 15.6 | 5.74 | 202.9 | 6.05 | 176.2 | 317.0 | Cloudy Brown | |
| 1100 | 1.25 | | 32.54 | 15.1 | 5.75 | 202.0 | 6.04 | 170.3 | 257.1 | Cloudy Brown | |
| 1105 | 1.5 | | 32.54 | 14.8 | 5.67 | 203.1 | 6.06 | 167.9 | 79.91 | Clear | |
| 1110 | 1.75 | | 32.55 | 14.7 | 5.62 | 203.3 | 6.05 | 166.7 | 93.06 | | |
| 1115 | 2.0 | | 32.54 | 14.8 | 5.62 | 205.0 | 6.04 | 166.6 | 54.41 | | |
| 1120 | 2.25 | | 32.54 | 15.0 | 5.55 | 207.4 | 6.05 | 167.2 | 69.67 | | |

80% 01/04/22

**WELL CAPACITY** (Gallons Per Foot): **0.75"** = 0.02; **1"** = 0.04; **1.25"** = 0.06; **2"** = 0.16; **3"** = 0.37; **4"** = 0.65; **5"** = 1.02; **6"** = 1.47; **12"** = 5.88

## SAMPLING DATA

| SAMPLED BY (PRINT) / AFFILIATION: Andrew O'Malia / AECOM | SAMPLER(S) SIGNATURE(S): | SAMPLE TIME: 1125 |
|---|---|---|
| PUMP OR TUBING DEPTH IN WELL (feet): 35 | TUBING MATERIAL CODE: LDPE | FIELD-FILTERED: Y (N) Filtration Equipment Type: -- FILTER SIZE: -- µm |
| FIELD DECONTAMINATION: PUMP (Y) N | TUBING Y (N) (replaced) | DUPLICATE: Y (N) |

| SAMPLE CONTAINER SPECIFICATION | | | | SAMPLE PRESERVATION (including wet ice) | | | INTENDED ANALYSIS AND/OR METHOD | SAMPLING EQUIPMENT CODE | SAMPLE PUMP FLOW RATE (gal per minute) |
|---|---|---|---|---|---|---|---|---|---|
| SAMPLE ID CODE | # CONTAINERS | MATERIAL CODE | VOLUME | PRESERVATIVE USED | TOTAL VOL ADDED IN FIELD (mL) | FINAL pH | | | |
| MW-81 | 4 | AG | 40 mL | HCl | 40 mL x 4 | | 6200 | ESP | 0.05 |
| 1 | 3 | AG | 40 mL | HCl | 40 mL x 3 | 1 | VPH | 1 | 1 |
| 1 | 1 | PP | 250 mL | $HNO_3$ | 250 mL | 1 | Lead by 6010 | 1 | 1 |

REMARKS: Good recharge

**MATERIAL CODES**: **AG** = Amber Glass; **CG** = Clear Glass; **HDPE** = High Density Polyethylene; **LDPE** = Low Density Polyethylene; **PP** = Polypropylene; **S** = Silicone; **T** = Teflon; **O** = Other (Specify)

**SAMPLING EQUIPMENT CODES:** **APP** = After (Through) Peristaltic Pump; **B** = Bailer; **BP** = Bladder Pump; **ESP** = Electric Submersible Pump; **RFPP** = Reverse Flow Peristaltic Pump; **SM** = Straw Method (Tubing Gravity Drain); **O** = Other (Specify)

# GROUNDWATER SAMPLING LOG

| SITE NAME: 2020-L1-2448 Incident | SITE LOCATION: Huntersville, NC | PROJECT NUMBER: 60639876 | WELL NAME: MW-81D | DATE: 01/04/22 |
|---|---|---|---|---|

| WELL DIAMETER (inches): 2" | TUBING DIAMETER (inches): 3/8" | WELL SCREEN INTERVAL DEPTH: 98.00 ft. to 113.00 ft. | DEPTH TO WATER (feet): 48.54 | PUMP TYPE OR BAILER: Bladder |
|---|---|---|---|---|

1 WELL VOLUME = (TD-DTW) x WELL CAPACITY

( 113.00 ft. - 48.54 ft.) x 0.16 gal./ft. = 10.31 gallons

3 WELL VOLUMES = 1 WELL VOLUME X 3

10.31 gallons x 3 = 30.93 gallons

| PUMP DEPTH IN WELL (feet): 105 | PURGING INITIATED AT: 1210 | PURGING ENDED AT: 1255 | TOTAL VOLUME PURGED (gallons): 3.6 |
|---|---|---|---|

EQUIPMENT INFORMATION WATER QUALITY METER — MAKE/MODEL: YSI Pro Plus; SERIAL #: 16F100208

EQUIPMENT INFORMATION OIL/WATER INTERFACE PROBE — MAKE/MODEL: Heron H.Oil; SERIAL #: 01-7819

| TIME | VOLUME PURGED (gallons) | PURGE RATE (gpm) | DEPTH TO WATER (feet) | TEMP. (°C) | DO (mg/L) | COND. (µS/cm) | pH (standard units) | ORP (mV) | TURB. (NTU) | COLOR (describe) | ODOR (describe) |
|---|---|---|---|---|---|---|---|---|---|---|---|
| **STABILIZATION CRITERIA:** | | | <0.3 ft. drawdown | within 3% | within 10% or <0.5 mg/L | within 3% | ±0.1 unit | ±10 mV | within 10% or <5 NTU | -- | -- |
| 1220 | 0.8 | 0.08 | 49.43 | 16.6 | 1.38 | 211.1 | 8.56 | -119.1 | 28.41 | Clear | None |
| 1225 | 1.2 | | 49.91 | 16.4 | 1.11 | 208.8 | 8.53 | -113.7 | 20.62 | | |
| 1230 | 1.6 | | 50.11 | 16.6 | 0.83 | 217.4 | 8.54 | -158.9 | 12.66 | | |
| 1235 | 2.0 | | 50.36 | 16.6 | 0.77 | 209.2 | 8.36 | -142.3 | 8.98 | | |
| 1240 | 2.4 | | 50.48 | 16.6 | 0.74 | 198.8 | 8.23 | -133.5 | 7.64 | | |
| 1245 | 2.8 | | 50.57 | 16.6 | 0.68 | 196.3 | 8.22 | -135.1 | 7.24 | | |
| 1250 | 3.2 | | 50.60 | 16.5 | 0.65 | 193.8 | 8.16 | -127.1 | 7.12 | | |
| 1255 | 3.6 | | 50.62 | 16.6 | 0.63 | 193.0 | 8.17 | -128.2 | 7.35 | | |

Mike de Kozlowski 1/4/22

**WELL CAPACITY** (Gallons Per Foot): **0.75"** = 0.02; **1"** = 0.04; **1.25"** = 0.06; **2"** = 0.16; **3"** = 0.37; **4"** = 0.65; **5"** = 1.02; **6"** = 1.47; **12"** = 5.88

# SAMPLING DATA

| SAMPLED BY (PRINT) / AFFILIATION: Mike de Kozlowski / AECOM | SAMPLER(S) SIGNATURE(S): Mike de Kozlowski | SAMPLE TIME: 1305 |
|---|---|---|

| PUMP OR TUBING DEPTH IN WELL (feet): 105 | TUBING MATERIAL CODE: LDPE | FIELD-FILTERED: Y (N) Filtration Equipment Type: -- | FILTER SIZE: -- µm |
|---|---|---|---|

FIELD DECONTAMINATION: PUMP (Y) N TUBING Y (N (replaced)) DUPLICATE: Y (N)

| SAMPLE CONTAINER SPECIFICATION | | | | SAMPLE PRESERVATION (including wet ice) | | | INTENDED ANALYSIS AND/OR METHOD | SAMPLING EQUIPMENT CODE | SAMPLE PUMP FLOW RATE (gal per minute) |
|---|---|---|---|---|---|---|---|---|---|
| SAMPLE ID CODE | # CONTAINERS | MATERIAL CODE | VOLUME | PRESERVATIVE USED | TOTAL VOL ADDED IN FIELD (mL) | FINAL pH | | | |
| MW-81D | 4 | AG | 40 mL | HCl | 40 mL x 4 | 8.17 | 6200 | ESP | 0.08 |
| | 3 | AG | 40 mL | HCl | 40 mL x 3 | | VPH | | |
| | 1 | PP | 250 mL | $HNO_3$ | 250 mL | | Lead by 6010 | | |

REMARKS:

Recharge: Moderate

**MATERIAL CODES**: **AG** = Amber Glass; **CG** = Clear Glass; **HDPE** = High Density Polyethylene; **LDPE** = Low Density Polyethylene; **PP** = Polypropylene; **S** = Silicone; **T** = Teflon; **O** = Other (Specify)

**SAMPLING EQUIPMENT CODES:** **APP** = After (Through) Peristaltic Pump; **B** = Bailer; **BP** = Bladder Pump; **ESP** = Electric Submersible Pump; **RFPP** = Reverse Flow Peristaltic Pump; **SM** = Straw Method (Tubing Gravity Drain); **O** = Other (Specify)

# GROUNDWATER SAMPLING LOG

| SITE NAME: 2020-L1-2448 Incident | SITE LOCATION: Huntersville, NC | PROJECT NUMBER: 60639876 | WELL NAME: MW-82 | DATE: 01/04/2022 |
|---|---|---|---|---|

| WELL DIAMETER (inches): 2 | TUBING DIAMETER (inches): 3/8 | WELL SCREEN INTERVAL DEPTH: 13.81 ft. to 38.81 ft. | DEPTH TO WATER (feet): 35.67 | PUMP TYPE OR BAILER: Mansoon |
|---|---|---|---|---|

1 WELL VOLUME = (TD-DTW) x WELL CAPACITY

(38.81 ft. - 35.67 ft.) x 0.16 gal./ft. = 0.50 gallons

3 WELL VOLUMES = 1 WELL VOLUME X 3

0.50 gallons x 3 = 1.50 gallons

| PUMP DEPTH IN WELL (feet): 37.25 | PURGING INITIATED AT: 1510 | PURGING ENDED AT: 1530 | TOTAL VOLUME PURGED (gallons): 1.60 |
|---|---|---|---|

EQUIPMENT INFORMATION WATER QUALITY METER — MAKE/MODEL: YSI Pro Plus — SERIAL #: 15C104375

EQUIPMENT INFORMATION OIL/WATER INTERFACE PROBE — MAKE/MODEL: Heron H.01 — SERIAL #: 01-7800

| TIME | VOLUME PURGED (gallons) | PURGE RATE (gpm) | DEPTH TO WATER (feet) | TEMP. (°C) | DO (mg/L) | COND. (µS/cm) | pH (standard units) | ORP (mV) | TURB. (NTU) | COLOR (describe) | ODOR (describe) |
|---|---|---|---|---|---|---|---|---|---|---|---|
| **STABILIZATION CRITERIA:** | | | <0.3 ft. drawdown | within 3% | within 10% or <0.5 mg/L | within 3% | ±0.1 unit | ±10 mV | within 10% or <5 NTU | -- | -- |
| 1510 | 0.00 | 0.08 | 35.96 | 15.2 | 2.33 | 169.2 | 6.40 | 184.3 | 880.6 | Brown | None |
| 1515 | 0.40 | " | 36.18 | 16.7 | 5.69 | 118.2 | 6.10 | 165.3 | 666.7 | Brown | " |
| 1520 | 0.80 | " | 36.44 | 16.9 | 6.05 | 109.2 | 6.03 | 147.3 | 183.3 | Cloudy Brown | " |
| 1525 | 1.20 | " | 36.51 | 16.8 | 6.00 | 107.6 | 6.00 | 140.2 | 239.1 | " | " |
| 1530 | 1.60 | " | 36.59 | 16.6 | 5.81 | 108.1 | 6.01 | 133.1 | 326.1 | " | " |

MW-82 01/04/2022

**WELL CAPACITY** (Gallons Per Foot): **0.75"** = 0.02; **1"** = 0.04; **1.25"** = 0.06; **2"** = 0.16; **3"** = 0.37; **4"** = 0.65; **5"** = 1.02; **6"** = 1.47; **12"** = 5.88

# SAMPLING DATA

| SAMPLED BY (PRINT) / AFFILIATION: Andrew O'Malia / AECOM | SAMPLER(S) SIGNATURE(S): | SAMPLE TIME: 1535 |
|---|---|---|
| PUMP OR TUBING DEPTH IN WELL (feet): 37.25 | TUBING MATERIAL CODE: LDPE | FIELD-FILTERED: Y (N) Filtration Equipment Type: -- FILTER SIZE: -- µm |
| FIELD DECONTAMINATION: PUMP (Y) N | TUBING Y (N) (replaced) | DUPLICATE: Y (N) |

| SAMPLE CONTAINER SPECIFICATION | | | | SAMPLE PRESERVATION (including wet ice) | | | INTENDED ANALYSIS AND/OR METHOD | SAMPLING EQUIPMENT CODE | SAMPLE PUMP FLOW RATE (gal per minute) |
|---|---|---|---|---|---|---|---|---|---|
| SAMPLE ID CODE | # CONTAINERS | MATERIAL CODE | VOLUME | PRESERVATIVE USED | TOTAL VOL ADDED IN FIELD (mL) | FINAL pH | | | |
| MW-82 | 4 | AG | 40 mL | HCl | 40 mL x 4 | 6.01 | 6200 | ESP | 0.08 |
| " | 3 | AG | 40 mL | HCl | 40 mL x 3 | " | VPH | " | " |
| " | 1 | PP | 250 mL | $HNO_3$ | 250 mL | " | Lead by 6010 | " | " |

REMARKS: 3 well volumes purged. MNA & Microbial collected. Good recharge. Hard to tell @ 0.08 gpm

**MATERIAL CODES**: **AG** = Amber Glass; **CG** = Clear Glass; **HDPE** = High Density Polyethylene; **LDPE** = Low Density Polyethylene; **PP** = Polypropylene; **S** = Silicone; **T** = Teflon; **O** = Other (Specify)

**SAMPLING EQUIPMENT CODES:** **APP** = After (Through) Peristaltic Pump; **B** = Bailer; **BP** = Bladder Pump; **ESP** = Electric Submersible Pump; **RFPP** = Reverse Flow Peristaltic Pump; **SM** = Straw Method (Tubing Gravity Drain); **O** = Other (Specify)

# GROUNDWATER SAMPLING LOG

| SITE NAME: 2020-L1-2448 Incident | SITE LOCATION: Huntersville, NC | PROJECT NUMBER: 60639876 | WELL NAME: MW-83 | DATE: 1/4/22 |
|---|---|---|---|---|

| WELL DIAMETER (inches): 2 | TUBING DIAMETER (inches): 3/8 | WELL SCREEN INTERVAL DEPTH: 24.20 ft. to 44.20 ft. | DEPTH TO WATER (feet): 33.29 | PUMP TYPE OR BAILER: Monsoon |
|---|---|---|---|---|

1 WELL VOLUME = (TD-DTW) x WELL CAPACITY

( 44.20 ft. - 33.29 ft.) x 0.65 gal./ft. = 7.1 gallons

3 WELL VOLUMES = 1 WELL VOLUME X 3

7.1 gallons x 3 = 21.3 gallons

| PUMP DEPTH IN WELL (feet): 39 | PURGING INITIATED AT: 1415 | PURGING ENDED AT: 1500 | TOTAL VOLUME PURGED (gallons): L |
|---|---|---|---|

| EQUIPMENT INFORMATION WATER QUALITY METER | MAKE/MODEL: YSI Pro + | SERIAL #: 16F100209 |
|---|---|---|
| EQUIPMENT INFORMATION OIL/WATER INTERFACE PROBE | MAKE/MODEL: Heron | SERIAL #: 01.7821 |

| TIME | VOLUME PURGED (gallons) | PURGE RATE (gpm) | DEPTH TO WATER (feet) | TEMP. (°C) | DO (mg/L) | COND. (µS/cm) | pH (standard units) | ORP (mV) | TURB. (NTU) | COLOR (describe) | ODOR (describe) |
|---|---|---|---|---|---|---|---|---|---|---|---|
| **STABILIZATION CRITERIA:** | | | <0.3 ft. drawdown | within 3% | within 10% or <0.5 mg/L | within 3% | ±0.1 unit | ±10 mV | within 10% or <5 NTU | -- | -- |
| 1416 | 0 | 0.1 | 33.58 | 17.0 | 3.15 | 83.9 | 6.09 | 6.8 | 4.98 | Clear | None |
| 1421 | 0.5 | 0.1 | 33.58 | 17.0 | 3.01 | 84.4 | 6.11 | 6.2 | 4.85 | Clear | None |
| 1426 | 1.0 | 0.1 | 33.58 | 17.1 | 3.42 | 81.8 | 6.12 | 2.6 | 6.23 | Clear | None |
| 1431 | 1.5 | 0.1 | 33.58 | 18.4 | 4.30 | 80.8 | 6.06 | 7.0 | 7.65 | Clear | None |
| 1436 | 2 | 0.1 | 33.58 | 18.4 | 4.60 | 79.0 | 6.07 | 7.0 | 4.26 | Clear | None |
| 1441 | 2.5 | 0.1 | 33.58 | 18.4 | 5.04 | 76.7 | 6.07 | 9.0 | 4.63 | Clear | None |
| 1446 | 3 | 0.1 | 33.58 | 18.4 | 5.11 | 74.7 | 6.06 | 9.8 | 3.85 | Clear | None |
| 1451 | 3.5 | 0.1 | 33.58 | 18.2 | 5.39 | 74.2 | 6.06 | 10.7 | 4.78 | Clear | None |
| | | | | | | | | | | | |
| | | | | | | | | | | | |
| | | | | | | | | | | | |
| | | | | | | | | | | | |
| | | | | | | | | | | | |
| | | | | | | | | | | | |
| | | | | | | | | | | | |
| | | | | | | | | | | | |
| | | | | | | | | | | | |
| | | | | | | | | | | | |
| | | | | | | | | | | | |
| | | | | | | | | | | | |
| | | | | | | | | | | | |
| | | | | | | | | | | | |
| | | | | | | | | | | | |
| | | | | | | | | | | | |
| | | | | | | | | | | | |

**WELL CAPACITY** (Gallons Per Foot): **0.75"** = 0.02; **1"** = 0.04; **1.25"** = 0.06; **2"** = 0.16; **3"** = 0.37; **4"** = 0.65; **5"** = 1.02; **6"** = 1.47; **12"** = 5.88

# SAMPLING DATA

| SAMPLED BY (PRINT) / AFFILIATION: Erik Rygol / AECOM | SAMPLER(S) SIGNATURE(S): | SAMPLE TIME: 1455 |
|---|---|---|

| PUMP OR TUBING DEPTH IN WELL (feet): | TUBING MATERIAL CODE: LDPE | FIELD-FILTERED: Y (N) Filtration Equipment Type: -- | FILTER SIZE: -- µm |
|---|---|---|---|

FIELD DECONTAMINATION: PUMP (Y) N TUBING Y (N (replaced)) DUPLICATE: Y (N)

| SAMPLE CONTAINER SPECIFICATION | | | | SAMPLE PRESERVATION (including wet ice) | | | INTENDED ANALYSIS AND/OR METHOD | SAMPLING EQUIPMENT CODE | SAMPLE PUMP FLOW RATE (gal per minute) |
|---|---|---|---|---|---|---|---|---|---|
| SAMPLE ID CODE | # CONTAINERS | MATERIAL CODE | VOLUME | PRESERVATIVE USED | TOTAL VOL ADDED IN FIELD (mL) | FINAL pH | | | |
| MW-83 | 4 | AG | 40 mL | HCl | 40 mL x 4 | 6.06 | 6200 | ESP | 0.1 |
| MW-83 | 3 | AG | 40 mL | HCl | 40 mL x 3 | 6.06 | VPH | ESP | 0.1 |
| MW-83 | 1 | PP | 250 mL | $HNO_3$ | 250 mL | 6.06 | Lead by 6010 | ESP | 0.1 |

REMARKS: Good recharge, Parameters Stabilized

**MATERIAL CODES**: **AG** = Amber Glass; **CG** = Clear Glass; **HDPE** = High Density Polyethylene; **LDPE** = Low Density Polyethylene; **PP** = Polypropylene; **S** = Silicone; **T** = Teflon; **O** = Other (Specify)

**SAMPLING EQUIPMENT CODES:** **APP** = After (Through) Peristaltic Pump; **B** = Bailer; **BP** = Bladder Pump; **ESP** = Electric Submersible Pump; **RFPP** = Reverse Flow Peristaltic Pump; **SM** = Straw Method (Tubing Gravity Drain); **O** = Other (Specify)

# GROUNDWATER SAMPLING LOG

| SITE NAME: 2020-L1-2448 Incident | SITE LOCATION: Huntersville, NC | PROJECT NUMBER: 60639876 | WELL NAME: MW-84 | DATE: 01/04/22 |
|---|---|---|---|---|
| WELL DIAMETER (inches): 4" | TUBING DIAMETER (inches): 3/8" | WELL SCREEN INTERVAL DEPTH: 16.37 feet to 36.37 feet | DEPTH TO WATER (feet): 31.90 | PUMP TYPE OR BAILER: ESP |

**WELL VOLUME PURGE: 1 WELL VOLUME** = (TOTAL WELL DEPTH – STATIC DEPTH TO WATER) X WELL CAPACITY
(only fill out if applicable)

= ( 36.37 feet – 31.90 feet) X 0.65 gallons/foot = 2.91 gallons

| PUMP DEPTH IN WELL (feet): 35.0 | PURGING INITIATED AT: 1220 | PURGING ENDED AT: 1250 | TOTAL VOLUME PURGED (gallons): 3.0 |
|---|---|---|---|

| TIME | VOLUME PURGED (gallons) | PURGE RATE (gpm) | DEPTH TO WATER (feet) | TEMP. (°C) | DO (mg/L) | COND. (µS/cm) | pH (standard units) | ORP (mV) | TURB. (NTU) | COLOR (describe) | ODOR (describe) |
|---|---|---|---|---|---|---|---|---|---|---|---|
| **STABILIZATION CRITERIA:** | | | <0.3 ft. drawdown | within 3% | within 10% or <0.5 mg/L | within 3% | ±0.1 unit | ±10 mV | within 10% or <5 NTU | -- | -- |
| 1220 | 0 | 0.1 | 32.13 | 18.7 | 5.71 | 158.7 | 6.18 | 150.2 | 113.9 | Clear | none |
| 1225 | 0.5 | | 32.27 | 18.5 | 4.92 | 159.4 | 6.10 | 149.5 | 110.4 | | |
| 1230 | 1.0 | | 32.41 | 18.3 | 4.60 | 160.4 | 6.07 | 148.8 | 112.3 | | |
| 1235 | 1.5 | | 32.65 | 18.0 | 1.54 | 166.8 | 6.11 | 147.2 | 114.9 | | |
| 1240 | 2.0 | | 32.88 | 18.1 | 1.22 | 167.4 | 6.11 | 146.0 | 73.27 | | |
| 1245 | 2.5 | | 32.93 | 18.2 | 0.97 | 167.9 | 6.11 | 145.8 | 6.80 | | |
| 1250 | 3.0 | | 33.07 | 18.3 | 0.21 | 166.8 | 6.11 | 145.7 | 1.12 | | |

**WELL CAPACITY** (Gallons Per Foot): **0.75"** = 0.02; **1"** = 0.04; **1.25"** = 0.06; **2"** = 0.16; **3"** = 0.37; **4"** = 0.65; **5"** = 1.02; **6"** = 1.47; **12"** = 5.88

# SAMPLING DATA

| SAMPLED BY (PRINT) / AFFILIATION: Jacob Miller/AECOM | SAMPLER(S) SIGNATURE(S): | SAMPLE TIME: 1255 |
|---|---|---|
| PUMP OR TUBING DEPTH IN WELL (feet): 35.00 | TUBING MATERIAL CODE: LDPE | FIELD-FILTERED: Y (N) Filtration Equipment Type: -- FILTER SIZE: -- µm |

FIELD DECONTAMINATION: PUMP (Y) N TUBING Y (N) (replaced) DUPLICATE: (Y) N

| SAMPLE CONTAINER SPECIFICATION | | | | SAMPLE PRESERVATION (including wet ice) | | | | | |
|---|---|---|---|---|---|---|---|---|---|
| SAMPLE ID CODE | # CONTAINERS | MATERIAL CODE | VOLUME | PRESERVATIVE USED | TOTAL VOL ADDED IN FIELD (mL) | FINAL pH | INTENDED ANALYSIS AND/OR METHOD | SAMPLING EQUIPMENT CODE | SAMPLE PUMP FLOW RATE (gal per minute) |
| MW-84 | 4 | AG | 40 mL | HCL | 40 mL x 4 | 6.11 | 6200 | ESP | 0.1 |
| | 3 | AG | 40 mL | HCL | 40 mL x 3 | | VPH | | |
| | 1 | PE | 250 mL | $HNO_3$ | 250 mL | | Lead by 6010 | | |

REMARKS: fast recharge

**MATERIAL CODES**: **AG** = Amber Glass; **CG** = Clear Glass; **HDPE** = High Density Polyethylene; **LDPE** = Low Density Polyethylene; **PP** = Polypropylene; **S** = Silicone; **T** = Teflon; **O** = Other (Specify)

**SAMPLING EQUIPMENT CODES:** **APP** = After (Through) Peristaltic Pump; **B** = Bailer; **BP** = Bladder Pump; **ESP** = Electric Submersible Pump; **RFPP** = Reverse Flow Peristaltic Pump; **SM** = Straw Method (Tubing Gravity Drain); **O** = Other (Specify)

# GROUNDWATER SAMPLING LOG

| SITE NAME: 2020-L1-2448 Incident | SITE LOCATION: Huntersville, NC | PROJECT NUMBER: 60639876 | WELL NAME: MW-86 | DATE: 1/4/22 |
|---|---|---|---|---|

| WELL DIAMETER (inches): 2 | TUBING DIAMETER (inches): 3/8" | WELL SCREEN INTERVAL DEPTH: 16 ft. to 46 ft. | DEPTH TO WATER (feet): 34.34 | PUMP TYPE OR BAILER: Monsoon |
|---|---|---|---|---|

| 1 WELL VOLUME = (TD-DTW) x WELL CAPACITY | 3 WELL VOLUMES = 1 WELL VOLUME X 3 |
|---|---|
| (_____ ft. - _____ ft.) x _____ gal./ft. = _____ gallons | _____ gallons x 3 = _____ gallons |

| PUMP DEPTH IN WELL (feet): 40 | PURGING INITIATED AT: 1600 | PURGING ENDED AT: 1645 | TOTAL VOLUME PURGED (gallons): 4.5 |
|---|---|---|---|

| EQUIPMENT INFORMATION WATER QUALITY METER | MAKE/MODEL: YSI Pro Quatro | SERIAL #: 21J102397 |
|---|---|---|
| EQUIPMENT INFORMATION OIL/WATER INTERFACE PROBE | MAKE/MODEL: Heron H.OIL | SERIAL #: 01-6624 |

| TIME | VOLUME PURGED (gallons) | PURGE RATE (gpm) | DEPTH TO WATER (feet) | TEMP. (°C) | DO (mg/L) | COND. (µS/cm) | pH (standard units) | ORP (mV) | TURB. (NTU) | COLOR (describe) | ODOR (describe) |
|---|---|---|---|---|---|---|---|---|---|---|---|
| **STABILIZATION CRITERIA:** | | | <0.3 ft. drawdown | within 3% | within 10% or <0.5 mg/L | within 3% | ±0.1 unit | ±10 mV | within 10% or <5 NTU | -- | -- |
| 1600 | 0 | 0.1 | 34.66 | 16.0 | 6.77 | 132.1 | 6.68 | 228.8 | >1000 | cloudy lt tbr | None |
| 1605 | 0.5 | " | 34.68 | 15.9 | 6.46 | 130.0 | 6.65 | 228.1 | >1000 | " | " |
| 1610 | 1 | " | 34.71 | 16.5 | 6.77 | 132.8 | 6.66 | 226.9 | 979.7 | " | " |
| 1615 | 1.5 | " | 34.71 | 16.8 | 6.83 | 133.4 | 6.66 | 226.1 | 316.9 | " | " |
| 1620 | 2 | " | 34.73 | 16.5 | 6.99 | 133.5 | 6.66 | 194.1 | 113.6 | " | " |
| 1625 | 2.5 | " | 34.72 | 16.5 | 6.90 | 133.7 | 6.65 | 216.2 | 84.2 | " | " |
| 1630 | 3 | " | 34.73 | 16.4 | 6.91 | 133.4 | 6.66 | 222.4 | 54.3 | " | " |
| 1635 | 3.5 | " | 34.71 | 16.6 | 6.96 | 133.8 | 6.67 | 221.8 | 58.3 | " | " |
| 1640 | 4 | " | 34.72 | 16.5 | 6.91 | 133.7 | 6.66 | 223.7 | 56.3 | " | " |
| 1645 | 4.5 | " | 34.72 | 16.5 | 6.93 | 133.7 | 6.66 | 222.6 | 51.3 | " | " |

**WELL CAPACITY** (Gallons Per Foot): **0.75"** = 0.02; **1"** = 0.04; **1.25"** = 0.06; **2"** = 0.16; **3"** = 0.37; **4"** = 0.65; **5"** = 1.02; **6"** = 1.47; **12"** = 5.88

## SAMPLING DATA

| SAMPLED BY (PRINT) / AFFILIATION: Jim Dimitroff / AECOM | SAMPLER(S) SIGNATURE(S): | SAMPLE TIME: 1650 |
|---|---|---|
| PUMP OR TUBING DEPTH IN WELL (feet): | TUBING MATERIAL CODE: LDPE | FIELD-FILTERED: Y (N) Filtration Equipment Type: -- FILTER SIZE: -- µm |
| FIELD DECONTAMINATION: PUMP (Y) N | TUBING Y (N) (replaced) | DUPLICATE: (Y) N |

| SAMPLE CONTAINER SPECIFICATION | | | | SAMPLE PRESERVATION (including wet ice) | | | | | |
|---|---|---|---|---|---|---|---|---|---|
| SAMPLE ID CODE | # CONTAINERS | MATERIAL CODE | VOLUME | PRESERVATIVE USED | TOTAL VOL ADDED IN FIELD (mL) | FINAL pH | INTENDED ANALYSIS AND/OR METHOD | SAMPLING EQUIPMENT CODE | SAMPLE PUMP FLOW RATE (gal per minute) |
| MW-86 | 4 | AG | 40 mL | HCl | 40 mL x 4 | 6.66 | 6200 | ESP | 0.1 |
| " | 3 | AG | 40 mL | HCl | 40 mL x 3 | " | VPH | ESP | " |
| " | 1 | PP | 250 mL | $HNO_3$ | 250 mL | " | Lead by 6010 | ESP | " |

REMARKS: Quick Recharge

**MATERIAL CODES**: **AG** = Amber Glass; **CG** = Clear Glass; **HDPE** = High Density Polyethylene; **LDPE** = Low Density Polyethylene; **PP** = Polypropylene; **S** = Silicone; **T** = Teflon; **O** = Other (Specify)

**SAMPLING EQUIPMENT CODES:** **APP** = After (Through) Peristaltic Pump; **B** = Bailer; **BP** = Bladder Pump; **ESP** = Electric Submersible Pump; **RFPP** = Reverse Flow Peristaltic Pump; **SM** = Straw Method (Tubing Gravity Drain); **O** = Other (Specify)

# GROUNDWATER SAMPLING LOG

| SITE NAME: 2020-L1-2448 Incident | SITE LOCATION: Huntersville, NC | PROJECT NUMBER: 60639876 | WELL NAME: MW-87 | DATE: 01/03/22 |
|---|---|---|---|---|

| WELL DIAMETER (inches): 4 | TUBING DIAMETER (inches): 3/8 | WELL SCREEN INTERVAL DEPTH: 38.04 ft. to 58.04 ft. | DEPTH TO WATER (feet): 49.63 | PUMP TYPE OR BAILER: Monsoon XL |
|---|---|---|---|---|

1 WELL VOLUME = (TD-DTW) x WELL CAPACITY

(58.04 ft. - 49.63 ft.) x 0.65 gal./ft. = 5.47 gallons

3 WELL VOLUMES = 1 WELL VOLUME X 3

5.47 gallons x 3 = 16.40 gallons

| PUMP DEPTH IN WELL (feet): 54.63 | PURGING INITIATED AT: 1425 | PURGING ENDED AT: 1450 | TOTAL VOLUME PURGED (gallons): 2.5 |
|---|---|---|---|

EQUIPMENT INFORMATION WATER QUALITY METER — MAKE/MODEL: YSI PRO+ / Quatro — SERIAL #: 15B1022264

EQUIPMENT INFORMATION OIL/WATER INTERFACE PROBE — MAKE/MODEL: Heron Instruments H.OIL — SERIAL #: 01-5285

| TIME | VOLUME PURGED (gallons) | PURGE RATE (gpm) | DEPTH TO WATER (feet) | TEMP. (°C) | DO (mg/L) | COND. (µS/cm) | pH (standard units) | ORP (mV) | TURB. (NTU) | COLOR (describe) | ODOR (describe) |
|---|---|---|---|---|---|---|---|---|---|---|---|
| **STABILIZATION CRITERIA:** | | | <0.3 ft. drawdown | within 3% | within 10% or <0.5 mg/L | within 3% | ±0.1 unit | ±10 mV | within 10% or <5 NTU | -- | -- |
| 1435 | 1.0 | 0.1 | 51.0 | 16.8 | 7.30 | 340.7 | 6.61 | 169.1 | 100.5 | clear | NONE |
| 1440 | 0.5 | ↓ | 51.32 | 16.9 | 6.30 | 345.8 | 6.59 | 166.2 | 15.92 | ↓ | ↓ |
| 1445 | ↓ | ↓ | 51.37 | 17.0 | 6.01 | 344.0 | 6.58 | 164.5 | 13.49 | ↓ | ↓ |
| 1450 | ↓ | ↓ | 51.42 | 17.0 | 5.71 | 341.4 | 6.56 | 162.7 | 12.43 | ↓ | ↓ |

**WELL CAPACITY** (Gallons Per Foot): **0.75"** = 0.02; **1"** = 0.04; **1.25"** = 0.06; **2"** = 0.16; **3"** = 0.37; **4"** = 0.65; **5"** = 1.02; **6"** = 1.47; **12"** = 5.88

## SAMPLING DATA

| SAMPLED BY (PRINT) / AFFILIATION: Emilia Torrellas / AECOM | SAMPLER(S) SIGNATURE(S): Emilia A. Torrellas | SAMPLE TIME: 1450 |
|---|---|---|

| PUMP OR TUBING DEPTH IN WELL (feet): 54.63 | TUBING MATERIAL CODE: LDPE | FIELD-FILTERED: Y (N) Filtration Equipment Type: -- | FILTER SIZE: -- µm |
|---|---|---|---|

FIELD DECONTAMINATION: PUMP (Y) N TUBING (Y) N (replaced) DUPLICATE: Y (N)

| SAMPLE CONTAINER SPECIFICATION | | | | SAMPLE PRESERVATION (including wet ice) | | | INTENDED ANALYSIS AND/OR METHOD | SAMPLING EQUIPMENT CODE | SAMPLE PUMP FLOW RATE (gal per minute) |
|---|---|---|---|---|---|---|---|---|---|
| SAMPLE ID CODE | # CONTAINERS | MATERIAL CODE | VOLUME | PRESERVATIVE USED | TOTAL VOL ADDED IN FIELD (mL) | FINAL pH | | | |
| MW-87 | 4 | AG | 40 mL | HCl | 40 mL x 4 | 6.56 | 6200 | ESP | 0.1 |
| ↓ | 3 | AG | 40 mL | HCl | 40 mL x 3 | ↓ | VPH | ↓ | ↓ |
| ↓ | 1 | PP | 250 mL | $HNO_3$ | 250 mL | ↓ | Lead by 6010 | ↓ | ↓ |

REMARKS:

Slow recharge

**MATERIAL CODES**: **AG** = Amber Glass; **CG** = Clear Glass; **HDPE** = High Density Polyethylene; **LDPE** = Low Density Polyethylene; **PP** = Polypropylene; **S** = Silicone; **T** = Teflon; **O** = Other (Specify)

**SAMPLING EQUIPMENT CODES:** **APP** = After (Through) Peristaltic Pump; **B** = Bailer; **BP** = Bladder Pump; **ESP** = Electric Submersible Pump; **RFPP** = Reverse Flow Peristaltic Pump; **SM** = Straw Method (Tubing Gravity Drain); **O** = Other (Specify)

# GROUNDWATER SAMPLING LOG

| SITE NAME: 2020-L1-2448 Incident | SITE LOCATION: Huntersville, NC | PROJECT NUMBER: 60639876 | WELL NAME: MW-88 | DATE: 01/03/22 |
|---|---|---|---|---|

| WELL DIAMETER (inches): 2 | TUBING DIAMETER (inches): 3/8 | WELL SCREEN INTERVAL DEPTH: 46.62 ft. to 66.62 ft. | DEPTH TO WATER (feet): 47.44 | PUMP TYPE OR BAILER: Monsoon XL |
|---|---|---|---|---|

1 WELL VOLUME = (TD-DTW) x WELL CAPACITY

(66.62 ft. - 47.44 ft.) x 0.16 gal./ft. = 3.07 gallons

3 WELL VOLUMES = 1 WELL VOLUME X 3

3.07 gallons x 3 = 9.21 gallons

| PUMP DEPTH IN WELL (feet): 52.44 | PURGING INITIATED AT: 1025 | PURGING ENDED AT: 1110 | TOTAL VOLUME PURGED (gallons): 4.5 |
|---|---|---|---|

EQUIPMENT INFORMATION WATER QUALITY METER — MAKE/MODEL: YSI PRO+ / Quatro — SERIAL #: 15B1022264

EQUIPMENT INFORMATION OIL/WATER INTERFACE PROBE — MAKE/MODEL: Heron Instruments H.OIL — SERIAL #: 01-5285

| TIME | VOLUME PURGED (gallons) | PURGE RATE (gpm) | DEPTH TO WATER (feet) | TEMP. (°C) | DO (mg/L) | COND. (µS/cm) | pH (standard units) | ORP (mV) | TURB. (NTU) | COLOR (describe) | ODOR (describe) |
|---|---|---|---|---|---|---|---|---|---|---|---|
| **STABILIZATION CRITERIA:** | | | <0.3 ft. drawdown | within 3% | within 10% or <0.5 mg/L | within 3% | ±0.1 unit | ±10 mV | within 10% or <5 NTU | -- | -- |
| 1035 | 1.0 | 0.1 | 48.88 | 16.4 | 8.43 | 183.8 | 6.15 | 164.4 | 768.6 | brown | None |
| 1040 | 0.5 | ↓ | 48.94 | 16.4 | 6.57 | 184.7 | 6.15 | 166.7 | 588.1 | ↓ | ↓ |
| 1045 | ↓ | | 48.97 | 16.4 | 6.54 | 184.6 | 6.14 | 169.0 | 714.3 | | |
| 1050 | | | 49.00 | 16.5 | 6.43 | 184.7 | 6.11 | 171.2 | 859.4 | | |
| 1055 | | | 49.05 | 16.5 | 6.56 | 185.1 | 6.11 | 172.6 | 626.4 | | |
| 1100 | | | 49.05 | 16.7 | 6.44 | 186.0 | 6.09 | 175.7 | 655.0 | | |
| 1105 | | | 49.08 | 16.4 | 6.43 | 184.3 | 6.09 | 176.9 | 652.1 | | |
| 1110 | ↓ | ↓ | 49.11 | 16.4 | 6.57 | 184.5 | 6.07 | 178.5 | 648.7 | ↓ | ↓ |

**WELL CAPACITY** (Gallons Per Foot): **0.75"** = 0.02; **1"** = 0.04; **1.25"** = 0.06; **2"** = 0.16; **3"** = 0.37; **4"** = 0.65; **5"** = 1.02; **6"** = 1.47; **12"** = 5.88

# SAMPLING DATA

| SAMPLED BY (PRINT) / AFFILIATION: Emilia Torrellas / AECOM | SAMPLER(S) SIGNATURE(S): Emilia A. Torrellas | SAMPLE TIME: 1110 |
|---|---|---|

| PUMP OR TUBING DEPTH IN WELL (feet): 52.44 | TUBING MATERIAL CODE: LDPE | FIELD-FILTERED: Y (N) Filtration Equipment Type: -- | FILTER SIZE: -- µm |
|---|---|---|---|

FIELD DECONTAMINATION: PUMP (Y) N TUBING (Y) N (replaced) DUPLICATE: Y (N)

| SAMPLE CONTAINER SPECIFICATION | | | | SAMPLE PRESERVATION (including wet ice) | | | INTENDED ANALYSIS AND/OR METHOD | SAMPLING EQUIPMENT CODE | SAMPLE PUMP FLOW RATE (gal per minute) |
|---|---|---|---|---|---|---|---|---|---|
| SAMPLE ID CODE | # CONTAINERS | MATERIAL CODE | VOLUME | PRESERVATIVE USED | TOTAL VOL ADDED IN FIELD (mL) | FINAL pH | | | |
| MW-88 | 4 | AG | 40 mL | HCl | 40 mL x 4 | 6.07 | 6200 | ESP | 0.1 |
| ↓ | 3 | AG | 40 mL | HCl | 40 mL x 3 | ↓ | VPH | ↓ | ↓ |
| ↓ | 1 | PP | 250 mL | $HNO_3$ | 250 mL | ↓ | Lead by 6010 | ↓ | ↓ |

REMARKS:

Slow recharge

**MATERIAL CODES**: **AG** = Amber Glass; **CG** = Clear Glass; **HDPE** = High Density Polyethylene; **LDPE** = Low Density Polyethylene; **PP** = Polypropylene; **S** = Silicone; **T** = Teflon; **O** = Other (Specify)

**SAMPLING EQUIPMENT CODES**: **APP** = After (Through) Peristaltic Pump; **B** = Bailer; **BP** = Bladder Pump; **ESP** = Electric Submersible Pump; **RFPP** = Reverse Flow Peristaltic Pump; **SM** = Straw Method (Tubing Gravity Drain); **O** = Other (Specify)

# GROUNDWATER SAMPLING LOG

| SITE NAME: 2020-L1-2448 Incident | SITE LOCATION: Huntersville, NC | PROJECT NUMBER: 60639876 | WELL NAME: MW-89 | DATE: 01/03/22 |
|---|---|---|---|---|

| WELL DIAMETER (inches): 2 | TUBING DIAMETER (inches): 3/8 | WELL SCREEN INTERVAL DEPTH: 36.87 ft. to 56.87 ft. | DEPTH TO WATER (feet): 49.60 | PUMP TYPE OR BAILER: Monsoon XL |
|---|---|---|---|---|

1 WELL VOLUME = (TD-DTW) x WELL CAPACITY

( 56.87 ft. - 49.60 ft.) x 0.16 gal./ft. = 1.16 gallons

3 WELL VOLUMES = 1 WELL VOLUME X 3

1.16 gallons x 3 = 3.49 gallons

| PUMP DEPTH IN WELL (feet): 54.60 | PURGING INITIATED AT: 1210 | PURGING ENDED AT: 1245 | TOTAL VOLUME PURGED (gallons): 3.5 |
|---|---|---|---|

EQUIPMENT INFORMATION WATER QUALITY METER — MAKE/MODEL: YSI PRO+ / Quatro — SERIAL #: 15B1022264

EQUIPMENT INFORMATION OIL/WATER INTERFACE PROBE — MAKE/MODEL: Heron Instruments H.OIL — SERIAL #: 01-5285

| TIME | VOLUME PURGED (gallons) | PURGE RATE (gpm) | DEPTH TO WATER (feet) | TEMP. (°C) | DO (mg/L) | COND. (µS/cm) | pH (standard units) | ORP (mV) | TURB. (NTU) | COLOR (describe) | ODOR (describe) |
|---|---|---|---|---|---|---|---|---|---|---|---|
| **STABILIZATION CRITERIA:** | | | <0.3 ft. drawdown | within 3% | within 10% or <0.5 mg/L | within 3% | ±0.1 unit | ±10 mV | within 10% or <5 NTU | -- | -- |
| 1220 | 1.0 | 0.1 | 50.98 | 16.1 | 8.30 | 216.3 | 6.26 | 174.0 | 252.3 | Cloudy | NONE |
| 1225 | 0.5 | ↓ | 51.20 | 16.5 | 7.57 | 200.6 | 6.16 | 174.0 | 448.9 | ↓ | ↓ |
| 1230 | ↓ | | 51.22 | 16.6 | 7.50 | 191.6 | 6.10 | 176.2 | 739.3 | | |
| 1235 | | | 51.40 | 16.6 | 7.46 | 189.0 | 6.08 | 178.6 | >1100 | | |
| 1240 | | | 51.33 | 16.8 | 7.39 | 189.9 | 6.09 | 179.3 | 999.9 | | |
| 1245 | ↓ | ↓ | 51.17 | 16.8 | 7.39 | 190.3 | 6.09 | 179.8 | 928.8 | ↓ | ↓ |

**WELL CAPACITY** (Gallons Per Foot): **0.75"** = 0.02; **1"** = 0.04; **1.25"** = 0.06; **2"** = 0.16; **3"** = 0.37; **4"** = 0.65; **5"** = 1.02; **6"** = 1.47; **12"** = 5.88

# SAMPLING DATA

| SAMPLED BY (PRINT) / AFFILIATION: Emilia Torrellas / AECOM | SAMPLER(S) SIGNATURE(S): Emilia A. Torrellas | SAMPLE TIME: 1245 |
|---|---|---|

| PUMP OR TUBING DEPTH IN WELL (feet): 54.60 | TUBING MATERIAL CODE: LDPE | FIELD-FILTERED: Y (N) Filtration Equipment Type: -- | FILTER SIZE: -- µm |
|---|---|---|---|

FIELD DECONTAMINATION: PUMP (Y) N TUBING (Y) N (replaced) DUPLICATE: Y (N)

| SAMPLE CONTAINER SPECIFICATION | | | | SAMPLE PRESERVATION (including wet ice) | | | INTENDED ANALYSIS AND/OR METHOD | SAMPLING EQUIPMENT CODE | SAMPLE PUMP FLOW RATE (gal per minute) |
|---|---|---|---|---|---|---|---|---|---|
| SAMPLE ID CODE | # CONTAINERS | MATERIAL CODE | VOLUME | PRESERVATIVE USED | TOTAL VOL ADDED IN FIELD (mL) | FINAL pH | | | |
| MW-89 | 4 | AG | 40 mL | HCl | 40 mL x 4 | 6.09 | 6200 | ESP | 0.1 |
| ↓ | 3 | AG | 40 mL | HCl | 40 mL x 3 | ↓ | VPH | ↓ | ↓ |
| ↓ | 1 | PP | 250 mL | $HNO_3$ | 250 mL | ↓ | Lead by 6010 | ↓ | ↓ |

REMARKS:

Slow recharge. 3 well volumes achieved.

**MATERIAL CODES**: **AG** = Amber Glass; **CG** = Clear Glass; **HDPE** = High Density Polyethylene; **LDPE** = Low Density Polyethylene; **PP** = Polypropylene; **S** = Silicone; **T** = Teflon; **O** = Other (Specify)

**SAMPLING EQUIPMENT CODES:** **APP** = After (Through) Peristaltic Pump; **B** = Bailer; **BP** = Bladder Pump; **ESP** = Electric Submersible Pump; **RFPP** = Reverse Flow Peristaltic Pump; **SM** = Straw Method (Tubing Gravity Drain); **O** = Other (Specify)

# GROUNDWATER SAMPLING LOG

| SITE NAME: 2020-L1-2448 Incident | SITE LOCATION: Huntersville, NC | PROJECT NUMBER: 60639876 | WELL NAME: MW-89D | DATE: 01/06/22 |
|---|---|---|---|---|

| WELL DIAMETER (inches): 2" | TUBING DIAMETER (inches): N/A | WELL SCREEN INTERVAL DEPTH: ft. to 113.31 ft. | DEPTH TO WATER (feet): 106.38 | PUMP TYPE OR BAILER: Bailer |
|---|---|---|---|---|

1 WELL VOLUME = (TD-DTW) x WELL CAPACITY

( 113.31 ft. - 106.38 ft.) x 0.16 gal./ft. = 1.11 gallons

3 WELL VOLUMES = 1 WELL VOLUME X 3

1.11 gallons x 3 = 3.33 gallons

| PUMP DEPTH IN WELL (feet): N/A | PURGING INITIATED AT: 0905 | PURGING ENDED AT: 0920 | TOTAL VOLUME PURGED (gallons): 1.1 |
|---|---|---|---|

EQUIPMENT INFORMATION WATER QUALITY METER — MAKE/MODEL: YSI Pro Plus; SERIAL #: 16F100208

EQUIPMENT INFORMATION OIL/WATER INTERFACE PROBE — MAKE/MODEL: Heron H.Oil; SERIAL #: 01-7819

| TIME | VOLUME PURGED (gallons) | PURGE RATE (gpm) | DEPTH TO WATER (feet) | TEMP. (°C) | DO (mg/L) | COND. (µS/cm) | pH (standard units) | ORP (mV) | TURB. (NTU) | COLOR (describe) | ODOR (describe) |
|---|---|---|---|---|---|---|---|---|---|---|---|
| **STABILIZATION CRITERIA:** | | | <0.3 ft. drawdown | within 3% | within 10% or <0.5 mg/L | within 3% | ±0.1 unit | ±10 mV | within 10% or <5 NTU | -- | -- |
| 0920 | 1.1 | N/A | Dry | 12.7 | 12.13 | 530 | 8.06 | 109.6 | 227.6 | White Cloudy | None |
| 01/07/22 1430 | N/A | N/A | 111.81 | 13.4 | 11.24 | 411.7 | 8.35 | 7.7 | 286.0 | White Cloudy | None |

Mike dK 1/7/22

**WELL CAPACITY** (Gallons Per Foot): **0.75"** = 0.02; **1"** = 0.04; **1.25"** = 0.06; **2"** = 0.16; **3"** = 0.37; **4"** = 0.65; **5"** = 1.02; **6"** = 1.47; **12"** = 5.88

## SAMPLING DATA

| SAMPLED BY (PRINT) / AFFILIATION: Mike de Kozlowski / AECOM | SAMPLER(S) SIGNATURE(S): Mike de Kozlowski | SAMPLE TIME: 01/07/22 1430 |
|---|---|---|

| PUMP OR TUBING DEPTH IN WELL (feet): 105 | TUBING MATERIAL CODE: N/A | FIELD-FILTERED: Y (N) Filtration Equipment Type: -- | FILTER SIZE: -- µm |
|---|---|---|---|

FIELD DECONTAMINATION: PUMP (Y) N TUBING Y (N (replaced)) DUPLICATE: Y (N)

| SAMPLE CONTAINER SPECIFICATION | | | | SAMPLE PRESERVATION (including wet ice) | | | INTENDED ANALYSIS AND/OR METHOD | SAMPLING EQUIPMENT CODE | SAMPLE PUMP FLOW RATE (gal per minute) |
|---|---|---|---|---|---|---|---|---|---|
| SAMPLE ID CODE | # CONTAINERS | MATERIAL CODE | VOLUME | PRESERVATIVE USED | TOTAL VOL ADDED IN FIELD (mL) | FINAL pH | | | |
| MW-89D | 4 | AG | 40 mL | HCl | 40 mL x 4 | 8.35 | 6200 | ESP | N/A |
| | 3 | AG | 40 mL | HCl | 40 mL x 3 | | VPH | | |
| | 1 | PP | 250 mL | $HNO_3$ | 250 mL | | Lead by 6010 | | |

REMARKS:

1 well volume purged, dry @ 0920 on 1/6/22

Recharge: Slow

**MATERIAL CODES**: **AG** = Amber Glass; **CG** = Clear Glass; **HDPE** = High Density Polyethylene; **LDPE** = Low Density Polyethylene; **PP** = Polypropylene; **S** = Silicone; **T** = Teflon; **O** = Other (Specify)

**SAMPLING EQUIPMENT CODES:** **APP** = After (Through) Peristaltic Pump; **B** = Bailer; **BP** = Bladder Pump; **ESP** = Electric Submersible Pump; **RFPP** = Reverse Flow Peristaltic Pump; **SM** = Straw Method (Tubing Gravity Drain); **O** = Other (Specify)

# GROUNDWATER SAMPLING LOG

| SITE NAME: 2020-L1-2448 Incident | SITE LOCATION: Huntersville, NC | PROJECT NUMBER: 60639876 | WELL NAME: MW-90DD | DATE: 01/06/22 |
|---|---|---|---|---|

| WELL DIAMETER (inches): 2" | TUBING DIAMETER (inches): N/A | WELL SCREEN INTERVAL DEPTH: ft. to 193 ft. | DEPTH TO WATER (feet): 168.75 | PUMP TYPE OR BAILER: Bailer |
|---|---|---|---|---|

1 WELL VOLUME = (TD-DTW) x WELL CAPACITY

(193 ft. - 168.75 ft.) x 0.16 gal./ft. = 3.88 gallons

3 WELL VOLUMES = 1 WELL VOLUME X 3

3.88 gallons x 3 = 11.64 gallons

| PUMP DEPTH IN WELL (feet): N/A | PURGING INITIATED AT: 0905 | PURGING ENDED AT: 1200 | TOTAL VOLUME PURGED (gallons): 3.66 |
|---|---|---|---|

EQUIPMENT INFORMATION WATER QUALITY METER — MAKE/MODEL: YSI Pro Plus; SERIAL #: 16F100208

EQUIPMENT INFORMATION OIL/WATER INTERFACE PROBE — MAKE/MODEL: Heron H.Oil; SERIAL #: 01-7819

| TIME | VOLUME PURGED (gallons) | PURGE RATE (gpm) | DEPTH TO WATER (feet) | TEMP. (°C) | DO (mg/L) | COND. (µS/cm) | pH (standard units) | ORP (mV) | TURB. (NTU) | COLOR (describe) | ODOR (describe) |
|---|---|---|---|---|---|---|---|---|---|---|---|
| **STABILIZATION CRITERIA:** | | | <0.3 ft. drawdown | within 3% | within 10% or <0.5 mg/L | within 3% | ±0.1 unit | ±10 mV | within 10% or <5 NTU | -- | -- |
| 1200 | 3.66 | N/A | Dry | 13.8 | 6.18 | 3907 | 12.21 | -20.1 | 33.64 | Clear | None |
| 1535 | N/A | N/A | 189.82 | 16.0 | 5.90 | 4304 | 12.20 | -62.1 | 29.09 | Clear | None |

Mike de Kozlowski AECOM 1/6/22

**WELL CAPACITY** (Gallons Per Foot): **0.75"** = 0.02; **1"** = 0.04; **1.25"** = 0.06; **2"** = 0.16; **3"** = 0.37; **4"** = 0.65; **5"** = 1.02; **6"** = 1.47; **12"** = 5.88

# SAMPLING DATA

| SAMPLED BY (PRINT) / AFFILIATION: Mike de Kozlowski / AECOM | SAMPLER(S) SIGNATURE(S): Mike de Kozlowski | SAMPLE TIME: 1535 |
|---|---|---|

| PUMP OR TUBING DEPTH IN WELL (feet): N/A | TUBING MATERIAL CODE: N/A | FIELD-FILTERED: Y (N) Filtration Equipment Type: -- | FILTER SIZE: -- µm |
|---|---|---|---|

FIELD DECONTAMINATION: PUMP (Y) N TUBING Y (N (replaced)) DUPLICATE: Y (N)

| SAMPLE CONTAINER SPECIFICATION | | | | SAMPLE PRESERVATION (including wet ice) | | | INTENDED ANALYSIS AND/OR METHOD | SAMPLING EQUIPMENT CODE | SAMPLE PUMP FLOW RATE (gal per minute) |
|---|---|---|---|---|---|---|---|---|---|
| SAMPLE ID CODE | # CONTAINERS | MATERIAL CODE | VOLUME | PRESERVATIVE USED | TOTAL VOL ADDED IN FIELD (mL) | FINAL pH | | | |
| MW-89D | 4 | AG | 40 mL | HCl | 40 mL x 4 | 12.20 | 6200 | ESP | N/A |
| | 3 | AG | 40 mL | HCl | 40 mL x 3 | | VPH | | |
| | 1 | PP | 250 mL | $HNO_3$ | 250 mL | | Lead by 6010 | | |

REMARKS:

1 well volume purged, dry @ 1200

Recharge: Slow

**MATERIAL CODES**: **AG** = Amber Glass; **CG** = Clear Glass; **HDPE** = High Density Polyethylene; **LDPE** = Low Density Polyethylene; **PP** = Polypropylene; **S** = Silicone; **T** = Teflon; **O** = Other (Specify)

**SAMPLING EQUIPMENT CODES:** **APP** = After (Through) Peristaltic Pump; **B** = Bailer; **BP** = Bladder Pump; **ESP** = Electric Submersible Pump; **RFPP** = Reverse Flow Peristaltic Pump; **SM** = Straw Method (Tubing Gravity Drain); **O** = Other (Specify)

# GROUNDWATER SAMPLING LOG

| SITE NAME: 2020-L1-2448 Incident | SITE LOCATION: Huntersville, NC | PROJECT NUMBER: 60639876 | WELL NAME: MW-91DD | DATE: 01/06/22 |
|---|---|---|---|---|

| WELL DIAMETER (inches): 2" | TUBING DIAMETER (inches): N/A | WELL SCREEN INTERVAL DEPTH: ft. to ft. | DEPTH TO WATER (feet): 191.84 | PUMP TYPE OR BAILER: Bailer |
|---|---|---|---|---|

1 WELL VOLUME = (TD-DTW) x WELL CAPACITY

(202 ft. - 191.84 ft.) x 0.16 gal./ft. = 1.63 gallons

3 WELL VOLUMES = 1 WELL VOLUME X 3

1.63 gallons x 3 = 4.89 gallons

| PUMP DEPTH IN WELL (feet): N/A | PURGING INITIATED AT: 1220 | PURGING ENDED AT: 1245 | TOTAL VOLUME PURGED (gallons): 1.0 |
|---|---|---|---|

EQUIPMENT INFORMATION WATER QUALITY METER — MAKE/MODEL: YSI Pro Plus; SERIAL #: 16F100208

EQUIPMENT INFORMATION OIL/WATER INTERFACE PROBE — MAKE/MODEL: Heron H.Oil; SERIAL #: 01-7819

| TIME | VOLUME PURGED (gallons) | PURGE RATE (gpm) | DEPTH TO WATER (feet) | TEMP. (°C) | DO (mg/L) | COND. (µS/cm) | pH (standard units) | ORP (mV) | TURB. (NTU) | COLOR (describe) | ODOR (describe) |
|---|---|---|---|---|---|---|---|---|---|---|---|
| **STABILIZATION CRITERIA:** | | | <0.3 ft. drawdown | within 3% | within 10% or <0.5 mg/L | within 3% | ±0.1 unit | ±10 mV | within 10% or <5 NTU | -- | -- |
| 1245 | 1.0 | N/A | Dry | 14.2 | 9.91 | 626 | 9.67 | 147.4 | 68.23 | clear | None |
| 1/7/22 1500 | N/A | N/A | 192.39 | 13.0 | 5.40 | 267.0 | 9.98 | -6.8 | 40.66 | Clear | None |

**WELL CAPACITY** (Gallons Per Foot): **0.75"** = 0.02; **1"** = 0.04; **1.25"** = 0.06; **2"** = 0.16; **3"** = 0.37; **4"** = 0.65; **5"** = 1.02; **6"** = 1.47; **12"** = 5.88

# SAMPLING DATA

| SAMPLED BY (PRINT) / AFFILIATION: Mike de Kozlowski / AECOM | SAMPLER(S) SIGNATURE(S): Mike de Kozlowski | SAMPLE TIME: 1500 |
|---|---|---|

| PUMP OR TUBING DEPTH IN WELL (feet): N/A | TUBING MATERIAL CODE: N/A | FIELD-FILTERED: Y (N) Filtration Equipment Type: -- | FILTER SIZE: -- µm |
|---|---|---|---|

FIELD DECONTAMINATION: PUMP (Y) N TUBING Y (N (replaced)) DUPLICATE: Y (N)

| SAMPLE CONTAINER SPECIFICATION | | | | SAMPLE PRESERVATION (including wet ice) | | | INTENDED ANALYSIS AND/OR METHOD | SAMPLING EQUIPMENT CODE | SAMPLE PUMP FLOW RATE (gal per minute) |
|---|---|---|---|---|---|---|---|---|---|
| SAMPLE ID CODE | # CONTAINERS | MATERIAL CODE | VOLUME | PRESERVATIVE USED | TOTAL VOL ADDED IN FIELD (mL) | FINAL pH | | | |
| MW-91DD | 4 | AG | 40 mL | HCl | 40 mL x 4 | | 6200 | ESP | N/A |
| | 3 | AG | 40 mL | HCl | 40 mL x 3 | | VPH | | |
| | 1 | PP | 250 mL | $HNO_3$ | 250 mL | | Lead by 6010 | | |

REMARKS:

1 well volume purged, dry @ 1200 on 1/6/22

Recharge: Slow

**MATERIAL CODES**: **AG** = Amber Glass; **CG** = Clear Glass; **HDPE** = High Density Polyethylene; **LDPE** = Low Density Polyethylene; **PP** = Polypropylene; **S** = Silicone; **T** = Teflon; **O** = Other (Specify)

**SAMPLING EQUIPMENT CODES:** **APP** = After (Through) Peristaltic Pump; **B** = Bailer; **BP** = Bladder Pump; **ESP** = Electric Submersible Pump; **RFPP** = Reverse Flow Peristaltic Pump; **SM** = Straw Method (Tubing Gravity Drain); **O** = Other (Specify)

# GROUNDWATER SAMPLING LOG

| SITE NAME: 2020-L1-2448 Incident | SITE LOCATION: Huntersville, NC | PROJECT NUMBER: 60639876 | WELL NAME: MW-92 | DATE: 1-6-2022 |
|---|---|---|---|---|
| WELL DIAMETER (inches): 2.0 | TUBING DIAMETER (inches): 3/8 | WELL SCREEN INTERVAL DEPTH: 60.13 feet to 75.13 feet | DEPTH TO WATER (feet): 58.52 | PUMP TYPE OR BAILER: ESP |

**WELL VOLUME PURGE: 1 WELL VOLUME** = (TOTAL WELL DEPTH − STATIC DEPTH TO WATER) X WELL CAPACITY
(only fill out if applicable)
= ( 75.13 feet − 58.52 feet) X 1.63 gallons/foot = 2.70 gallons

| PUMP DEPTH IN WELL (feet): 66.0 | PURGING INITIATED AT: 0910 | PURGING ENDED AT: | TOTAL VOLUME PURGED (gallons): |
|---|---|---|---|

| TIME | VOLUME PURGED (gallons) | PURGE RATE (gpm) | DEPTH TO WATER (feet) | TEMP. (°C) | DO (mg/L) | COND. (µS/cm) | pH (standard units) | ORP (mV) | TURB. (NTU) | COLOR (describe) | ODOR (describe) |
|---|---|---|---|---|---|---|---|---|---|---|---|
| STABILIZATION CRITERIA: | | | <0.3 ft. drawdown | within 3% | within 10% or <0.5 mg/L | within 3% | ±0.1 unit | ±10 mV | within 10% or <5 NTU | -- | -- |
| 0910 | Initial | 0.08 | 58.59 | 13.5 | 6.93 | 90.4 | 6.42 | 176.8 | 178.5 | Cloudy | None |
| 0915 | 0.40 | 0.08 | 58.72 | 14.7 | 6.98 | 92.5 | 6.44 | 184.2 | 629.5 | Brn | |
| 0920 | 0.80 | 0.08 | 58.76 | 15.8 | 6.89 | 94.1 | 6.43 | 187.9 | 803.5 | Brn | |
| 0925 | 1.20 | | 58.76 | 17.0 | 7.05 | 98.3 | 6.44 | 185.6 | 440.3 | Brn | |
| 0930 | 1.60 | | 58.81 | 17.2 | 6.27 | 98.2 | 6.41 | 178.2 | 134.8 | Lt Brn | |
| 0935 | 2.00 | | 58.88 | 17.7 | 6.91 | 99.3 | 6.42 | 170.1 | 78.12 | Lt Brn | |
| 0940 | 2.40 | | 58.81 | 16.8 | 6.58 | 97.0 | 6.42 | 172.5 | 48.95 | Lt Brn | |
| 0945 | 2.80 | | 58.91 | 17.5 | 6.70 | 99.3 | 6.43 | 167.3 | 34.41 | Clear | |
| 0950 | 3.20 | | 58.98 | 17.5 | 7.11 | 99.5 | 6.42 | 169.8 | 26.12 | Clear | |
| 0955 | 3.60 | | 58.98 | 17.1 | 7.13 | 98.1 | 6.42 | 175.8 | 30.19 | Clear | |
| 1000 | 4.00 | | 58.94 | 17.0 | 7.12 | 99.0 | 6.41 | 178.3 | 33.85 | Clear | |
| 1005 | 4.40 | | 58.95 | 17.2 | 7.04 | 98.3 | 6.41 | 175.9 | 22.81 | Clear | |
| 1010 | 4.80 | | 58.90 | 17.0 | 7.05 | 98.3 | 6.41 | 176.7 | 22.46 | Clear | |
| 1015 | 5.20 | | 58.93 | 17.2 | 7.00 | 98.7 | 6.42 | 175.4 | 21.90 | Clear | |

**WELL CAPACITY** (Gallons Per Foot): 0.75" = 0.02; 1" = 0.04; 1.25" = 0.06; 2" = 0.16; 3" = 0.37; 4" = 0.65; 5" = 1.02; 6" = 1.47; 12" = 5.88

## SAMPLING DATA

| SAMPLED BY (PRINT) / AFFILIATION: Randy Morgan AECOM | SAMPLER(S) SIGNATURE(S): Randy Morgan | SAMPLE TIME: 1020 |
|---|---|---|
| PUMP OR TUBING DEPTH IN WELL (feet): 66.00 | TUBING MATERIAL CODE: LDPE | FIELD-FILTERED: Y (N) Filtration Equipment Type: -- FILTER SIZE: -- µm |

FIELD DECONTAMINATION: PUMP (Y) N TUBING Y (N) (replaced) DUPLICATE: Y (N)

| SAMPLE CONTAINER SPECIFICATION | | | | SAMPLE PRESERVATION (including wet ice) | | | INTENDED ANALYSIS AND/OR METHOD | SAMPLING EQUIPMENT CODE | SAMPLE PUMP FLOW RATE (gal per minute) |
|---|---|---|---|---|---|---|---|---|---|
| SAMPLE ID CODE | # CONTAINERS | MATERIAL CODE | VOLUME | PRESERVATIVE USED | TOTAL VOL ADDED IN FIELD (mL) | FINAL pH | | | |
| MW-92 MW-92 | 4 | AG | 40 mL | HCL | 40 mL x 4 | 6.42 | 6200 | ESP | 0.08 |
| MW-92 MW-92 | 3 | AG | 40 mL | HCL | 40 mL x 3 | 6.42 | VPH | ESP | 0.08 |
| MW-92 MW-92 | 1 | PE | 250 mL | $HNO_3$ | 250 mL | 6.42 | Lead by 6010 | ESP | 0.08 |

REMARKS: High yield @ 0.08 GPM spread sheet lists the well as 4.0"

**MATERIAL CODES:** AG = Amber Glass; CG = Clear Glass; HDPE = High Density Polyethylene; LDPE = Low Density Polyethylene; PP = Polypropylene; S = Silicone; T = Teflon; O = Other (Specify)

**SAMPLING EQUIPMENT CODES:** APP = After (Through) Peristaltic Pump; B = Bailer; BP = Bladder Pump; ESP = Electric Submersible Pump; RFPP = Reverse Flow Peristaltic Pump; SM = Straw Method (Tubing Gravity Drain); O = Other (Specify)

# GROUNDWATER SAMPLING LOG

| SITE NAME: 2020-L1-2448 Incident | SITE LOCATION: Huntersville, NC | PROJECT NUMBER: 60639876 | WELL NAME: MW-43 | DATE: 1-6-2022 |
|---|---|---|---|---|
| WELL DIAMETER (inches): 2.0 | TUBING DIAMETER (inches): 3/8 | WELL SCREEN INTERVAL DEPTH: 46.36 feet to 66.36 feet | DEPTH TO WATER (feet): 56.60 | PUMP TYPE OR BAILER: ESP |

**WELL VOLUME PURGE: 1 WELL VOLUME** = (TOTAL WELL DEPTH − STATIC DEPTH TO WATER) X WELL CAPACITY
(only fill out if applicable)
= ( 66.36 feet − 56.60 feet) X 0.163 gallons/foot = 1.59 gallons

| PUMP DEPTH IN WELL (feet): * 61.0 | PURGING INITIATED AT: 1100 | PURGING ENDED AT: 1215 | TOTAL VOLUME PURGED (gallons): 6.0 |
|---|---|---|---|

| TIME | VOLUME PURGED (gallons) | PURGE RATE (gpm) | DEPTH TO WATER (feet) | TEMP. (°C) | DO (mg/L) | COND. (µS/cm) | pH (standard units) | ORP (mV) | TURB. (NTU) | COLOR (describe) | ODOR (describe) |
|---|---|---|---|---|---|---|---|---|---|---|---|
| STABILIZATION CRITERIA: | | | <0.3 ft. drawdown | within 3% | within 10% or <0.5 mg/L | within 3% | ±0.1 unit | ±10 mV | within 10% or <5 NTU | -- | -- |
| 1100 | initial | 0.08 | 57.34 | 15.1 | 9.01 | 111.6 | 6.89 | 164.9 | 72.78 | clear | NO |
| 1105 | 0.40 | | 57.60 | 15.6 | 9.00 | 108.8 | 6.84 | 163.5 | 229.3 | Brn | |
| 1110 | 0.80 | | 58.52 | 16.2 | 8.53 | 106.0 | 6.75 | 162.3 | 925.1 | DK Brn | |
| 1115 | 1.20 | | 58.69 | 16.0 | 8.82 | 104.4 | 6.79 | 166.1 | 448.7 | DK Brn | |
| 1120 | 1.60 | | 58.68 | 15.4 | 8.69 | 102.2 | 6.78 | 166.3 | 547.2 | DK Brn | |
| 1125 | 2.0 | | 58.63 | 16.0 | 8.60 | 101.3 | 6.75 | 163.3 | 761.0 | DK Brn | |
| 1130 | 2.40 | | 59.51 | 17.2 | 8.19 | 106.2 | 6.73 | 150.2 | 1017 | DK Brn | |
| 1135 | 2.80 | | 54.78 | 17.2 | 8.18 | 105.8 | 6.74 | 144.1 | 1100 | DK Brn | |
| 1140 | 3.20 | | 54.88 | 17.2 | 8.18 | 104.5 | 6.73 | 139.1 | 1008 | DK Brn | |
| 1145 | 3.60 | | 60.41 | 17.3 | 7.92 | 104.6 | 6.68 | 125.6 | 916.8 | DK Brn | |
| 1150 | 4.00 | | 60.93 | 17.9 | 7.78 | 105.4 | 6.72 | 1135 | 408.5 | DK Brn | |
| 1155 | 4.40 | | 61.73 | 17.8 | 7.29 | 112.0 | 6.76 | 106.9 | 610.9 | DK Brn | |
| 1200 | 4.80 | | 61.79 | 17.4 | 7.80 | 110.4 | 6.78 | 105.6 | 541.3 | DK Brn | |
| 1205 | 5.20 | | 61.84 | 17.4 | 7.71 | 110.4 | 6.78 | 101.5 | 385.7 | Brn | |
| 1210 | 5.60 | | 61.84 | 17.5 | 7.64 | 110.5 | 6.79 | 99.0 | 295.5 | Brn | |
| 1215 | 6.0 | | 61.80 | 17.6 | 7.62 | 110.8 | 6.80 | 97.8 | 274.5 | Brn | |

**WELL CAPACITY** (Gallons Per Foot): **0.75"** = 0.02; **1"** = 0.04; **1.25"** = 0.06; **2"** = 0.16; **3"** = 0.37; **4"** = 0.65; **5"** = 1.02; **6"** = 1.47; **12"** = 5.88

## SAMPLING DATA

| SAMPLED BY (PRINT) / AFFILIATION: Randy Morgan | SAMPLER(S) SIGNATURE(S): Randy Morgan | SAMPLE TIME: 1220 |
|---|---|---|
| PUMP OR TUBING DEPTH IN WELL (feet): * 61.0 | TUBING MATERIAL CODE: LDPE | FIELD-FILTERED: Y (N) Filtration Equipment Type: -- FILTER SIZE: -- µm |
| FIELD DECONTAMINATION: PUMP (Y) N TUBING Y (N) (replaced) | | DUPLICATE: Y (N) |

| SAMPLE CONTAINER SPECIFICATION | | | | SAMPLE PRESERVATION (including wet ice) | | | INTENDED ANALYSIS AND/OR METHOD | SAMPLING EQUIPMENT CODE | SAMPLE PUMP FLOW RATE (gal per minute) |
|---|---|---|---|---|---|---|---|---|---|
| SAMPLE ID CODE | # CONTAINERS | MATERIAL CODE | VOLUME | PRESERVATIVE USED | TOTAL VOL ADDED IN FIELD (mL) | FINAL pH | | | |
| MW-43 | 4 | AG | 40 mL | HCL | 40 mL x 4 | 6.80 | 6200 | ESP | |
| MW-43 | 3 | AG | 40 mL | HCL | 40 mL x 3 | 6.80 | VPH | ESP | |
| MW-43 | 1 | PE | 250 mL | $HNO_3$ | 250 mL | 6.80 | Lead by 6010 | ESP | |

REMARKS: Low Yield, had to lower pump due to water level, turbidity out of range spreed sheet says the well is 4.0 removed over 3 well Volumes

**MATERIAL CODES:** **AG** = Amber Glass; **CG** = Clear Glass; **HDPE** = High Density Polyethylene; **LDPE** = Low Density Polyethylene; **PP** = Polypropylene; **S** = Silicone; **T** = Teflon; **O** = Other (Specify)

**SAMPLING EQUIPMENT CODES:** **APP** = After (Through) Peristaltic Pump; **B** = Bailer; **BP** = Bladder Pump; **ESP** = Electric Submersible Pump; **RFPP** = Reverse Flow Peristaltic Pump; **SM** = Straw Method (Tubing Gravity Drain); **O** = Other (Specify)

# GROUNDWATER SAMPLING LOG

| SITE NAME: 2020-L1-2448 Incident | SITE LOCATION: Huntersville, NC | PROJECT NUMBER: 60639876 | WELL NAME: MW-94 | DATE: 01/05/22 |
|---|---|---|---|---|
| WELL DIAMETER (inches): 4" | TUBING DIAMETER (inches): 3/8" | WELL SCREEN INTERVAL DEPTH: 46.11 feet to 55.11 feet | DEPTH TO WATER (feet): 43.35 | PUMP TYPE OR BAILER: ESP |

**WELL VOLUME PURGE: 1 WELL VOLUME** = (TOTAL WELL DEPTH – STATIC DEPTH TO WATER) X WELL CAPACITY
(only fill out if applicable)

= ( 55.11 feet – 43.35 feet) X 0.65 gallons/foot = 7.64 gallons

| PUMP DEPTH IN WELL (feet): 48.35 | PURGING INITIATED AT: 1405 | PURGING ENDED AT: 1430 | TOTAL VOLUME PURGED (gallons): 2.5 |
|---|---|---|---|

| TIME | VOLUME PURGED (gallons) | PURGE RATE (gpm) | DEPTH TO WATER (feet) | TEMP. (°C) | DO (mg/L) | COND. (µS/cm) | pH (standard units) | ORP (mV) | TURB. (NTU) | COLOR (describe) | ODOR (describe) |
|---|---|---|---|---|---|---|---|---|---|---|---|
| **STABILIZATION CRITERIA:** | | | <0.3 ft. drawdown | within 3% | within 10% or <0.5 mg/L | within 3% | ±0.1 unit | ±10 mV | within 10% or <5 NTU | -- | -- |
| 1405 | 0 | 0.1 | 43.50 | 15.6 | 8.51 | 141.3 | 6.51 | 133.8 | 21.22 | Clear | none |
| 1410 | 0.5 | | 43.50 | 15.7 | 8.76 | 141.7 | 6.52 | 135.6 | 20.13 | | |
| 1415 | 1.0 | | 43.50 | 15.9 | 9.84 | 142.0 | 6.81 | 51.0 | 17.27 | | |
| 1420 | 1.5 | | 43.50 | 15.8 | 7.43 | 141.6 | 6.49 | 137.3 | 5.62 | | |
| 1425 | 2.0 | | 43.50 | 16.03 | 7.23 | 142.4 | 6.46 | 139.1 | 3.04 | | |
| 1430 | 2.5 | | 43.50 | 16.6 | 7.19 | 144.4 | 6.42 | 140.3 | 1.34 | | |



**WELL CAPACITY** (Gallons Per Foot): **0.75"** = 0.02; **1"** = 0.04; **1.25"** = 0.06; **2"** = 0.16; **3"** = 0.37; **4"** = 0.65; **5"** = 1.02; **6"** = 1.47; **12"** = 5.88

# SAMPLING DATA

| SAMPLED BY (PRINT) / AFFILIATION: Jacob Miller/AECOM | SAMPLER(S) SIGNATURE(S): | SAMPLE TIME: 1440 |
|---|---|---|
| PUMP OR TUBING DEPTH IN WELL (feet): 48.35 | TUBING MATERIAL CODE: LDPE | FIELD-FILTERED: Y (N) Filtration Equipment Type: -- FILTER SIZE: -- µm |

FIELD DECONTAMINATION: PUMP (Y) N TUBING Y (N) (replaced) DUPLICATE: Y (N)

| SAMPLE CONTAINER SPECIFICATION | | | | SAMPLE PRESERVATION (including wet ice) | | | | | |
|---|---|---|---|---|---|---|---|---|---|
| SAMPLE ID CODE | # CONTAINERS | MATERIAL CODE | VOLUME | PRESERVATIVE USED | TOTAL VOL ADDED IN FIELD (mL) | FINAL pH | INTENDED ANALYSIS AND/OR METHOD | SAMPLING EQUIPMENT CODE | SAMPLE PUMP FLOW RATE (gal per minute) |
| MW-19 | 4 | AG | 40 mL | HCL | 40 mL x 4 | 6.42 | 6200 | ESP | 0.1 |
| " | 3 | AG | 40 mL | HCL | 40 mL x 3 | " | VPH | " | " |
| " | 1 | PE | 250 mL | $HNO_3$ | 250 mL | " | Lead by 6010 | " | " |

REMARKS: Very fast recharge

**MATERIAL CODES**: **AG** = Amber Glass; **CG** = Clear Glass; **HDPE** = High Density Polyethylene; **LDPE** = Low Density Polyethylene; **PP** = Polypropylene; **S** = Silicone; **T** = Teflon; **O** = Other (Specify)

**SAMPLING EQUIPMENT CODES**: **APP** = After (Through) Peristaltic Pump; **B** = Bailer; **BP** = Bladder Pump; **ESP** = Electric Submersible Pump; **RFPP** = Reverse Flow Peristaltic Pump; **SM** = Straw Method (Tubing Gravity Drain); **O** = Other (Specify)

# GROUNDWATER SAMPLING LOG

| SITE NAME | SITE LOCATION | PROJECT NUMBER | WELL NAME | DATE |
|---|---|---|---|---|
| 2020-L1-2448 Incident | Huntersville, NC | 60639876 | MW-95 | 01/06/22 |

| WELL DIAMETER (inches) | TUBING DIAMETER (inches) | WELL SCREEN INTERVAL DEPTH | DEPTH TO WATER (feet) | PUMP TYPE OR BAILER |
|---|---|---|---|---|
| 4 | 3/8 | 15 ft. to 60 ft. | 28.93 | Monsoon XL |

1 WELL VOLUME = (TD-DTW) x WELL CAPACITY

( 60 ft. - 28.93 ft.) x 0.65 gal./ft. = 20.20 gallons

3 WELL VOLUMES = 1 WELL VOLUME X 3

20.20 gallons x 3 = 60.59 gallons

| PUMP DEPTH IN WELL (feet) | PURGING INITIATED AT | PURGING ENDED AT | TOTAL VOLUME PURGED (gallons) |
|---|---|---|---|
| 33.93 | 0950 | 1030 | 4 |

| EQUIPMENT INFORMATION | MAKE/MODEL | SERIAL # |
|---|---|---|
| WATER QUALITY METER | YSI PRO+ / Quatro | 15B1022264 |
| OIL/WATER INTERFACE PROBE | Heron Instruments H.OIL | 01-5285 |

| TIME | VOLUME PURGED (gallons) | PURGE RATE (gpm) | DEPTH TO WATER (feet) | TEMP. (°C) | DO (mg/L) | COND. (µS/cm) | pH (standard units) | ORP (mV) | TURB. (NTU) | COLOR (describe) | ODOR (describe) |
|---|---|---|---|---|---|---|---|---|---|---|---|
| **STABILIZATION CRITERIA:** | | | <0.3 ft. drawdown | within 3% | within 10% or <0.5 mg/L | within 3% | ±0.1 unit | ±10 mV | within 10% or <5 NTU | -- | -- |
| 1000 | 1.0 | 0.1 | 29.12 | 14.7 | 6.58 | 126.7 | 6.27 | 569.5 | 57.29 | clear | None |
| 1005 | 0.5 | ↓ | 29.18 | 14.9 | 6.37 | 127.0 | 6.24 | 550.8 | 8.44 | ↓ | ↓ |
| 1010 | ↓ | | 29.22 | 15.1 | 6.36 | 127.5 | 6.22 | 548.2 | 6.59 | | |
| 1015 | | | 29.27 | 15.2 | 6.31 | 127.5 | 6.22 | 538.7 | 4.31 | | |
| 1020 | | | 29.30 | 15.1 | 6.33 | 128.1 | 6.22 | 540.6 | 0 | | |
| 1025 | | | 29.32 | 15.1 | 6.39 | 128.2 | 6.22 | 541.0 | 0 | | |
| 1030 | ↓ | ↓ | 29.32 | 14.8 | 6.39 | 128.2 | 6.22 | 541.4 | 0 | ↓ | ↓ |

**WELL CAPACITY** (Gallons Per Foot): **0.75"** = 0.02; **1"** = 0.04; **1.25"** = 0.06; **2"** = 0.16; **3"** = 0.37; **4"** = 0.65; **5"** = 1.02; **6"** = 1.47; **12"** = 5.88

# SAMPLING DATA

| SAMPLED BY (PRINT) / AFFILIATION | SAMPLER(S) SIGNATURE(S) | SAMPLE TIME |
|---|---|---|
| Emilia Torrellas / AECOM | Emilia A. Torrellas | 1030 |

| PUMP OR TUBING DEPTH IN WELL (feet) | TUBING MATERIAL CODE | FIELD-FILTERED: Y (N) Filtration Equipment Type: -- | FILTER SIZE |
|---|---|---|---|
| 33.93 | LDPE | | -- µm |

FIELD DECONTAMINATION: PUMP (Y) N TUBING (Y) N (replaced)

DUPLICATE: Y (N)

| SAMPLE CONTAINER SPECIFICATION | | | | SAMPLE PRESERVATION (including wet ice) | | | | | |
|---|---|---|---|---|---|---|---|---|---|
| SAMPLE ID CODE | # CONTAINERS | MATERIAL CODE | VOLUME | PRESERVATIVE USED | TOTAL VOL ADDED IN FIELD (mL) | FINAL pH | INTENDED ANALYSIS AND/OR METHOD | SAMPLING EQUIPMENT CODE | SAMPLE PUMP FLOW RATE (gal per minute) |
| MW-95 | 4 | AG | 40 mL | HCl | 40 mL x 4 | 6.22 | 6200 | ESP | 0.1 |
| ↓ | 3 | AG | 40 mL | HCl | 40 mL x 3 | ↓ | VPH | ↓ | ↓ |
| ↓ | 1 | PP | 250 mL | $HNO_3$ | 250 mL | ↓ | Lead by 6010 | ↓ | ↓ |

REMARKS:

Slow recharge

**MATERIAL CODES**: **AG** = Amber Glass; **CG** = Clear Glass; **HDPE** = High Density Polyethylene; **LDPE** = Low Density Polyethylene; **PP** = Polypropylene; **S** = Silicone; **T** = Teflon; **O** = Other (Specify)

**SAMPLING EQUIPMENT CODES**: **APP** = After (Through) Peristaltic Pump; **B** = Bailer; **BP** = Bladder Pump; **ESP** = Electric Submersible Pump; **RFPP** = Reverse Flow Peristaltic Pump; **SM** = Straw Method (Tubing Gravity Drain); **O** = Other (Specify)

# GROUNDWATER SAMPLING LOG

| SITE NAME: 2020-L1-2448 Incident | SITE LOCATION: Huntersville, NC | PROJECT NUMBER: 60639876 | WELL NAME: MW-96 | DATE: 01/06/22 |
|---|---|---|---|---|

| WELL DIAMETER (inches): 4 | TUBING DIAMETER (inches): 3/8 | WELL SCREEN INTERVAL DEPTH: 15 ft. to 60 ft. | DEPTH TO WATER (feet): 26.45 | PUMP TYPE OR BAILER: Monsoon XL |
|---|---|---|---|---|

1 WELL VOLUME = (TD-DTW) x WELL CAPACITY

( 60 ft. - 26.45 ft.) x 0.65 gal./ft. = 21.81 gallons

3 WELL VOLUMES = 1 WELL VOLUME X 3

21.81 gallons x 3 = 65.42 gallons

| PUMP DEPTH IN WELL (feet): 31.45 | PURGING INITIATED AT: 1350 | PURGING ENDED AT: 1410 | TOTAL VOLUME PURGED (gallons): 2 |
|---|---|---|---|

EQUIPMENT INFORMATION WATER QUALITY METER — MAKE/MODEL: YSI PRO+ / Quatro — SERIAL #: 15B1022264

EQUIPMENT INFORMATION OIL/WATER INTERFACE PROBE — MAKE/MODEL: Heron Instruments H.OIL — SERIAL #: 01-5285

| TIME | VOLUME PURGED (gallons) | PURGE RATE (gpm) | DEPTH TO WATER (feet) | TEMP. (°C) | DO (mg/L) | COND. (µS/cm) | pH (standard units) | ORP (mV) | TURB. (NTU) | COLOR (describe) | ODOR (describe) |
|---|---|---|---|---|---|---|---|---|---|---|---|
| **STABILIZATION CRITERIA:** | | | <0.3 ft. drawdown | within 3% | within 10% or <0.5 mg/L | within 3% | ±0.1 unit | ±10 mV | within 10% or <5 NTU | -- | -- |
| 1400 | 1.0 | 0.1 | 26.75 | 15.6 | 5.32 | 121.1 | 5.87 | 585.7 | 1.74 | Clear | Non |
| 1405 | 0.5 | ↓ | 26.77 | 15.6 | 5.26 | 121.1 | 5.87 | 579.9 | 1.21 | ↓ | ↓ |
| 1410 | ↓ | ↓ | 26.79 | 15.6 | 5.29 | 121.0 | 5.85 | 576.6 | 1.70 | ↓ | ↓ |

**WELL CAPACITY** (Gallons Per Foot): **0.75"** = 0.02; **1"** = 0.04; **1.25"** = 0.06; **2"** = 0.16; **3"** = 0.37; **4"** = 0.65; **5"** = 1.02; **6"** = 1.47; **12"** = 5.88

# SAMPLING DATA

| SAMPLED BY (PRINT) / AFFILIATION: Emilia Torrellas / AECOM | SAMPLER(S) SIGNATURE(S): Emilia A. Torrellas | SAMPLE TIME: 1410 |
|---|---|---|

| PUMP OR TUBING DEPTH IN WELL (feet): 31.45 | TUBING MATERIAL CODE: LDPE | FIELD-FILTERED: Y (N) Filtration Equipment Type: -- | FILTER SIZE: -- µm |
|---|---|---|---|

FIELD DECONTAMINATION: PUMP (Y) N TUBING (Y) N (replaced) DUPLICATE: Y (N)

| SAMPLE CONTAINER SPECIFICATION | | | | SAMPLE PRESERVATION (including wet ice) | | | INTENDED ANALYSIS AND/OR METHOD | SAMPLING EQUIPMENT CODE | SAMPLE PUMP FLOW RATE (gal per minute) |
|---|---|---|---|---|---|---|---|---|---|
| SAMPLE ID CODE | # CONTAINERS | MATERIAL CODE | VOLUME | PRESERVATIVE USED | TOTAL VOL ADDED IN FIELD (mL) | FINAL pH | | | |
| MW-96 | 4 | AG | 40 mL | HCl | 40 mL x 4 | 5.85 | 6200 | ESP | 0.1 |
| ↓ | 3 | AG | 40 mL | HCl | 40 mL x 3 | ↓ | VPH | ↓ | ↓ |
| ↓ | 1 | PP | 250 mL | $HNO_3$ | 250 mL | ↓ | Lead by 6010 | ↓ | ↓ |

REMARKS: Slow recharge.

**MATERIAL CODES**: **AG** = Amber Glass; **CG** = Clear Glass; **HDPE** = High Density Polyethylene; **LDPE** = Low Density Polyethylene; **PP** = Polypropylene; **S** = Silicone; **T** = Teflon; **O** = Other (Specify)

**SAMPLING EQUIPMENT CODES:** **APP** = After (Through) Peristaltic Pump; **B** = Bailer; **BP** = Bladder Pump; **ESP** = Electric Submersible Pump; **RFPP** = Reverse Flow Peristaltic Pump; **SM** = Straw Method (Tubing Gravity Drain); **O** = Other (Specify)

# GROUNDWATER SAMPLING LOG

| SITE NAME: 2020-L1-2448 Incident | SITE LOCATION: Huntersville, NC | PROJECT NUMBER: 60639876 | WELL NAME: MW-97D | DATE: 01/05/22 |
|---|---|---|---|---|

| WELL DIAMETER (inches): 2" | TUBING DIAMETER (inches): 3/8" | WELL SCREEN INTERVAL DEPTH: 122.50 ft. to 134.63 ft. | DEPTH TO WATER (feet): 27.98 | PUMP TYPE OR BAILER: Bladder |
|---|---|---|---|---|

1 WELL VOLUME = (TD-DTW) x WELL CAPACITY

(134.63 ft. - 27.98 ft.) x 0.16 gal./ft. = 17.06 gallons

3 WELL VOLUMES = 1 WELL VOLUME X 3

17.06 gallons x 3 = 51.18 gallons

| PUMP DEPTH IN WELL (feet): 128 | PURGING INITIATED AT: 1350 | PURGING ENDED AT: 1420 | TOTAL VOLUME PURGED (gallons): 2.0 |
|---|---|---|---|

| EQUIPMENT INFORMATION WATER QUALITY METER | MAKE/MODEL: YSI Pro Plus | SERIAL #: 16F100208 |
|---|---|---|
| EQUIPMENT INFORMATION OIL/WATER INTERFACE PROBE | MAKE/MODEL: Heron H.Oil | SERIAL #: 01-7819 |

| TIME | VOLUME PURGED (gallons) | PURGE RATE (gpm) | DEPTH TO WATER (feet) | TEMP. (°C) | DO (mg/L) | COND. (µS/cm) | pH (standard units) | ORP (mV) | TURB. (NTU) | COLOR (describe) | ODOR (describe) |
|---|---|---|---|---|---|---|---|---|---|---|---|
| **STABILIZATION CRITERIA:** | | | <0.3 ft. drawdown | within 3% | within 10% or <0.5 mg/L | within 3% | ±0.1 unit | ±10 mV | within 10% or <5 NTU | -- | -- |
| 1400 | 0.66 | 0.066 | 30.29 | 15.2 | 1.83 | 242.3 | 7.41 | 14.7 | 4.55 | Clear | None |
| 1405 | 1.00 | | 31.25 | 15.1 | 1.58 | 242.4 | 7.38 | 18.3 | 3.21 | | |
| 1410 | 1.33 | | 32.07 | 15.1 | 1.51 | 243.5 | 7.45 | 20.1 | 2.78 | | |
| 1415 | 1.66 | | 32.28 | 15.1 | 1.49 | 243.4 | 7.42 | 23.4 | 0.81 | | |
| 1420 | 2.00 | | 32.41 | 15.0 | 1.48 | 243.5 | 7.41 | 25.1 | 1.21 | | |

Mike deKlerk 1/5/21

**WELL CAPACITY** (Gallons Per Foot): **0.75"** = 0.02; **1"** = 0.04; **1.25"** = 0.06; **2"** = 0.16; **3"** = 0.37; **4"** = 0.65; **5"** = 1.02; **6"** = 1.47; **12"** = 5.88

## SAMPLING DATA

| SAMPLED BY (PRINT) / AFFILIATION: Mike deKozlowski / AECOM | SAMPLER(S) SIGNATURE(S): Mike deKozlowski | SAMPLE TIME: 1430 |
|---|---|---|

| PUMP OR TUBING DEPTH IN WELL (feet): 128 | TUBING MATERIAL CODE: LDPE | FIELD-FILTERED: Y (N) Filtration Equipment Type: -- | FILTER SIZE: -- µm |
|---|---|---|---|

FIELD DECONTAMINATION: PUMP (Y) N TUBING Y (N (replaced)) DUPLICATE: Y (N)

| SAMPLE CONTAINER SPECIFICATION | | | | SAMPLE PRESERVATION (including wet ice) | | | INTENDED ANALYSIS AND/OR METHOD | SAMPLING EQUIPMENT CODE | SAMPLE PUMP FLOW RATE (gal per minute) |
|---|---|---|---|---|---|---|---|---|---|
| SAMPLE ID CODE | # CONTAINERS | MATERIAL CODE | VOLUME | PRESERVATIVE USED | TOTAL VOL ADDED IN FIELD (mL) | FINAL pH | | | |
| MW-97D | 4 | AG | 40 mL | HCl | 40 mL x 4 | 7.41 | 6200 | ESP | 0.066 |
| | 3 | AG | 40 mL | HCl | 40 mL x 3 | | VPH | | |
| | 1 | PP | 250 mL | $HNO_3$ | 250 mL | | Lead by 6010 | | |

REMARKS:

Recharge: Moderate

**MATERIAL CODES**: **AG** = Amber Glass; **CG** = Clear Glass; **HDPE** = High Density Polyethylene; **LDPE** = Low Density Polyethylene; **PP** = Polypropylene; **S** = Silicone; **T** = Teflon; **O** = Other (Specify)

**SAMPLING EQUIPMENT CODES:** **APP** = After (Through) Peristaltic Pump; **B** = Bailer; **BP** = Bladder Pump; **ESP** = Electric Submersible Pump; **RFPP** = Reverse Flow Peristaltic Pump; **SM** = Straw Method (Tubing Gravity Drain); **O** = Other (Specify)

# APPENDIX C

# LABORATORY ANALYTICAL REPORTS

**Pace Analytical Services, LLC**
9800 Kincey Ave. Suite 100
Huntersville, NC 28078
(704)875-9092

December 22, 2021

Andrew Street
Apex Companies - NC
5900 Northwoods Business Pkwy
Suite 5900-0
Charlotte, NC 28269

RE: Project: CPC Huntersville/2020-L1-2448
Pace Project No.: 92578597

Dear Andrew Street:

Enclosed are the analytical results for sample(s) received by the laboratory on December 16, 2021. The results relate only to the samples included in this report. Results reported herein conform to the applicable TNI/NELAC Standards and the laboratory's Quality Manual, where applicable, unless otherwise noted in the body of the report.

The test results provided in this final report were generated by each of the following laboratories within the Pace Network:

- Pace Analytical Services - Charlotte

If you have any questions concerning this report, please feel free to contact me.

Sincerely,

Angela M. Baioni

Angela Baioni
angela.baioni@pacelabs.com
(704)875-9092
Project Manager

Enclosures

cc: J Culbreath, Colonial Pipeline Company
Naomi Fretz, APEX Companies, LLC
Robert Hughes, Colonial Pipeline
Cameron Lee, Montrose-EPS
Jamie Moran, APEX Companies, LLC
Jeff Morrison, Colonial Pipeline Company
Tom Naumann, APEX Companies - NC
Joe Nicolette, Montrose-EPS
Kaitlyn Nootens, Apex Companies
Christopher Schultz, Apex Companies
Matt Teixeira, Apex Companies, LLC
Michael Verdon, Colonial Pipeline Company
JM Wyatt, Colonial Pipeline Company

**REPORT OF LABORATORY ANALYSIS**

This report shall not be reproduced, except in full,
without the written consent of Pace Analytical Services, LLC.

**Pace Analytical Services, LLC**
9800 Kincey Ave.  Suite 100
Huntersville, NC 28078
(704)875-9092

## CERTIFICATIONS

Project: CPC Huntersville/2020-L1-2448
Pace Project No.: 92578597

**Pace Analytical Services Charlotte**

South Carolina Laboratory ID: 99006
9800 Kincey Ave. Ste 100, Huntersville, NC 28078
North Carolina Drinking Water Certification #: 37706
North Carolina Field Services Certification #: 5342
North Carolina Wastewater Certification #: 12
South Carolina Laboratory ID: 99006
South Carolina Certification #: 99006001
South Carolina Drinking Water Cert. #: 99006003
Florida/NELAP Certification #: E87627
Kentucky UST Certification #: 84
Louisiana DoH Drinking Water #: LA029
Virginia/VELAP Certification #: 460221



This report shall not be reproduced, except in full,
without the written consent of Pace Analytical Services, LLC.

Pace Analytical Services, LLC
9800 Kincey Ave. Suite 100
Huntersville, NC 28078
(704)875-9092

## SAMPLE ANALYTE COUNT

Project: CPC Huntersville/2020-L1-2448
Pace Project No.: 92578597

| Lab ID | Sample ID | Method | Analysts | Analytes Reported | Laboratory |
|---|---|---|---|---|---|
| **92578597001** | **RW-101 (22-24')** | MADEP VPH | MAD | 6 | PASI-C |
| | | EPA 8260D | LMB | 70 | PASI-C |
| | | SW-846 | KDF | 1 | PASI-C |
| **92578597002** | **RW-101 (50-52')** | MADEP VPH | MAD | 6 | PASI-C |
| | | EPA 8260D | LMB | 70 | PASI-C |
| | | SW-846 | KDF | 1 | PASI-C |
| **92578597003** | **RW-102 (16-18')** | MADEP VPH | MAD | 6 | PASI-C |
| | | EPA 8260D | LMB | 70 | PASI-C |
| | | SW-846 | KDF | 1 | PASI-C |
| **92578597004** | **RW-102 (36-38')** | MADEP VPH | MAD | 6 | PASI-C |
| | | EPA 8260D | LMB | 70 | PASI-C |
| | | SW-846 | KDF | 1 | PASI-C |
| **92578597005** | **RW-102 (44-46')** | MADEP VPH | MAD | 6 | PASI-C |
| | | EPA 8260D | LMB | 70 | PASI-C |
| | | SW-846 | KDF | 1 | PASI-C |
| **92578597006** | **RW-103 (38-40')** | MADEP VPH | MAD | 6 | PASI-C |
| | | EPA 8260D | LMB | 70 | PASI-C |
| | | SW-846 | KDF | 1 | PASI-C |
| **92578597007** | **RW-103 (58-59')** | MADEP VPH | MAD | 6 | PASI-C |
| | | EPA 8260D | LMB | 70 | PASI-C |
| | | SW-846 | KDF | 1 | PASI-C |

PASI-C = Pace Analytical Services - Charlotte



This report shall not be reproduced, except in full,
without the written consent of Pace Analytical Services, LLC.

**Pace Analytical Services, LLC**
9800 Kincey Ave. Suite 100
Huntersville, NC 28078
(704)875-9092

## ANALYTICAL RESULTS

Project: CPC Huntersville/2020-L1-2448
Pace Project No.: 92578597

**Sample: RW-101 (22-24')** **Lab ID: 92578597001** Collected: 12/13/21 16:40 Received: 12/16/21 13:40 Matrix: Solid

***Results reported on a "dry weight" basis and are adjusted for percent moisture, sample size and any dilutions.***

| Parameters | Results | Units | Report Limit | DF | Prepared | Analyzed | CAS No. | Qual |
|---|---|---|---|---|---|---|---|---|
| **VPH NC Soil** | Analytical Method: MADEP VPH Preparation Method: MADEP VPH<br>Pace Analytical Services - Charlotte | | | | | | | |
| Total VPH (C5-C12) | **<3.6** | mg/kg | 3.6 | 1 | 12/17/21 12:23 | 12/17/21 13:50 | | N2 |
| Aliphatic (C05-C08) | **<3.6** | mg/kg | 3.6 | 1 | 12/17/21 12:23 | 12/17/21 13:50 | | N2 |
| Aliphatic(C09-C12) Adjusted | **<3.6** | mg/kg | 3.6 | 1 | 12/17/21 12:23 | 12/17/21 13:50 | | N2 |
| Aromatic (C09-C10) | **<3.6** | mg/kg | 3.6 | 1 | 12/17/21 12:23 | 12/17/21 13:50 | | N2 |
| ***Surrogates*** | | | | | | | | |
| 4-Bromofluorobenzene (FID) (S) | 96 | % | 70-130 | 1 | 12/17/21 12:23 | 12/17/21 13:50 | 460-00-4 | |
| 4-Bromofluorobenzene (PID) (S) | 89 | % | 70-130 | 1 | 12/17/21 12:23 | 12/17/21 13:50 | 460-00-4 | |
| **8260D/5035A/5030B Volatiles** | Analytical Method: EPA 8260D Preparation Method: EPA 5035A/5030B<br>Pace Analytical Services - Charlotte | | | | | | | |
| Acetone | **82.6J** | ug/kg | 119 | 1 | 12/17/21 08:30 | 12/17/21 13:52 | 67-64-1 | |
| Benzene | **90.0** | ug/kg | 5.9 | 1 | 12/17/21 08:30 | 12/17/21 13:52 | 71-43-2 | |
| Bromobenzene | **<5.9** | ug/kg | 5.9 | 1 | 12/17/21 08:30 | 12/17/21 13:52 | 108-86-1 | |
| Bromochloromethane | **<5.9** | ug/kg | 5.9 | 1 | 12/17/21 08:30 | 12/17/21 13:52 | 74-97-5 | |
| Bromodichloromethane | **<5.9** | ug/kg | 5.9 | 1 | 12/17/21 08:30 | 12/17/21 13:52 | 75-27-4 | |
| Bromoform | **<5.9** | ug/kg | 5.9 | 1 | 12/17/21 08:30 | 12/17/21 13:52 | 75-25-2 | |
| Bromomethane | **<11.9** | ug/kg | 11.9 | 1 | 12/17/21 08:30 | 12/17/21 13:52 | 74-83-9 | IH,v1 |
| 2-Butanone (MEK) | **47.6J** | ug/kg | 119 | 1 | 12/17/21 08:30 | 12/17/21 13:52 | 78-93-3 | |
| n-Butylbenzene | **<5.9** | ug/kg | 5.9 | 1 | 12/17/21 08:30 | 12/17/21 13:52 | 104-51-8 | |
| sec-Butylbenzene | **<5.9** | ug/kg | 5.9 | 1 | 12/17/21 08:30 | 12/17/21 13:52 | 135-98-8 | |
| tert-Butylbenzene | **<5.9** | ug/kg | 5.9 | 1 | 12/17/21 08:30 | 12/17/21 13:52 | 98-06-6 | |
| Carbon tetrachloride | **<5.9** | ug/kg | 5.9 | 1 | 12/17/21 08:30 | 12/17/21 13:52 | 56-23-5 | |
| Chlorobenzene | **<5.9** | ug/kg | 5.9 | 1 | 12/17/21 08:30 | 12/17/21 13:52 | 108-90-7 | |
| Chloroethane | **<11.9** | ug/kg | 11.9 | 1 | 12/17/21 08:30 | 12/17/21 13:52 | 75-00-3 | |
| Chloroform | **<5.9** | ug/kg | 5.9 | 1 | 12/17/21 08:30 | 12/17/21 13:52 | 67-66-3 | |
| Chloromethane | **<11.9** | ug/kg | 11.9 | 1 | 12/17/21 08:30 | 12/17/21 13:52 | 74-87-3 | |
| 2-Chlorotoluene | **<5.9** | ug/kg | 5.9 | 1 | 12/17/21 08:30 | 12/17/21 13:52 | 95-49-8 | |
| 4-Chlorotoluene | **<5.9** | ug/kg | 5.9 | 1 | 12/17/21 08:30 | 12/17/21 13:52 | 106-43-4 | |
| 1,2-Dibromo-3-chloropropane | **<5.9** | ug/kg | 5.9 | 1 | 12/17/21 08:30 | 12/17/21 13:52 | 96-12-8 | |
| Dibromochloromethane | **<5.9** | ug/kg | 5.9 | 1 | 12/17/21 08:30 | 12/17/21 13:52 | 124-48-1 | |
| 1,2-Dibromoethane (EDB) | **<5.9** | ug/kg | 5.9 | 1 | 12/17/21 08:30 | 12/17/21 13:52 | 106-93-4 | |
| Dibromomethane | **<5.9** | ug/kg | 5.9 | 1 | 12/17/21 08:30 | 12/17/21 13:52 | 74-95-3 | |
| 1,2-Dichlorobenzene | **<5.9** | ug/kg | 5.9 | 1 | 12/17/21 08:30 | 12/17/21 13:52 | 95-50-1 | |
| 1,3-Dichlorobenzene | **<5.9** | ug/kg | 5.9 | 1 | 12/17/21 08:30 | 12/17/21 13:52 | 541-73-1 | |
| 1,4-Dichlorobenzene | **<5.9** | ug/kg | 5.9 | 1 | 12/17/21 08:30 | 12/17/21 13:52 | 106-46-7 | |
| Dichlorodifluoromethane | **<11.9** | ug/kg | 11.9 | 1 | 12/17/21 08:30 | 12/17/21 13:52 | 75-71-8 | |
| 1,1-Dichloroethane | **<5.9** | ug/kg | 5.9 | 1 | 12/17/21 08:30 | 12/17/21 13:52 | 75-34-3 | |
| 1,2-Dichloroethane | **<5.9** | ug/kg | 5.9 | 1 | 12/17/21 08:30 | 12/17/21 13:52 | 107-06-2 | |
| 1,1-Dichloroethene | **<5.9** | ug/kg | 5.9 | 1 | 12/17/21 08:30 | 12/17/21 13:52 | 75-35-4 | |
| cis-1,2-Dichloroethene | **<5.9** | ug/kg | 5.9 | 1 | 12/17/21 08:30 | 12/17/21 13:52 | 156-59-2 | |
| trans-1,2-Dichloroethene | **<5.9** | ug/kg | 5.9 | 1 | 12/17/21 08:30 | 12/17/21 13:52 | 156-60-5 | |
| 1,2-Dichloropropane | **<5.9** | ug/kg | 5.9 | 1 | 12/17/21 08:30 | 12/17/21 13:52 | 78-87-5 | |
| 1,3-Dichloropropane | **<5.9** | ug/kg | 5.9 | 1 | 12/17/21 08:30 | 12/17/21 13:52 | 142-28-9 | |
| 2,2-Dichloropropane | **<5.9** | ug/kg | 5.9 | 1 | 12/17/21 08:30 | 12/17/21 13:52 | 594-20-7 | |
| 1,1-Dichloropropene | **<5.9** | ug/kg | 5.9 | 1 | 12/17/21 08:30 | 12/17/21 13:52 | 563-58-6 | |

## REPORT OF LABORATORY ANALYSIS

This report shall not be reproduced, except in full,
without the written consent of Pace Analytical Services, LLC.

**Pace Analytical Services, LLC**
9800 Kincey Ave. Suite 100
Huntersville, NC 28078
(704)875-9092

## ANALYTICAL RESULTS

Project: CPC Huntersville/2020-L1-2448
Pace Project No.: 92578597

**Sample: RW-101 (22-24')** **Lab ID: 92578597001** Collected: 12/13/21 16:40 Received: 12/16/21 13:40 Matrix: Solid

***Results reported on a "dry weight" basis and are adjusted for percent moisture, sample size and any dilutions.***

| Parameters | Results | Units | Report Limit | DF | Prepared | Analyzed | CAS No. | Qual |
|---|---|---|---|---|---|---|---|---|
| **8260D/5035A/5030B Volatiles** | Analytical Method: EPA 8260D Preparation Method: EPA 5035A/5030B<br>Pace Analytical Services - Charlotte | | | | | | | |
| cis-1,3-Dichloropropene | **<5.9** | ug/kg | 5.9 | 1 | 12/17/21 08:30 | 12/17/21 13:52 | 10061-01-5 | |
| trans-1,3-Dichloropropene | **<5.9** | ug/kg | 5.9 | 1 | 12/17/21 08:30 | 12/17/21 13:52 | 10061-02-6 | |
| Diisopropyl ether | **27.7** | ug/kg | 5.9 | 1 | 12/17/21 08:30 | 12/17/21 13:52 | 108-20-3 | |
| Ethylbenzene | **84.4** | ug/kg | 5.9 | 1 | 12/17/21 08:30 | 12/17/21 13:52 | 100-41-4 | |
| Hexachloro-1,3-butadiene | **<11.9** | ug/kg | 11.9 | 1 | 12/17/21 08:30 | 12/17/21 13:52 | 87-68-3 | |
| 2-Hexanone | **<59.4** | ug/kg | 59.4 | 1 | 12/17/21 08:30 | 12/17/21 13:52 | 591-78-6 | |
| Isopropylbenzene (Cumene) | **5.8J** | ug/kg | 5.9 | 1 | 12/17/21 08:30 | 12/17/21 13:52 | 98-82-8 | |
| p-Isopropyltoluene | **7.0** | ug/kg | 5.9 | 1 | 12/17/21 08:30 | 12/17/21 13:52 | 99-87-6 | |
| Methylene Chloride | **<23.8** | ug/kg | 23.8 | 1 | 12/17/21 08:30 | 12/17/21 13:52 | 75-09-2 | |
| 4-Methyl-2-pentanone (MIBK) | **<59.4** | ug/kg | 59.4 | 1 | 12/17/21 08:30 | 12/17/21 13:52 | 108-10-1 | |
| Methyl-tert-butyl ether | **<5.9** | ug/kg | 5.9 | 1 | 12/17/21 08:30 | 12/17/21 13:52 | 1634-04-4 | |
| Naphthalene | **22.4** | ug/kg | 5.9 | 1 | 12/17/21 08:30 | 12/17/21 13:52 | 91-20-3 | |
| n-Propylbenzene | **19.4** | ug/kg | 5.9 | 1 | 12/17/21 08:30 | 12/17/21 13:52 | 103-65-1 | |
| Styrene | **<5.9** | ug/kg | 5.9 | 1 | 12/17/21 08:30 | 12/17/21 13:52 | 100-42-5 | |
| 1,1,1,2-Tetrachloroethane | **<5.9** | ug/kg | 5.9 | 1 | 12/17/21 08:30 | 12/17/21 13:52 | 630-20-6 | |
| 1,1,2,2-Tetrachloroethane | **<5.9** | ug/kg | 5.9 | 1 | 12/17/21 08:30 | 12/17/21 13:52 | 79-34-5 | |
| Tetrachloroethene | **<5.9** | ug/kg | 5.9 | 1 | 12/17/21 08:30 | 12/17/21 13:52 | 127-18-4 | |
| Toluene | **582** | ug/kg | 5.9 | 1 | 12/17/21 08:30 | 12/17/21 13:52 | 108-88-3 | |
| 1,2,3-Trichlorobenzene | **<5.9** | ug/kg | 5.9 | 1 | 12/17/21 08:30 | 12/17/21 13:52 | 87-61-6 | |
| 1,2,4-Trichlorobenzene | **<5.9** | ug/kg | 5.9 | 1 | 12/17/21 08:30 | 12/17/21 13:52 | 120-82-1 | |
| 1,1,1-Trichloroethane | **<5.9** | ug/kg | 5.9 | 1 | 12/17/21 08:30 | 12/17/21 13:52 | 71-55-6 | |
| 1,1,2-Trichloroethane | **<5.9** | ug/kg | 5.9 | 1 | 12/17/21 08:30 | 12/17/21 13:52 | 79-00-5 | |
| Trichloroethene | **<5.9** | ug/kg | 5.9 | 1 | 12/17/21 08:30 | 12/17/21 13:52 | 79-01-6 | |
| Trichlorofluoromethane | **<5.9** | ug/kg | 5.9 | 1 | 12/17/21 08:30 | 12/17/21 13:52 | 75-69-4 | |
| 1,2,3-Trichloropropane | **<5.9** | ug/kg | 5.9 | 1 | 12/17/21 08:30 | 12/17/21 13:52 | 96-18-4 | |
| 1,2,4-Trimethylbenzene | **126** | ug/kg | 5.9 | 1 | 12/17/21 08:30 | 12/17/21 13:52 | 95-63-6 | |
| 1,3,5-Trimethylbenzene | **34.0** | ug/kg | 5.9 | 1 | 12/17/21 08:30 | 12/17/21 13:52 | 108-67-8 | |
| Vinyl acetate | **<59.4** | ug/kg | 59.4 | 1 | 12/17/21 08:30 | 12/17/21 13:52 | 108-05-4 | |
| Vinyl chloride | **<11.9** | ug/kg | 11.9 | 1 | 12/17/21 08:30 | 12/17/21 13:52 | 75-01-4 | |
| Xylene (Total) | **465** | ug/kg | 11.9 | 1 | 12/17/21 08:30 | 12/17/21 13:52 | 1330-20-7 | |
| m&p-Xylene | **325** | ug/kg | 11.9 | 1 | 12/17/21 08:30 | 12/17/21 13:52 | 179601-23-1 | |
| o-Xylene | **140** | ug/kg | 5.9 | 1 | 12/17/21 08:30 | 12/17/21 13:52 | 95-47-6 | |
| ***Surrogates*** | | | | | | | | |
| Toluene-d8 (S) | 98 | % | 70-130 | 1 | 12/17/21 08:30 | 12/17/21 13:52 | 2037-26-5 | |
| 4-Bromofluorobenzene (S) | 99 | % | 69-134 | 1 | 12/17/21 08:30 | 12/17/21 13:52 | 460-00-4 | |
| 1,2-Dichloroethane-d4 (S) | 100 | % | 70-130 | 1 | 12/17/21 08:30 | 12/17/21 13:52 | 17060-07-0 | |
| **Percent Moisture** | Analytical Method: SW-846<br>Pace Analytical Services - Charlotte | | | | | | | |
| Percent Moisture | **13.3** | % | 0.10 | 1 | | 12/17/21 16:45 | | N2 |

## REPORT OF LABORATORY ANALYSIS

This report shall not be reproduced, except in full,
without the written consent of Pace Analytical Services, LLC.

**Pace Analytical Services, LLC**
9800 Kincey Ave. Suite 100
Huntersville, NC 28078
(704)875-9092

## ANALYTICAL RESULTS

Project: CPC Huntersville/2020-L1-2448
Pace Project No.: 92578597

**Sample: RW-101 (50-52')** **Lab ID: 92578597002** Collected: 12/13/21 16:45 Received: 12/16/21 13:40 Matrix: Solid

***Results reported on a "dry weight" basis and are adjusted for percent moisture, sample size and any dilutions.***

| Parameters | Results | Units | Report Limit | DF | Prepared | Analyzed | CAS No. | Qual |
|---|---|---|---|---|---|---|---|---|
| **VPH NC Soil** | Analytical Method: MADEP VPH Preparation Method: MADEP VPH<br>Pace Analytical Services - Charlotte | | | | | | | |
| Total VPH (C5-C12) | **1210** | mg/kg | 5.4 | 2 | 12/20/21 17:14 | 12/21/21 12:34 | | N2 |
| Aliphatic (C05-C08) | **924** | mg/kg | 5.4 | 2 | 12/20/21 17:14 | 12/21/21 12:34 | | N2 |
| Aliphatic(C09-C12) Adjusted | **206** | mg/kg | 5.4 | 2 | 12/20/21 17:14 | 12/21/21 12:34 | | N2 |
| Aromatic (C09-C10) | **77.1** | mg/kg | 5.4 | 2 | 12/20/21 17:14 | 12/21/21 12:34 | | N2 |
| ***Surrogates*** | | | | | | | | |
| 4-Bromofluorobenzene (FID) (S) | 153 | % | 70-130 | 2 | 12/20/21 17:14 | 12/21/21 12:34 | 460-00-4 | S2 |
| 4-Bromofluorobenzene (PID) (S) | 96 | % | 70-130 | 2 | 12/20/21 17:14 | 12/21/21 12:34 | 460-00-4 | |
| **8260D/5035A/5030B Volatiles** | Analytical Method: EPA 8260D Preparation Method: EPA 5035A/5030B<br>Pace Analytical Services - Charlotte | | | | | | | |
| Acetone | **<1450** | ug/kg | 1450 | 12.5 | 12/17/21 08:30 | 12/17/21 17:34 | 67-64-1 | |
| Benzene | **6050** | ug/kg | 72.3 | 12.5 | 12/17/21 08:30 | 12/17/21 17:34 | 71-43-2 | |
| Bromobenzene | **<72.3** | ug/kg | 72.3 | 12.5 | 12/17/21 08:30 | 12/17/21 17:34 | 108-86-1 | |
| Bromochloromethane | **<72.3** | ug/kg | 72.3 | 12.5 | 12/17/21 08:30 | 12/17/21 17:34 | 74-97-5 | |
| Bromodichloromethane | **<72.3** | ug/kg | 72.3 | 12.5 | 12/17/21 08:30 | 12/17/21 17:34 | 75-27-4 | |
| Bromoform | **<72.3** | ug/kg | 72.3 | 12.5 | 12/17/21 08:30 | 12/17/21 17:34 | 75-25-2 | |
| Bromomethane | **<145** | ug/kg | 145 | 12.5 | 12/17/21 08:30 | 12/17/21 17:34 | 74-83-9 | IH,v1 |
| 2-Butanone (MEK) | **<1450** | ug/kg | 1450 | 12.5 | 12/17/21 08:30 | 12/17/21 17:34 | 78-93-3 | |
| n-Butylbenzene | **1490** | ug/kg | 72.3 | 12.5 | 12/17/21 08:30 | 12/17/21 17:34 | 104-51-8 | |
| sec-Butylbenzene | **<72.3** | ug/kg | 72.3 | 12.5 | 12/17/21 08:30 | 12/17/21 17:34 | 135-98-8 | |
| tert-Butylbenzene | **<72.3** | ug/kg | 72.3 | 12.5 | 12/17/21 08:30 | 12/17/21 17:34 | 98-06-6 | |
| Carbon tetrachloride | **<72.3** | ug/kg | 72.3 | 12.5 | 12/17/21 08:30 | 12/17/21 17:34 | 56-23-5 | |
| Chlorobenzene | **<72.3** | ug/kg | 72.3 | 12.5 | 12/17/21 08:30 | 12/17/21 17:34 | 108-90-7 | |
| Chloroethane | **<145** | ug/kg | 145 | 12.5 | 12/17/21 08:30 | 12/17/21 17:34 | 75-00-3 | |
| Chloroform | **<72.3** | ug/kg | 72.3 | 12.5 | 12/17/21 08:30 | 12/17/21 17:34 | 67-66-3 | |
| Chloromethane | **<145** | ug/kg | 145 | 12.5 | 12/17/21 08:30 | 12/17/21 17:34 | 74-87-3 | |
| 2-Chlorotoluene | **<72.3** | ug/kg | 72.3 | 12.5 | 12/17/21 08:30 | 12/17/21 17:34 | 95-49-8 | |
| 4-Chlorotoluene | **<72.3** | ug/kg | 72.3 | 12.5 | 12/17/21 08:30 | 12/17/21 17:34 | 106-43-4 | |
| 1,2-Dibromo-3-chloropropane | **<72.3** | ug/kg | 72.3 | 12.5 | 12/17/21 08:30 | 12/17/21 17:34 | 96-12-8 | |
| Dibromochloromethane | **<72.3** | ug/kg | 72.3 | 12.5 | 12/17/21 08:30 | 12/17/21 17:34 | 124-48-1 | |
| 1,2-Dibromoethane (EDB) | **<72.3** | ug/kg | 72.3 | 12.5 | 12/17/21 08:30 | 12/17/21 17:34 | 106-93-4 | |
| Dibromomethane | **<72.3** | ug/kg | 72.3 | 12.5 | 12/17/21 08:30 | 12/17/21 17:34 | 74-95-3 | |
| 1,2-Dichlorobenzene | **<72.3** | ug/kg | 72.3 | 12.5 | 12/17/21 08:30 | 12/17/21 17:34 | 95-50-1 | |
| 1,3-Dichlorobenzene | **<72.3** | ug/kg | 72.3 | 12.5 | 12/17/21 08:30 | 12/17/21 17:34 | 541-73-1 | |
| 1,4-Dichlorobenzene | **<72.3** | ug/kg | 72.3 | 12.5 | 12/17/21 08:30 | 12/17/21 17:34 | 106-46-7 | |
| Dichlorodifluoromethane | **<145** | ug/kg | 145 | 12.5 | 12/17/21 08:30 | 12/17/21 17:34 | 75-71-8 | |
| 1,1-Dichloroethane | **<72.3** | ug/kg | 72.3 | 12.5 | 12/17/21 08:30 | 12/17/21 17:34 | 75-34-3 | |
| 1,2-Dichloroethane | **<72.3** | ug/kg | 72.3 | 12.5 | 12/17/21 08:30 | 12/17/21 17:34 | 107-06-2 | |
| 1,1-Dichloroethene | **<72.3** | ug/kg | 72.3 | 12.5 | 12/17/21 08:30 | 12/17/21 17:34 | 75-35-4 | |
| cis-1,2-Dichloroethene | **<72.3** | ug/kg | 72.3 | 12.5 | 12/17/21 08:30 | 12/17/21 17:34 | 156-59-2 | |
| trans-1,2-Dichloroethene | **<72.3** | ug/kg | 72.3 | 12.5 | 12/17/21 08:30 | 12/17/21 17:34 | 156-60-5 | |
| 1,2-Dichloropropane | **<72.3** | ug/kg | 72.3 | 12.5 | 12/17/21 08:30 | 12/17/21 17:34 | 78-87-5 | |
| 1,3-Dichloropropane | **<72.3** | ug/kg | 72.3 | 12.5 | 12/17/21 08:30 | 12/17/21 17:34 | 142-28-9 | |
| 2,2-Dichloropropane | **<72.3** | ug/kg | 72.3 | 12.5 | 12/17/21 08:30 | 12/17/21 17:34 | 594-20-7 | |
| 1,1-Dichloropropene | **<72.3** | ug/kg | 72.3 | 12.5 | 12/17/21 08:30 | 12/17/21 17:34 | 563-58-6 | |

## REPORT OF LABORATORY ANALYSIS

This report shall not be reproduced, except in full,
without the written consent of Pace Analytical Services, LLC.

**Pace Analytical Services, LLC**
9800 Kincey Ave. Suite 100
Huntersville, NC 28078
(704)875-9092

## ANALYTICAL RESULTS

Project: CPC Huntersville/2020-L1-2448
Pace Project No.: 92578597

**Sample: RW-101 (50-52')** **Lab ID: 92578597002** Collected: 12/13/21 16:45 Received: 12/16/21 13:40 Matrix: Solid

***Results reported on a "dry weight" basis and are adjusted for percent moisture, sample size and any dilutions.***

| Parameters | Results | Units | Report Limit | DF | Prepared | Analyzed | CAS No. | Qual |
|---|---|---|---|---|---|---|---|---|
| **8260D/5035A/5030B Volatiles** | Analytical Method: EPA 8260D Preparation Method: EPA 5035A/5030B<br>Pace Analytical Services - Charlotte | | | | | | | |
| cis-1,3-Dichloropropene | **<72.3** | ug/kg | 72.3 | 12.5 | 12/17/21 08:30 | 12/17/21 17:34 | 10061-01-5 | |
| trans-1,3-Dichloropropene | **<72.3** | ug/kg | 72.3 | 12.5 | 12/17/21 08:30 | 12/17/21 17:34 | 10061-02-6 | |
| Diisopropyl ether | **249** | ug/kg | 72.3 | 12.5 | 12/17/21 08:30 | 12/17/21 17:34 | 108-20-3 | |
| Ethylbenzene | **14000** | ug/kg | 72.3 | 12.5 | 12/17/21 08:30 | 12/17/21 17:34 | 100-41-4 | |
| Hexachloro-1,3-butadiene | **<145** | ug/kg | 145 | 12.5 | 12/17/21 08:30 | 12/17/21 17:34 | 87-68-3 | |
| 2-Hexanone | **<723** | ug/kg | 723 | 12.5 | 12/17/21 08:30 | 12/17/21 17:34 | 591-78-6 | |
| Isopropylbenzene (Cumene) | **1320** | ug/kg | 72.3 | 12.5 | 12/17/21 08:30 | 12/17/21 17:34 | 98-82-8 | |
| p-Isopropyltoluene | **1240** | ug/kg | 72.3 | 12.5 | 12/17/21 08:30 | 12/17/21 17:34 | 99-87-6 | |
| Methylene Chloride | **<289** | ug/kg | 289 | 12.5 | 12/17/21 08:30 | 12/17/21 17:34 | 75-09-2 | |
| 4-Methyl-2-pentanone (MIBK) | **1040** | ug/kg | 723 | 12.5 | 12/17/21 08:30 | 12/17/21 17:34 | 108-10-1 | |
| Methyl-tert-butyl ether | **<72.3** | ug/kg | 72.3 | 12.5 | 12/17/21 08:30 | 12/17/21 17:34 | 1634-04-4 | |
| Naphthalene | **3330** | ug/kg | 72.3 | 12.5 | 12/17/21 08:30 | 12/17/21 17:34 | 91-20-3 | |
| n-Propylbenzene | **5180** | ug/kg | 72.3 | 12.5 | 12/17/21 08:30 | 12/17/21 17:34 | 103-65-1 | |
| Styrene | **<72.3** | ug/kg | 72.3 | 12.5 | 12/17/21 08:30 | 12/17/21 17:34 | 100-42-5 | |
| 1,1,1,2-Tetrachloroethane | **<72.3** | ug/kg | 72.3 | 12.5 | 12/17/21 08:30 | 12/17/21 17:34 | 630-20-6 | |
| 1,1,2,2-Tetrachloroethane | **<72.3** | ug/kg | 72.3 | 12.5 | 12/17/21 08:30 | 12/17/21 17:34 | 79-34-5 | |
| Tetrachloroethene | **<72.3** | ug/kg | 72.3 | 12.5 | 12/17/21 08:30 | 12/17/21 17:34 | 127-18-4 | |
| Toluene | **54800** | ug/kg | 72.3 | 12.5 | 12/17/21 08:30 | 12/17/21 17:34 | 108-88-3 | |
| 1,2,3-Trichlorobenzene | **<72.3** | ug/kg | 72.3 | 12.5 | 12/17/21 08:30 | 12/17/21 17:34 | 87-61-6 | |
| 1,2,4-Trichlorobenzene | **<72.3** | ug/kg | 72.3 | 12.5 | 12/17/21 08:30 | 12/17/21 17:34 | 120-82-1 | |
| 1,1,1-Trichloroethane | **<72.3** | ug/kg | 72.3 | 12.5 | 12/17/21 08:30 | 12/17/21 17:34 | 71-55-6 | |
| 1,1,2-Trichloroethane | **<72.3** | ug/kg | 72.3 | 12.5 | 12/17/21 08:30 | 12/17/21 17:34 | 79-00-5 | |
| Trichloroethene | **<72.3** | ug/kg | 72.3 | 12.5 | 12/17/21 08:30 | 12/17/21 17:34 | 79-01-6 | |
| Trichlorofluoromethane | **<72.3** | ug/kg | 72.3 | 12.5 | 12/17/21 08:30 | 12/17/21 17:34 | 75-69-4 | |
| 1,2,3-Trichloropropane | **<72.3** | ug/kg | 72.3 | 12.5 | 12/17/21 08:30 | 12/17/21 17:34 | 96-18-4 | |
| 1,2,4-Trimethylbenzene | **30400** | ug/kg | 72.3 | 12.5 | 12/17/21 08:30 | 12/17/21 17:34 | 95-63-6 | |
| 1,3,5-Trimethylbenzene | **8770** | ug/kg | 72.3 | 12.5 | 12/17/21 08:30 | 12/17/21 17:34 | 108-67-8 | |
| Vinyl acetate | **<723** | ug/kg | 723 | 12.5 | 12/17/21 08:30 | 12/17/21 17:34 | 108-05-4 | |
| Vinyl chloride | **<145** | ug/kg | 145 | 12.5 | 12/17/21 08:30 | 12/17/21 17:34 | 75-01-4 | |
| Xylene (Total) | **77200** | ug/kg | 145 | 12.5 | 12/17/21 08:30 | 12/17/21 17:34 | 1330-20-7 | |
| m&p-Xylene | **55900** | ug/kg | 145 | 12.5 | 12/17/21 08:30 | 12/17/21 17:34 | 179601-23-1 | |
| o-Xylene | **21300** | ug/kg | 72.3 | 12.5 | 12/17/21 08:30 | 12/17/21 17:34 | 95-47-6 | |
| ***Surrogates*** | | | | | | | | |
| Toluene-d8 (S) | 96 | % | 70-130 | 12.5 | 12/17/21 08:30 | 12/17/21 17:34 | 2037-26-5 | |
| 4-Bromofluorobenzene (S) | 99 | % | 69-134 | 12.5 | 12/17/21 08:30 | 12/17/21 17:34 | 460-00-4 | |
| 1,2-Dichloroethane-d4 (S) | 102 | % | 70-130 | 12.5 | 12/17/21 08:30 | 12/17/21 17:34 | 17060-07-0 | |
| **Percent Moisture** | Analytical Method: SW-846<br>Pace Analytical Services - Charlotte | | | | | | | |
| Percent Moisture | **12.4** | % | 0.10 | 1 | | 12/17/21 16:46 | | N2 |

## REPORT OF LABORATORY ANALYSIS

This report shall not be reproduced, except in full,
without the written consent of Pace Analytical Services, LLC.

**Pace Analytical Services, LLC**
9800 Kincey Ave. Suite 100
Huntersville, NC 28078
(704)875-9092

## ANALYTICAL RESULTS

Project: CPC Huntersville/2020-L1-2448
Pace Project No.: 92578597

**Sample: RW-102 (16-18')** **Lab ID: 92578597003** Collected: 12/14/21 14:55 Received: 12/16/21 13:40 Matrix: Solid

***Results reported on a "dry weight" basis and are adjusted for percent moisture, sample size and any dilutions.***

| Parameters | Results | Units | Report Limit | DF | Prepared | Analyzed | CAS No. | Qual |
|---|---|---|---|---|---|---|---|---|
| **VPH NC Soil** | Analytical Method: MADEP VPH Preparation Method: MADEP VPH<br>Pace Analytical Services - Charlotte | | | | | | | |
| Total VPH (C5-C12) | **82.6** | mg/kg | 5.1 | 1 | 12/17/21 12:23 | 12/17/21 14:47 | | N2 |
| Aliphatic (C05-C08) | **57.7** | mg/kg | 5.1 | 1 | 12/17/21 12:23 | 12/17/21 14:47 | | N2 |
| Aliphatic(C09-C12) Adjusted | **23.2** | mg/kg | 5.1 | 1 | 12/17/21 12:23 | 12/17/21 14:47 | | N2 |
| Aromatic (C09-C10) | **<5.1** | mg/kg | 5.1 | 1 | 12/17/21 12:23 | 12/17/21 14:47 | | N2 |
| ***Surrogates*** | | | | | | | | |
| 4-Bromofluorobenzene (FID) (S) | 106 | % | 70-130 | 1 | 12/17/21 12:23 | 12/17/21 14:47 | 460-00-4 | |
| 4-Bromofluorobenzene (PID) (S) | 90 | % | 70-130 | 1 | 12/17/21 12:23 | 12/17/21 14:47 | 460-00-4 | |
| **8260D/5035A/5030B Volatiles** | Analytical Method: EPA 8260D Preparation Method: EPA 5035A/5030B<br>Pace Analytical Services - Charlotte | | | | | | | |
| Acetone | **399** | ug/kg | 152 | 1 | 12/17/21 08:30 | 12/17/21 14:11 | 67-64-1 | |
| Benzene | **21.6** | ug/kg | 7.6 | 1 | 12/17/21 08:30 | 12/17/21 14:11 | 71-43-2 | |
| Bromobenzene | **<7.6** | ug/kg | 7.6 | 1 | 12/17/21 08:30 | 12/17/21 14:11 | 108-86-1 | |
| Bromochloromethane | **<7.6** | ug/kg | 7.6 | 1 | 12/17/21 08:30 | 12/17/21 14:11 | 74-97-5 | |
| Bromodichloromethane | **<7.6** | ug/kg | 7.6 | 1 | 12/17/21 08:30 | 12/17/21 14:11 | 75-27-4 | |
| Bromoform | **<7.6** | ug/kg | 7.6 | 1 | 12/17/21 08:30 | 12/17/21 14:11 | 75-25-2 | |
| Bromomethane | **<15.2** | ug/kg | 15.2 | 1 | 12/17/21 08:30 | 12/17/21 14:11 | 74-83-9 | IH,v1 |
| 2-Butanone (MEK) | **182** | ug/kg | 152 | 1 | 12/17/21 08:30 | 12/17/21 14:11 | 78-93-3 | |
| n-Butylbenzene | **<7.6** | ug/kg | 7.6 | 1 | 12/17/21 08:30 | 12/17/21 14:11 | 104-51-8 | |
| sec-Butylbenzene | **<7.6** | ug/kg | 7.6 | 1 | 12/17/21 08:30 | 12/17/21 14:11 | 135-98-8 | |
| tert-Butylbenzene | **<7.6** | ug/kg | 7.6 | 1 | 12/17/21 08:30 | 12/17/21 14:11 | 98-06-6 | |
| Carbon tetrachloride | **<7.6** | ug/kg | 7.6 | 1 | 12/17/21 08:30 | 12/17/21 14:11 | 56-23-5 | |
| Chlorobenzene | **<7.6** | ug/kg | 7.6 | 1 | 12/17/21 08:30 | 12/17/21 14:11 | 108-90-7 | |
| Chloroethane | **<15.2** | ug/kg | 15.2 | 1 | 12/17/21 08:30 | 12/17/21 14:11 | 75-00-3 | |
| Chloroform | **<7.6** | ug/kg | 7.6 | 1 | 12/17/21 08:30 | 12/17/21 14:11 | 67-66-3 | |
| Chloromethane | **<15.2** | ug/kg | 15.2 | 1 | 12/17/21 08:30 | 12/17/21 14:11 | 74-87-3 | |
| 2-Chlorotoluene | **<7.6** | ug/kg | 7.6 | 1 | 12/17/21 08:30 | 12/17/21 14:11 | 95-49-8 | |
| 4-Chlorotoluene | **<7.6** | ug/kg | 7.6 | 1 | 12/17/21 08:30 | 12/17/21 14:11 | 106-43-4 | |
| 1,2-Dibromo-3-chloropropane | **<7.6** | ug/kg | 7.6 | 1 | 12/17/21 08:30 | 12/17/21 14:11 | 96-12-8 | |
| Dibromochloromethane | **<7.6** | ug/kg | 7.6 | 1 | 12/17/21 08:30 | 12/17/21 14:11 | 124-48-1 | |
| 1,2-Dibromoethane (EDB) | **<7.6** | ug/kg | 7.6 | 1 | 12/17/21 08:30 | 12/17/21 14:11 | 106-93-4 | |
| Dibromomethane | **<7.6** | ug/kg | 7.6 | 1 | 12/17/21 08:30 | 12/17/21 14:11 | 74-95-3 | |
| 1,2-Dichlorobenzene | **<7.6** | ug/kg | 7.6 | 1 | 12/17/21 08:30 | 12/17/21 14:11 | 95-50-1 | |
| 1,3-Dichlorobenzene | **<7.6** | ug/kg | 7.6 | 1 | 12/17/21 08:30 | 12/17/21 14:11 | 541-73-1 | |
| 1,4-Dichlorobenzene | **<7.6** | ug/kg | 7.6 | 1 | 12/17/21 08:30 | 12/17/21 14:11 | 106-46-7 | |
| Dichlorodifluoromethane | **<15.2** | ug/kg | 15.2 | 1 | 12/17/21 08:30 | 12/17/21 14:11 | 75-71-8 | |
| 1,1-Dichloroethane | **<7.6** | ug/kg | 7.6 | 1 | 12/17/21 08:30 | 12/17/21 14:11 | 75-34-3 | |
| 1,2-Dichloroethane | **<7.6** | ug/kg | 7.6 | 1 | 12/17/21 08:30 | 12/17/21 14:11 | 107-06-2 | |
| 1,1-Dichloroethene | **<7.6** | ug/kg | 7.6 | 1 | 12/17/21 08:30 | 12/17/21 14:11 | 75-35-4 | |
| cis-1,2-Dichloroethene | **<7.6** | ug/kg | 7.6 | 1 | 12/17/21 08:30 | 12/17/21 14:11 | 156-59-2 | |
| trans-1,2-Dichloroethene | **<7.6** | ug/kg | 7.6 | 1 | 12/17/21 08:30 | 12/17/21 14:11 | 156-60-5 | |
| 1,2-Dichloropropane | **<7.6** | ug/kg | 7.6 | 1 | 12/17/21 08:30 | 12/17/21 14:11 | 78-87-5 | |
| 1,3-Dichloropropane | **<7.6** | ug/kg | 7.6 | 1 | 12/17/21 08:30 | 12/17/21 14:11 | 142-28-9 | |
| 2,2-Dichloropropane | **<7.6** | ug/kg | 7.6 | 1 | 12/17/21 08:30 | 12/17/21 14:11 | 594-20-7 | |
| 1,1-Dichloropropene | **<7.6** | ug/kg | 7.6 | 1 | 12/17/21 08:30 | 12/17/21 14:11 | 563-58-6 | |

## REPORT OF LABORATORY ANALYSIS

This report shall not be reproduced, except in full,
without the written consent of Pace Analytical Services, LLC.

**Pace Analytical Services, LLC**
9800 Kincey Ave. Suite 100
Huntersville, NC 28078
(704)875-9092

## ANALYTICAL RESULTS

Project: CPC Huntersville/2020-L1-2448
Pace Project No.: 92578597

**Sample: RW-102 (16-18')** **Lab ID: 92578597003** Collected: 12/14/21 14:55 Received: 12/16/21 13:40 Matrix: Solid

***Results reported on a "dry weight" basis and are adjusted for percent moisture, sample size and any dilutions.***

| Parameters | Results | Units | Report Limit | DF | Prepared | Analyzed | CAS No. | Qual |
|---|---|---|---|---|---|---|---|---|
| **8260D/5035A/5030B Volatiles** | Analytical Method: EPA 8260D Preparation Method: EPA 5035A/5030B<br>Pace Analytical Services - Charlotte | | | | | | | |
| cis-1,3-Dichloropropene | **<7.6** | ug/kg | 7.6 | 1 | 12/17/21 08:30 | 12/17/21 14:11 | 10061-01-5 | |
| trans-1,3-Dichloropropene | **<7.6** | ug/kg | 7.6 | 1 | 12/17/21 08:30 | 12/17/21 14:11 | 10061-02-6 | |
| Diisopropyl ether | **35.4** | ug/kg | 7.6 | 1 | 12/17/21 08:30 | 12/17/21 14:11 | 108-20-3 | |
| Ethylbenzene | **38.6** | ug/kg | 7.6 | 1 | 12/17/21 08:30 | 12/17/21 14:11 | 100-41-4 | |
| Hexachloro-1,3-butadiene | **<15.2** | ug/kg | 15.2 | 1 | 12/17/21 08:30 | 12/17/21 14:11 | 87-68-3 | |
| 2-Hexanone | **<75.9** | ug/kg | 75.9 | 1 | 12/17/21 08:30 | 12/17/21 14:11 | 591-78-6 | |
| Isopropylbenzene (Cumene) | **<7.6** | ug/kg | 7.6 | 1 | 12/17/21 08:30 | 12/17/21 14:11 | 98-82-8 | |
| p-Isopropyltoluene | **<7.6** | ug/kg | 7.6 | 1 | 12/17/21 08:30 | 12/17/21 14:11 | 99-87-6 | |
| Methylene Chloride | **<30.3** | ug/kg | 30.3 | 1 | 12/17/21 08:30 | 12/17/21 14:11 | 75-09-2 | |
| 4-Methyl-2-pentanone (MIBK) | **<75.9** | ug/kg | 75.9 | 1 | 12/17/21 08:30 | 12/17/21 14:11 | 108-10-1 | |
| Methyl-tert-butyl ether | **25.5** | ug/kg | 7.6 | 1 | 12/17/21 08:30 | 12/17/21 14:11 | 1634-04-4 | |
| Naphthalene | **114** | ug/kg | 7.6 | 1 | 12/17/21 08:30 | 12/17/21 14:11 | 91-20-3 | |
| n-Propylbenzene | **17.7** | ug/kg | 7.6 | 1 | 12/17/21 08:30 | 12/17/21 14:11 | 103-65-1 | |
| Styrene | **<7.6** | ug/kg | 7.6 | 1 | 12/17/21 08:30 | 12/17/21 14:11 | 100-42-5 | |
| 1,1,1,2-Tetrachloroethane | **<7.6** | ug/kg | 7.6 | 1 | 12/17/21 08:30 | 12/17/21 14:11 | 630-20-6 | |
| 1,1,2,2-Tetrachloroethane | **<7.6** | ug/kg | 7.6 | 1 | 12/17/21 08:30 | 12/17/21 14:11 | 79-34-5 | |
| Tetrachloroethene | **<7.6** | ug/kg | 7.6 | 1 | 12/17/21 08:30 | 12/17/21 14:11 | 127-18-4 | |
| Toluene | **187** | ug/kg | 7.6 | 1 | 12/17/21 08:30 | 12/17/21 14:11 | 108-88-3 | |
| 1,2,3-Trichlorobenzene | **<7.6** | ug/kg | 7.6 | 1 | 12/17/21 08:30 | 12/17/21 14:11 | 87-61-6 | |
| 1,2,4-Trichlorobenzene | **<7.6** | ug/kg | 7.6 | 1 | 12/17/21 08:30 | 12/17/21 14:11 | 120-82-1 | |
| 1,1,1-Trichloroethane | **<7.6** | ug/kg | 7.6 | 1 | 12/17/21 08:30 | 12/17/21 14:11 | 71-55-6 | |
| 1,1,2-Trichloroethane | **<7.6** | ug/kg | 7.6 | 1 | 12/17/21 08:30 | 12/17/21 14:11 | 79-00-5 | |
| Trichloroethene | **<7.6** | ug/kg | 7.6 | 1 | 12/17/21 08:30 | 12/17/21 14:11 | 79-01-6 | |
| Trichlorofluoromethane | **<7.6** | ug/kg | 7.6 | 1 | 12/17/21 08:30 | 12/17/21 14:11 | 75-69-4 | |
| 1,2,3-Trichloropropane | **<7.6** | ug/kg | 7.6 | 1 | 12/17/21 08:30 | 12/17/21 14:11 | 96-18-4 | |
| 1,2,4-Trimethylbenzene | **127** | ug/kg | 7.6 | 1 | 12/17/21 08:30 | 12/17/21 14:11 | 95-63-6 | |
| 1,3,5-Trimethylbenzene | **42.6** | ug/kg | 7.6 | 1 | 12/17/21 08:30 | 12/17/21 14:11 | 108-67-8 | |
| Vinyl acetate | **<75.9** | ug/kg | 75.9 | 1 | 12/17/21 08:30 | 12/17/21 14:11 | 108-05-4 | |
| Vinyl chloride | **<15.2** | ug/kg | 15.2 | 1 | 12/17/21 08:30 | 12/17/21 14:11 | 75-01-4 | |
| Xylene (Total) | **213** | ug/kg | 15.2 | 1 | 12/17/21 08:30 | 12/17/21 14:11 | 1330-20-7 | |
| m&p-Xylene | **158** | ug/kg | 15.2 | 1 | 12/17/21 08:30 | 12/17/21 14:11 | 179601-23-1 | |
| o-Xylene | **55.0** | ug/kg | 7.6 | 1 | 12/17/21 08:30 | 12/17/21 14:11 | 95-47-6 | |
| ***Surrogates*** | | | | | | | | |
| Toluene-d8 (S) | 98 | % | 70-130 | 1 | 12/17/21 08:30 | 12/17/21 14:11 | 2037-26-5 | |
| 4-Bromofluorobenzene (S) | 99 | % | 69-134 | 1 | 12/17/21 08:30 | 12/17/21 14:11 | 460-00-4 | |
| 1,2-Dichloroethane-d4 (S) | 100 | % | 70-130 | 1 | 12/17/21 08:30 | 12/17/21 14:11 | 17060-07-0 | |
| **Percent Moisture** | Analytical Method: SW-846<br>Pace Analytical Services - Charlotte | | | | | | | |
| Percent Moisture | **16.5** | % | 0.10 | 1 | | 12/17/21 16:46 | | N2 |

## REPORT OF LABORATORY ANALYSIS

This report shall not be reproduced, except in full,
without the written consent of Pace Analytical Services, LLC.

**Pace Analytical Services, LLC**
9800 Kincey Ave. Suite 100
Huntersville, NC 28078
(704)875-9092

## ANALYTICAL RESULTS

Project: CPC Huntersville/2020-L1-2448
Pace Project No.: 92578597

**Sample: RW-102 (36-38')** **Lab ID: 92578597004** Collected: 12/14/21 15:00 Received: 12/16/21 13:40 Matrix: Solid

***Results reported on a "dry weight" basis and are adjusted for percent moisture, sample size and any dilutions.***

| Parameters | Results | Units | Report Limit | DF | Prepared | Analyzed | CAS No. | Qual |
|---|---|---|---|---|---|---|---|---|
| **VPH NC Soil** | Analytical Method: MADEP VPH Preparation Method: MADEP VPH<br>Pace Analytical Services - Charlotte | | | | | | | |
| Total VPH (C5-C12) | **26000** | mg/kg | 308 | 100 | 12/20/21 17:14 | 12/21/21 13:59 | | N2 |
| Aliphatic (C05-C08) | **18200** | mg/kg | 308 | 100 | 12/20/21 17:14 | 12/21/21 13:59 | | N2 |
| Aliphatic(C09-C12) Adjusted | **5290** | mg/kg | 308 | 100 | 12/20/21 17:14 | 12/21/21 13:59 | | N2 |
| Aromatic (C09-C10) | **2490** | mg/kg | 308 | 100 | 12/20/21 17:14 | 12/21/21 13:59 | | N2 |
| ***Surrogates*** | | | | | | | | |
| 4-Bromofluorobenzene (FID) (S) | 112 | % | 70-130 | 100 | 12/20/21 17:14 | 12/21/21 13:59 | 460-00-4 | |
| 4-Bromofluorobenzene (PID) (S) | 95 | % | 70-130 | 100 | 12/20/21 17:14 | 12/21/21 13:59 | 460-00-4 | |
| **8260D/5035A/5030B Volatiles** | Analytical Method: EPA 8260D Preparation Method: EPA 5035A/5030B<br>Pace Analytical Services - Charlotte | | | | | | | |
| Acetone | **<38800** | ug/kg | 38800 | 200 | 12/17/21 08:30 | 12/17/21 17:52 | 67-64-1 | |
| Benzene | **134000** | ug/kg | 1940 | 200 | 12/17/21 08:30 | 12/17/21 17:52 | 71-43-2 | |
| Bromobenzene | **<1940** | ug/kg | 1940 | 200 | 12/17/21 08:30 | 12/17/21 17:52 | 108-86-1 | |
| Bromochloromethane | **<1940** | ug/kg | 1940 | 200 | 12/17/21 08:30 | 12/17/21 17:52 | 74-97-5 | |
| Bromodichloromethane | **<1940** | ug/kg | 1940 | 200 | 12/17/21 08:30 | 12/17/21 17:52 | 75-27-4 | |
| Bromoform | **<1940** | ug/kg | 1940 | 200 | 12/17/21 08:30 | 12/17/21 17:52 | 75-25-2 | |
| Bromomethane | **<3880** | ug/kg | 3880 | 200 | 12/17/21 08:30 | 12/17/21 17:52 | 74-83-9 | IH,v1 |
| 2-Butanone (MEK) | **<38800** | ug/kg | 38800 | 200 | 12/17/21 08:30 | 12/17/21 17:52 | 78-93-3 | |
| n-Butylbenzene | **39500** | ug/kg | 1940 | 200 | 12/17/21 08:30 | 12/17/21 17:52 | 104-51-8 | |
| sec-Butylbenzene | **<1940** | ug/kg | 1940 | 200 | 12/17/21 08:30 | 12/17/21 17:52 | 135-98-8 | |
| tert-Butylbenzene | **<1940** | ug/kg | 1940 | 200 | 12/17/21 08:30 | 12/17/21 17:52 | 98-06-6 | |
| Carbon tetrachloride | **<1940** | ug/kg | 1940 | 200 | 12/17/21 08:30 | 12/17/21 17:52 | 56-23-5 | |
| Chlorobenzene | **<1940** | ug/kg | 1940 | 200 | 12/17/21 08:30 | 12/17/21 17:52 | 108-90-7 | |
| Chloroethane | **<3880** | ug/kg | 3880 | 200 | 12/17/21 08:30 | 12/17/21 17:52 | 75-00-3 | |
| Chloroform | **<1940** | ug/kg | 1940 | 200 | 12/17/21 08:30 | 12/17/21 17:52 | 67-66-3 | |
| Chloromethane | **<3880** | ug/kg | 3880 | 200 | 12/17/21 08:30 | 12/17/21 17:52 | 74-87-3 | |
| 2-Chlorotoluene | **<1940** | ug/kg | 1940 | 200 | 12/17/21 08:30 | 12/17/21 17:52 | 95-49-8 | |
| 4-Chlorotoluene | **<1940** | ug/kg | 1940 | 200 | 12/17/21 08:30 | 12/17/21 17:52 | 106-43-4 | |
| 1,2-Dibromo-3-chloropropane | **<1940** | ug/kg | 1940 | 200 | 12/17/21 08:30 | 12/17/21 17:52 | 96-12-8 | |
| Dibromochloromethane | **<1940** | ug/kg | 1940 | 200 | 12/17/21 08:30 | 12/17/21 17:52 | 124-48-1 | |
| 1,2-Dibromoethane (EDB) | **<1940** | ug/kg | 1940 | 200 | 12/17/21 08:30 | 12/17/21 17:52 | 106-93-4 | |
| Dibromomethane | **<1940** | ug/kg | 1940 | 200 | 12/17/21 08:30 | 12/17/21 17:52 | 74-95-3 | |
| 1,2-Dichlorobenzene | **<1940** | ug/kg | 1940 | 200 | 12/17/21 08:30 | 12/17/21 17:52 | 95-50-1 | |
| 1,3-Dichlorobenzene | **<1940** | ug/kg | 1940 | 200 | 12/17/21 08:30 | 12/17/21 17:52 | 541-73-1 | |
| 1,4-Dichlorobenzene | **<1940** | ug/kg | 1940 | 200 | 12/17/21 08:30 | 12/17/21 17:52 | 106-46-7 | |
| Dichlorodifluoromethane | **<3880** | ug/kg | 3880 | 200 | 12/17/21 08:30 | 12/17/21 17:52 | 75-71-8 | |
| 1,1-Dichloroethane | **<1940** | ug/kg | 1940 | 200 | 12/17/21 08:30 | 12/17/21 17:52 | 75-34-3 | |
| 1,2-Dichloroethane | **<1940** | ug/kg | 1940 | 200 | 12/17/21 08:30 | 12/17/21 17:52 | 107-06-2 | |
| 1,1-Dichloroethene | **<1940** | ug/kg | 1940 | 200 | 12/17/21 08:30 | 12/17/21 17:52 | 75-35-4 | |
| cis-1,2-Dichloroethene | **<1940** | ug/kg | 1940 | 200 | 12/17/21 08:30 | 12/17/21 17:52 | 156-59-2 | |
| trans-1,2-Dichloroethene | **<1940** | ug/kg | 1940 | 200 | 12/17/21 08:30 | 12/17/21 17:52 | 156-60-5 | |
| 1,2-Dichloropropane | **<1940** | ug/kg | 1940 | 200 | 12/17/21 08:30 | 12/17/21 17:52 | 78-87-5 | |
| 1,3-Dichloropropane | **<1940** | ug/kg | 1940 | 200 | 12/17/21 08:30 | 12/17/21 17:52 | 142-28-9 | |
| 2,2-Dichloropropane | **<1940** | ug/kg | 1940 | 200 | 12/17/21 08:30 | 12/17/21 17:52 | 594-20-7 | |
| 1,1-Dichloropropene | **<1940** | ug/kg | 1940 | 200 | 12/17/21 08:30 | 12/17/21 17:52 | 563-58-6 | |

## REPORT OF LABORATORY ANALYSIS

This report shall not be reproduced, except in full,
without the written consent of Pace Analytical Services, LLC.

**Pace Analytical Services, LLC**
9800 Kincey Ave. Suite 100
Huntersville, NC 28078
(704)875-9092

## ANALYTICAL RESULTS

Project: CPC Huntersville/2020-L1-2448
Pace Project No.: 92578597

**Sample: RW-102 (36-38')** **Lab ID: 92578597004** Collected: 12/14/21 15:00 Received: 12/16/21 13:40 Matrix: Solid

***Results reported on a "dry weight" basis and are adjusted for percent moisture, sample size and any dilutions.***

| Parameters | Results | Units | Report Limit | DF | Prepared | Analyzed | CAS No. | Qual |
|---|---|---|---|---|---|---|---|---|
| **8260D/5035A/5030B Volatiles** | Analytical Method: EPA 8260D Preparation Method: EPA 5035A/5030B<br>Pace Analytical Services - Charlotte | | | | | | | |
| cis-1,3-Dichloropropene | **<1940** | ug/kg | 1940 | 200 | 12/17/21 08:30 | 12/17/21 17:52 | 10061-01-5 | |
| trans-1,3-Dichloropropene | **<1940** | ug/kg | 1940 | 200 | 12/17/21 08:30 | 12/17/21 17:52 | 10061-02-6 | |
| Diisopropyl ether | **4920** | ug/kg | 1940 | 200 | 12/17/21 08:30 | 12/17/21 17:52 | 108-20-3 | |
| Ethylbenzene | **394000** | ug/kg | 1940 | 200 | 12/17/21 08:30 | 12/17/21 17:52 | 100-41-4 | |
| Hexachloro-1,3-butadiene | **<3880** | ug/kg | 3880 | 200 | 12/17/21 08:30 | 12/17/21 17:52 | 87-68-3 | |
| 2-Hexanone | **<19400** | ug/kg | 19400 | 200 | 12/17/21 08:30 | 12/17/21 17:52 | 591-78-6 | |
| Isopropylbenzene (Cumene) | **38300** | ug/kg | 1940 | 200 | 12/17/21 08:30 | 12/17/21 17:52 | 98-82-8 | |
| p-Isopropyltoluene | **38600** | ug/kg | 1940 | 200 | 12/17/21 08:30 | 12/17/21 17:52 | 99-87-6 | |
| Methylene Chloride | **<7760** | ug/kg | 7760 | 200 | 12/17/21 08:30 | 12/17/21 17:52 | 75-09-2 | |
| 4-Methyl-2-pentanone (MIBK) | **<19400** | ug/kg | 19400 | 200 | 12/17/21 08:30 | 12/17/21 17:52 | 108-10-1 | |
| Methyl-tert-butyl ether | **<1940** | ug/kg | 1940 | 200 | 12/17/21 08:30 | 12/17/21 17:52 | 1634-04-4 | |
| Naphthalene | **95700** | ug/kg | 1940 | 200 | 12/17/21 08:30 | 12/17/21 17:52 | 91-20-3 | |
| n-Propylbenzene | **151000** | ug/kg | 1940 | 200 | 12/17/21 08:30 | 12/17/21 17:52 | 103-65-1 | |
| Styrene | **<1940** | ug/kg | 1940 | 200 | 12/17/21 08:30 | 12/17/21 17:52 | 100-42-5 | |
| 1,1,1,2-Tetrachloroethane | **<1940** | ug/kg | 1940 | 200 | 12/17/21 08:30 | 12/17/21 17:52 | 630-20-6 | |
| 1,1,2,2-Tetrachloroethane | **<1940** | ug/kg | 1940 | 200 | 12/17/21 08:30 | 12/17/21 17:52 | 79-34-5 | |
| Tetrachloroethene | **<1940** | ug/kg | 1940 | 200 | 12/17/21 08:30 | 12/17/21 17:52 | 127-18-4 | |
| Toluene | **1390000** | ug/kg | 1940 | 200 | 12/17/21 08:30 | 12/17/21 17:52 | 108-88-3 | |
| 1,2,3-Trichlorobenzene | **<1940** | ug/kg | 1940 | 200 | 12/17/21 08:30 | 12/17/21 17:52 | 87-61-6 | |
| 1,2,4-Trichlorobenzene | **<1940** | ug/kg | 1940 | 200 | 12/17/21 08:30 | 12/17/21 17:52 | 120-82-1 | |
| 1,1,1-Trichloroethane | **<1940** | ug/kg | 1940 | 200 | 12/17/21 08:30 | 12/17/21 17:52 | 71-55-6 | |
| 1,1,2-Trichloroethane | **<1940** | ug/kg | 1940 | 200 | 12/17/21 08:30 | 12/17/21 17:52 | 79-00-5 | |
| Trichloroethene | **<1940** | ug/kg | 1940 | 200 | 12/17/21 08:30 | 12/17/21 17:52 | 79-01-6 | |
| Trichlorofluoromethane | **<1940** | ug/kg | 1940 | 200 | 12/17/21 08:30 | 12/17/21 17:52 | 75-69-4 | |
| 1,2,3-Trichloropropane | **<1940** | ug/kg | 1940 | 200 | 12/17/21 08:30 | 12/17/21 17:52 | 96-18-4 | |
| 1,2,4-Trimethylbenzene | **888000** | ug/kg | 1940 | 200 | 12/17/21 08:30 | 12/17/21 17:52 | 95-63-6 | |
| 1,3,5-Trimethylbenzene | **258000** | ug/kg | 1940 | 200 | 12/17/21 08:30 | 12/17/21 17:52 | 108-67-8 | |
| Vinyl acetate | **<19400** | ug/kg | 19400 | 200 | 12/17/21 08:30 | 12/17/21 17:52 | 108-05-4 | |
| Vinyl chloride | **<3880** | ug/kg | 3880 | 200 | 12/17/21 08:30 | 12/17/21 17:52 | 75-01-4 | |
| Xylene (Total) | **2180000** | ug/kg | 3880 | 200 | 12/17/21 08:30 | 12/17/21 17:52 | 1330-20-7 | |
| m&p-Xylene | **1560000** | ug/kg | 3880 | 200 | 12/17/21 08:30 | 12/17/21 17:52 | 179601-23-1 | |
| o-Xylene | **616000** | ug/kg | 1940 | 200 | 12/17/21 08:30 | 12/17/21 17:52 | 95-47-6 | |
| ***Surrogates*** | | | | | | | | |
| Toluene-d8 (S) | 97 | % | 70-130 | 200 | 12/17/21 08:30 | 12/17/21 17:52 | 2037-26-5 | |
| 4-Bromofluorobenzene (S) | 97 | % | 69-134 | 200 | 12/17/21 08:30 | 12/17/21 17:52 | 460-00-4 | |
| 1,2-Dichloroethane-d4 (S) | 102 | % | 70-130 | 200 | 12/17/21 08:30 | 12/17/21 17:52 | 17060-07-0 | |
| **Percent Moisture** | Analytical Method: SW-846<br>Pace Analytical Services - Charlotte | | | | | | | |
| Percent Moisture | **12.4** | % | 0.10 | 1 | | 12/17/21 16:46 | | N2 |

## REPORT OF LABORATORY ANALYSIS

This report shall not be reproduced, except in full,
without the written consent of Pace Analytical Services, LLC.

**Pace Analytical Services, LLC**
9800 Kincey Ave. Suite 100
Huntersville, NC 28078
(704)875-9092

## ANALYTICAL RESULTS

Project: CPC Huntersville/2020-L1-2448
Pace Project No.: 92578597

**Sample: RW-102 (44-46')** **Lab ID: 92578597005** Collected: 12/14/21 16:50 Received: 12/16/21 13:40 Matrix: Solid

***Results reported on a "dry weight" basis and are adjusted for percent moisture, sample size and any dilutions.***

| Parameters | Results | Units | Report Limit | DF | Prepared | Analyzed | CAS No. | Qual |
|---|---|---|---|---|---|---|---|---|
| **VPH NC Soil** | Analytical Method: MADEP VPH Preparation Method: MADEP VPH<br>Pace Analytical Services - Charlotte | | | | | | | |
| Total VPH (C5-C12) | **971** | mg/kg | 5.3 | 2 | 12/20/21 17:14 | 12/21/21 13:02 | | N2 |
| Aliphatic (C05-C08) | **612** | mg/kg | 5.3 | 2 | 12/20/21 17:14 | 12/21/21 13:02 | | N2 |
| Aliphatic(C09-C12) Adjusted | **239** | mg/kg | 5.3 | 2 | 12/20/21 17:14 | 12/21/21 13:02 | | N2 |
| Aromatic (C09-C10) | **120** | mg/kg | 5.3 | 2 | 12/20/21 17:14 | 12/21/21 13:02 | | N2 |
| ***Surrogates*** | | | | | | | | |
| 4-Bromofluorobenzene (FID) (S) | 155 | % | 70-130 | 2 | 12/20/21 17:14 | 12/21/21 13:02 | 460-00-4 | S2 |
| 4-Bromofluorobenzene (PID) (S) | 99 | % | 70-130 | 2 | 12/20/21 17:14 | 12/21/21 13:02 | 460-00-4 | |
| **8260D/5035A/5030B Volatiles** | Analytical Method: EPA 8260D Preparation Method: EPA 5035A/5030B<br>Pace Analytical Services - Charlotte | | | | | | | |
| Acetone | **<1320** | ug/kg | 1320 | 12.5 | 12/17/21 08:30 | 12/17/21 18:11 | 67-64-1 | |
| Benzene | **4290** | ug/kg | 66.0 | 12.5 | 12/17/21 08:30 | 12/17/21 18:11 | 71-43-2 | |
| Bromobenzene | **<66.0** | ug/kg | 66.0 | 12.5 | 12/17/21 08:30 | 12/17/21 18:11 | 108-86-1 | |
| Bromochloromethane | **<66.0** | ug/kg | 66.0 | 12.5 | 12/17/21 08:30 | 12/17/21 18:11 | 74-97-5 | |
| Bromodichloromethane | **<66.0** | ug/kg | 66.0 | 12.5 | 12/17/21 08:30 | 12/17/21 18:11 | 75-27-4 | |
| Bromoform | **<66.0** | ug/kg | 66.0 | 12.5 | 12/17/21 08:30 | 12/17/21 18:11 | 75-25-2 | |
| Bromomethane | **<132** | ug/kg | 132 | 12.5 | 12/17/21 08:30 | 12/17/21 18:11 | 74-83-9 | IH,v1 |
| 2-Butanone (MEK) | **<1320** | ug/kg | 1320 | 12.5 | 12/17/21 08:30 | 12/17/21 18:11 | 78-93-3 | |
| n-Butylbenzene | **2120** | ug/kg | 66.0 | 12.5 | 12/17/21 08:30 | 12/17/21 18:11 | 104-51-8 | |
| sec-Butylbenzene | **<66.0** | ug/kg | 66.0 | 12.5 | 12/17/21 08:30 | 12/17/21 18:11 | 135-98-8 | |
| tert-Butylbenzene | **<66.0** | ug/kg | 66.0 | 12.5 | 12/17/21 08:30 | 12/17/21 18:11 | 98-06-6 | |
| Carbon tetrachloride | **<66.0** | ug/kg | 66.0 | 12.5 | 12/17/21 08:30 | 12/17/21 18:11 | 56-23-5 | |
| Chlorobenzene | **<66.0** | ug/kg | 66.0 | 12.5 | 12/17/21 08:30 | 12/17/21 18:11 | 108-90-7 | |
| Chloroethane | **<132** | ug/kg | 132 | 12.5 | 12/17/21 08:30 | 12/17/21 18:11 | 75-00-3 | |
| Chloroform | **<66.0** | ug/kg | 66.0 | 12.5 | 12/17/21 08:30 | 12/17/21 18:11 | 67-66-3 | |
| Chloromethane | **<132** | ug/kg | 132 | 12.5 | 12/17/21 08:30 | 12/17/21 18:11 | 74-87-3 | |
| 2-Chlorotoluene | **<66.0** | ug/kg | 66.0 | 12.5 | 12/17/21 08:30 | 12/17/21 18:11 | 95-49-8 | |
| 4-Chlorotoluene | **<66.0** | ug/kg | 66.0 | 12.5 | 12/17/21 08:30 | 12/17/21 18:11 | 106-43-4 | |
| 1,2-Dibromo-3-chloropropane | **<66.0** | ug/kg | 66.0 | 12.5 | 12/17/21 08:30 | 12/17/21 18:11 | 96-12-8 | |
| Dibromochloromethane | **<66.0** | ug/kg | 66.0 | 12.5 | 12/17/21 08:30 | 12/17/21 18:11 | 124-48-1 | |
| 1,2-Dibromoethane (EDB) | **<66.0** | ug/kg | 66.0 | 12.5 | 12/17/21 08:30 | 12/17/21 18:11 | 106-93-4 | |
| Dibromomethane | **<66.0** | ug/kg | 66.0 | 12.5 | 12/17/21 08:30 | 12/17/21 18:11 | 74-95-3 | |
| 1,2-Dichlorobenzene | **<66.0** | ug/kg | 66.0 | 12.5 | 12/17/21 08:30 | 12/17/21 18:11 | 95-50-1 | |
| 1,3-Dichlorobenzene | **<66.0** | ug/kg | 66.0 | 12.5 | 12/17/21 08:30 | 12/17/21 18:11 | 541-73-1 | |
| 1,4-Dichlorobenzene | **<66.0** | ug/kg | 66.0 | 12.5 | 12/17/21 08:30 | 12/17/21 18:11 | 106-46-7 | |
| Dichlorodifluoromethane | **<132** | ug/kg | 132 | 12.5 | 12/17/21 08:30 | 12/17/21 18:11 | 75-71-8 | |
| 1,1-Dichloroethane | **<66.0** | ug/kg | 66.0 | 12.5 | 12/17/21 08:30 | 12/17/21 18:11 | 75-34-3 | |
| 1,2-Dichloroethane | **<66.0** | ug/kg | 66.0 | 12.5 | 12/17/21 08:30 | 12/17/21 18:11 | 107-06-2 | |
| 1,1-Dichloroethene | **<66.0** | ug/kg | 66.0 | 12.5 | 12/17/21 08:30 | 12/17/21 18:11 | 75-35-4 | |
| cis-1,2-Dichloroethene | **<66.0** | ug/kg | 66.0 | 12.5 | 12/17/21 08:30 | 12/17/21 18:11 | 156-59-2 | |
| trans-1,2-Dichloroethene | **<66.0** | ug/kg | 66.0 | 12.5 | 12/17/21 08:30 | 12/17/21 18:11 | 156-60-5 | |
| 1,2-Dichloropropane | **<66.0** | ug/kg | 66.0 | 12.5 | 12/17/21 08:30 | 12/17/21 18:11 | 78-87-5 | |
| 1,3-Dichloropropane | **<66.0** | ug/kg | 66.0 | 12.5 | 12/17/21 08:30 | 12/17/21 18:11 | 142-28-9 | |
| 2,2-Dichloropropane | **<66.0** | ug/kg | 66.0 | 12.5 | 12/17/21 08:30 | 12/17/21 18:11 | 594-20-7 | |
| 1,1-Dichloropropene | **<66.0** | ug/kg | 66.0 | 12.5 | 12/17/21 08:30 | 12/17/21 18:11 | 563-58-6 | |

## REPORT OF LABORATORY ANALYSIS

This report shall not be reproduced, except in full,
without the written consent of Pace Analytical Services, LLC.

**Pace Analytical Services, LLC**
9800 Kincey Ave. Suite 100
Huntersville, NC 28078
(704)875-9092

## ANALYTICAL RESULTS

Project: CPC Huntersville/2020-L1-2448
Pace Project No.: 92578597

**Sample: RW-102 (44-46')** **Lab ID: 92578597005** Collected: 12/14/21 16:50 Received: 12/16/21 13:40 Matrix: Solid

***Results reported on a "dry weight" basis and are adjusted for percent moisture, sample size and any dilutions.***

| Parameters | Results | Units | Report Limit | DF | Prepared | Analyzed | CAS No. | Qual |
|---|---|---|---|---|---|---|---|---|
| **8260D/5035A/5030B Volatiles** | Analytical Method: EPA 8260D Preparation Method: EPA 5035A/5030B<br>Pace Analytical Services - Charlotte | | | | | | | |
| cis-1,3-Dichloropropene | **<66.0** | ug/kg | 66.0 | 12.5 | 12/17/21 08:30 | 12/17/21 18:11 | 10061-01-5 | |
| trans-1,3-Dichloropropene | **<66.0** | ug/kg | 66.0 | 12.5 | 12/17/21 08:30 | 12/17/21 18:11 | 10061-02-6 | |
| Diisopropyl ether | **243** | ug/kg | 66.0 | 12.5 | 12/17/21 08:30 | 12/17/21 18:11 | 108-20-3 | |
| Ethylbenzene | **13500** | ug/kg | 66.0 | 12.5 | 12/17/21 08:30 | 12/17/21 18:11 | 100-41-4 | |
| Hexachloro-1,3-butadiene | **<132** | ug/kg | 132 | 12.5 | 12/17/21 08:30 | 12/17/21 18:11 | 87-68-3 | |
| 2-Hexanone | **<660** | ug/kg | 660 | 12.5 | 12/17/21 08:30 | 12/17/21 18:11 | 591-78-6 | |
| Isopropylbenzene (Cumene) | **1500** | ug/kg | 66.0 | 12.5 | 12/17/21 08:30 | 12/17/21 18:11 | 98-82-8 | |
| p-Isopropyltoluene | **1790** | ug/kg | 66.0 | 12.5 | 12/17/21 08:30 | 12/17/21 18:11 | 99-87-6 | |
| Methylene Chloride | **<264** | ug/kg | 264 | 12.5 | 12/17/21 08:30 | 12/17/21 18:11 | 75-09-2 | |
| 4-Methyl-2-pentanone (MIBK) | **1160** | ug/kg | 660 | 12.5 | 12/17/21 08:30 | 12/17/21 18:11 | 108-10-1 | |
| Methyl-tert-butyl ether | **<66.0** | ug/kg | 66.0 | 12.5 | 12/17/21 08:30 | 12/17/21 18:11 | 1634-04-4 | |
| Naphthalene | **4980** | ug/kg | 66.0 | 12.5 | 12/17/21 08:30 | 12/17/21 18:11 | 91-20-3 | |
| n-Propylbenzene | **6050** | ug/kg | 66.0 | 12.5 | 12/17/21 08:30 | 12/17/21 18:11 | 103-65-1 | |
| Styrene | **<66.0** | ug/kg | 66.0 | 12.5 | 12/17/21 08:30 | 12/17/21 18:11 | 100-42-5 | |
| 1,1,1,2-Tetrachloroethane | **<66.0** | ug/kg | 66.0 | 12.5 | 12/17/21 08:30 | 12/17/21 18:11 | 630-20-6 | |
| 1,1,2,2-Tetrachloroethane | **<66.0** | ug/kg | 66.0 | 12.5 | 12/17/21 08:30 | 12/17/21 18:11 | 79-34-5 | |
| Tetrachloroethene | **<66.0** | ug/kg | 66.0 | 12.5 | 12/17/21 08:30 | 12/17/21 18:11 | 127-18-4 | |
| Toluene | **43900** | ug/kg | 66.0 | 12.5 | 12/17/21 08:30 | 12/17/21 18:11 | 108-88-3 | |
| 1,2,3-Trichlorobenzene | **<66.0** | ug/kg | 66.0 | 12.5 | 12/17/21 08:30 | 12/17/21 18:11 | 87-61-6 | |
| 1,2,4-Trichlorobenzene | **<66.0** | ug/kg | 66.0 | 12.5 | 12/17/21 08:30 | 12/17/21 18:11 | 120-82-1 | |
| 1,1,1-Trichloroethane | **<66.0** | ug/kg | 66.0 | 12.5 | 12/17/21 08:30 | 12/17/21 18:11 | 71-55-6 | |
| 1,1,2-Trichloroethane | **<66.0** | ug/kg | 66.0 | 12.5 | 12/17/21 08:30 | 12/17/21 18:11 | 79-00-5 | |
| Trichloroethene | **<66.0** | ug/kg | 66.0 | 12.5 | 12/17/21 08:30 | 12/17/21 18:11 | 79-01-6 | |
| Trichlorofluoromethane | **<66.0** | ug/kg | 66.0 | 12.5 | 12/17/21 08:30 | 12/17/21 18:11 | 75-69-4 | |
| 1,2,3-Trichloropropane | **<66.0** | ug/kg | 66.0 | 12.5 | 12/17/21 08:30 | 12/17/21 18:11 | 96-18-4 | |
| 1,2,4-Trimethylbenzene | **37900** | ug/kg | 66.0 | 12.5 | 12/17/21 08:30 | 12/17/21 18:11 | 95-63-6 | |
| 1,3,5-Trimethylbenzene | **11200** | ug/kg | 66.0 | 12.5 | 12/17/21 08:30 | 12/17/21 18:11 | 108-67-8 | |
| Vinyl acetate | **<660** | ug/kg | 660 | 12.5 | 12/17/21 08:30 | 12/17/21 18:11 | 108-05-4 | |
| Vinyl chloride | **<132** | ug/kg | 132 | 12.5 | 12/17/21 08:30 | 12/17/21 18:11 | 75-01-4 | |
| Xylene (Total) | **76600** | ug/kg | 132 | 12.5 | 12/17/21 08:30 | 12/17/21 18:11 | 1330-20-7 | |
| m&p-Xylene | **54400** | ug/kg | 132 | 12.5 | 12/17/21 08:30 | 12/17/21 18:11 | 179601-23-1 | |
| o-Xylene | **22300** | ug/kg | 66.0 | 12.5 | 12/17/21 08:30 | 12/17/21 18:11 | 95-47-6 | |
| ***Surrogates*** | | | | | | | | |
| Toluene-d8 (S) | 96 | % | 70-130 | 12.5 | 12/17/21 08:30 | 12/17/21 18:11 | 2037-26-5 | |
| 4-Bromofluorobenzene (S) | 98 | % | 69-134 | 12.5 | 12/17/21 08:30 | 12/17/21 18:11 | 460-00-4 | |
| 1,2-Dichloroethane-d4 (S) | 100 | % | 70-130 | 12.5 | 12/17/21 08:30 | 12/17/21 18:11 | 17060-07-0 | |
| **Percent Moisture** | Analytical Method: SW-846<br>Pace Analytical Services - Charlotte | | | | | | | |
| Percent Moisture | **10.7** | % | 0.10 | 1 | | 12/17/21 16:46 | | N2 |

## REPORT OF LABORATORY ANALYSIS

This report shall not be reproduced, except in full,
without the written consent of Pace Analytical Services, LLC.

**Pace Analytical Services, LLC**
9800 Kincey Ave. Suite 100
Huntersville, NC 28078
(704)875-9092

## ANALYTICAL RESULTS

Project: CPC Huntersville/2020-L1-2448
Pace Project No.: 92578597

**Sample: RW-103 (38-40')** **Lab ID: 92578597006** Collected: 12/15/21 17:10 Received: 12/16/21 13:40 Matrix: Solid

***Results reported on a "dry weight" basis and are adjusted for percent moisture, sample size and any dilutions.***

| Parameters | Results | Units | Report Limit | DF | Prepared | Analyzed | CAS No. | Qual |
|---|---|---|---|---|---|---|---|---|
| **VPH NC Soil** | Analytical Method: MADEP VPH Preparation Method: MADEP VPH<br>Pace Analytical Services - Charlotte | | | | | | | |
| Total VPH (C5-C12) | **2970** | mg/kg | 29.5 | 10 | 12/20/21 17:14 | 12/21/21 13:31 | | N2 |
| Aliphatic (C05-C08) | **1450** | mg/kg | 29.5 | 10 | 12/20/21 17:14 | 12/21/21 13:31 | | N2 |
| Aliphatic(C09-C12) Adjusted | **1020** | mg/kg | 29.5 | 10 | 12/20/21 17:14 | 12/21/21 13:31 | | N2 |
| Aromatic (C09-C10) | **496** | mg/kg | 29.5 | 10 | 12/20/21 17:14 | 12/21/21 13:31 | | N2 |
| ***Surrogates*** | | | | | | | | |
| 4-Bromofluorobenzene (FID) (S) | 143 | % | 70-130 | 10 | 12/20/21 17:14 | 12/21/21 13:31 | 460-00-4 | S2 |
| 4-Bromofluorobenzene (PID) (S) | 106 | % | 70-130 | 10 | 12/20/21 17:14 | 12/21/21 13:31 | 460-00-4 | |
| **8260D/5035A/5030B Volatiles** | Analytical Method: EPA 8260D Preparation Method: EPA 5035A/5030B<br>Pace Analytical Services - Charlotte | | | | | | | |
| Acetone | **<2930** | ug/kg | 2930 | 25 | 12/17/21 08:30 | 12/17/21 18:29 | 67-64-1 | |
| Benzene | **4410** | ug/kg | 147 | 25 | 12/17/21 08:30 | 12/17/21 18:29 | 71-43-2 | |
| Bromobenzene | **<147** | ug/kg | 147 | 25 | 12/17/21 08:30 | 12/17/21 18:29 | 108-86-1 | |
| Bromochloromethane | **<147** | ug/kg | 147 | 25 | 12/17/21 08:30 | 12/17/21 18:29 | 74-97-5 | |
| Bromodichloromethane | **<147** | ug/kg | 147 | 25 | 12/17/21 08:30 | 12/17/21 18:29 | 75-27-4 | |
| Bromoform | **<147** | ug/kg | 147 | 25 | 12/17/21 08:30 | 12/17/21 18:29 | 75-25-2 | |
| Bromomethane | **<293** | ug/kg | 293 | 25 | 12/17/21 08:30 | 12/17/21 18:29 | 74-83-9 | IH,v1 |
| 2-Butanone (MEK) | **<2930** | ug/kg | 2930 | 25 | 12/17/21 08:30 | 12/17/21 18:29 | 78-93-3 | |
| n-Butylbenzene | **7120** | ug/kg | 147 | 25 | 12/17/21 08:30 | 12/17/21 18:29 | 104-51-8 | |
| sec-Butylbenzene | **<147** | ug/kg | 147 | 25 | 12/17/21 08:30 | 12/17/21 18:29 | 135-98-8 | |
| tert-Butylbenzene | **<147** | ug/kg | 147 | 25 | 12/17/21 08:30 | 12/17/21 18:29 | 98-06-6 | |
| Carbon tetrachloride | **<147** | ug/kg | 147 | 25 | 12/17/21 08:30 | 12/17/21 18:29 | 56-23-5 | |
| Chlorobenzene | **158** | ug/kg | 147 | 25 | 12/17/21 08:30 | 12/17/21 18:29 | 108-90-7 | |
| Chloroethane | **<293** | ug/kg | 293 | 25 | 12/17/21 08:30 | 12/17/21 18:29 | 75-00-3 | |
| Chloroform | **<147** | ug/kg | 147 | 25 | 12/17/21 08:30 | 12/17/21 18:29 | 67-66-3 | |
| Chloromethane | **<293** | ug/kg | 293 | 25 | 12/17/21 08:30 | 12/17/21 18:29 | 74-87-3 | |
| 2-Chlorotoluene | **<147** | ug/kg | 147 | 25 | 12/17/21 08:30 | 12/17/21 18:29 | 95-49-8 | |
| 4-Chlorotoluene | **<147** | ug/kg | 147 | 25 | 12/17/21 08:30 | 12/17/21 18:29 | 106-43-4 | |
| 1,2-Dibromo-3-chloropropane | **<147** | ug/kg | 147 | 25 | 12/17/21 08:30 | 12/17/21 18:29 | 96-12-8 | |
| Dibromochloromethane | **<147** | ug/kg | 147 | 25 | 12/17/21 08:30 | 12/17/21 18:29 | 124-48-1 | |
| 1,2-Dibromoethane (EDB) | **<147** | ug/kg | 147 | 25 | 12/17/21 08:30 | 12/17/21 18:29 | 106-93-4 | |
| Dibromomethane | **<147** | ug/kg | 147 | 25 | 12/17/21 08:30 | 12/17/21 18:29 | 74-95-3 | |
| 1,2-Dichlorobenzene | **<147** | ug/kg | 147 | 25 | 12/17/21 08:30 | 12/17/21 18:29 | 95-50-1 | |
| 1,3-Dichlorobenzene | **<147** | ug/kg | 147 | 25 | 12/17/21 08:30 | 12/17/21 18:29 | 541-73-1 | |
| 1,4-Dichlorobenzene | **<147** | ug/kg | 147 | 25 | 12/17/21 08:30 | 12/17/21 18:29 | 106-46-7 | |
| Dichlorodifluoromethane | **<293** | ug/kg | 293 | 25 | 12/17/21 08:30 | 12/17/21 18:29 | 75-71-8 | |
| 1,1-Dichloroethane | **<147** | ug/kg | 147 | 25 | 12/17/21 08:30 | 12/17/21 18:29 | 75-34-3 | |
| 1,2-Dichloroethane | **<147** | ug/kg | 147 | 25 | 12/17/21 08:30 | 12/17/21 18:29 | 107-06-2 | |
| 1,1-Dichloroethene | **<147** | ug/kg | 147 | 25 | 12/17/21 08:30 | 12/17/21 18:29 | 75-35-4 | |
| cis-1,2-Dichloroethene | **<147** | ug/kg | 147 | 25 | 12/17/21 08:30 | 12/17/21 18:29 | 156-59-2 | |
| trans-1,2-Dichloroethene | **<147** | ug/kg | 147 | 25 | 12/17/21 08:30 | 12/17/21 18:29 | 156-60-5 | |
| 1,2-Dichloropropane | **<147** | ug/kg | 147 | 25 | 12/17/21 08:30 | 12/17/21 18:29 | 78-87-5 | |
| 1,3-Dichloropropane | **<147** | ug/kg | 147 | 25 | 12/17/21 08:30 | 12/17/21 18:29 | 142-28-9 | |
| 2,2-Dichloropropane | **<147** | ug/kg | 147 | 25 | 12/17/21 08:30 | 12/17/21 18:29 | 594-20-7 | |
| 1,1-Dichloropropene | **<147** | ug/kg | 147 | 25 | 12/17/21 08:30 | 12/17/21 18:29 | 563-58-6 | |

## REPORT OF LABORATORY ANALYSIS

This report shall not be reproduced, except in full,
without the written consent of Pace Analytical Services, LLC.

**Pace Analytical Services, LLC**
9800 Kincey Ave. Suite 100
Huntersville, NC 28078
(704)875-9092

## ANALYTICAL RESULTS

Project: CPC Huntersville/2020-L1-2448
Pace Project No.: 92578597

**Sample: RW-103 (38-40')** **Lab ID: 92578597006** Collected: 12/15/21 17:10 Received: 12/16/21 13:40 Matrix: Solid

***Results reported on a "dry weight" basis and are adjusted for percent moisture, sample size and any dilutions.***

| Parameters | Results | Units | Report Limit | DF | Prepared | Analyzed | CAS No. | Qual |
|---|---|---|---|---|---|---|---|---|
| **8260D/5035A/5030B Volatiles** | Analytical Method: EPA 8260D Preparation Method: EPA 5035A/5030B<br>Pace Analytical Services - Charlotte | | | | | | | |
| cis-1,3-Dichloropropene | **<147** | ug/kg | 147 | 25 | 12/17/21 08:30 | 12/17/21 18:29 | 10061-01-5 | |
| trans-1,3-Dichloropropene | **<147** | ug/kg | 147 | 25 | 12/17/21 08:30 | 12/17/21 18:29 | 10061-02-6 | |
| Diisopropyl ether | **287** | ug/kg | 147 | 25 | 12/17/21 08:30 | 12/17/21 18:29 | 108-20-3 | |
| Ethylbenzene | **47000** | ug/kg | 147 | 25 | 12/17/21 08:30 | 12/17/21 18:29 | 100-41-4 | |
| Hexachloro-1,3-butadiene | **<293** | ug/kg | 293 | 25 | 12/17/21 08:30 | 12/17/21 18:29 | 87-68-3 | |
| 2-Hexanone | **<1470** | ug/kg | 1470 | 25 | 12/17/21 08:30 | 12/17/21 18:29 | 591-78-6 | |
| Isopropylbenzene (Cumene) | **5390** | ug/kg | 147 | 25 | 12/17/21 08:30 | 12/17/21 18:29 | 98-82-8 | |
| p-Isopropyltoluene | **5970** | ug/kg | 147 | 25 | 12/17/21 08:30 | 12/17/21 18:29 | 99-87-6 | |
| Methylene Chloride | **<586** | ug/kg | 586 | 25 | 12/17/21 08:30 | 12/17/21 18:29 | 75-09-2 | |
| 4-Methyl-2-pentanone (MIBK) | **3940** | ug/kg | 1470 | 25 | 12/17/21 08:30 | 12/17/21 18:29 | 108-10-1 | |
| Methyl-tert-butyl ether | **<147** | ug/kg | 147 | 25 | 12/17/21 08:30 | 12/17/21 18:29 | 1634-04-4 | |
| Naphthalene | **14700** | ug/kg | 147 | 25 | 12/17/21 08:30 | 12/17/21 18:29 | 91-20-3 | |
| n-Propylbenzene | **20700** | ug/kg | 147 | 25 | 12/17/21 08:30 | 12/17/21 18:29 | 103-65-1 | |
| Styrene | **<147** | ug/kg | 147 | 25 | 12/17/21 08:30 | 12/17/21 18:29 | 100-42-5 | |
| 1,1,1,2-Tetrachloroethane | **<147** | ug/kg | 147 | 25 | 12/17/21 08:30 | 12/17/21 18:29 | 630-20-6 | |
| 1,1,2,2-Tetrachloroethane | **<147** | ug/kg | 147 | 25 | 12/17/21 08:30 | 12/17/21 18:29 | 79-34-5 | |
| Tetrachloroethene | **<147** | ug/kg | 147 | 25 | 12/17/21 08:30 | 12/17/21 18:29 | 127-18-4 | |
| Toluene | **107000** | ug/kg | 147 | 25 | 12/17/21 08:30 | 12/17/21 18:29 | 108-88-3 | |
| 1,2,3-Trichlorobenzene | **<147** | ug/kg | 147 | 25 | 12/17/21 08:30 | 12/17/21 18:29 | 87-61-6 | |
| 1,2,4-Trichlorobenzene | **<147** | ug/kg | 147 | 25 | 12/17/21 08:30 | 12/17/21 18:29 | 120-82-1 | |
| 1,1,1-Trichloroethane | **<147** | ug/kg | 147 | 25 | 12/17/21 08:30 | 12/17/21 18:29 | 71-55-6 | |
| 1,1,2-Trichloroethane | **<147** | ug/kg | 147 | 25 | 12/17/21 08:30 | 12/17/21 18:29 | 79-00-5 | |
| Trichloroethene | **<147** | ug/kg | 147 | 25 | 12/17/21 08:30 | 12/17/21 18:29 | 79-01-6 | |
| Trichlorofluoromethane | **<147** | ug/kg | 147 | 25 | 12/17/21 08:30 | 12/17/21 18:29 | 75-69-4 | |
| 1,2,3-Trichloropropane | **<147** | ug/kg | 147 | 25 | 12/17/21 08:30 | 12/17/21 18:29 | 96-18-4 | |
| 1,2,4-Trimethylbenzene | **124000** | ug/kg | 147 | 25 | 12/17/21 08:30 | 12/17/21 18:29 | 95-63-6 | |
| 1,3,5-Trimethylbenzene | **37200** | ug/kg | 147 | 25 | 12/17/21 08:30 | 12/17/21 18:29 | 108-67-8 | |
| Vinyl acetate | **<1470** | ug/kg | 1470 | 25 | 12/17/21 08:30 | 12/17/21 18:29 | 108-05-4 | |
| Vinyl chloride | **<293** | ug/kg | 293 | 25 | 12/17/21 08:30 | 12/17/21 18:29 | 75-01-4 | |
| Xylene (Total) | **272000** | ug/kg | 293 | 25 | 12/17/21 08:30 | 12/17/21 18:29 | 1330-20-7 | |
| m&p-Xylene | **192000** | ug/kg | 293 | 25 | 12/17/21 08:30 | 12/17/21 18:29 | 179601-23-1 | |
| o-Xylene | **80700** | ug/kg | 147 | 25 | 12/17/21 08:30 | 12/17/21 18:29 | 95-47-6 | |
| ***Surrogates*** | | | | | | | | |
| Toluene-d8 (S) | 95 | % | 70-130 | 25 | 12/17/21 08:30 | 12/17/21 18:29 | 2037-26-5 | |
| 4-Bromofluorobenzene (S) | 99 | % | 69-134 | 25 | 12/17/21 08:30 | 12/17/21 18:29 | 460-00-4 | |
| 1,2-Dichloroethane-d4 (S) | 101 | % | 70-130 | 25 | 12/17/21 08:30 | 12/17/21 18:29 | 17060-07-0 | |
| **Percent Moisture** | Analytical Method: SW-846<br>Pace Analytical Services - Charlotte | | | | | | | |
| Percent Moisture | **9.5** | % | 0.10 | 1 | | 12/17/21 16:46 | | N2 |

## REPORT OF LABORATORY ANALYSIS

This report shall not be reproduced, except in full,
without the written consent of Pace Analytical Services, LLC.

**Pace Analytical Services, LLC**
9800 Kincey Ave. Suite 100
Huntersville, NC 28078
(704)875-9092

## ANALYTICAL RESULTS

Project: CPC Huntersville/2020-L1-2448
Pace Project No.: 92578597

**Sample: RW-103 (58-59')** **Lab ID: 92578597007** Collected: 12/15/21 12:10 Received: 12/16/21 13:40 Matrix: Solid

***Results reported on a "dry weight" basis and are adjusted for percent moisture, sample size and any dilutions.***

| Parameters | Results | Units | Report Limit | DF | Prepared | Analyzed | CAS No. | Qual |
|---|---|---|---|---|---|---|---|---|
| **VPH NC Soil** | Analytical Method: MADEP VPH Preparation Method: MADEP VPH<br>Pace Analytical Services - Charlotte | | | | | | | |
| Total VPH (C5-C12) | **210** | mg/kg | 2.7 | 1 | 12/17/21 12:23 | 12/17/21 15:43 | | N2 |
| Aliphatic (C05-C08) | **193** | mg/kg | 2.7 | 1 | 12/17/21 12:23 | 12/17/21 15:43 | | N2 |
| Aliphatic(C09-C12) Adjusted | **14.6** | mg/kg | 2.7 | 1 | 12/17/21 12:23 | 12/17/21 15:43 | | N2 |
| Aromatic (C09-C10) | **<2.7** | mg/kg | 2.7 | 1 | 12/17/21 12:23 | 12/17/21 15:43 | | N2 |
| ***Surrogates*** | | | | | | | | |
| 4-Bromofluorobenzene (FID) (S) | 103 | % | 70-130 | 1 | 12/17/21 12:23 | 12/17/21 15:43 | 460-00-4 | |
| 4-Bromofluorobenzene (PID) (S) | 91 | % | 70-130 | 1 | 12/17/21 12:23 | 12/17/21 15:43 | 460-00-4 | |
| **8260D/5035A/5030B Volatiles** | Analytical Method: EPA 8260D Preparation Method: EPA 5035A/5030B<br>Pace Analytical Services - Charlotte | | | | | | | |
| Acetone | **<107** | ug/kg | 107 | 1 | 12/17/21 08:30 | 12/17/21 14:29 | 67-64-1 | |
| Benzene | **37.8** | ug/kg | 5.4 | 1 | 12/17/21 08:30 | 12/17/21 14:29 | 71-43-2 | |
| Bromobenzene | **<5.4** | ug/kg | 5.4 | 1 | 12/17/21 08:30 | 12/17/21 14:29 | 108-86-1 | |
| Bromochloromethane | **<5.4** | ug/kg | 5.4 | 1 | 12/17/21 08:30 | 12/17/21 14:29 | 74-97-5 | |
| Bromodichloromethane | **<5.4** | ug/kg | 5.4 | 1 | 12/17/21 08:30 | 12/17/21 14:29 | 75-27-4 | |
| Bromoform | **<5.4** | ug/kg | 5.4 | 1 | 12/17/21 08:30 | 12/17/21 14:29 | 75-25-2 | |
| Bromomethane | **<10.7** | ug/kg | 10.7 | 1 | 12/17/21 08:30 | 12/17/21 14:29 | 74-83-9 | IH,v1 |
| 2-Butanone (MEK) | **<107** | ug/kg | 107 | 1 | 12/17/21 08:30 | 12/17/21 14:29 | 78-93-3 | |
| n-Butylbenzene | **<5.4** | ug/kg | 5.4 | 1 | 12/17/21 08:30 | 12/17/21 14:29 | 104-51-8 | |
| sec-Butylbenzene | **<5.4** | ug/kg | 5.4 | 1 | 12/17/21 08:30 | 12/17/21 14:29 | 135-98-8 | |
| tert-Butylbenzene | **<5.4** | ug/kg | 5.4 | 1 | 12/17/21 08:30 | 12/17/21 14:29 | 98-06-6 | |
| Carbon tetrachloride | **<5.4** | ug/kg | 5.4 | 1 | 12/17/21 08:30 | 12/17/21 14:29 | 56-23-5 | |
| Chlorobenzene | **<5.4** | ug/kg | 5.4 | 1 | 12/17/21 08:30 | 12/17/21 14:29 | 108-90-7 | |
| Chloroethane | **<10.7** | ug/kg | 10.7 | 1 | 12/17/21 08:30 | 12/17/21 14:29 | 75-00-3 | |
| Chloroform | **<5.4** | ug/kg | 5.4 | 1 | 12/17/21 08:30 | 12/17/21 14:29 | 67-66-3 | |
| Chloromethane | **<10.7** | ug/kg | 10.7 | 1 | 12/17/21 08:30 | 12/17/21 14:29 | 74-87-3 | |
| 2-Chlorotoluene | **<5.4** | ug/kg | 5.4 | 1 | 12/17/21 08:30 | 12/17/21 14:29 | 95-49-8 | |
| 4-Chlorotoluene | **<5.4** | ug/kg | 5.4 | 1 | 12/17/21 08:30 | 12/17/21 14:29 | 106-43-4 | |
| 1,2-Dibromo-3-chloropropane | **<5.4** | ug/kg | 5.4 | 1 | 12/17/21 08:30 | 12/17/21 14:29 | 96-12-8 | |
| Dibromochloromethane | **<5.4** | ug/kg | 5.4 | 1 | 12/17/21 08:30 | 12/17/21 14:29 | 124-48-1 | |
| 1,2-Dibromoethane (EDB) | **<5.4** | ug/kg | 5.4 | 1 | 12/17/21 08:30 | 12/17/21 14:29 | 106-93-4 | |
| Dibromomethane | **<5.4** | ug/kg | 5.4 | 1 | 12/17/21 08:30 | 12/17/21 14:29 | 74-95-3 | |
| 1,2-Dichlorobenzene | **<5.4** | ug/kg | 5.4 | 1 | 12/17/21 08:30 | 12/17/21 14:29 | 95-50-1 | |
| 1,3-Dichlorobenzene | **<5.4** | ug/kg | 5.4 | 1 | 12/17/21 08:30 | 12/17/21 14:29 | 541-73-1 | |
| 1,4-Dichlorobenzene | **<5.4** | ug/kg | 5.4 | 1 | 12/17/21 08:30 | 12/17/21 14:29 | 106-46-7 | |
| Dichlorodifluoromethane | **<10.7** | ug/kg | 10.7 | 1 | 12/17/21 08:30 | 12/17/21 14:29 | 75-71-8 | |
| 1,1-Dichloroethane | **<5.4** | ug/kg | 5.4 | 1 | 12/17/21 08:30 | 12/17/21 14:29 | 75-34-3 | |
| 1,2-Dichloroethane | **<5.4** | ug/kg | 5.4 | 1 | 12/17/21 08:30 | 12/17/21 14:29 | 107-06-2 | |
| 1,1-Dichloroethene | **<5.4** | ug/kg | 5.4 | 1 | 12/17/21 08:30 | 12/17/21 14:29 | 75-35-4 | |
| cis-1,2-Dichloroethene | **<5.4** | ug/kg | 5.4 | 1 | 12/17/21 08:30 | 12/17/21 14:29 | 156-59-2 | |
| trans-1,2-Dichloroethene | **<5.4** | ug/kg | 5.4 | 1 | 12/17/21 08:30 | 12/17/21 14:29 | 156-60-5 | |
| 1,2-Dichloropropane | **<5.4** | ug/kg | 5.4 | 1 | 12/17/21 08:30 | 12/17/21 14:29 | 78-87-5 | |
| 1,3-Dichloropropane | **<5.4** | ug/kg | 5.4 | 1 | 12/17/21 08:30 | 12/17/21 14:29 | 142-28-9 | |
| 2,2-Dichloropropane | **<5.4** | ug/kg | 5.4 | 1 | 12/17/21 08:30 | 12/17/21 14:29 | 594-20-7 | |
| 1,1-Dichloropropene | **<5.4** | ug/kg | 5.4 | 1 | 12/17/21 08:30 | 12/17/21 14:29 | 563-58-6 | |

## REPORT OF LABORATORY ANALYSIS

This report shall not be reproduced, except in full,
without the written consent of Pace Analytical Services, LLC.

**Pace Analytical Services, LLC**
9800 Kincey Ave. Suite 100
Huntersville, NC 28078
(704)875-9092

## ANALYTICAL RESULTS

Project: CPC Huntersville/2020-L1-2448
Pace Project No.: 92578597

**Sample: RW-103 (58-59')** **Lab ID: 92578597007** Collected: 12/15/21 12:10 Received: 12/16/21 13:40 Matrix: Solid

***Results reported on a "dry weight" basis and are adjusted for percent moisture, sample size and any dilutions.***

| Parameters | Results | Units | Report Limit | DF | Prepared | Analyzed | CAS No. | Qual |
|---|---|---|---|---|---|---|---|---|
| **8260D/5035A/5030B Volatiles** | Analytical Method: EPA 8260D Preparation Method: EPA 5035A/5030B<br>Pace Analytical Services - Charlotte | | | | | | | |
| cis-1,3-Dichloropropene | **<5.4** | ug/kg | 5.4 | 1 | 12/17/21 08:30 | 12/17/21 14:29 | 10061-01-5 | |
| trans-1,3-Dichloropropene | **<5.4** | ug/kg | 5.4 | 1 | 12/17/21 08:30 | 12/17/21 14:29 | 10061-02-6 | |
| Diisopropyl ether | **3.7J** | ug/kg | 5.4 | 1 | 12/17/21 08:30 | 12/17/21 14:29 | 108-20-3 | |
| Ethylbenzene | **161** | ug/kg | 5.4 | 1 | 12/17/21 08:30 | 12/17/21 14:29 | 100-41-4 | |
| Hexachloro-1,3-butadiene | **<10.7** | ug/kg | 10.7 | 1 | 12/17/21 08:30 | 12/17/21 14:29 | 87-68-3 | |
| 2-Hexanone | **<53.7** | ug/kg | 53.7 | 1 | 12/17/21 08:30 | 12/17/21 14:29 | 591-78-6 | |
| Isopropylbenzene (Cumene) | **10.4** | ug/kg | 5.4 | 1 | 12/17/21 08:30 | 12/17/21 14:29 | 98-82-8 | |
| p-Isopropyltoluene | **6.1** | ug/kg | 5.4 | 1 | 12/17/21 08:30 | 12/17/21 14:29 | 99-87-6 | |
| Methylene Chloride | **<21.5** | ug/kg | 21.5 | 1 | 12/17/21 08:30 | 12/17/21 14:29 | 75-09-2 | |
| 4-Methyl-2-pentanone (MIBK) | **<53.7** | ug/kg | 53.7 | 1 | 12/17/21 08:30 | 12/17/21 14:29 | 108-10-1 | |
| Methyl-tert-butyl ether | **<5.4** | ug/kg | 5.4 | 1 | 12/17/21 08:30 | 12/17/21 14:29 | 1634-04-4 | |
| Naphthalene | **7.4** | ug/kg | 5.4 | 1 | 12/17/21 08:30 | 12/17/21 14:29 | 91-20-3 | |
| n-Propylbenzene | **31.6** | ug/kg | 5.4 | 1 | 12/17/21 08:30 | 12/17/21 14:29 | 103-65-1 | |
| Styrene | **<5.4** | ug/kg | 5.4 | 1 | 12/17/21 08:30 | 12/17/21 14:29 | 100-42-5 | |
| 1,1,1,2-Tetrachloroethane | **<5.4** | ug/kg | 5.4 | 1 | 12/17/21 08:30 | 12/17/21 14:29 | 630-20-6 | |
| 1,1,2,2-Tetrachloroethane | **<5.4** | ug/kg | 5.4 | 1 | 12/17/21 08:30 | 12/17/21 14:29 | 79-34-5 | |
| Tetrachloroethene | **<5.4** | ug/kg | 5.4 | 1 | 12/17/21 08:30 | 12/17/21 14:29 | 127-18-4 | |
| Toluene | **741** | ug/kg | 5.4 | 1 | 12/17/21 08:30 | 12/17/21 14:29 | 108-88-3 | |
| 1,2,3-Trichlorobenzene | **<5.4** | ug/kg | 5.4 | 1 | 12/17/21 08:30 | 12/17/21 14:29 | 87-61-6 | |
| 1,2,4-Trichlorobenzene | **<5.4** | ug/kg | 5.4 | 1 | 12/17/21 08:30 | 12/17/21 14:29 | 120-82-1 | |
| 1,1,1-Trichloroethane | **<5.4** | ug/kg | 5.4 | 1 | 12/17/21 08:30 | 12/17/21 14:29 | 71-55-6 | |
| 1,1,2-Trichloroethane | **<5.4** | ug/kg | 5.4 | 1 | 12/17/21 08:30 | 12/17/21 14:29 | 79-00-5 | |
| Trichloroethene | **<5.4** | ug/kg | 5.4 | 1 | 12/17/21 08:30 | 12/17/21 14:29 | 79-01-6 | |
| Trichlorofluoromethane | **<5.4** | ug/kg | 5.4 | 1 | 12/17/21 08:30 | 12/17/21 14:29 | 75-69-4 | |
| 1,2,3-Trichloropropane | **<5.4** | ug/kg | 5.4 | 1 | 12/17/21 08:30 | 12/17/21 14:29 | 96-18-4 | |
| 1,2,4-Trimethylbenzene | **132** | ug/kg | 5.4 | 1 | 12/17/21 08:30 | 12/17/21 14:29 | 95-63-6 | |
| 1,3,5-Trimethylbenzene | **43.6** | ug/kg | 5.4 | 1 | 12/17/21 08:30 | 12/17/21 14:29 | 108-67-8 | |
| Vinyl acetate | **<53.7** | ug/kg | 53.7 | 1 | 12/17/21 08:30 | 12/17/21 14:29 | 108-05-4 | |
| Vinyl chloride | **<10.7** | ug/kg | 10.7 | 1 | 12/17/21 08:30 | 12/17/21 14:29 | 75-01-4 | |
| Xylene (Total) | **791** | ug/kg | 10.7 | 1 | 12/17/21 08:30 | 12/17/21 14:29 | 1330-20-7 | |
| m&p-Xylene | **602** | ug/kg | 10.7 | 1 | 12/17/21 08:30 | 12/17/21 14:29 | 179601-23-1 | |
| o-Xylene | **189** | ug/kg | 5.4 | 1 | 12/17/21 08:30 | 12/17/21 14:29 | 95-47-6 | |
| ***Surrogates*** | | | | | | | | |
| Toluene-d8 (S) | 97 | % | 70-130 | 1 | 12/17/21 08:30 | 12/17/21 14:29 | 2037-26-5 | |
| 4-Bromofluorobenzene (S) | 99 | % | 69-134 | 1 | 12/17/21 08:30 | 12/17/21 14:29 | 460-00-4 | |
| 1,2-Dichloroethane-d4 (S) | 101 | % | 70-130 | 1 | 12/17/21 08:30 | 12/17/21 14:29 | 17060-07-0 | |
| **Percent Moisture** | Analytical Method: SW-846<br>Pace Analytical Services - Charlotte | | | | | | | |
| Percent Moisture | **8.0** | % | 0.10 | 1 | | 12/17/21 16:46 | | N2 |

## REPORT OF LABORATORY ANALYSIS

This report shall not be reproduced, except in full,
without the written consent of Pace Analytical Services, LLC.

**Pace Analytical Services, LLC**
9800 Kincey Ave. Suite 100
Huntersville, NC 28078
(704)875-9092

## QUALITY CONTROL DATA

Project: CPC Huntersville/2020-L1-2448
Pace Project No.: 92578597

QC Batch: 666970
QC Batch Method: MADEP VPH
Analysis Method: MADEP VPH
Analysis Description: VPH NC Soil
Laboratory: Pace Analytical Services - Charlotte
Associated Lab Samples: 92578597001, 92578597003, 92578597007

METHOD BLANK: 3494111 Matrix: Solid
Associated Lab Samples: 92578597001, 92578597003, 92578597007

| Parameter | Units | Blank Result | Reporting Limit | Analyzed | Qualifiers |
|---|---|---|---|---|---|
| Aliphatic (C05-C08) | mg/kg | <2.5 | 2.5 | 12/17/21 13:22 | N2 |
| Aromatic (C09-C10) | mg/kg | <2.5 | 2.5 | 12/17/21 13:22 | N2 |
| 4-Bromofluorobenzene (FID) (S) | % | 98 | 70-130 | 12/17/21 13:22 | |
| 4-Bromofluorobenzene (PID) (S) | % | 93 | 70-130 | 12/17/21 13:22 | |

LABORATORY CONTROL SAMPLE & LCSD: 3494112 3494113

| Parameter | Units | Spike Conc. | LCS Result | LCSD Result | LCS % Rec | LCSD % Rec | % Rec Limits | RPD | Max RPD | Qualifiers |
|---|---|---|---|---|---|---|---|---|---|---|
| Aliphatic (C05-C08) | mg/kg | 15.1 | 14.1 | 15.2 | 93 | 100 | 70-130 | 8 | 25 | N2 |
| Aromatic (C09-C10) | mg/kg | 5 | 5.0 | 4.9 | 99 | 97 | 70-130 | 2 | 25 | N2 |
| 4-Bromofluorobenzene (FID) (S) | % | | | | 99 | 102 | 70-130 | | | |
| 4-Bromofluorobenzene (PID) (S) | % | | | | 91 | 93 | 70-130 | | | |

**Results presented on this page are in the units indicated by the "Units" column except where an alternate unit is presented to the right of the result.**

## REPORT OF LABORATORY ANALYSIS

This report shall not be reproduced, except in full,
without the written consent of Pace Analytical Services, LLC.

**Pace Analytical Services, LLC**
9800 Kincey Ave. Suite 100
Huntersville, NC 28078
(704)875-9092

## QUALITY CONTROL DATA

Project: CPC Huntersville/2020-L1-2448
Pace Project No.: 92578597

QC Batch: 667394
QC Batch Method: MADEP VPH
Analysis Method: MADEP VPH
Analysis Description: VPH NC Soil
Laboratory: Pace Analytical Services - Charlotte
Associated Lab Samples: 92578597002, 92578597004, 92578597005, 92578597006

METHOD BLANK: 3496322 Matrix: Solid
Associated Lab Samples: 92578597002, 92578597004, 92578597005, 92578597006

| Parameter | Units | Blank Result | Reporting Limit | Analyzed | Qualifiers |
|---|---|---|---|---|---|
| Aliphatic (C05-C08) | mg/kg | <2.5 | 2.5 | 12/20/21 19:22 | N2 |
| Aromatic (C09-C10) | mg/kg | <2.5 | 2.5 | 12/20/21 19:22 | N2 |
| 4-Bromofluorobenzene (FID) (S) | % | 97 | 70-130 | 12/20/21 19:22 | |
| 4-Bromofluorobenzene (PID) (S) | % | 94 | 70-130 | 12/20/21 19:22 | |

LABORATORY CONTROL SAMPLE & LCSD: 3496323 3496324

| Parameter | Units | Spike Conc. | LCS Result | LCSD Result | LCS % Rec | LCSD % Rec | % Rec Limits | RPD | Max RPD | Qualifiers |
|---|---|---|---|---|---|---|---|---|---|---|
| Aliphatic (C05-C08) | mg/kg | 15 | 13.7 | 14.3 | 91 | 96 | 70-130 | 5 | 25 | N2 |
| Aromatic (C09-C10) | mg/kg | 5 | 4.9 | 4.9 | 97 | 98 | 70-130 | 1 | 25 | N2 |
| 4-Bromofluorobenzene (FID) (S) | % | | | | 100 | 101 | 70-130 | | | |
| 4-Bromofluorobenzene (PID) (S) | % | | | | 96 | 96 | 70-130 | | | |

**Results presented on this page are in the units indicated by the "Units" column except where an alternate unit is presented to the right of the result.**

## REPORT OF LABORATORY ANALYSIS

This report shall not be reproduced, except in full,
without the written consent of Pace Analytical Services, LLC.

**Pace Analytical Services, LLC**
9800 Kincey Ave. Suite 100
Huntersville, NC 28078
(704)875-9092

## QUALITY CONTROL DATA

Project: CPC Huntersville/2020-L1-2448
Pace Project No.: 92578597

QC Batch: 666953 Analysis Method: EPA 8260D
QC Batch Method: EPA 5035A/5030B Analysis Description: 8260D 5035A 5030B
Laboratory: Pace Analytical Services - Charlotte
Associated Lab Samples: 92578597001, 92578597002, 92578597003, 92578597004, 92578597005, 92578597006, 92578597007

METHOD BLANK: 3494054 Matrix: Solid
Associated Lab Samples: 92578597001, 92578597002, 92578597003, 92578597004, 92578597005, 92578597006, 92578597007

| Parameter | Units | Blank Result | Reporting Limit | Analyzed | Qualifiers |
|---|---|---|---|---|---|
| 1,1,1,2-Tetrachloroethane | ug/kg | <5.0 | 5.0 | 12/17/21 11:25 | |
| 1,1,1-Trichloroethane | ug/kg | <5.0 | 5.0 | 12/17/21 11:25 | |
| 1,1,2,2-Tetrachloroethane | ug/kg | <5.0 | 5.0 | 12/17/21 11:25 | |
| 1,1,2-Trichloroethane | ug/kg | <5.0 | 5.0 | 12/17/21 11:25 | |
| 1,1-Dichloroethane | ug/kg | <5.0 | 5.0 | 12/17/21 11:25 | |
| 1,1-Dichloroethene | ug/kg | <5.0 | 5.0 | 12/17/21 11:25 | |
| 1,1-Dichloropropene | ug/kg | <5.0 | 5.0 | 12/17/21 11:25 | |
| 1,2,3-Trichlorobenzene | ug/kg | <5.0 | 5.0 | 12/17/21 11:25 | |
| 1,2,3-Trichloropropane | ug/kg | <5.0 | 5.0 | 12/17/21 11:25 | |
| 1,2,4-Trichlorobenzene | ug/kg | <5.0 | 5.0 | 12/17/21 11:25 | |
| 1,2,4-Trimethylbenzene | ug/kg | <5.0 | 5.0 | 12/17/21 11:25 | |
| 1,2-Dibromo-3-chloropropane | ug/kg | <5.0 | 5.0 | 12/17/21 11:25 | |
| 1,2-Dibromoethane (EDB) | ug/kg | <5.0 | 5.0 | 12/17/21 11:25 | |
| 1,2-Dichlorobenzene | ug/kg | <5.0 | 5.0 | 12/17/21 11:25 | |
| 1,2-Dichloroethane | ug/kg | <5.0 | 5.0 | 12/17/21 11:25 | |
| 1,2-Dichloropropane | ug/kg | <5.0 | 5.0 | 12/17/21 11:25 | |
| 1,3,5-Trimethylbenzene | ug/kg | <5.0 | 5.0 | 12/17/21 11:25 | |
| 1,3-Dichlorobenzene | ug/kg | <5.0 | 5.0 | 12/17/21 11:25 | |
| 1,3-Dichloropropane | ug/kg | <5.0 | 5.0 | 12/17/21 11:25 | |
| 1,4-Dichlorobenzene | ug/kg | <5.0 | 5.0 | 12/17/21 11:25 | |
| 2,2-Dichloropropane | ug/kg | <5.0 | 5.0 | 12/17/21 11:25 | |
| 2-Butanone (MEK) | ug/kg | <100 | 100 | 12/17/21 11:25 | |
| 2-Chlorotoluene | ug/kg | <5.0 | 5.0 | 12/17/21 11:25 | |
| 2-Hexanone | ug/kg | <50.0 | 50.0 | 12/17/21 11:25 | |
| 4-Chlorotoluene | ug/kg | <5.0 | 5.0 | 12/17/21 11:25 | |
| 4-Methyl-2-pentanone (MIBK) | ug/kg | <50.0 | 50.0 | 12/17/21 11:25 | |
| Acetone | ug/kg | <100 | 100 | 12/17/21 11:25 | |
| Benzene | ug/kg | <5.0 | 5.0 | 12/17/21 11:25 | |
| Bromobenzene | ug/kg | <5.0 | 5.0 | 12/17/21 11:25 | |
| Bromochloromethane | ug/kg | <5.0 | 5.0 | 12/17/21 11:25 | |
| Bromodichloromethane | ug/kg | <5.0 | 5.0 | 12/17/21 11:25 | |
| Bromoform | ug/kg | <5.0 | 5.0 | 12/17/21 11:25 | |
| Bromomethane | ug/kg | <10.0 | 10.0 | 12/17/21 11:25 | IH,v1 |
| Carbon tetrachloride | ug/kg | <5.0 | 5.0 | 12/17/21 11:25 | |
| Chlorobenzene | ug/kg | <5.0 | 5.0 | 12/17/21 11:25 | |
| Chloroethane | ug/kg | <10.0 | 10.0 | 12/17/21 11:25 | |
| Chloroform | ug/kg | <5.0 | 5.0 | 12/17/21 11:25 | |
| Chloromethane | ug/kg | <10.0 | 10.0 | 12/17/21 11:25 | |
| cis-1,2-Dichloroethene | ug/kg | <5.0 | 5.0 | 12/17/21 11:25 | |
| cis-1,3-Dichloropropene | ug/kg | <5.0 | 5.0 | 12/17/21 11:25 | |

**Results presented on this page are in the units indicated by the "Units" column except where an alternate unit is presented to the right of the result.**

## REPORT OF LABORATORY ANALYSIS

This report shall not be reproduced, except in full,
without the written consent of Pace Analytical Services, LLC.

**Pace Analytical Services, LLC**
9800 Kincey Ave. Suite 100
Huntersville, NC 28078
(704)875-9092

## QUALITY CONTROL DATA

Project: CPC Huntersville/2020-L1-2448
Pace Project No.: 92578597

METHOD BLANK: 3494054 Matrix: Solid
Associated Lab Samples: 92578597001, 92578597002, 92578597003, 92578597004, 92578597005, 92578597006, 92578597007

| Parameter | Units | Blank Result | Reporting Limit | Analyzed | Qualifiers |
|---|---|---|---|---|---|
| Dibromochloromethane | ug/kg | <5.0 | 5.0 | 12/17/21 11:25 | |
| Dibromomethane | ug/kg | <5.0 | 5.0 | 12/17/21 11:25 | |
| Dichlorodifluoromethane | ug/kg | <10.0 | 10.0 | 12/17/21 11:25 | |
| Diisopropyl ether | ug/kg | <5.0 | 5.0 | 12/17/21 11:25 | |
| Ethylbenzene | ug/kg | <5.0 | 5.0 | 12/17/21 11:25 | |
| Hexachloro-1,3-butadiene | ug/kg | <10.0 | 10.0 | 12/17/21 11:25 | |
| Isopropylbenzene (Cumene) | ug/kg | <5.0 | 5.0 | 12/17/21 11:25 | |
| m&p-Xylene | ug/kg | <10.0 | 10.0 | 12/17/21 11:25 | |
| Methyl-tert-butyl ether | ug/kg | <5.0 | 5.0 | 12/17/21 11:25 | |
| Methylene Chloride | ug/kg | <20.0 | 20.0 | 12/17/21 11:25 | |
| n-Butylbenzene | ug/kg | <5.0 | 5.0 | 12/17/21 11:25 | |
| n-Propylbenzene | ug/kg | <5.0 | 5.0 | 12/17/21 11:25 | |
| Naphthalene | ug/kg | <5.0 | 5.0 | 12/17/21 11:25 | |
| o-Xylene | ug/kg | <5.0 | 5.0 | 12/17/21 11:25 | |
| p-Isopropyltoluene | ug/kg | <5.0 | 5.0 | 12/17/21 11:25 | |
| sec-Butylbenzene | ug/kg | <5.0 | 5.0 | 12/17/21 11:25 | |
| Styrene | ug/kg | <5.0 | 5.0 | 12/17/21 11:25 | |
| tert-Butylbenzene | ug/kg | <5.0 | 5.0 | 12/17/21 11:25 | |
| Tetrachloroethene | ug/kg | <5.0 | 5.0 | 12/17/21 11:25 | |
| Toluene | ug/kg | <5.0 | 5.0 | 12/17/21 11:25 | |
| trans-1,2-Dichloroethene | ug/kg | <5.0 | 5.0 | 12/17/21 11:25 | |
| trans-1,3-Dichloropropene | ug/kg | <5.0 | 5.0 | 12/17/21 11:25 | |
| Trichloroethene | ug/kg | <5.0 | 5.0 | 12/17/21 11:25 | |
| Trichlorofluoromethane | ug/kg | <5.0 | 5.0 | 12/17/21 11:25 | |
| Vinyl acetate | ug/kg | <50.0 | 50.0 | 12/17/21 11:25 | |
| Vinyl chloride | ug/kg | <10.0 | 10.0 | 12/17/21 11:25 | |
| Xylene (Total) | ug/kg | <10.0 | 10.0 | 12/17/21 11:25 | |
| 1,2-Dichloroethane-d4 (S) | % | 104 | 70-130 | 12/17/21 11:25 | |
| 4-Bromofluorobenzene (S) | % | 97 | 69-134 | 12/17/21 11:25 | |
| Toluene-d8 (S) | % | 97 | 70-130 | 12/17/21 11:25 | |

LABORATORY CONTROL SAMPLE: 3494055

| Parameter | Units | Spike Conc. | LCS Result | LCS % Rec | % Rec Limits | Qualifiers |
|---|---|---|---|---|---|---|
| 1,1,1,2-Tetrachloroethane | ug/kg | 1250 | 1190 | 95 | 70-130 | |
| 1,1,1-Trichloroethane | ug/kg | 1250 | 1140 | 91 | 70-130 | |
| 1,1,2,2-Tetrachloroethane | ug/kg | 1250 | 1180 | 94 | 70-130 | |
| 1,1,2-Trichloroethane | ug/kg | 1250 | 1180 | 94 | 70-130 | |
| 1,1-Dichloroethane | ug/kg | 1250 | 1170 | 94 | 70-130 | |
| 1,1-Dichloroethene | ug/kg | 1250 | 1200 | 96 | 70-130 | |
| 1,1-Dichloropropene | ug/kg | 1250 | 1110 | 89 | 70-130 | |
| 1,2,3-Trichlorobenzene | ug/kg | 1250 | 1260 | 101 | 65-130 | |
| 1,2,3-Trichloropropane | ug/kg | 1250 | 1200 | 96 | 70-130 | |
| 1,2,4-Trichlorobenzene | ug/kg | 1250 | 1250 | 100 | 68-130 | |

**Results presented on this page are in the units indicated by the "Units" column except where an alternate unit is presented to the right of the result.**

## REPORT OF LABORATORY ANALYSIS

This report shall not be reproduced, except in full,
without the written consent of Pace Analytical Services, LLC.

**Pace Analytical Services, LLC**
9800 Kincey Ave. Suite 100
Huntersville, NC 28078
(704)875-9092

## QUALITY CONTROL DATA

Project: CPC Huntersville/2020-L1-2448
Pace Project No.: 92578597

LABORATORY CONTROL SAMPLE: 3494055

| Parameter | Units | Spike Conc. | LCS Result | LCS % Rec | % Rec Limits | Qualifiers |
|---|---|---|---|---|---|---|
| 1,2,4-Trimethylbenzene | ug/kg | 1250 | 1200 | 96 | 70-130 | |
| 1,2-Dibromo-3-chloropropane | ug/kg | 1250 | 1320 | 106 | 70-130 | |
| 1,2-Dibromoethane (EDB) | ug/kg | 1250 | 1230 | 99 | 70-130 | |
| 1,2-Dichlorobenzene | ug/kg | 1250 | 1200 | 96 | 70-130 | |
| 1,2-Dichloroethane | ug/kg | 1250 | 1080 | 86 | 63-130 | |
| 1,2-Dichloropropane | ug/kg | 1250 | 1160 | 93 | 70-130 | |
| 1,3,5-Trimethylbenzene | ug/kg | 1250 | 1220 | 98 | 70-130 | |
| 1,3-Dichlorobenzene | ug/kg | 1250 | 1220 | 97 | 70-130 | |
| 1,3-Dichloropropane | ug/kg | 1250 | 1170 | 93 | 70-130 | |
| 1,4-Dichlorobenzene | ug/kg | 1250 | 1180 | 95 | 70-130 | |
| 2,2-Dichloropropane | ug/kg | 1250 | 1140 | 91 | 66-130 | |
| 2-Butanone (MEK) | ug/kg | 2500 | 2280 | 91 | 70-130 | |
| 2-Chlorotoluene | ug/kg | 1250 | 1190 | 95 | 70-130 | |
| 2-Hexanone | ug/kg | 2500 | 2430 | 97 | 70-130 | |
| 4-Chlorotoluene | ug/kg | 1250 | 1150 | 92 | 70-130 | |
| 4-Methyl-2-pentanone (MIBK) | ug/kg | 2500 | 2300 | 92 | 70-130 | |
| Acetone | ug/kg | 2500 | 2170 | 87 | 69-130 | |
| Benzene | ug/kg | 1250 | 1150 | 92 | 70-130 | |
| Bromobenzene | ug/kg | 1250 | 1230 | 98 | 70-130 | |
| Bromochloromethane | ug/kg | 1250 | 1230 | 98 | 70-130 | |
| Bromodichloromethane | ug/kg | 1250 | 1170 | 94 | 69-130 | |
| Bromoform | ug/kg | 1250 | 1330 | 106 | 70-130 | |
| Bromomethane | ug/kg | 1250 | 1570 | 126 | 52-130 | IH,v1 |
| Carbon tetrachloride | ug/kg | 1250 | 1220 | 98 | 70-130 | |
| Chlorobenzene | ug/kg | 1250 | 1150 | 92 | 70-130 | |
| Chloroethane | ug/kg | 1250 | 1200 | 96 | 65-130 | |
| Chloroform | ug/kg | 1250 | 1160 | 93 | 70-130 | |
| Chloromethane | ug/kg | 1250 | 1120 | 90 | 55-130 | |
| cis-1,2-Dichloroethene | ug/kg | 1250 | 1150 | 92 | 70-130 | |
| cis-1,3-Dichloropropene | ug/kg | 1250 | 1180 | 94 | 70-130 | |
| Dibromochloromethane | ug/kg | 1250 | 1300 | 104 | 70-130 | |
| Dibromomethane | ug/kg | 1250 | 1270 | 101 | 70-130 | |
| Dichlorodifluoromethane | ug/kg | 1250 | 1260 | 101 | 45-156 | |
| Diisopropyl ether | ug/kg | 1250 | 1090 | 87 | 70-130 | |
| Ethylbenzene | ug/kg | 1250 | 1080 | 86 | 70-130 | |
| Hexachloro-1,3-butadiene | ug/kg | 1250 | 1230 | 98 | 66-130 | |
| Isopropylbenzene (Cumene) | ug/kg | 1250 | 1200 | 96 | 70-130 | |
| m&p-Xylene | ug/kg | 2500 | 2290 | 92 | 70-130 | |
| Methyl-tert-butyl ether | ug/kg | 1250 | 1150 | 92 | 70-130 | |
| Methylene Chloride | ug/kg | 1250 | 1010 | 81 | 65-130 | |
| n-Butylbenzene | ug/kg | 1250 | 1220 | 97 | 67-130 | |
| n-Propylbenzene | ug/kg | 1250 | 1180 | 94 | 70-130 | |
| Naphthalene | ug/kg | 1250 | 1180 | 94 | 70-130 | |
| o-Xylene | ug/kg | 1250 | 1140 | 91 | 70-130 | |
| p-Isopropyltoluene | ug/kg | 1250 | 1230 | 98 | 67-130 | |
| sec-Butylbenzene | ug/kg | 1250 | 1210 | 97 | 69-130 | |
| Styrene | ug/kg | 1250 | 1220 | 98 | 70-130 | |

**Results presented on this page are in the units indicated by the "Units" column except where an alternate unit is presented to the right of the result.**

## REPORT OF LABORATORY ANALYSIS

This report shall not be reproduced, except in full,
without the written consent of Pace Analytical Services, LLC.

Pace Analytical Services, LLC
9800 Kincey Ave. Suite 100
Huntersville, NC 28078
(704)875-9092

## QUALITY CONTROL DATA

Project: CPC Huntersville/2020-L1-2448
Pace Project No.: 92578597

LABORATORY CONTROL SAMPLE: 3494055

| Parameter | Units | Spike Conc. | LCS Result | LCS % Rec | % Rec Limits | Qualifiers |
|---|---|---|---|---|---|---|
| tert-Butylbenzene | ug/kg | 1250 | 1140 | 92 | 67-130 | |
| Tetrachloroethene | ug/kg | 1250 | 1170 | 93 | 70-130 | |
| Toluene | ug/kg | 1250 | 1110 | 89 | 70-130 | |
| trans-1,2-Dichloroethene | ug/kg | 1250 | 1200 | 96 | 70-130 | |
| trans-1,3-Dichloropropene | ug/kg | 1250 | 1170 | 93 | 68-130 | |
| Trichloroethene | ug/kg | 1250 | 1170 | 94 | 70-130 | |
| Trichlorofluoromethane | ug/kg | 1250 | 1130 | 90 | 70-130 | |
| Vinyl acetate | ug/kg | 2500 | 2380 | 95 | 70-130 | |
| Vinyl chloride | ug/kg | 1250 | 1140 | 91 | 61-130 | |
| Xylene (Total) | ug/kg | 3750 | 3440 | 92 | 70-130 | |
| 1,2-Dichloroethane-d4 (S) | % | | | 92 | 70-130 | |
| 4-Bromofluorobenzene (S) | % | | | 97 | 69-134 | |
| Toluene-d8 (S) | % | | | 98 | 70-130 | |

MATRIX SPIKE SAMPLE: 3494057

| Parameter | Units | 92578597001 Result | Spike Conc. | MS Result | MS % Rec | % Rec Limits | Qualifiers |
|---|---|---|---|---|---|---|---|
| 1,1,1,2-Tetrachloroethane | ug/kg | <5.9 | 594 | 525 | 88 | 70-131 | |
| 1,1,1-Trichloroethane | ug/kg | <5.9 | 594 | 511 | 86 | 65-133 | |
| 1,1,2,2-Tetrachloroethane | ug/kg | <5.9 | 594 | 511 | 86 | 66-130 | |
| 1,1,2-Trichloroethane | ug/kg | <5.9 | 594 | 510 | 86 | 66-133 | |
| 1,1-Dichloroethane | ug/kg | <5.9 | 594 | 509 | 86 | 65-130 | |
| 1,1-Dichloroethene | ug/kg | <5.9 | 594 | 504 | 85 | 10-158 | |
| 1,1-Dichloropropene | ug/kg | <5.9 | 594 | 497 | 84 | 68-133 | |
| 1,2,3-Trichlorobenzene | ug/kg | <5.9 | 594 | 502 | 85 | 27-138 | |
| 1,2,3-Trichloropropane | ug/kg | <5.9 | 594 | 499 | 84 | 67-130 | |
| 1,2,4-Trichlorobenzene | ug/kg | <5.9 | 594 | 561 | 95 | 51-134 | |
| 1,2,4-Trimethylbenzene | ug/kg | 126 | 594 | 708 | 98 | 63-136 | |
| 1,2-Dibromo-3-chloropropane | ug/kg | <5.9 | 594 | 509 | 86 | 32-130 | |
| 1,2-Dibromoethane (EDB) | ug/kg | <5.9 | 594 | 530 | 89 | 70-130 | |
| 1,2-Dichlorobenzene | ug/kg | <5.9 | 594 | 538 | 91 | 69-130 | |
| 1,2-Dichloroethane | ug/kg | <5.9 | 594 | 475 | 80 | 59-130 | |
| 1,2-Dichloropropane | ug/kg | <5.9 | 594 | 523 | 88 | 70-130 | |
| 1,3,5-Trimethylbenzene | ug/kg | 34.0 | 594 | 605 | 96 | 65-137 | |
| 1,3-Dichlorobenzene | ug/kg | <5.9 | 594 | 527 | 89 | 70-130 | |
| 1,3-Dichloropropane | ug/kg | <5.9 | 594 | 520 | 87 | 70-130 | |
| 1,4-Dichlorobenzene | ug/kg | <5.9 | 594 | 533 | 90 | 68-130 | |
| 2,2-Dichloropropane | ug/kg | <5.9 | 594 | 505 | 85 | 32-130 | |
| 2-Butanone (MEK) | ug/kg | 47.6J | 1190 | 547 | 42 | 10-136 | |
| 2-Chlorotoluene | ug/kg | <5.9 | 594 | 537 | 90 | 69-141 | |
| 2-Hexanone | ug/kg | <59.4 | 1190 | 847 | 71 | 10-144 | |
| 4-Chlorotoluene | ug/kg | <5.9 | 594 | 515 | 87 | 70-132 | |
| 4-Methyl-2-pentanone (MIBK) | ug/kg | <59.4 | 1190 | 930 | 78 | 25-143 | |
| Acetone | ug/kg | 82.6J | 1190 | 591 | 43 | 10-130 | |
| Benzene | ug/kg | 90.0 | 594 | 631 | 91 | 67-130 | |

**Results presented on this page are in the units indicated by the "Units" column except where an alternate unit is presented to the right of the result.**

## REPORT OF LABORATORY ANALYSIS

This report shall not be reproduced, except in full,
without the written consent of Pace Analytical Services, LLC.

**Pace Analytical Services, LLC**
9800 Kincey Ave. Suite 100
Huntersville, NC 28078
(704)875-9092

## QUALITY CONTROL DATA

Project: CPC Huntersville/2020-L1-2448
Pace Project No.: 92578597

MATRIX SPIKE SAMPLE: 3494057

| Parameter | Units | 92578597001 Result | Spike Conc. | MS Result | MS % Rec | % Rec Limits | Qualifiers |
|---|---|---|---|---|---|---|---|
| Bromobenzene | ug/kg | <5.9 | 594 | 534 | 90 | 70-130 | |
| Bromochloromethane | ug/kg | <5.9 | 594 | 510 | 86 | 69-134 | |
| Bromodichloromethane | ug/kg | <5.9 | 594 | 493 | 83 | 64-130 | |
| Bromoform | ug/kg | <5.9 | 594 | 522 | 88 | 62-130 | |
| Bromomethane | ug/kg | <11.9 | 594 | 330 | 56 | 20-176 | IH,v1 |
| Carbon tetrachloride | ug/kg | <5.9 | 594 | 537 | 90 | 65-140 | |
| Chlorobenzene | ug/kg | <5.9 | 594 | 522 | 88 | 70-130 | |
| Chloroethane | ug/kg | <11.9 | 594 | 127 | 21 | 10-130 | |
| Chloroform | ug/kg | <5.9 | 594 | 506 | 85 | 63-130 | |
| Chloromethane | ug/kg | <11.9 | 594 | 534 | 90 | 58-130 | |
| cis-1,2-Dichloroethene | ug/kg | <5.9 | 594 | 503 | 85 | 66-130 | |
| cis-1,3-Dichloropropene | ug/kg | <5.9 | 594 | 504 | 85 | 67-130 | |
| Dibromochloromethane | ug/kg | <5.9 | 594 | 521 | 88 | 67-130 | |
| Dibromomethane | ug/kg | <5.9 | 594 | 533 | 90 | 63-131 | |
| Dichlorodifluoromethane | ug/kg | <11.9 | 594 | 544 | 92 | 44-180 | |
| Diisopropyl ether | ug/kg | 27.7 | 594 | 493 | 78 | 63-130 | |
| Ethylbenzene | ug/kg | 84.4 | 594 | 582 | 84 | 66-130 | |
| Hexachloro-1,3-butadiene | ug/kg | <11.9 | 594 | 599 | 101 | 64-150 | |
| Isopropylbenzene (Cumene) | ug/kg | 5.8J | 594 | 571 | 95 | 69-135 | |
| m&p-Xylene | ug/kg | 325 | 1190 | 1410 | 91 | 60-133 | |
| Methyl-tert-butyl ether | ug/kg | <5.9 | 594 | 475 | 80 | 65-130 | |
| Methylene Chloride | ug/kg | <23.8 | 594 | 437 | 74 | 61-130 | |
| n-Butylbenzene | ug/kg | <5.9 | 594 | 579 | 97 | 65-140 | |
| n-Propylbenzene | ug/kg | 19.4 | 594 | 564 | 92 | 67-140 | |
| Naphthalene | ug/kg | 22.4 | 594 | 483 | 78 | 15-145 | |
| o-Xylene | ug/kg | 140 | 594 | 679 | 91 | 66-133 | |
| p-Isopropyltoluene | ug/kg | 7.0 | 594 | 579 | 96 | 56-147 | |
| sec-Butylbenzene | ug/kg | <5.9 | 594 | 576 | 97 | 65-139 | |
| Styrene | ug/kg | <5.9 | 594 | 534 | 90 | 70-132 | |
| tert-Butylbenzene | ug/kg | <5.9 | 594 | 564 | 95 | 62-135 | |
| Tetrachloroethene | ug/kg | <5.9 | 594 | 536 | 90 | 70-135 | |
| Toluene | ug/kg | 582 | 594 | 1100 | 87 | 67-130 | |
| trans-1,2-Dichloroethene | ug/kg | <5.9 | 594 | 526 | 88 | 69-130 | |
| trans-1,3-Dichloropropene | ug/kg | <5.9 | 594 | 478 | 80 | 62-130 | |
| Trichloroethene | ug/kg | <5.9 | 594 | 533 | 90 | 70-135 | |
| Trichlorofluoromethane | ug/kg | <5.9 | 594 | 89.4 | 15 | 10-130 | |
| Vinyl acetate | ug/kg | <59.4 | 1190 | 940 | 79 | 53-130 | |
| Vinyl chloride | ug/kg | <11.9 | 594 | 519 | 87 | 61-148 | |
| Xylene (Total) | ug/kg | 465 | 1790 | 2090 | 91 | 63-132 | |
| 1,2-Dichloroethane-d4 (S) | % | | | | 100 | 70-130 | |
| 4-Bromofluorobenzene (S) | % | | | | 98 | 69-134 | |
| Toluene-d8 (S) | % | | | | 97 | 70-130 | |

**Results presented on this page are in the units indicated by the "Units" column except where an alternate unit is presented to the right of the result.**

## REPORT OF LABORATORY ANALYSIS

This report shall not be reproduced, except in full,
without the written consent of Pace Analytical Services, LLC.

**Pace Analytical Services, LLC**
9800 Kincey Ave. Suite 100
Huntersville, NC 28078
(704)875-9092

## QUALITY CONTROL DATA

Project: CPC Huntersville/2020-L1-2448
Pace Project No.: 92578597

SAMPLE DUPLICATE: 3494056

| Parameter | Units | 92578587001 Result | Dup Result | RPD | Qualifiers |
|---|---|---|---|---|---|
| 1,1,1,2-Tetrachloroethane | ug/kg | ND | <7.3 | | |
| 1,1,1-Trichloroethane | ug/kg | ND | <7.3 | | |
| 1,1,2,2-Tetrachloroethane | ug/kg | ND | <7.3 | | |
| 1,1,2-Trichloroethane | ug/kg | ND | <7.3 | | |
| 1,1-Dichloroethane | ug/kg | ND | <7.3 | | |
| 1,1-Dichloroethene | ug/kg | ND | <7.3 | | |
| 1,1-Dichloropropene | ug/kg | ND | <7.3 | | |
| 1,2,3-Trichlorobenzene | ug/kg | ND | <7.3 | | |
| 1,2,3-Trichloropropane | ug/kg | ND | <7.3 | | |
| 1,2,4-Trichlorobenzene | ug/kg | ND | <7.3 | | |
| 1,2,4-Trimethylbenzene | ug/kg | 14.7 | 14.5 | 2 | |
| 1,2-Dibromo-3-chloropropane | ug/kg | ND | <7.3 | | |
| 1,2-Dibromoethane (EDB) | ug/kg | ND | <7.3 | | |
| 1,2-Dichlorobenzene | ug/kg | ND | <7.3 | | |
| 1,2-Dichloroethane | ug/kg | ND | <7.3 | | |
| 1,2-Dichloropropane | ug/kg | ND | <7.3 | | |
| 1,3,5-Trimethylbenzene | ug/kg | ND | <7.3 | | |
| 1,3-Dichlorobenzene | ug/kg | ND | <7.3 | | |
| 1,3-Dichloropropane | ug/kg | ND | <7.3 | | |
| 1,4-Dichlorobenzene | ug/kg | 19.3 | 21.2 | 9 | |
| 2,2-Dichloropropane | ug/kg | ND | <7.3 | | |
| 2-Butanone (MEK) | ug/kg | ND | <146 | | |
| 2-Chlorotoluene | ug/kg | ND | <7.3 | | |
| 2-Hexanone | ug/kg | ND | <73.2 | | |
| 4-Chlorotoluene | ug/kg | ND | <7.3 | | |
| 4-Methyl-2-pentanone (MIBK) | ug/kg | ND | <73.2 | | |
| Acetone | ug/kg | ND | <146 | | |
| Benzene | ug/kg | ND | <7.3 | | |
| Bromobenzene | ug/kg | ND | <7.3 | | |
| Bromochloromethane | ug/kg | ND | <7.3 | | |
| Bromodichloromethane | ug/kg | ND | <7.3 | | |
| Bromoform | ug/kg | ND | <7.3 | | |
| Bromomethane | ug/kg | ND | <14.6 | | IH,v1 |
| Carbon tetrachloride | ug/kg | ND | <7.3 | | |
| Chlorobenzene | ug/kg | ND | <7.3 | | |
| Chloroethane | ug/kg | ND | <14.6 | | |
| Chloroform | ug/kg | 13.7 | 13.6 | 0 | |
| Chloromethane | ug/kg | ND | <14.6 | | |
| cis-1,2-Dichloroethene | ug/kg | ND | 5.9J | | |
| cis-1,3-Dichloropropene | ug/kg | ND | <7.3 | | |
| Dibromochloromethane | ug/kg | ND | <7.3 | | |
| Dibromomethane | ug/kg | ND | <7.3 | | |
| Dichlorodifluoromethane | ug/kg | ND | <14.6 | | |
| Diisopropyl ether | ug/kg | ND | <7.3 | | |
| Ethylbenzene | ug/kg | 16.1 | 17.1 | 6 | |
| Hexachloro-1,3-butadiene | ug/kg | ND | <14.6 | | |
| Isopropylbenzene (Cumene) | ug/kg | ND | 6.6J | | |

**Results presented on this page are in the units indicated by the "Units" column except where an alternate unit is presented to the right of the result.**

## REPORT OF LABORATORY ANALYSIS

This report shall not be reproduced, except in full,
without the written consent of Pace Analytical Services, LLC.

**Pace Analytical Services, LLC**
9800 Kincey Ave. Suite 100
Huntersville, NC 28078
(704)875-9092

## QUALITY CONTROL DATA

Project: CPC Huntersville/2020-L1-2448
Pace Project No.: 92578597

SAMPLE DUPLICATE: 3494056

| Parameter | Units | 92578587001 Result | Dup Result | RPD | Qualifiers |
|---|---|---|---|---|---|
| m&p-Xylene | ug/kg | 23.0 | 23.6 | 2 | |
| Methyl-tert-butyl ether | ug/kg | ND | <7.3 | | |
| Methylene Chloride | ug/kg | 431 | 432 | 0 | |
| n-Butylbenzene | ug/kg | ND | <7.3 | | |
| n-Propylbenzene | ug/kg | ND | 6.4J | | |
| Naphthalene | ug/kg | 14.3 | 12.7 | 12 | |
| o-Xylene | ug/kg | 8.2 | 7.9 | 5 | |
| p-Isopropyltoluene | ug/kg | 43.2 | 44.8 | 4 | |
| sec-Butylbenzene | ug/kg | ND | <7.3 | | |
| Styrene | ug/kg | 23.6 | 26.8 | 13 | |
| tert-Butylbenzene | ug/kg | ND | <7.3 | | |
| Tetrachloroethene | ug/kg | ND | <7.3 | | |
| Toluene | ug/kg | 98.5 | 102 | 3 | |
| trans-1,2-Dichloroethene | ug/kg | ND | <7.3 | | |
| trans-1,3-Dichloropropene | ug/kg | ND | <7.3 | | |
| Trichloroethene | ug/kg | ND | <7.3 | | |
| Trichlorofluoromethane | ug/kg | ND | <7.3 | | |
| Vinyl acetate | ug/kg | ND | <73.2 | | |
| Vinyl chloride | ug/kg | ND | <14.6 | | |
| Xylene (Total) | ug/kg | 31.3 | 31.4 | 1 | |
| 1,2-Dichloroethane-d4 (S) | % | 98 | 97 | | |
| 4-Bromofluorobenzene (S) | % | 99 | 100 | | |
| Toluene-d8 (S) | % | 99 | 98 | | |

**Results presented on this page are in the units indicated by the "Units" column except where an alternate unit is presented to the right of the result.**

## REPORT OF LABORATORY ANALYSIS

This report shall not be reproduced, except in full,
without the written consent of Pace Analytical Services, LLC.

**Pace Analytical Services, LLC**
9800 Kincey Ave. Suite 100
Huntersville, NC 28078
(704)875-9092

## QUALITY CONTROL DATA

Project: CPC Huntersville/2020-L1-2448
Pace Project No.: 92578597

QC Batch: 667033
QC Batch Method: SW-846
Analysis Method: SW-846
Analysis Description: Dry Weight/Percent Moisture
Laboratory: Pace Analytical Services - Charlotte
Associated Lab Samples: 92578597001, 92578597002, 92578597003, 92578597004, 92578597005, 92578597006, 92578597007

SAMPLE DUPLICATE: 3494365

| Parameter | Units | 92578241001 Result | Dup Result | RPD | Qualifiers |
|---|---|---|---|---|---|
| Percent Moisture | % | 57.1 | 55.7 | 2 | N2 |

SAMPLE DUPLICATE: 3494366

| Parameter | Units | 92578367002 Result | Dup Result | RPD | Qualifiers |
|---|---|---|---|---|---|
| Percent Moisture | % | 27.6 | 30.1 | 9 | N2 |

**Results presented on this page are in the units indicated by the "Units" column except where an alternate unit is presented to the right of the result.**

## REPORT OF LABORATORY ANALYSIS

This report shall not be reproduced, except in full,
without the written consent of Pace Analytical Services, LLC.

**Pace Analytical Services, LLC**
9800 Kincey Ave. Suite 100
Huntersville, NC 28078
(704)875-9092

# QUALIFIERS

Project: CPC Huntersville/2020-L1-2448
Pace Project No.: 92578597

## DEFINITIONS

DF - Dilution Factor, if reported, represents the factor applied to the reported data due to dilution of the sample aliquot.

ND - Not Detected at or above adjusted reporting limit.

TNTC - Too Numerous To Count

J - Estimated concentration above the adjusted method detection limit and below the adjusted reporting limit.

MDL - Adjusted Method Detection Limit.

PQL - Practical Quantitation Limit.

RL - Reporting Limit - The lowest concentration value that meets project requirements for quantitative data with known precision and bias for a specific analyte in a specific matrix.

S - Surrogate

1,2-Diphenylhydrazine decomposes to and cannot be separated from Azobenzene using Method 8270. The result for each analyte is a combined concentration.

Consistent with EPA guidelines, unrounded data are displayed and have been used to calculate % recovery and RPD values.

LCS(D) - Laboratory Control Sample (Duplicate)

MS(D) - Matrix Spike (Duplicate)

DUP - Sample Duplicate

RPD - Relative Percent Difference

NC - Not Calculable.

SG - Silica Gel - Clean-Up

U - Indicates the compound was analyzed for, but not detected.

Acid preservation may not be appropriate for 2 Chloroethylvinyl ether.

A separate vial preserved to a pH of 4-5 is recommended in SW846 Chapter 4 for the analysis of Acrolein and Acrylonitrile by EPA Method 8260.

N-Nitrosodiphenylamine decomposes and cannot be separated from Diphenylamine using Method 8270. The result reported for each analyte is a combined concentration.

Reported results are not rounded until the final step prior to reporting. Therefore, calculated parameters that are typically reported as "Total" may vary slightly from the sum of the reported component parameters.

Pace Analytical is TNI accredited. Contact your Pace PM for the current list of accredited analytes.

TNI - The NELAC Institute.

## ANALYTE QUALIFIERS

| | |
|---|---|
| IH | This analyte exceeded secondary source verification criteria high for the initial calibration. The reported results should be considered an estimated value. |
| N2 | The lab does not hold NELAC/TNI accreditation for this parameter but other accreditations/certifications may apply. A complete list of accreditations/certifications is available upon request. |
| S2 | Surrogate recovery outside laboratory control limits due to matrix interferences (confirmed by similar results from sample re-analysis). |
| v1 | The continuing calibration verification was above the method acceptance limit. Any detection for the analyte in the associated samples may have a high bias. |



This report shall not be reproduced, except in full,
without the written consent of Pace Analytical Services, LLC.

**Pace Analytical Services, LLC**
9800 Kincey Ave. Suite 100
Huntersville, NC 28078
(704)875-9092

## QUALITY CONTROL DATA CROSS REFERENCE TABLE

Project: CPC Huntersville/2020-L1-2448
Pace Project No.: 92578597

| Lab ID | Sample ID | QC Batch Method | QC Batch | Analytical Method | Analytical Batch |
|---|---|---|---|---|---|
| **92578597001** | **RW-101 (22-24')** | MADEP VPH | 666970 | MADEP VPH | 666989 |
| **92578597002** | **RW-101 (50-52')** | MADEP VPH | 667394 | MADEP VPH | 667638 |
| **92578597003** | **RW-102 (16-18')** | MADEP VPH | 666970 | MADEP VPH | 666989 |
| **92578597004** | **RW-102 (36-38')** | MADEP VPH | 667394 | MADEP VPH | 667638 |
| **92578597005** | **RW-102 (44-46')** | MADEP VPH | 667394 | MADEP VPH | 667638 |
| **92578597006** | **RW-103 (38-40')** | MADEP VPH | 667394 | MADEP VPH | 667638 |
| **92578597007** | **RW-103 (58-59')** | MADEP VPH | 666970 | MADEP VPH | 666989 |
| **92578597001** | **RW-101 (22-24')** | EPA 5035A/5030B | 666953 | EPA 8260D | 666956 |
| **92578597002** | **RW-101 (50-52')** | EPA 5035A/5030B | 666953 | EPA 8260D | 666956 |
| **92578597003** | **RW-102 (16-18')** | EPA 5035A/5030B | 666953 | EPA 8260D | 666956 |
| **92578597004** | **RW-102 (36-38')** | EPA 5035A/5030B | 666953 | EPA 8260D | 666956 |
| **92578597005** | **RW-102 (44-46')** | EPA 5035A/5030B | 666953 | EPA 8260D | 666956 |
| **92578597006** | **RW-103 (38-40')** | EPA 5035A/5030B | 666953 | EPA 8260D | 666956 |
| **92578597007** | **RW-103 (58-59')** | EPA 5035A/5030B | 666953 | EPA 8260D | 666956 |
| **92578597001** | **RW-101 (22-24')** | SW-846 | 667033 | | |
| **92578597002** | **RW-101 (50-52')** | SW-846 | 667033 | | |
| **92578597003** | **RW-102 (16-18')** | SW-846 | 667033 | | |
| **92578597004** | **RW-102 (36-38')** | SW-846 | 667033 | | |
| **92578597005** | **RW-102 (44-46')** | SW-846 | 667033 | | |
| **92578597006** | **RW-103 (38-40')** | SW-846 | 667033 | | |
| **92578597007** | **RW-103 (58-59')** | SW-846 | 667033 | | |



This report shall not be reproduced, except in full,
without the written consent of Pace Analytical Services, LLC.

# CHAIN-OF-CUSTODY Analytical Request Document

Pace Analytical

Chain-of-Custody is a LEGAL DOCUMENT - Complete all relevent fields

LAB USE ONLY- Affix Wo

WO# : 92578597

92578597

ALL SHA

Container Preservative T

| | |
|---|---|
| Company: Apex Companies | Billing Information: |
| Address: 5900 Northwoods bus. Pkwy Ste. O | |
| Report To: Andrew Street | Email To: andrew.street@apexcos.com |
| Copy To: Tom Naymann | Site Collection Info/Address: |
| Customer Project Name/Number: CPC Huntersville | State: NC County/City: Huntersville Time Zone Collected: [ ] PT [ ] MT [ ] CT [X] ET |
| Phone: Email: | Site/Facility ID #: CPC Huntersville |
| Collected By (print): Jamie Humphrey | Purchase Order #: Quote #: 2020-L1-2248 |
| Collected By (signature): James Humphrey | Turnaround Date Required: Std |
| Sample Disposal: [X] Dispose as appropriate [ ] Return [ ] Archive: _____ [ ] Hold: _____ | Rush: [ ] Same Day [ ] Next Day [ ] 2 Day [ ] 3 Day [ ] 4 Day [ ] 5 Day (Expedite Charges Apply) |
| | Compliance Monitoring? [ ] Yes [ ] No |
| | DW PWS ID #: DW Location Code: |
| | Immediately Packed on Ice: [X] Yes [ ] No |
| | Field Filtered (if applicable): [ ] Yes [ ] No Analysis: _____ |

** Preservative Types: (1) nitric acid, (2) sulfuric acid, (3) hydrochloric acid, (4) sodium hydroxide, (5) zinc acetate, (6) methanol, (7) sodium bisulfate, (8) sodium thiosulfate, (9) hexane, (A) ascorbic acid, (B) ammonium sulfate, (C) ammonium hydroxide, (D) TSP, (U) Unpreserved, (O) Other _____

* Matrix Codes (Insert in Matrix box below): Drinking Water (DW), Ground Water (GW), Wastewater (WW), Product (P), Soil/Solid (SL), Oil (OL), Wipe (WP), Air (AR), Tissue (TS), Bioassay (B), Vapor (V), Other (OT)

| Customer Sample ID | Matrix * | Comp / Grab | Collected (or Composite Start) Date | Collected (or Composite Start) Time | Composite End Date | Composite End Time | Res Cl | # of Ctns | Analyses: MADEP VPH | Analyses: VOC 8260 | Lab Sample # / Comments |
|---|---|---|---|---|---|---|---|---|---|---|---|
| RW-101 (22-24') | SL | G | 12/13/21 | 1640 | | | | 3 | X | X | 92578597 001 |
| RW-101 (50-52') | SL | G | 12/13/21 | 1645 | | | | 3 | X | X | 002 |
| RW-102 (16-18') | SL | G | 12/14/21 | 1455 | | | | 3 | X | X | 003 |
| RW-102 (30-38') | SL | G | 12/14/21 | 1500 | | | | 3 | X | X | 004 |
| RW-102 (44-46') | SL | G | 12/14/21 | 1650 | | | | 3 | X | X | 005 |
| RW-103 (38-40') | SL | G | 12/15/21 | 1710 | | | | 3 | X | X | 006 |
| RW-103 (58-59') | SL | G | 12/16/21 | 1210 | | | | 3 | X | X | 007 |
| | | | | | | | | | | | |
| | | | | | | | | | | | |
| | | | | | | | | | | | |

Lab Profile/Line:

Lab Sample Receipt Checklist:

| | |
|---|---|
| Custody Seals Present/Intact | Y N (NA) |
| Custody Signatures Present | (Y) N NA |
| Collector Signature Present | (Y) N NA |
| Bottles Intact | (Y) N NA |
| Correct Bottles | (Y) N NA |
| Sufficient Volume | (Y) N NA |
| Samples Received on Ice | (Y) N NA |
| VOA - Headspace Acceptable | Y N (NA) |
| USDA Regulated Soils | Y (N) NA |
| Samples in Holding Time | (Y) N NA |
| Residual Chlorine Present | Y N (NA) |
| Cl Strips: _____ | |
| Sample pH Acceptable | Y N (NA) |
| pH Strips: _____ | |
| Sulfide Present | Y N (NA) |
| Lead Acetate Strips: _____ | |

LAB USE ONLY:

Customer Remarks / Special Conditions / Possible Hazards:

Type of Ice Used: (Wet) Blue Dry None

Packing Material Used:

Radchem sample(s) screened (<500 cpm): Y N (NA)

SHORT HOLDS PRESENT (<72 hours): Y (N) N/A

Lab Tracking #: 2601457

Samples received via: FEDEX UPS (Client) Courier Pace Courier

Lab Sample Temperature Info:

Temp Blank Received: Y (N) NA

Therm ID#: 4RTO64

Cooler 1 Temp Upon Receipt: 3.1 oC

Cooler 1 Therm Corr. Factor: -0 oC

Cooler 1 Corrected Temp: 3.1 oC

Comments:

| Relinquished by/Company: (Signature) | Date/Time: | Received by/Company: (Signature) | Date/Time: |
|---|---|---|---|
| James Johnson /Apex | 12/16/21 1200 | /APEX | 12-16-21/1200 |
| /APEX | 12-16-21/1340 | PACE/LM | 12/16/21 13:40 |
| | | | |

MTJL LAB USE ONLY

Table #:

Acctnum:

Template:

Prelogin:

PM:

PB:

Trip Blank Received: Y (N) NA

HCL MeOH TSP Other

Non Conformance(s): YES / (NO)

Page: 1 of: 1

| Pace Analytical® | Document Name: Bottle Identification Form (BIF) | Document Issued: November 15, 2021 Page 1 of 1 |
|---|---|---|
| | Document No.: F-CAR-CS-043-Rev.01 | Issuing Authority: Pace Carolinas Quality Office |

***Check mark top half of box if pH and/or dechlorination is verified and within the acceptance range for preservation samples.**

Exceptions: VOA, Collform, TOC, Oil and Grease, DRO/8015 (water) DOC, LLHg

****Bottom half of box is to list number of bottles**

Project WO# : 92578597

PM: AMB Due Date: 12/23/21

CLIENT: 92-APEX MOOR

| Matrix | Item# | BP4U-125 mL Plastic Unpreserved (N/A) (Cl-) | BP3U-250 mL Plastic Unpreserved (N/A) | BP2U-500 mL Plastic Unpreserved (N/A) | BP1U-1 liter Plastic Unpreserved (N/A). | BP4S-125 mL Plastic H2SO4 (pH < 2) (Cl-) | BP3N-250 mL plastic HNO3 (pH < 2) | BP4Z-125 mL Plastic ZN Acetate & NaOH (>9) | BP4B-125 mL Plastic NaOH (pH > 12) (Cl-) | WGFU-Wide-mouthed Glass jar Unpreserved | AG1U-1 liter Amber Unpreserved (N/A) (Cl-) | AG1H-1 liter Amber HCl (pH < 2) | AG3U-250 mL Amber Unpreserved (N/A) (Cl-) | AG1S-1 liter Amber H2SO4 (pH < 2) | AG3S-250 mL Amber H2SO4 (pH < 2) | AG3A(DG3A)-250 mL Amber NH4Cl (N/A)(Cl-) | DG9H-40 mL VOA HCl (N/A) | VG9T-40 mL VOA Na2S2O3 (N/A) | VG9U-40 mL VOA Unpreserved (N/A) | DG9P-40 mL VOA H3PO4 (N/A) | VOAK (3 vials per kit)-5035 kit (N/A) | V/GK (3 vials per kit)-VPH/Gas kit (N/A) | SP5T-125 mL Sterile Plastic (N/A – lab) | SP2T-250 mL Sterile Plastic (N/A – lab) | | BP3A-250 mL Plastic (NH2)2SO4 (9.3-9.7) | AGOU-100 mL Amber Unpreserved vials (N/A) | VSGU-20 mL Scintillation vials (N/A) | DG9U-40 mL Amber Unpreserved vials (N/A) |
|---|---|---|---|---|---|---|---|---|---|---|---|---|---|---|---|---|---|---|---|---|---|---|---|---|---|---|---|---|---|---|
| | 1 | | | | | | | | | | | | | | | | | | | | | | 3 | | | | | | | |
| | 2 | | | | | | | | | | | | | | | | | | | | | | 3 | | | | | | | |
| | 3 | | | | | | | | | | | | | | | | | | | | | | 3 | | | | | | | |
| | 4 | | | | | | | | | | | | | | | | | | | | | | 8 | | | | | | | |
| | 5 | | | | | | | | | | | | | | | | | | | | | | 3 | | | | | | | |
| | 6 | | | | | | | | | | | | | | | | | | | | | | 3 | | | | | | | |
| | 7 | | | | | | | | | | | | | | | | | | | | | | 3 | | | | | | | |
| | 8 | | | | | | | | | | | | | | | | | | | | | | | | | | | | | |
| | 9 | | | | | | | | | | | | | | | | | | | | | | | | | | | | | |
| | 10 | | | | | | | | | | | | | | | | | | | | | | | | | | | | | |
| | 11 | | | | | | | | | | | | | | | | | | | | | | | | | | | | | |
| | 12 | | | | | | | | | | | | | | | | | | | | | | | | | | | | | |

## pH Adjustment Log for Preserved Samples

| Sample ID | Type of Preservative | pH upon receipt | Date preservation adjusted | Time preservation adjusted | Amount of Preservative added | Lot # |
|---|---|---|---|---|---|---|
| | | | | | | |
| | | | | | | |
| | | | | | | |

Note: Whenever there is a discrepancy affecting North Carolina compliance samples, a copy of this form will be sent to the North Carolina DEHNR Certification Office (i.e. Out of hold, incorrect preservative, out of temp, incorrect containers.

**Pace Analytical Services, LLC**
9800 Kincey Ave. Suite 100
Huntersville, NC 28078
(704)875-9092

January 04, 2022

Andrew Street
Apex Companies - NC
5900 Northwoods Business Pkwy
Suite 5900-0
Charlotte, NC 28269

RE: Project: CPC Huntersville/2020-L1-2448
Pace Project No.: 92579622

Dear Andrew Street:

Enclosed are the analytical results for sample(s) received by the laboratory on December 22, 2021. The results relate only to the samples included in this report. Results reported herein conform to the applicable TNI/NELAC Standards and the laboratory's Quality Manual, where applicable, unless otherwise noted in the body of the report.

The test results provided in this final report were generated by each of the following laboratories within the Pace Network:

- Pace Analytical Services - Charlotte

Revised on 01/04/2022 to correct collection dates per client request.

If you have any questions concerning this report, please feel free to contact me.

Sincerely,

Angela M. Baioni

Angela Baioni
angela.baioni@pacelabs.com
(704)875-9092
Project Manager

Enclosures

cc: J Culbreath, Colonial Pipeline Company
Naomi Fretz, APEX Companies, LLC
Robert Hughes, Colonial Pipeline
Cameron Lee, Montrose-EPS
Jamie Moran, APEX Companies, LLC
Jeff Morrison, Colonial Pipeline Company
Tom Naumann, APEX Companies - NC
Joe Nicolette, Montrose-EPS
Kaitlyn Nootens, Apex Companies
Christopher Schultz, Apex Companies
Matt Teixeira, Apex Companies, LLC
Michael Verdon, Colonial Pipeline Company
JM Wyatt, Colonial Pipeline Company

**REPORT OF LABORATORY ANALYSIS**

This report shall not be reproduced, except in full,
without the written consent of Pace Analytical Services, LLC.

**Pace Analytical Services, LLC**
9800 Kincey Ave.  Suite 100
Huntersville, NC 28078
(704)875-9092

## CERTIFICATIONS

Project: CPC Huntersville/2020-L1-2448
Pace Project No.: 92579622

**Pace Analytical Services Charlotte**

South Carolina Laboratory ID: 99006
9800 Kincey Ave. Ste 100, Huntersville, NC 28078
North Carolina Drinking Water Certification #: 37706
North Carolina Field Services Certification #: 5342
North Carolina Wastewater Certification #: 12
South Carolina Laboratory ID: 99006
South Carolina Certification #: 99006001
South Carolina Drinking Water Cert. #: 99006003
Florida/NELAP Certification #: E87627
Kentucky UST Certification #: 84
Louisiana DoH Drinking Water #: LA029
Virginia/VELAP Certification #: 460221



This report shall not be reproduced, except in full,
without the written consent of Pace Analytical Services, LLC.

**Pace Analytical Services, LLC**
9800 Kincey Ave. Suite 100
Huntersville, NC 28078
(704)875-9092

## SAMPLE SUMMARY

Project: CPC Huntersville/2020-L1-2448
Pace Project No.: 92579622

| Lab ID | Sample ID | Matrix | Date Collected | Date Received |
|---|---|---|---|---|
| **92579622001** | **RW-104 (20-22)** | Solid | 12/20/21 15:30 | 12/22/21 06:41 |
| **92579622002** | **RW-104 (42-44)** | Solid | 12/20/21 15:35 | 12/22/21 06:41 |
| **92579622003** | **RW-105 (28-30)** | Solid | 12/21/21 16:45 | 12/22/21 06:41 |
| **92579622004** | **RW-105 (48-50)** | Solid | 12/21/21 16:50 | 12/22/21 06:41 |



This report shall not be reproduced, except in full,
without the written consent of Pace Analytical Services, LLC.

**Pace Analytical Services, LLC**
9800 Kincey Ave. Suite 100
Huntersville, NC 28078
(704)875-9092

## SAMPLE ANALYTE COUNT

Project: CPC Huntersville/2020-L1-2448
Pace Project No.: 92579622

| Lab ID | Sample ID | Method | Analysts | Analytes Reported | Laboratory |
|---|---|---|---|---|---|
| **92579622001** | **RW-104 (20-22)** | MADEP VPH | MAD | 6 | PASI-C |
| | | EPA 8260D | LMB | 70 | PASI-C |
| | | SW-846 | KDF | 1 | PASI-C |
| **92579622002** | **RW-104 (42-44)** | MADEP VPH | MAD | 6 | PASI-C |
| | | EPA 8260D | LMB | 70 | PASI-C |
| | | SW-846 | KDF | 1 | PASI-C |
| **92579622003** | **RW-105 (28-30)** | MADEP VPH | MAD | 6 | PASI-C |
| | | EPA 8260D | LMB | 70 | PASI-C |
| | | SW-846 | KDF | 1 | PASI-C |
| **92579622004** | **RW-105 (48-50)** | MADEP VPH | MAD | 6 | PASI-C |
| | | EPA 8260D | LMB | 70 | PASI-C |
| | | SW-846 | KDF | 1 | PASI-C |

PASI-C = Pace Analytical Services - Charlotte



This report shall not be reproduced, except in full,
without the written consent of Pace Analytical Services, LLC.

**Pace Analytical Services, LLC**
9800 Kincey Ave. Suite 100
Huntersville, NC 28078
(704)875-9092

## ANALYTICAL RESULTS

Project: CPC Huntersville/2020-L1-2448
Pace Project No.: 92579622

**Sample: RW-104 (20-22)** **Lab ID: 92579622001** Collected: 12/20/21 15:30 Received: 12/22/21 06:41 Matrix: Solid

***Results reported on a "dry weight" basis and are adjusted for percent moisture, sample size and any dilutions.***

| Parameters | Results | Units | Report Limit | MDL | DF | Prepared | Analyzed | CAS No. | Qual |
|---|---|---|---|---|---|---|---|---|---|
| **VPH NC Soil** | Analytical Method: MADEP VPH Preparation Method: MADEP VPH<br>Pace Analytical Services - Charlotte | | | | | | | | |
| Total VPH (C5-C12) | **6550** | mg/kg | 66.3 | 66.3 | 20 | 12/23/21 14:18 | 12/23/21 22:26 | | N2 |
| Aliphatic (C05-C08) | **3670** | mg/kg | 66.3 | 66.3 | 20 | 12/23/21 14:18 | 12/23/21 22:26 | | N2 |
| Aliphatic(C09-C12) Adjusted | **2020** | mg/kg | 66.3 | 66.3 | 20 | 12/23/21 14:18 | 12/23/21 22:26 | | N2 |
| Aromatic (C09-C10) | **850** | mg/kg | 66.3 | 66.3 | 20 | 12/23/21 14:18 | 12/23/21 22:26 | | N2 |
| ***Surrogates*** | | | | | | | | | |
| 4-Bromofluorobenzene (FID) (S) | 134 | % | 70-130 | | 20 | 12/23/21 14:18 | 12/23/21 22:26 | 460-00-4 | S2 |
| 4-Bromofluorobenzene (PID) (S) | 89 | % | 70-130 | | 20 | 12/23/21 14:18 | 12/23/21 22:26 | 460-00-4 | |
| **8260D/5035A/5030B Volatiles** | Analytical Method: EPA 8260D Preparation Method: EPA 5035A/5030B<br>Pace Analytical Services - Charlotte | | | | | | | | |
| Acetone | **1730J** | ug/kg | 3490 | 1120 | 25 | 12/28/21 12:39 | 12/28/21 21:03 | 67-64-1 | C7,v3 |
| Benzene | **2870** | ug/kg | 175 | 69.5 | 25 | 12/28/21 12:39 | 12/28/21 21:03 | 71-43-2 | |
| Bromobenzene | ND | ug/kg | 175 | 56.9 | 25 | 12/28/21 12:39 | 12/28/21 21:03 | 108-86-1 | |
| Bromochloromethane | ND | ug/kg | 175 | 51.7 | 25 | 12/28/21 12:39 | 12/28/21 21:03 | 74-97-5 | |
| Bromodichloromethane | ND | ug/kg | 175 | 67.4 | 25 | 12/28/21 12:39 | 12/28/21 21:03 | 75-27-4 | |
| Bromoform | ND | ug/kg | 175 | 61.4 | 25 | 12/28/21 12:39 | 12/28/21 21:03 | 75-25-2 | |
| Bromomethane | ND | ug/kg | 349 | 276 | 25 | 12/28/21 12:39 | 12/28/21 21:03 | 74-83-9 | IK |
| 2-Butanone (MEK) | ND | ug/kg | 3490 | 838 | 25 | 12/28/21 12:39 | 12/28/21 21:03 | 78-93-3 | |
| n-Butylbenzene | **3500** | ug/kg | 175 | 82.4 | 25 | 12/28/21 12:39 | 12/28/21 21:03 | 104-51-8 | |
| sec-Butylbenzene | ND | ug/kg | 175 | 76.8 | 25 | 12/28/21 12:39 | 12/28/21 21:03 | 135-98-8 | |
| tert-Butylbenzene | ND | ug/kg | 175 | 62.1 | 25 | 12/28/21 12:39 | 12/28/21 21:03 | 98-06-6 | |
| Carbon tetrachloride | ND | ug/kg | 175 | 65.3 | 25 | 12/28/21 12:39 | 12/28/21 21:03 | 56-23-5 | |
| Chlorobenzene | ND | ug/kg | 175 | 33.5 | 25 | 12/28/21 12:39 | 12/28/21 21:03 | 108-90-7 | |
| Chloroethane | ND | ug/kg | 349 | 135 | 25 | 12/28/21 12:39 | 12/28/21 21:03 | 75-00-3 | |
| Chloroform | ND | ug/kg | 175 | 106 | 25 | 12/28/21 12:39 | 12/28/21 21:03 | 67-66-3 | |
| Chloromethane | ND | ug/kg | 349 | 147 | 25 | 12/28/21 12:39 | 12/28/21 21:03 | 74-87-3 | |
| 2-Chlorotoluene | ND | ug/kg | 175 | 61.8 | 25 | 12/28/21 12:39 | 12/28/21 21:03 | 95-49-8 | |
| 4-Chlorotoluene | ND | ug/kg | 175 | 30.9 | 25 | 12/28/21 12:39 | 12/28/21 21:03 | 106-43-4 | |
| 1,2-Dibromo-3-chloropropane | ND | ug/kg | 175 | 67.7 | 25 | 12/28/21 12:39 | 12/28/21 21:03 | 96-12-8 | |
| Dibromochloromethane | ND | ug/kg | 175 | 98.1 | 25 | 12/28/21 12:39 | 12/28/21 21:03 | 124-48-1 | |
| 1,2-Dibromoethane (EDB) | ND | ug/kg | 175 | 76.8 | 25 | 12/28/21 12:39 | 12/28/21 21:03 | 106-93-4 | |
| Dibromomethane | ND | ug/kg | 175 | 37.4 | 25 | 12/28/21 12:39 | 12/28/21 21:03 | 74-95-3 | |
| 1,2-Dichlorobenzene | ND | ug/kg | 175 | 62.8 | 25 | 12/28/21 12:39 | 12/28/21 21:03 | 95-50-1 | |
| 1,3-Dichlorobenzene | ND | ug/kg | 175 | 54.1 | 25 | 12/28/21 12:39 | 12/28/21 21:03 | 541-73-1 | |
| 1,4-Dichlorobenzene | ND | ug/kg | 175 | 45.4 | 25 | 12/28/21 12:39 | 12/28/21 21:03 | 106-46-7 | |
| Dichlorodifluoromethane | ND | ug/kg | 349 | 75.7 | 25 | 12/28/21 12:39 | 12/28/21 21:03 | 75-71-8 | |
| 1,1-Dichloroethane | ND | ug/kg | 175 | 71.9 | 25 | 12/28/21 12:39 | 12/28/21 21:03 | 75-34-3 | |
| 1,2-Dichloroethane | ND | ug/kg | 175 | 116 | 25 | 12/28/21 12:39 | 12/28/21 21:03 | 107-06-2 | |
| 1,1-Dichloroethene | ND | ug/kg | 175 | 71.9 | 25 | 12/28/21 12:39 | 12/28/21 21:03 | 75-35-4 | |
| cis-1,2-Dichloroethene | ND | ug/kg | 175 | 59.7 | 25 | 12/28/21 12:39 | 12/28/21 21:03 | 156-59-2 | |
| trans-1,2-Dichloroethene | ND | ug/kg | 175 | 61.1 | 25 | 12/28/21 12:39 | 12/28/21 21:03 | 156-60-5 | |
| 1,2-Dichloropropane | ND | ug/kg | 175 | 52.4 | 25 | 12/28/21 12:39 | 12/28/21 21:03 | 78-87-5 | |
| 1,3-Dichloropropane | ND | ug/kg | 175 | 54.5 | 25 | 12/28/21 12:39 | 12/28/21 21:03 | 142-28-9 | |
| 2,2-Dichloropropane | ND | ug/kg | 175 | 56.9 | 25 | 12/28/21 12:39 | 12/28/21 21:03 | 594-20-7 | |

## REPORT OF LABORATORY ANALYSIS

This report shall not be reproduced, except in full,
without the written consent of Pace Analytical Services, LLC.

**Pace Analytical Services, LLC**
9800 Kincey Ave. Suite 100
Huntersville, NC 28078
(704)875-9092

## ANALYTICAL RESULTS

Project: CPC Huntersville/2020-L1-2448
Pace Project No.: 92579622

**Sample: RW-104 (20-22)** **Lab ID: 92579622001** Collected: 12/20/21 15:30 Received: 12/22/21 06:41 Matrix: Solid

***Results reported on a "dry weight" basis and are adjusted for percent moisture, sample size and any dilutions.***

| Parameters | Results | Units | Report Limit | MDL | DF | Prepared | Analyzed | CAS No. | Qual |
|---|---|---|---|---|---|---|---|---|---|
| **8260D/5035A/5030B Volatiles** | Analytical Method: EPA 8260D Preparation Method: EPA 5035A/5030B<br>Pace Analytical Services - Charlotte | | | | | | | | |
| 1,1-Dichloropropene | ND | ug/kg | 175 | 83.8 | 25 | 12/28/21 12:39 | 12/28/21 21:03 | 563-58-6 | |
| cis-1,3-Dichloropropene | ND | ug/kg | 175 | 47.5 | 25 | 12/28/21 12:39 | 12/28/21 21:03 | 10061-01-5 | |
| trans-1,3-Dichloropropene | ND | ug/kg | 175 | 60.0 | 25 | 12/28/21 12:39 | 12/28/21 21:03 | 10061-02-6 | |
| Diisopropyl ether | **238** | ug/kg | 175 | 47.1 | 25 | 12/28/21 12:39 | 12/28/21 21:03 | 108-20-3 | |
| Ethylbenzene | **31000** | ug/kg | 175 | 81.3 | 25 | 12/28/21 12:39 | 12/28/21 21:03 | 100-41-4 | |
| Hexachloro-1,3-butadiene | ND | ug/kg | 349 | 286 | 25 | 12/28/21 12:39 | 12/28/21 21:03 | 87-68-3 | |
| 2-Hexanone | ND | ug/kg | 1750 | 168 | 25 | 12/28/21 12:39 | 12/28/21 21:03 | 591-78-6 | |
| Isopropylbenzene (Cumene) | **3290** | ug/kg | 175 | 59.3 | 25 | 12/28/21 12:39 | 12/28/21 21:03 | 98-82-8 | |
| p-Isopropyltoluene | ND | ug/kg | 175 | 85.9 | 25 | 12/28/21 12:39 | 12/28/21 21:03 | 99-87-6 | |
| Methylene Chloride | ND | ug/kg | 698 | 478 | 25 | 12/28/21 12:39 | 12/28/21 21:03 | 75-09-2 | v2 |
| 4-Methyl-2-pentanone (MIBK) | ND | ug/kg | 1750 | 168 | 25 | 12/28/21 12:39 | 12/28/21 21:03 | 108-10-1 | |
| Methyl-tert-butyl ether | ND | ug/kg | 175 | 65.3 | 25 | 12/28/21 12:39 | 12/28/21 21:03 | 1634-04-4 | |
| Naphthalene | **12700** | ug/kg | 175 | 91.8 | 25 | 12/28/21 12:39 | 12/28/21 21:03 | 91-20-3 | |
| n-Propylbenzene | ND | ug/kg | 175 | 62.1 | 25 | 12/28/21 12:39 | 12/28/21 21:03 | 103-65-1 | |
| Styrene | ND | ug/kg | 175 | 46.1 | 25 | 12/28/21 12:39 | 12/28/21 21:03 | 100-42-5 | |
| 1,1,1,2-Tetrachloroethane | ND | ug/kg | 175 | 67.0 | 25 | 12/28/21 12:39 | 12/28/21 21:03 | 630-20-6 | |
| 1,1,2,2-Tetrachloroethane | ND | ug/kg | 175 | 46.1 | 25 | 12/28/21 12:39 | 12/28/21 21:03 | 79-34-5 | |
| Tetrachloroethene | ND | ug/kg | 175 | 55.2 | 25 | 12/28/21 12:39 | 12/28/21 21:03 | 127-18-4 | |
| Toluene | **79200** | ug/kg | 175 | 49.6 | 25 | 12/28/21 12:39 | 12/28/21 21:03 | 108-88-3 | |
| 1,2,3-Trichlorobenzene | ND | ug/kg | 175 | 141 | 25 | 12/28/21 12:39 | 12/28/21 21:03 | 87-61-6 | |
| 1,2,4-Trichlorobenzene | ND | ug/kg | 175 | 147 | 25 | 12/28/21 12:39 | 12/28/21 21:03 | 120-82-1 | |
| 1,1,1-Trichloroethane | ND | ug/kg | 175 | 90.8 | 25 | 12/28/21 12:39 | 12/28/21 21:03 | 71-55-6 | |
| 1,1,2-Trichloroethane | ND | ug/kg | 175 | 57.9 | 25 | 12/28/21 12:39 | 12/28/21 21:03 | 79-00-5 | |
| Trichloroethene | ND | ug/kg | 175 | 45.0 | 25 | 12/28/21 12:39 | 12/28/21 21:03 | 79-01-6 | |
| Trichlorofluoromethane | ND | ug/kg | 175 | 96.0 | 25 | 12/28/21 12:39 | 12/28/21 21:03 | 75-69-4 | |
| 1,2,3-Trichloropropane | ND | ug/kg | 175 | 88.3 | 25 | 12/28/21 12:39 | 12/28/21 21:03 | 96-18-4 | |
| 1,2,4-Trimethylbenzene | **87700** | ug/kg | 175 | 47.8 | 25 | 12/28/21 12:39 | 12/28/21 21:03 | 95-63-6 | |
| 1,3,5-Trimethylbenzene | **24500** | ug/kg | 175 | 58.6 | 25 | 12/28/21 12:39 | 12/28/21 21:03 | 108-67-8 | |
| Vinyl acetate | ND | ug/kg | 1750 | 127 | 25 | 12/28/21 12:39 | 12/28/21 21:03 | 108-05-4 | |
| Vinyl chloride | ND | ug/kg | 349 | 88.7 | 25 | 12/28/21 12:39 | 12/28/21 21:03 | 75-01-4 | |
| Xylene (Total) | **183000** | ug/kg | 349 | 99.5 | 25 | 12/28/21 12:39 | 12/28/21 21:03 | 1330-20-7 | |
| m&p-Xylene | **125000** | ug/kg | 349 | 119 | 25 | 12/28/21 12:39 | 12/28/21 21:03 | 179601-23-1 | |
| o-Xylene | **58300** | ug/kg | 175 | 77.1 | 25 | 12/28/21 12:39 | 12/28/21 21:03 | 95-47-6 | |
| ***Surrogates*** | | | | | | | | | |
| Toluene-d8 (S) | 100 | % | 70-130 | | 25 | 12/28/21 12:39 | 12/28/21 21:03 | 2037-26-5 | |
| 4-Bromofluorobenzene (S) | 95 | % | 69-134 | | 25 | 12/28/21 12:39 | 12/28/21 21:03 | 460-00-4 | |
| 1,2-Dichloroethane-d4 (S) | 99 | % | 70-130 | | 25 | 12/28/21 12:39 | 12/28/21 21:03 | 17060-07-0 | |
| **Percent Moisture** | Analytical Method: SW-846<br>Pace Analytical Services - Charlotte | | | | | | | | |
| Percent Moisture | **16.3** | % | 0.10 | 0.10 | 1 | | 12/22/21 15:37 | | N2 |

## REPORT OF LABORATORY ANALYSIS

This report shall not be reproduced, except in full,
without the written consent of Pace Analytical Services, LLC.

Pace Analytical Services, LLC
9800 Kincey Ave. Suite 100
Huntersville, NC 28078
(704)875-9092

## ANALYTICAL RESULTS

Project: CPC Huntersville/2020-L1-2448
Pace Project No.: 92579622

**Sample: RW-104 (42-44)** **Lab ID: 92579622002** Collected: 12/20/21 15:35 Received: 12/22/21 06:41 Matrix: Solid

***Results reported on a "dry weight" basis and are adjusted for percent moisture, sample size and any dilutions.***

| Parameters | Results | Units | Report Limit | MDL | DF | Prepared | Analyzed | CAS No. | Qual |
|---|---|---|---|---|---|---|---|---|---|
| **VPH NC Soil** | Analytical Method: MADEP VPH Preparation Method: MADEP VPH<br>Pace Analytical Services - Charlotte | | | | | | | | |
| Total VPH (C5-C12) | **347** | mg/kg | 2.5 | 2.5 | 1 | 12/22/21 19:56 | 12/23/21 03:09 | | N2 |
| Aliphatic (C05-C08) | **264** | mg/kg | 2.5 | 2.5 | 1 | 12/22/21 19:56 | 12/23/21 03:09 | | N2 |
| Aliphatic(C09-C12) Adjusted | **57.1** | mg/kg | 2.5 | 2.5 | 1 | 12/22/21 19:56 | 12/23/21 03:09 | | N2 |
| Aromatic (C09-C10) | **25.3** | mg/kg | 2.5 | 2.5 | 1 | 12/22/21 19:56 | 12/23/21 03:09 | | N2 |
| ***Surrogates*** | | | | | | | | | |
| 4-Bromofluorobenzene (FID) (S) | 125 | % | 70-130 | | 1 | 12/22/21 19:56 | 12/23/21 03:09 | 460-00-4 | |
| 4-Bromofluorobenzene (PID) (S) | 90 | % | 70-130 | | 1 | 12/22/21 19:56 | 12/23/21 03:09 | 460-00-4 | |
| **8260D/5035A/5030B Volatiles** | Analytical Method: EPA 8260D Preparation Method: EPA 5035A/5030B<br>Pace Analytical Services - Charlotte | | | | | | | | |
| Acetone | ND | ug/kg | 482 | 155 | 5 | 12/27/21 13:12 | 12/27/21 20:02 | 67-64-1 | |
| Benzene | **1190** | ug/kg | 24.1 | 9.6 | 5 | 12/27/21 13:12 | 12/27/21 20:02 | 71-43-2 | |
| Bromobenzene | ND | ug/kg | 24.1 | 7.9 | 5 | 12/27/21 13:12 | 12/27/21 20:02 | 108-86-1 | |
| Bromochloromethane | ND | ug/kg | 24.1 | 7.1 | 5 | 12/27/21 13:12 | 12/27/21 20:02 | 74-97-5 | |
| Bromodichloromethane | ND | ug/kg | 24.1 | 9.3 | 5 | 12/27/21 13:12 | 12/27/21 20:02 | 75-27-4 | |
| Bromoform | ND | ug/kg | 24.1 | 8.5 | 5 | 12/27/21 13:12 | 12/27/21 20:02 | 75-25-2 | |
| Bromomethane | ND | ug/kg | 48.2 | 38.1 | 5 | 12/27/21 13:12 | 12/27/21 20:02 | 74-83-9 | IK |
| 2-Butanone (MEK) | ND | ug/kg | 482 | 116 | 5 | 12/27/21 13:12 | 12/27/21 20:02 | 78-93-3 | |
| n-Butylbenzene | **530** | ug/kg | 24.1 | 11.4 | 5 | 12/27/21 13:12 | 12/27/21 20:02 | 104-51-8 | |
| sec-Butylbenzene | ND | ug/kg | 24.1 | 10.6 | 5 | 12/27/21 13:12 | 12/27/21 20:02 | 135-98-8 | |
| tert-Butylbenzene | ND | ug/kg | 24.1 | 8.6 | 5 | 12/27/21 13:12 | 12/27/21 20:02 | 98-06-6 | |
| Carbon tetrachloride | ND | ug/kg | 24.1 | 9.0 | 5 | 12/27/21 13:12 | 12/27/21 20:02 | 56-23-5 | |
| Chlorobenzene | ND | ug/kg | 24.1 | 4.6 | 5 | 12/27/21 13:12 | 12/27/21 20:02 | 108-90-7 | |
| Chloroethane | ND | ug/kg | 48.2 | 18.6 | 5 | 12/27/21 13:12 | 12/27/21 20:02 | 75-00-3 | |
| Chloroform | ND | ug/kg | 24.1 | 14.7 | 5 | 12/27/21 13:12 | 12/27/21 20:02 | 67-66-3 | |
| Chloromethane | ND | ug/kg | 48.2 | 20.2 | 5 | 12/27/21 13:12 | 12/27/21 20:02 | 74-87-3 | |
| 2-Chlorotoluene | ND | ug/kg | 24.1 | 8.5 | 5 | 12/27/21 13:12 | 12/27/21 20:02 | 95-49-8 | |
| 4-Chlorotoluene | ND | ug/kg | 24.1 | 4.3 | 5 | 12/27/21 13:12 | 12/27/21 20:02 | 106-43-4 | |
| 1,2-Dibromo-3-chloropropane | ND | ug/kg | 24.1 | 9.4 | 5 | 12/27/21 13:12 | 12/27/21 20:02 | 96-12-8 | |
| Dibromochloromethane | ND | ug/kg | 24.1 | 13.5 | 5 | 12/27/21 13:12 | 12/27/21 20:02 | 124-48-1 | |
| 1,2-Dibromoethane (EDB) | ND | ug/kg | 24.1 | 10.6 | 5 | 12/27/21 13:12 | 12/27/21 20:02 | 106-93-4 | |
| Dibromomethane | ND | ug/kg | 24.1 | 5.2 | 5 | 12/27/21 13:12 | 12/27/21 20:02 | 74-95-3 | |
| 1,2-Dichlorobenzene | ND | ug/kg | 24.1 | 8.7 | 5 | 12/27/21 13:12 | 12/27/21 20:02 | 95-50-1 | |
| 1,3-Dichlorobenzene | ND | ug/kg | 24.1 | 7.5 | 5 | 12/27/21 13:12 | 12/27/21 20:02 | 541-73-1 | |
| 1,4-Dichlorobenzene | ND | ug/kg | 24.1 | 6.3 | 5 | 12/27/21 13:12 | 12/27/21 20:02 | 106-46-7 | |
| Dichlorodifluoromethane | ND | ug/kg | 48.2 | 10.5 | 5 | 12/27/21 13:12 | 12/27/21 20:02 | 75-71-8 | |
| 1,1-Dichloroethane | ND | ug/kg | 24.1 | 9.9 | 5 | 12/27/21 13:12 | 12/27/21 20:02 | 75-34-3 | |
| 1,2-Dichloroethane | ND | ug/kg | 24.1 | 16.0 | 5 | 12/27/21 13:12 | 12/27/21 20:02 | 107-06-2 | |
| 1,1-Dichloroethene | ND | ug/kg | 24.1 | 9.9 | 5 | 12/27/21 13:12 | 12/27/21 20:02 | 75-35-4 | |
| cis-1,2-Dichloroethene | ND | ug/kg | 24.1 | 8.2 | 5 | 12/27/21 13:12 | 12/27/21 20:02 | 156-59-2 | |
| trans-1,2-Dichloroethene | ND | ug/kg | 24.1 | 8.4 | 5 | 12/27/21 13:12 | 12/27/21 20:02 | 156-60-5 | |
| 1,2-Dichloropropane | ND | ug/kg | 24.1 | 7.2 | 5 | 12/27/21 13:12 | 12/27/21 20:02 | 78-87-5 | |
| 1,3-Dichloropropane | ND | ug/kg | 24.1 | 7.5 | 5 | 12/27/21 13:12 | 12/27/21 20:02 | 142-28-9 | |
| 2,2-Dichloropropane | ND | ug/kg | 24.1 | 7.9 | 5 | 12/27/21 13:12 | 12/27/21 20:02 | 594-20-7 | |

## REPORT OF LABORATORY ANALYSIS

This report shall not be reproduced, except in full,
without the written consent of Pace Analytical Services, LLC.

**Pace Analytical Services, LLC**
9800 Kincey Ave. Suite 100
Huntersville, NC 28078
(704)875-9092

## ANALYTICAL RESULTS

Project: CPC Huntersville/2020-L1-2448
Pace Project No.: 92579622

**Sample: RW-104 (42-44)** **Lab ID: 92579622002** Collected: 12/20/21 15:35 Received: 12/22/21 06:41 Matrix: Solid

***Results reported on a "dry weight" basis and are adjusted for percent moisture, sample size and any dilutions.***

| Parameters | Results | Units | Report Limit | MDL | DF | Prepared | Analyzed | CAS No. | Qual |
|---|---|---|---|---|---|---|---|---|---|
| **8260D/5035A/5030B Volatiles** | Analytical Method: EPA 8260D Preparation Method: EPA 5035A/5030B<br>Pace Analytical Services - Charlotte | | | | | | | | |
| 1,1-Dichloropropene | ND | ug/kg | 24.1 | 11.6 | 5 | 12/27/21 13:12 | 12/27/21 20:02 | 563-58-6 | |
| cis-1,3-Dichloropropene | ND | ug/kg | 24.1 | 6.6 | 5 | 12/27/21 13:12 | 12/27/21 20:02 | 10061-01-5 | |
| trans-1,3-Dichloropropene | ND | ug/kg | 24.1 | 8.3 | 5 | 12/27/21 13:12 | 12/27/21 20:02 | 10061-02-6 | |
| Diisopropyl ether | ND | ug/kg | 24.1 | 6.5 | 5 | 12/27/21 13:12 | 12/27/21 20:02 | 108-20-3 | |
| Ethylbenzene | **3640** | ug/kg | 24.1 | 11.2 | 5 | 12/27/21 13:12 | 12/27/21 20:02 | 100-41-4 | |
| Hexachloro-1,3-butadiene | ND | ug/kg | 48.2 | 39.4 | 5 | 12/27/21 13:12 | 12/27/21 20:02 | 87-68-3 | |
| 2-Hexanone | ND | ug/kg | 241 | 23.2 | 5 | 12/27/21 13:12 | 12/27/21 20:02 | 591-78-6 | |
| Isopropylbenzene (Cumene) | **373** | ug/kg | 24.1 | 8.2 | 5 | 12/27/21 13:12 | 12/27/21 20:02 | 98-82-8 | |
| p-Isopropyltoluene | ND | ug/kg | 24.1 | 11.9 | 5 | 12/27/21 13:12 | 12/27/21 20:02 | 99-87-6 | |
| Methylene Chloride | ND | ug/kg | 96.4 | 66.0 | 5 | 12/27/21 13:12 | 12/27/21 20:02 | 75-09-2 | |
| 4-Methyl-2-pentanone (MIBK) | ND | ug/kg | 241 | 23.2 | 5 | 12/27/21 13:12 | 12/27/21 20:02 | 108-10-1 | |
| Methyl-tert-butyl ether | ND | ug/kg | 24.1 | 9.0 | 5 | 12/27/21 13:12 | 12/27/21 20:02 | 1634-04-4 | |
| Naphthalene | **1660** | ug/kg | 24.1 | 12.7 | 5 | 12/27/21 13:12 | 12/27/21 20:02 | 91-20-3 | |
| n-Propylbenzene | ND | ug/kg | 24.1 | 8.6 | 5 | 12/27/21 13:12 | 12/27/21 20:02 | 103-65-1 | |
| Styrene | ND | ug/kg | 24.1 | 6.4 | 5 | 12/27/21 13:12 | 12/27/21 20:02 | 100-42-5 | |
| 1,1,1,2-Tetrachloroethane | ND | ug/kg | 24.1 | 9.3 | 5 | 12/27/21 13:12 | 12/27/21 20:02 | 630-20-6 | |
| 1,1,2,2-Tetrachloroethane | ND | ug/kg | 24.1 | 6.4 | 5 | 12/27/21 13:12 | 12/27/21 20:02 | 79-34-5 | |
| Tetrachloroethene | ND | ug/kg | 24.1 | 7.6 | 5 | 12/27/21 13:12 | 12/27/21 20:02 | 127-18-4 | |
| Toluene | **12800** | ug/kg | 24.1 | 6.8 | 5 | 12/27/21 13:12 | 12/27/21 20:02 | 108-88-3 | |
| 1,2,3-Trichlorobenzene | ND | ug/kg | 24.1 | 19.5 | 5 | 12/27/21 13:12 | 12/27/21 20:02 | 87-61-6 | |
| 1,2,4-Trichlorobenzene | ND | ug/kg | 24.1 | 20.2 | 5 | 12/27/21 13:12 | 12/27/21 20:02 | 120-82-1 | |
| 1,1,1-Trichloroethane | ND | ug/kg | 24.1 | 12.5 | 5 | 12/27/21 13:12 | 12/27/21 20:02 | 71-55-6 | |
| 1,1,2-Trichloroethane | ND | ug/kg | 24.1 | 8.0 | 5 | 12/27/21 13:12 | 12/27/21 20:02 | 79-00-5 | |
| Trichloroethene | ND | ug/kg | 24.1 | 6.2 | 5 | 12/27/21 13:12 | 12/27/21 20:02 | 79-01-6 | |
| Trichlorofluoromethane | ND | ug/kg | 24.1 | 13.3 | 5 | 12/27/21 13:12 | 12/27/21 20:02 | 75-69-4 | |
| 1,2,3-Trichloropropane | ND | ug/kg | 24.1 | 12.2 | 5 | 12/27/21 13:12 | 12/27/21 20:02 | 96-18-4 | |
| 1,2,4-Trimethylbenzene | **10300** | ug/kg | 24.1 | 6.6 | 5 | 12/27/21 13:12 | 12/27/21 20:02 | 95-63-6 | |
| 1,3,5-Trimethylbenzene | **2930** | ug/kg | 24.1 | 8.1 | 5 | 12/27/21 13:12 | 12/27/21 20:02 | 108-67-8 | |
| Vinyl acetate | ND | ug/kg | 241 | 17.5 | 5 | 12/27/21 13:12 | 12/27/21 20:02 | 108-05-4 | |
| Vinyl chloride | ND | ug/kg | 48.2 | 12.2 | 5 | 12/27/21 13:12 | 12/27/21 20:02 | 75-01-4 | |
| Xylene (Total) | **20700** | ug/kg | 48.2 | 13.7 | 5 | 12/27/21 13:12 | 12/27/21 20:02 | 1330-20-7 | |
| m&p-Xylene | **14700** | ug/kg | 48.2 | 16.5 | 5 | 12/27/21 13:12 | 12/27/21 20:02 | 179601-23-1 | |
| o-Xylene | **5960** | ug/kg | 24.1 | 10.7 | 5 | 12/27/21 13:12 | 12/27/21 20:02 | 95-47-6 | |
| ***Surrogates*** | | | | | | | | | |
| Toluene-d8 (S) | 98 | % | 70-130 | | 5 | 12/27/21 13:12 | 12/27/21 20:02 | 2037-26-5 | |
| 4-Bromofluorobenzene (S) | 99 | % | 69-134 | | 5 | 12/27/21 13:12 | 12/27/21 20:02 | 460-00-4 | |
| 1,2-Dichloroethane-d4 (S) | 101 | % | 70-130 | | 5 | 12/27/21 13:12 | 12/27/21 20:02 | 17060-07-0 | |
| **Percent Moisture** | Analytical Method: SW-846<br>Pace Analytical Services - Charlotte | | | | | | | | |
| Percent Moisture | **8.3** | % | 0.10 | 0.10 | 1 | | 12/22/21 15:37 | | N2 |

## REPORT OF LABORATORY ANALYSIS

This report shall not be reproduced, except in full,
without the written consent of Pace Analytical Services, LLC.

Pace Analytical Services, LLC
9800 Kincey Ave. Suite 100
Huntersville, NC 28078
(704)875-9092

## ANALYTICAL RESULTS

Project: CPC Huntersville/2020-L1-2448
Pace Project No.: 92579622

**Sample: RW-105 (28-30)** **Lab ID: 92579622003** Collected: 12/21/21 16:45 Received: 12/22/21 06:41 Matrix: Solid

***Results reported on a "dry weight" basis and are adjusted for percent moisture, sample size and any dilutions.***

| Parameters | Results | Units | Report Limit | MDL | DF | Prepared | Analyzed | CAS No. | Qual |
|---|---|---|---|---|---|---|---|---|---|
| **VPH NC Soil** | Analytical Method: MADEP VPH Preparation Method: MADEP VPH<br>Pace Analytical Services - Charlotte | | | | | | | | |
| Total VPH (C5-C12) | **6660** | mg/kg | 59.3 | 59.3 | 20 | 12/23/21 14:18 | 12/23/21 22:54 | | N2 |
| Aliphatic (C05-C08) | **3920** | mg/kg | 59.3 | 59.3 | 20 | 12/23/21 14:18 | 12/23/21 22:54 | | N2 |
| Aliphatic(C09-C12) Adjusted | **1940** | mg/kg | 59.3 | 59.3 | 20 | 12/23/21 14:18 | 12/23/21 22:54 | | N2 |
| Aromatic (C09-C10) | **799** | mg/kg | 59.3 | 59.3 | 20 | 12/23/21 14:18 | 12/23/21 22:54 | | N2 |
| ***Surrogates*** | | | | | | | | | |
| 4-Bromofluorobenzene (FID) (S) | 133 | % | 70-130 | | 20 | 12/23/21 14:18 | 12/23/21 22:54 | 460-00-4 | S2 |
| 4-Bromofluorobenzene (PID) (S) | 87 | % | 70-130 | | 20 | 12/23/21 14:18 | 12/23/21 22:54 | 460-00-4 | |
| **8260D/5035A/5030B Volatiles** | Analytical Method: EPA 8260D Preparation Method: EPA 5035A/5030B<br>Pace Analytical Services - Charlotte | | | | | | | | |
| Acetone | ND | ug/kg | 6650 | 2130 | 50 | 12/27/21 13:12 | 12/27/21 20:39 | 67-64-1 | |
| Benzene | **14100** | ug/kg | 333 | 132 | 50 | 12/27/21 13:12 | 12/27/21 20:39 | 71-43-2 | |
| Bromobenzene | ND | ug/kg | 333 | 108 | 50 | 12/27/21 13:12 | 12/27/21 20:39 | 108-86-1 | |
| Bromochloromethane | ND | ug/kg | 333 | 98.4 | 50 | 12/27/21 13:12 | 12/27/21 20:39 | 74-97-5 | |
| Bromodichloromethane | ND | ug/kg | 333 | 128 | 50 | 12/27/21 13:12 | 12/27/21 20:39 | 75-27-4 | |
| Bromoform | ND | ug/kg | 333 | 117 | 50 | 12/27/21 13:12 | 12/27/21 20:39 | 75-25-2 | |
| Bromomethane | ND | ug/kg | 665 | 525 | 50 | 12/27/21 13:12 | 12/27/21 20:39 | 74-83-9 | IK |
| 2-Butanone (MEK) | ND | ug/kg | 6650 | 1600 | 50 | 12/27/21 13:12 | 12/27/21 20:39 | 78-93-3 | |
| n-Butylbenzene | **11100** | ug/kg | 333 | 157 | 50 | 12/27/21 13:12 | 12/27/21 20:39 | 104-51-8 | |
| sec-Butylbenzene | ND | ug/kg | 333 | 146 | 50 | 12/27/21 13:12 | 12/27/21 20:39 | 135-98-8 | |
| tert-Butylbenzene | ND | ug/kg | 333 | 118 | 50 | 12/27/21 13:12 | 12/27/21 20:39 | 98-06-6 | |
| Carbon tetrachloride | ND | ug/kg | 333 | 124 | 50 | 12/27/21 13:12 | 12/27/21 20:39 | 56-23-5 | |
| Chlorobenzene | **350** | ug/kg | 333 | 63.8 | 50 | 12/27/21 13:12 | 12/27/21 20:39 | 108-90-7 | |
| Chloroethane | ND | ug/kg | 665 | 257 | 50 | 12/27/21 13:12 | 12/27/21 20:39 | 75-00-3 | |
| Chloroform | ND | ug/kg | 333 | 202 | 50 | 12/27/21 13:12 | 12/27/21 20:39 | 67-66-3 | |
| Chloromethane | ND | ug/kg | 665 | 279 | 50 | 12/27/21 13:12 | 12/27/21 20:39 | 74-87-3 | |
| 2-Chlorotoluene | ND | ug/kg | 333 | 118 | 50 | 12/27/21 13:12 | 12/27/21 20:39 | 95-49-8 | |
| 4-Chlorotoluene | ND | ug/kg | 333 | 58.9 | 50 | 12/27/21 13:12 | 12/27/21 20:39 | 106-43-4 | |
| 1,2-Dibromo-3-chloropropane | ND | ug/kg | 333 | 129 | 50 | 12/27/21 13:12 | 12/27/21 20:39 | 96-12-8 | |
| Dibromochloromethane | ND | ug/kg | 333 | 187 | 50 | 12/27/21 13:12 | 12/27/21 20:39 | 124-48-1 | |
| 1,2-Dibromoethane (EDB) | ND | ug/kg | 333 | 146 | 50 | 12/27/21 13:12 | 12/27/21 20:39 | 106-93-4 | |
| Dibromomethane | ND | ug/kg | 333 | 71.2 | 50 | 12/27/21 13:12 | 12/27/21 20:39 | 74-95-3 | |
| 1,2-Dichlorobenzene | ND | ug/kg | 333 | 120 | 50 | 12/27/21 13:12 | 12/27/21 20:39 | 95-50-1 | |
| 1,3-Dichlorobenzene | ND | ug/kg | 333 | 103 | 50 | 12/27/21 13:12 | 12/27/21 20:39 | 541-73-1 | |
| 1,4-Dichlorobenzene | ND | ug/kg | 333 | 86.5 | 50 | 12/27/21 13:12 | 12/27/21 20:39 | 106-46-7 | |
| Dichlorodifluoromethane | ND | ug/kg | 665 | 144 | 50 | 12/27/21 13:12 | 12/27/21 20:39 | 75-71-8 | |
| 1,1-Dichloroethane | ND | ug/kg | 333 | 137 | 50 | 12/27/21 13:12 | 12/27/21 20:39 | 75-34-3 | |
| 1,2-Dichloroethane | ND | ug/kg | 333 | 220 | 50 | 12/27/21 13:12 | 12/27/21 20:39 | 107-06-2 | |
| 1,1-Dichloroethene | ND | ug/kg | 333 | 137 | 50 | 12/27/21 13:12 | 12/27/21 20:39 | 75-35-4 | |
| cis-1,2-Dichloroethene | ND | ug/kg | 333 | 114 | 50 | 12/27/21 13:12 | 12/27/21 20:39 | 156-59-2 | |
| trans-1,2-Dichloroethene | ND | ug/kg | 333 | 116 | 50 | 12/27/21 13:12 | 12/27/21 20:39 | 156-60-5 | |
| 1,2-Dichloropropane | ND | ug/kg | 333 | 99.8 | 50 | 12/27/21 13:12 | 12/27/21 20:39 | 78-87-5 | |
| 1,3-Dichloropropane | ND | ug/kg | 333 | 104 | 50 | 12/27/21 13:12 | 12/27/21 20:39 | 142-28-9 | |
| 2,2-Dichloropropane | ND | ug/kg | 333 | 108 | 50 | 12/27/21 13:12 | 12/27/21 20:39 | 594-20-7 | |

## REPORT OF LABORATORY ANALYSIS

This report shall not be reproduced, except in full,
without the written consent of Pace Analytical Services, LLC.

**Pace Analytical Services, LLC**
9800 Kincey Ave. Suite 100
Huntersville, NC 28078
(704)875-9092

## ANALYTICAL RESULTS

Project: CPC Huntersville/2020-L1-2448
Pace Project No.: 92579622

**Sample: RW-105 (28-30)** **Lab ID: 92579622003** Collected: 12/21/21 16:45 Received: 12/22/21 06:41 Matrix: Solid

***Results reported on a "dry weight" basis and are adjusted for percent moisture, sample size and any dilutions.***

| Parameters | Results | Units | Report Limit | MDL | DF | Prepared | Analyzed | CAS No. | Qual |
|---|---|---|---|---|---|---|---|---|---|
| **8260D/5035A/5030B Volatiles** | Analytical Method: EPA 8260D Preparation Method: EPA 5035A/5030B<br>Pace Analytical Services - Charlotte | | | | | | | | |
| 1,1-Dichloropropene | ND | ug/kg | 333 | 160 | 50 | 12/27/21 13:12 | 12/27/21 20:39 | 563-58-6 | |
| cis-1,3-Dichloropropene | ND | ug/kg | 333 | 90.4 | 50 | 12/27/21 13:12 | 12/27/21 20:39 | 10061-01-5 | |
| trans-1,3-Dichloropropene | ND | ug/kg | 333 | 114 | 50 | 12/27/21 13:12 | 12/27/21 20:39 | 10061-02-6 | |
| Diisopropyl ether | ND | ug/kg | 333 | 89.8 | 50 | 12/27/21 13:12 | 12/27/21 20:39 | 108-20-3 | |
| Ethylbenzene | **89100** | ug/kg | 333 | 155 | 50 | 12/27/21 13:12 | 12/27/21 20:39 | 100-41-4 | |
| Hexachloro-1,3-butadiene | ND | ug/kg | 665 | 544 | 50 | 12/27/21 13:12 | 12/27/21 20:39 | 87-68-3 | |
| 2-Hexanone | ND | ug/kg | 3330 | 321 | 50 | 12/27/21 13:12 | 12/27/21 20:39 | 591-78-6 | |
| Isopropylbenzene (Cumene) | **9390** | ug/kg | 333 | 113 | 50 | 12/27/21 13:12 | 12/27/21 20:39 | 98-82-8 | |
| p-Isopropyltoluene | ND | ug/kg | 333 | 164 | 50 | 12/27/21 13:12 | 12/27/21 20:39 | 99-87-6 | |
| Methylene Chloride | ND | ug/kg | 1330 | 911 | 50 | 12/27/21 13:12 | 12/27/21 20:39 | 75-09-2 | |
| 4-Methyl-2-pentanone (MIBK) | ND | ug/kg | 3330 | 321 | 50 | 12/27/21 13:12 | 12/27/21 20:39 | 108-10-1 | |
| Methyl-tert-butyl ether | ND | ug/kg | 333 | 124 | 50 | 12/27/21 13:12 | 12/27/21 20:39 | 1634-04-4 | |
| Naphthalene | **29600** | ug/kg | 333 | 175 | 50 | 12/27/21 13:12 | 12/27/21 20:39 | 91-20-3 | |
| n-Propylbenzene | ND | ug/kg | 333 | 118 | 50 | 12/27/21 13:12 | 12/27/21 20:39 | 103-65-1 | |
| Styrene | ND | ug/kg | 333 | 87.8 | 50 | 12/27/21 13:12 | 12/27/21 20:39 | 100-42-5 | |
| 1,1,1,2-Tetrachloroethane | ND | ug/kg | 333 | 128 | 50 | 12/27/21 13:12 | 12/27/21 20:39 | 630-20-6 | |
| 1,1,2,2-Tetrachloroethane | ND | ug/kg | 333 | 87.8 | 50 | 12/27/21 13:12 | 12/27/21 20:39 | 79-34-5 | |
| Tetrachloroethene | ND | ug/kg | 333 | 105 | 50 | 12/27/21 13:12 | 12/27/21 20:39 | 127-18-4 | |
| Toluene | **252000** | ug/kg | 333 | 94.4 | 50 | 12/27/21 13:12 | 12/27/21 20:39 | 108-88-3 | |
| 1,2,3-Trichlorobenzene | ND | ug/kg | 333 | 269 | 50 | 12/27/21 13:12 | 12/27/21 20:39 | 87-61-6 | |
| 1,2,4-Trichlorobenzene | ND | ug/kg | 333 | 279 | 50 | 12/27/21 13:12 | 12/27/21 20:39 | 120-82-1 | |
| 1,1,1-Trichloroethane | ND | ug/kg | 333 | 173 | 50 | 12/27/21 13:12 | 12/27/21 20:39 | 71-55-6 | |
| 1,1,2-Trichloroethane | ND | ug/kg | 333 | 110 | 50 | 12/27/21 13:12 | 12/27/21 20:39 | 79-00-5 | |
| Trichloroethene | ND | ug/kg | 333 | 85.8 | 50 | 12/27/21 13:12 | 12/27/21 20:39 | 79-01-6 | |
| Trichlorofluoromethane | ND | ug/kg | 333 | 183 | 50 | 12/27/21 13:12 | 12/27/21 20:39 | 75-69-4 | |
| 1,2,3-Trichloropropane | ND | ug/kg | 333 | 168 | 50 | 12/27/21 13:12 | 12/27/21 20:39 | 96-18-4 | |
| 1,2,4-Trimethylbenzene | **227000** | ug/kg | 333 | 91.1 | 50 | 12/27/21 13:12 | 12/27/21 20:39 | 95-63-6 | |
| 1,3,5-Trimethylbenzene | **66800** | ug/kg | 333 | 112 | 50 | 12/27/21 13:12 | 12/27/21 20:39 | 108-67-8 | |
| Vinyl acetate | ND | ug/kg | 3330 | 242 | 50 | 12/27/21 13:12 | 12/27/21 20:39 | 108-05-4 | |
| Vinyl chloride | ND | ug/kg | 665 | 169 | 50 | 12/27/21 13:12 | 12/27/21 20:39 | 75-01-4 | |
| Xylene (Total) | **507000** | ug/kg | 665 | 190 | 50 | 12/27/21 13:12 | 12/27/21 20:39 | 1330-20-7 | |
| m&p-Xylene | **355000** | ug/kg | 665 | 227 | 50 | 12/27/21 13:12 | 12/27/21 20:39 | 179601-23-1 | |
| o-Xylene | **152000** | ug/kg | 333 | 147 | 50 | 12/27/21 13:12 | 12/27/21 20:39 | 95-47-6 | |
| ***Surrogates*** | | | | | | | | | |
| Toluene-d8 (S) | 96 | % | 70-130 | | 50 | 12/27/21 13:12 | 12/27/21 20:39 | 2037-26-5 | |
| 4-Bromofluorobenzene (S) | 99 | % | 69-134 | | 50 | 12/27/21 13:12 | 12/27/21 20:39 | 460-00-4 | |
| 1,2-Dichloroethane-d4 (S) | 102 | % | 70-130 | | 50 | 12/27/21 13:12 | 12/27/21 20:39 | 17060-07-0 | |
| **Percent Moisture** | Analytical Method: SW-846<br>Pace Analytical Services - Charlotte | | | | | | | | |
| Percent Moisture | **12.9** | % | 0.10 | 0.10 | 1 | | 12/22/21 15:37 | | N2 |

## REPORT OF LABORATORY ANALYSIS

This report shall not be reproduced, except in full,
without the written consent of Pace Analytical Services, LLC.

Pace Analytical Services, LLC
9800 Kincey Ave. Suite 100
Huntersville, NC 28078
(704)875-9092

## ANALYTICAL RESULTS

Project: CPC Huntersville/2020-L1-2448
Pace Project No.: 92579622

**Sample: RW-105 (48-50)** **Lab ID: 92579622004** Collected: 12/21/21 16:50 Received: 12/22/21 06:41 Matrix: Solid

***Results reported on a "dry weight" basis and are adjusted for percent moisture, sample size and any dilutions.***

| Parameters | Results | Units | Report Limit | MDL | DF | Prepared | Analyzed | CAS No. | Qual |
|---|---|---|---|---|---|---|---|---|---|
| **VPH NC Soil** | Analytical Method: MADEP VPH Preparation Method: MADEP VPH<br>Pace Analytical Services - Charlotte | | | | | | | | |
| Total VPH (C5-C12) | **19.3** | mg/kg | 3.0 | 3.0 | 1 | 12/23/21 14:18 | 12/23/21 21:30 | | N2 |
| Aliphatic (C05-C08) | **14.9** | mg/kg | 3.0 | 3.0 | 1 | 12/23/21 14:18 | 12/23/21 21:30 | | N2 |
| Aliphatic(C09-C12) Adjusted | **4.1** | mg/kg | 3.0 | 3.0 | 1 | 12/23/21 14:18 | 12/23/21 21:30 | | N2 |
| Aromatic (C09-C10) | ND | mg/kg | 3.0 | 3.0 | 1 | 12/23/21 14:18 | 12/23/21 21:30 | | N2 |
| ***Surrogates*** | | | | | | | | | |
| 4-Bromofluorobenzene (FID) (S) | 100 | % | 70-130 | | 1 | 12/23/21 14:18 | 12/23/21 21:30 | 460-00-4 | |
| 4-Bromofluorobenzene (PID) (S) | 89 | % | 70-130 | | 1 | 12/23/21 14:18 | 12/23/21 21:30 | 460-00-4 | |
| **8260D/5035A/5030B Volatiles** | Analytical Method: EPA 8260D Preparation Method: EPA 5035A/5030B<br>Pace Analytical Services - Charlotte | | | | | | | | |
| Acetone | ND | ug/kg | 119 | 38.3 | 1 | 12/22/21 17:53 | 12/22/21 23:07 | 67-64-1 | |
| Benzene | **37.4** | ug/kg | 6.0 | 2.4 | 1 | 12/22/21 17:53 | 12/22/21 23:07 | 71-43-2 | |
| Bromobenzene | ND | ug/kg | 6.0 | 1.9 | 1 | 12/22/21 17:53 | 12/22/21 23:07 | 108-86-1 | |
| Bromochloromethane | ND | ug/kg | 6.0 | 1.8 | 1 | 12/22/21 17:53 | 12/22/21 23:07 | 74-97-5 | |
| Bromodichloromethane | ND | ug/kg | 6.0 | 2.3 | 1 | 12/22/21 17:53 | 12/22/21 23:07 | 75-27-4 | |
| Bromoform | ND | ug/kg | 6.0 | 2.1 | 1 | 12/22/21 17:53 | 12/22/21 23:07 | 75-25-2 | |
| Bromomethane | ND | ug/kg | 11.9 | 9.4 | 1 | 12/22/21 17:53 | 12/22/21 23:07 | 74-83-9 | IK |
| 2-Butanone (MEK) | ND | ug/kg | 119 | 28.7 | 1 | 12/22/21 17:53 | 12/22/21 23:07 | 78-93-3 | |
| n-Butylbenzene | **32.2** | ug/kg | 6.0 | 2.8 | 1 | 12/22/21 17:53 | 12/22/21 23:07 | 104-51-8 | |
| sec-Butylbenzene | ND | ug/kg | 6.0 | 2.6 | 1 | 12/22/21 17:53 | 12/22/21 23:07 | 135-98-8 | |
| tert-Butylbenzene | ND | ug/kg | 6.0 | 2.1 | 1 | 12/22/21 17:53 | 12/22/21 23:07 | 98-06-6 | |
| Carbon tetrachloride | ND | ug/kg | 6.0 | 2.2 | 1 | 12/22/21 17:53 | 12/22/21 23:07 | 56-23-5 | |
| Chlorobenzene | ND | ug/kg | 6.0 | 1.1 | 1 | 12/22/21 17:53 | 12/22/21 23:07 | 108-90-7 | |
| Chloroethane | ND | ug/kg | 11.9 | 4.6 | 1 | 12/22/21 17:53 | 12/22/21 23:07 | 75-00-3 | |
| Chloroform | ND | ug/kg | 6.0 | 3.6 | 1 | 12/22/21 17:53 | 12/22/21 23:07 | 67-66-3 | |
| Chloromethane | ND | ug/kg | 11.9 | 5.0 | 1 | 12/22/21 17:53 | 12/22/21 23:07 | 74-87-3 | |
| 2-Chlorotoluene | ND | ug/kg | 6.0 | 2.1 | 1 | 12/22/21 17:53 | 12/22/21 23:07 | 95-49-8 | |
| 4-Chlorotoluene | ND | ug/kg | 6.0 | 1.1 | 1 | 12/22/21 17:53 | 12/22/21 23:07 | 106-43-4 | |
| 1,2-Dibromo-3-chloropropane | ND | ug/kg | 6.0 | 2.3 | 1 | 12/22/21 17:53 | 12/22/21 23:07 | 96-12-8 | |
| Dibromochloromethane | ND | ug/kg | 6.0 | 3.4 | 1 | 12/22/21 17:53 | 12/22/21 23:07 | 124-48-1 | |
| 1,2-Dibromoethane (EDB) | ND | ug/kg | 6.0 | 2.6 | 1 | 12/22/21 17:53 | 12/22/21 23:07 | 106-93-4 | |
| Dibromomethane | ND | ug/kg | 6.0 | 1.3 | 1 | 12/22/21 17:53 | 12/22/21 23:07 | 74-95-3 | |
| 1,2-Dichlorobenzene | ND | ug/kg | 6.0 | 2.1 | 1 | 12/22/21 17:53 | 12/22/21 23:07 | 95-50-1 | |
| 1,3-Dichlorobenzene | ND | ug/kg | 6.0 | 1.9 | 1 | 12/22/21 17:53 | 12/22/21 23:07 | 541-73-1 | |
| 1,4-Dichlorobenzene | ND | ug/kg | 6.0 | 1.6 | 1 | 12/22/21 17:53 | 12/22/21 23:07 | 106-46-7 | |
| Dichlorodifluoromethane | ND | ug/kg | 11.9 | 2.6 | 1 | 12/22/21 17:53 | 12/22/21 23:07 | 75-71-8 | |
| 1,1-Dichloroethane | ND | ug/kg | 6.0 | 2.5 | 1 | 12/22/21 17:53 | 12/22/21 23:07 | 75-34-3 | |
| 1,2-Dichloroethane | ND | ug/kg | 6.0 | 4.0 | 1 | 12/22/21 17:53 | 12/22/21 23:07 | 107-06-2 | |
| 1,1-Dichloroethene | ND | ug/kg | 6.0 | 2.5 | 1 | 12/22/21 17:53 | 12/22/21 23:07 | 75-35-4 | |
| cis-1,2-Dichloroethene | ND | ug/kg | 6.0 | 2.0 | 1 | 12/22/21 17:53 | 12/22/21 23:07 | 156-59-2 | |
| trans-1,2-Dichloroethene | ND | ug/kg | 6.0 | 2.1 | 1 | 12/22/21 17:53 | 12/22/21 23:07 | 156-60-5 | |
| 1,2-Dichloropropane | ND | ug/kg | 6.0 | 1.8 | 1 | 12/22/21 17:53 | 12/22/21 23:07 | 78-87-5 | |
| 1,3-Dichloropropane | ND | ug/kg | 6.0 | 1.9 | 1 | 12/22/21 17:53 | 12/22/21 23:07 | 142-28-9 | |
| 2,2-Dichloropropane | ND | ug/kg | 6.0 | 1.9 | 1 | 12/22/21 17:53 | 12/22/21 23:07 | 594-20-7 | |

## REPORT OF LABORATORY ANALYSIS

This report shall not be reproduced, except in full,
without the written consent of Pace Analytical Services, LLC.

**Pace Analytical Services, LLC**
9800 Kincey Ave. Suite 100
Huntersville, NC 28078
(704)875-9092

## ANALYTICAL RESULTS

Project: CPC Huntersville/2020-L1-2448
Pace Project No.: 92579622

**Sample: RW-105 (48-50)** **Lab ID: 92579622004** Collected: 12/21/21 16:50 Received: 12/22/21 06:41 Matrix: Solid

***Results reported on a "dry weight" basis and are adjusted for percent moisture, sample size and any dilutions.***

| Parameters | Results | Units | Report Limit | MDL | DF | Prepared | Analyzed | CAS No. | Qual |
|---|---|---|---|---|---|---|---|---|---|
| **8260D/5035A/5030B Volatiles** | Analytical Method: EPA 8260D Preparation Method: EPA 5035A/5030B<br>Pace Analytical Services - Charlotte | | | | | | | | |
| 1,1-Dichloropropene | ND | ug/kg | 6.0 | 2.9 | 1 | 12/22/21 17:53 | 12/22/21 23:07 | 563-58-6 | |
| cis-1,3-Dichloropropene | ND | ug/kg | 6.0 | 1.6 | 1 | 12/22/21 17:53 | 12/22/21 23:07 | 10061-01-5 | |
| trans-1,3-Dichloropropene | ND | ug/kg | 6.0 | 2.1 | 1 | 12/22/21 17:53 | 12/22/21 23:07 | 10061-02-6 | |
| Diisopropyl ether | **4.8J** | ug/kg | 6.0 | 1.6 | 1 | 12/22/21 17:53 | 12/22/21 23:07 | 108-20-3 | |
| Ethylbenzene | **175** | ug/kg | 6.0 | 2.8 | 1 | 12/22/21 17:53 | 12/22/21 23:07 | 100-41-4 | |
| Hexachloro-1,3-butadiene | ND | ug/kg | 11.9 | 9.8 | 1 | 12/22/21 17:53 | 12/22/21 23:07 | 87-68-3 | |
| 2-Hexanone | ND | ug/kg | 59.7 | 5.8 | 1 | 12/22/21 17:53 | 12/22/21 23:07 | 591-78-6 | |
| Isopropylbenzene (Cumene) | **22.1** | ug/kg | 6.0 | 2.0 | 1 | 12/22/21 17:53 | 12/22/21 23:07 | 98-82-8 | |
| p-Isopropyltoluene | **25.4** | ug/kg | 6.0 | 2.9 | 1 | 12/22/21 17:53 | 12/22/21 23:07 | 99-87-6 | |
| Methylene Chloride | ND | ug/kg | 23.9 | 16.4 | 1 | 12/22/21 17:53 | 12/22/21 23:07 | 75-09-2 | |
| 4-Methyl-2-pentanone (MIBK) | ND | ug/kg | 59.7 | 5.8 | 1 | 12/22/21 17:53 | 12/22/21 23:07 | 108-10-1 | |
| Methyl-tert-butyl ether | ND | ug/kg | 6.0 | 2.2 | 1 | 12/22/21 17:53 | 12/22/21 23:07 | 1634-04-4 | |
| Naphthalene | **47.8** | ug/kg | 6.0 | 3.1 | 1 | 12/22/21 17:53 | 12/22/21 23:07 | 91-20-3 | |
| n-Propylbenzene | **89.2** | ug/kg | 6.0 | 2.1 | 1 | 12/22/21 17:53 | 12/22/21 23:07 | 103-65-1 | |
| Styrene | ND | ug/kg | 6.0 | 1.6 | 1 | 12/22/21 17:53 | 12/22/21 23:07 | 100-42-5 | |
| 1,1,1,2-Tetrachloroethane | ND | ug/kg | 6.0 | 2.3 | 1 | 12/22/21 17:53 | 12/22/21 23:07 | 630-20-6 | |
| 1,1,2,2-Tetrachloroethane | ND | ug/kg | 6.0 | 1.6 | 1 | 12/22/21 17:53 | 12/22/21 23:07 | 79-34-5 | |
| Tetrachloroethene | ND | ug/kg | 6.0 | 1.9 | 1 | 12/22/21 17:53 | 12/22/21 23:07 | 127-18-4 | |
| Toluene | **449** | ug/kg | 6.0 | 1.7 | 1 | 12/22/21 17:53 | 12/22/21 23:07 | 108-88-3 | |
| 1,2,3-Trichlorobenzene | ND | ug/kg | 6.0 | 4.8 | 1 | 12/22/21 17:53 | 12/22/21 23:07 | 87-61-6 | |
| 1,2,4-Trichlorobenzene | ND | ug/kg | 6.0 | 5.0 | 1 | 12/22/21 17:53 | 12/22/21 23:07 | 120-82-1 | |
| 1,1,1-Trichloroethane | ND | ug/kg | 6.0 | 3.1 | 1 | 12/22/21 17:53 | 12/22/21 23:07 | 71-55-6 | |
| 1,1,2-Trichloroethane | ND | ug/kg | 6.0 | 2.0 | 1 | 12/22/21 17:53 | 12/22/21 23:07 | 79-00-5 | |
| Trichloroethene | ND | ug/kg | 6.0 | 1.5 | 1 | 12/22/21 17:53 | 12/22/21 23:07 | 79-01-6 | |
| Trichlorofluoromethane | ND | ug/kg | 6.0 | 3.3 | 1 | 12/22/21 17:53 | 12/22/21 23:07 | 75-69-4 | |
| 1,2,3-Trichloropropane | ND | ug/kg | 6.0 | 3.0 | 1 | 12/22/21 17:53 | 12/22/21 23:07 | 96-18-4 | |
| 1,2,4-Trimethylbenzene | **488** | ug/kg | 6.0 | 1.6 | 1 | 12/22/21 17:53 | 12/22/21 23:07 | 95-63-6 | |
| 1,3,5-Trimethylbenzene | **152** | ug/kg | 6.0 | 2.0 | 1 | 12/22/21 17:53 | 12/22/21 23:07 | 108-67-8 | |
| Vinyl acetate | ND | ug/kg | 59.7 | 4.3 | 1 | 12/22/21 17:53 | 12/22/21 23:07 | 108-05-4 | |
| Vinyl chloride | ND | ug/kg | 11.9 | 3.0 | 1 | 12/22/21 17:53 | 12/22/21 23:07 | 75-01-4 | |
| Xylene (Total) | **957** | ug/kg | 11.9 | 3.4 | 1 | 12/22/21 17:53 | 12/22/21 23:07 | 1330-20-7 | |
| m&p-Xylene | **702** | ug/kg | 11.9 | 4.1 | 1 | 12/22/21 17:53 | 12/22/21 23:07 | 179601-23-1 | |
| o-Xylene | **255** | ug/kg | 6.0 | 2.6 | 1 | 12/22/21 17:53 | 12/22/21 23:07 | 95-47-6 | |
| ***Surrogates*** | | | | | | | | | |
| Toluene-d8 (S) | 100 | % | 70-130 | | 1 | 12/22/21 17:53 | 12/22/21 23:07 | 2037-26-5 | |
| 4-Bromofluorobenzene (S) | 99 | % | 69-134 | | 1 | 12/22/21 17:53 | 12/22/21 23:07 | 460-00-4 | |
| 1,2-Dichloroethane-d4 (S) | 96 | % | 70-130 | | 1 | 12/22/21 17:53 | 12/22/21 23:07 | 17060-07-0 | |
| **Percent Moisture** | Analytical Method: SW-846<br>Pace Analytical Services - Charlotte | | | | | | | | |
| Percent Moisture | **13.3** | % | 0.10 | 0.10 | 1 | | 12/22/21 15:37 | | N2 |

## REPORT OF LABORATORY ANALYSIS

This report shall not be reproduced, except in full,
without the written consent of Pace Analytical Services, LLC.

**Pace Analytical Services, LLC**
9800 Kincey Ave. Suite 100
Huntersville, NC 28078
(704)875-9092

## QUALITY CONTROL DATA

Project: CPC Huntersville/2020-L1-2448
Pace Project No.: 92579622

QC Batch: 668064
QC Batch Method: MADEP VPH
Analysis Method: MADEP VPH
Analysis Description: VPH NC Soil
Laboratory: Pace Analytical Services - Charlotte

Associated Lab Samples: 92579622002

METHOD BLANK: 3500002 Matrix: Solid
Associated Lab Samples: 92579622002

| Parameter | Units | Blank Result | Reporting Limit | MDL | Analyzed | Qualifiers |
|---|---|---|---|---|---|---|
| Aliphatic (C05-C08) | mg/kg | ND | 2.5 | 2.5 | 12/22/21 17:45 | N2 |
| Aromatic (C09-C10) | mg/kg | ND | 2.5 | 2.5 | 12/22/21 17:45 | N2 |
| 4-Bromofluorobenzene (FID) (S) | % | 95 | 70-130 | | 12/22/21 17:45 | |
| 4-Bromofluorobenzene (PID) (S) | % | 90 | 70-130 | | 12/22/21 17:45 | |

LABORATORY CONTROL SAMPLE & LCSD: 3500003 3500004

| Parameter | Units | Spike Conc. | LCS Result | LCSD Result | LCS % Rec | LCSD % Rec | % Rec Limits | RPD | Max RPD | Qualifiers |
|---|---|---|---|---|---|---|---|---|---|---|
| Aliphatic (C05-C08) | mg/kg | 15 | 14.8 | 14.9 | 99 | 99 | 70-130 | 0 | 25 | N2 |
| Aromatic (C09-C10) | mg/kg | 5 | 5.1 | 5.1 | 103 | 103 | 70-130 | 0 | 25 | N2 |
| 4-Bromofluorobenzene (FID) (S) | % | | | | 97 | 99 | 70-130 | | | |
| 4-Bromofluorobenzene (PID) (S) | % | | | | 88 | 88 | 70-130 | | | |

**Results presented on this page are in the units indicated by the "Units" column except where an alternate unit is presented to the right of the result.**

## REPORT OF LABORATORY ANALYSIS

This report shall not be reproduced, except in full,
without the written consent of Pace Analytical Services, LLC.

**Pace Analytical Services, LLC**
9800 Kincey Ave. Suite 100
Huntersville, NC 28078
(704)875-9092

## QUALITY CONTROL DATA

Project: CPC Huntersville/2020-L1-2448
Pace Project No.: 92579622

QC Batch: 668293 | Analysis Method: MADEP VPH
QC Batch Method: MADEP VPH | Analysis Description: VPH NC Soil
Laboratory: Pace Analytical Services - Charlotte
Associated Lab Samples: 92579622001, 92579622003, 92579622004

METHOD BLANK: 3500662 Matrix: Solid
Associated Lab Samples: 92579622001, 92579622003, 92579622004

| Parameter | Units | Blank Result | Reporting Limit | MDL | Analyzed | Qualifiers |
|---|---|---|---|---|---|---|
| Aliphatic (C05-C08) | mg/kg | ND | 2.5 | 2.5 | 12/23/21 15:22 | N2 |
| Aromatic (C09-C10) | mg/kg | ND | 2.5 | 2.5 | 12/23/21 15:22 | N2 |
| 4-Bromofluorobenzene (FID) (S) | % | 97 | 70-130 | | 12/23/21 15:22 | |
| 4-Bromofluorobenzene (PID) (S) | % | 90 | 70-130 | | 12/23/21 15:22 | |

LABORATORY CONTROL SAMPLE & LCSD: 3500663 3500664

| Parameter | Units | Spike Conc. | LCS Result | LCSD Result | LCS % Rec | LCSD % Rec | % Rec Limits | RPD | Max RPD | Qualifiers |
|---|---|---|---|---|---|---|---|---|---|---|
| Aliphatic (C05-C08) | mg/kg | 15 | 14.3 | 14.8 | 96 | 98 | 70-130 | 3 | 25 | N2 |
| Aromatic (C09-C10) | mg/kg | 5 | 5.1 | 5.2 | 101 | 105 | 70-130 | 3 | 25 | N2 |
| 4-Bromofluorobenzene (FID) (S) | % | | | | 96 | 98 | 70-130 | | | |
| 4-Bromofluorobenzene (PID) (S) | % | | | | 86 | 89 | 70-130 | | | |

**Results presented on this page are in the units indicated by the "Units" column except where an alternate unit is presented to the right of the result.**

## REPORT OF LABORATORY ANALYSIS

This report shall not be reproduced, except in full,
without the written consent of Pace Analytical Services, LLC.

**Pace Analytical Services, LLC**
9800 Kincey Ave. Suite 100
Huntersville, NC 28078
(704)875-9092

## QUALITY CONTROL DATA

Project: CPC Huntersville/2020-L1-2448
Pace Project No.: 92579622

QC Batch: 668044
QC Batch Method: EPA 5035A/5030B
Analysis Method: EPA 8260D
Analysis Description: 8260D 5035A 5030B
Laboratory: Pace Analytical Services - Charlotte

Associated Lab Samples: 92579622004

METHOD BLANK: 3499944 Matrix: Solid
Associated Lab Samples: 92579622004

| Parameter | Units | Blank Result | Reporting Limit | MDL | Analyzed | Qualifiers |
|---|---|---|---|---|---|---|
| 1,1,1,2-Tetrachloroethane | ug/kg | ND | 5.0 | 1.9 | 12/22/21 19:07 | |
| 1,1,1-Trichloroethane | ug/kg | ND | 5.0 | 2.6 | 12/22/21 19:07 | |
| 1,1,2,2-Tetrachloroethane | ug/kg | ND | 5.0 | 1.3 | 12/22/21 19:07 | |
| 1,1,2-Trichloroethane | ug/kg | ND | 5.0 | 1.7 | 12/22/21 19:07 | |
| 1,1-Dichloroethane | ug/kg | ND | 5.0 | 2.1 | 12/22/21 19:07 | |
| 1,1-Dichloroethene | ug/kg | ND | 5.0 | 2.1 | 12/22/21 19:07 | |
| 1,1-Dichloropropene | ug/kg | ND | 5.0 | 2.4 | 12/22/21 19:07 | |
| 1,2,3-Trichlorobenzene | ug/kg | ND | 5.0 | 4.0 | 12/22/21 19:07 | |
| 1,2,3-Trichloropropane | ug/kg | ND | 5.0 | 2.5 | 12/22/21 19:07 | |
| 1,2,4-Trichlorobenzene | ug/kg | ND | 5.0 | 4.2 | 12/22/21 19:07 | |
| 1,2,4-Trimethylbenzene | ug/kg | ND | 5.0 | 1.4 | 12/22/21 19:07 | |
| 1,2-Dibromo-3-chloropropane | ug/kg | ND | 5.0 | 1.9 | 12/22/21 19:07 | |
| 1,2-Dibromoethane (EDB) | ug/kg | ND | 5.0 | 2.2 | 12/22/21 19:07 | |
| 1,2-Dichlorobenzene | ug/kg | ND | 5.0 | 1.8 | 12/22/21 19:07 | |
| 1,2-Dichloroethane | ug/kg | ND | 5.0 | 3.3 | 12/22/21 19:07 | |
| 1,2-Dichloropropane | ug/kg | ND | 5.0 | 1.5 | 12/22/21 19:07 | |
| 1,3,5-Trimethylbenzene | ug/kg | ND | 5.0 | 1.7 | 12/22/21 19:07 | |
| 1,3-Dichlorobenzene | ug/kg | ND | 5.0 | 1.6 | 12/22/21 19:07 | |
| 1,3-Dichloropropane | ug/kg | ND | 5.0 | 1.6 | 12/22/21 19:07 | |
| 1,4-Dichlorobenzene | ug/kg | ND | 5.0 | 1.3 | 12/22/21 19:07 | |
| 2,2-Dichloropropane | ug/kg | ND | 5.0 | 1.6 | 12/22/21 19:07 | |
| 2-Butanone (MEK) | ug/kg | ND | 100 | 24.0 | 12/22/21 19:07 | |
| 2-Chlorotoluene | ug/kg | ND | 5.0 | 1.8 | 12/22/21 19:07 | |
| 2-Hexanone | ug/kg | ND | 50.0 | 4.8 | 12/22/21 19:07 | |
| 4-Chlorotoluene | ug/kg | ND | 5.0 | 0.88 | 12/22/21 19:07 | |
| 4-Methyl-2-pentanone (MIBK) | ug/kg | ND | 50.0 | 4.8 | 12/22/21 19:07 | |
| Acetone | ug/kg | ND | 100 | 32.1 | 12/22/21 19:07 | |
| Benzene | ug/kg | ND | 5.0 | 2.0 | 12/22/21 19:07 | |
| Bromobenzene | ug/kg | ND | 5.0 | 1.6 | 12/22/21 19:07 | |
| Bromochloromethane | ug/kg | ND | 5.0 | 1.5 | 12/22/21 19:07 | |
| Bromodichloromethane | ug/kg | ND | 5.0 | 1.9 | 12/22/21 19:07 | |
| Bromoform | ug/kg | ND | 5.0 | 1.8 | 12/22/21 19:07 | |
| Bromomethane | ug/kg | ND | 10.0 | 7.9 | 12/22/21 19:07 | IK |
| Carbon tetrachloride | ug/kg | ND | 5.0 | 1.9 | 12/22/21 19:07 | |
| Chlorobenzene | ug/kg | ND | 5.0 | 0.96 | 12/22/21 19:07 | |
| Chloroethane | ug/kg | ND | 10.0 | 3.9 | 12/22/21 19:07 | |
| Chloroform | ug/kg | ND | 5.0 | 3.0 | 12/22/21 19:07 | |
| Chloromethane | ug/kg | ND | 10.0 | 4.2 | 12/22/21 19:07 | |
| cis-1,2-Dichloroethene | ug/kg | ND | 5.0 | 1.7 | 12/22/21 19:07 | |
| cis-1,3-Dichloropropene | ug/kg | ND | 5.0 | 1.4 | 12/22/21 19:07 | |

**Results presented on this page are in the units indicated by the "Units" column except where an alternate unit is presented to the right of the result.**

## REPORT OF LABORATORY ANALYSIS

This report shall not be reproduced, except in full,
without the written consent of Pace Analytical Services, LLC.

Pace Analytical Services, LLC
9800 Kincey Ave. Suite 100
Huntersville, NC 28078
(704)875-9092

## QUALITY CONTROL DATA

Project: CPC Huntersville/2020-L1-2448
Pace Project No.: 92579622

METHOD BLANK: 3499944 Matrix: Solid
Associated Lab Samples: 92579622004

| Parameter | Units | Blank Result | Reporting Limit | MDL | Analyzed | Qualifiers |
|---|---|---|---|---|---|---|
| Dibromochloromethane | ug/kg | ND | 5.0 | 2.8 | 12/22/21 19:07 | |
| Dibromomethane | ug/kg | ND | 5.0 | 1.1 | 12/22/21 19:07 | |
| Dichlorodifluoromethane | ug/kg | ND | 10.0 | 2.2 | 12/22/21 19:07 | |
| Diisopropyl ether | ug/kg | ND | 5.0 | 1.4 | 12/22/21 19:07 | |
| Ethylbenzene | ug/kg | ND | 5.0 | 2.3 | 12/22/21 19:07 | |
| Hexachloro-1,3-butadiene | ug/kg | ND | 10.0 | 8.2 | 12/22/21 19:07 | |
| Isopropylbenzene (Cumene) | ug/kg | ND | 5.0 | 1.7 | 12/22/21 19:07 | |
| m&p-Xylene | ug/kg | ND | 10.0 | 3.4 | 12/22/21 19:07 | |
| Methyl-tert-butyl ether | ug/kg | ND | 5.0 | 1.9 | 12/22/21 19:07 | |
| Methylene Chloride | ug/kg | ND | 20.0 | 13.7 | 12/22/21 19:07 | |
| n-Butylbenzene | ug/kg | ND | 5.0 | 2.4 | 12/22/21 19:07 | |
| n-Propylbenzene | ug/kg | ND | 5.0 | 1.8 | 12/22/21 19:07 | |
| Naphthalene | ug/kg | ND | 5.0 | 2.6 | 12/22/21 19:07 | |
| o-Xylene | ug/kg | ND | 5.0 | 2.2 | 12/22/21 19:07 | |
| p-Isopropyltoluene | ug/kg | ND | 5.0 | 2.5 | 12/22/21 19:07 | |
| sec-Butylbenzene | ug/kg | ND | 5.0 | 2.2 | 12/22/21 19:07 | |
| Styrene | ug/kg | ND | 5.0 | 1.3 | 12/22/21 19:07 | |
| tert-Butylbenzene | ug/kg | ND | 5.0 | 1.8 | 12/22/21 19:07 | |
| Tetrachloroethene | ug/kg | ND | 5.0 | 1.6 | 12/22/21 19:07 | |
| Toluene | ug/kg | ND | 5.0 | 1.4 | 12/22/21 19:07 | |
| trans-1,2-Dichloroethene | ug/kg | ND | 5.0 | 1.8 | 12/22/21 19:07 | |
| trans-1,3-Dichloropropene | ug/kg | ND | 5.0 | 1.7 | 12/22/21 19:07 | |
| Trichloroethene | ug/kg | ND | 5.0 | 1.3 | 12/22/21 19:07 | |
| Trichlorofluoromethane | ug/kg | ND | 5.0 | 2.8 | 12/22/21 19:07 | |
| Vinyl acetate | ug/kg | ND | 50.0 | 3.6 | 12/22/21 19:07 | |
| Vinyl chloride | ug/kg | ND | 10.0 | 2.5 | 12/22/21 19:07 | |
| Xylene (Total) | ug/kg | ND | 10.0 | 2.8 | 12/22/21 19:07 | |
| 1,2-Dichloroethane-d4 (S) | % | 102 | 70-130 | | 12/22/21 19:07 | |
| 4-Bromofluorobenzene (S) | % | 100 | 69-134 | | 12/22/21 19:07 | |
| Toluene-d8 (S) | % | 99 | 70-130 | | 12/22/21 19:07 | |

LABORATORY CONTROL SAMPLE: 3499945

| Parameter | Units | Spike Conc. | LCS Result | LCS % Rec | % Rec Limits | Qualifiers |
|---|---|---|---|---|---|---|
| 1,1,1,2-Tetrachloroethane | ug/kg | 1250 | 1180 | 95 | 70-130 | |
| 1,1,1-Trichloroethane | ug/kg | 1250 | 1190 | 95 | 70-130 | |
| 1,1,2,2-Tetrachloroethane | ug/kg | 1250 | 1150 | 92 | 70-130 | |
| 1,1,2-Trichloroethane | ug/kg | 1250 | 1230 | 98 | 70-130 | |
| 1,1-Dichloroethane | ug/kg | 1250 | 1210 | 97 | 70-130 | |
| 1,1-Dichloroethene | ug/kg | 1250 | 1190 | 95 | 70-130 | |
| 1,1-Dichloropropene | ug/kg | 1250 | 1210 | 97 | 70-130 | |
| 1,2,3-Trichlorobenzene | ug/kg | 1250 | 1170 | 94 | 65-130 | |
| 1,2,3-Trichloropropane | ug/kg | 1250 | 1130 | 90 | 70-130 | |
| 1,2,4-Trichlorobenzene | ug/kg | 1250 | 1140 | 91 | 68-130 | |

**Results presented on this page are in the units indicated by the "Units" column except where an alternate unit is presented to the right of the result.**

## REPORT OF LABORATORY ANALYSIS

This report shall not be reproduced, except in full,
without the written consent of Pace Analytical Services, LLC.

**Pace Analytical Services, LLC**
9800 Kincey Ave. Suite 100
Huntersville, NC 28078
(704)875-9092

## QUALITY CONTROL DATA

Project: CPC Huntersville/2020-L1-2448
Pace Project No.: 92579622

LABORATORY CONTROL SAMPLE: 3499945

| Parameter | Units | Spike Conc. | LCS Result | LCS % Rec | % Rec Limits | Qualifiers |
|---|---|---|---|---|---|---|
| 1,2,4-Trimethylbenzene | ug/kg | 1250 | 1180 | 94 | 70-130 | |
| 1,2-Dibromo-3-chloropropane | ug/kg | 1250 | 1350 | 108 | 70-130 | |
| 1,2-Dibromoethane (EDB) | ug/kg | 1250 | 1210 | 96 | 70-130 | |
| 1,2-Dichlorobenzene | ug/kg | 1250 | 1150 | 92 | 70-130 | |
| 1,2-Dichloroethane | ug/kg | 1250 | 1160 | 93 | 63-130 | |
| 1,2-Dichloropropane | ug/kg | 1250 | 1250 | 100 | 70-130 | |
| 1,3,5-Trimethylbenzene | ug/kg | 1250 | 1160 | 93 | 70-130 | |
| 1,3-Dichlorobenzene | ug/kg | 1250 | 1150 | 92 | 70-130 | |
| 1,3-Dichloropropane | ug/kg | 1250 | 1150 | 92 | 70-130 | |
| 1,4-Dichlorobenzene | ug/kg | 1250 | 1140 | 91 | 70-130 | |
| 2,2-Dichloropropane | ug/kg | 1250 | 1190 | 95 | 66-130 | |
| 2-Butanone (MEK) | ug/kg | 2500 | 2380 | 95 | 70-130 | |
| 2-Chlorotoluene | ug/kg | 1250 | 1170 | 94 | 70-130 | |
| 2-Hexanone | ug/kg | 2500 | 2470 | 99 | 70-130 | |
| 4-Chlorotoluene | ug/kg | 1250 | 1120 | 89 | 70-130 | |
| 4-Methyl-2-pentanone (MIBK) | ug/kg | 2500 | 2580 | 103 | 70-130 | |
| Acetone | ug/kg | 2500 | 2260 | 91 | 69-130 | |
| Benzene | ug/kg | 1250 | 1150 | 92 | 70-130 | |
| Bromobenzene | ug/kg | 1250 | 1180 | 95 | 70-130 | |
| Bromochloromethane | ug/kg | 1250 | 1260 | 101 | 70-130 | |
| Bromodichloromethane | ug/kg | 1250 | 1270 | 101 | 69-130 | |
| Bromoform | ug/kg | 1250 | 1270 | 102 | 70-130 | |
| Bromomethane | ug/kg | 1250 | 1210 | 97 | 52-130 | IK |
| Carbon tetrachloride | ug/kg | 1250 | 1230 | 98 | 70-130 | |
| Chlorobenzene | ug/kg | 1250 | 1160 | 93 | 70-130 | |
| Chloroethane | ug/kg | 1250 | 1400 | 112 | 65-130 | |
| Chloroform | ug/kg | 1250 | 1180 | 94 | 70-130 | |
| Chloromethane | ug/kg | 1250 | 1220 | 98 | 55-130 | |
| cis-1,2-Dichloroethene | ug/kg | 1250 | 1200 | 96 | 70-130 | |
| cis-1,3-Dichloropropene | ug/kg | 1250 | 1260 | 101 | 70-130 | |
| Dibromochloromethane | ug/kg | 1250 | 1250 | 100 | 70-130 | |
| Dibromomethane | ug/kg | 1250 | 1240 | 100 | 70-130 | |
| Dichlorodifluoromethane | ug/kg | 1250 | 1240 | 99 | 45-156 | |
| Diisopropyl ether | ug/kg | 1250 | 1180 | 94 | 70-130 | |
| Ethylbenzene | ug/kg | 1250 | 1110 | 88 | 70-130 | |
| Hexachloro-1,3-butadiene | ug/kg | 1250 | 1160 | 93 | 66-130 | |
| Isopropylbenzene (Cumene) | ug/kg | 1250 | 1200 | 96 | 70-130 | |
| m&p-Xylene | ug/kg | 2500 | 2350 | 94 | 70-130 | |
| Methyl-tert-butyl ether | ug/kg | 1250 | 1190 | 95 | 70-130 | |
| Methylene Chloride | ug/kg | 1250 | 1100 | 88 | 65-130 | |
| n-Butylbenzene | ug/kg | 1250 | 1160 | 93 | 67-130 | |
| n-Propylbenzene | ug/kg | 1250 | 1150 | 92 | 70-130 | |
| Naphthalene | ug/kg | 1250 | 1160 | 93 | 70-130 | |
| o-Xylene | ug/kg | 1250 | 1170 | 94 | 70-130 | |
| p-Isopropyltoluene | ug/kg | 1250 | 1160 | 93 | 67-130 | |
| sec-Butylbenzene | ug/kg | 1250 | 1150 | 92 | 69-130 | |
| Styrene | ug/kg | 1250 | 1280 | 102 | 70-130 | |

**Results presented on this page are in the units indicated by the "Units" column except where an alternate unit is presented to the right of the result.**

## REPORT OF LABORATORY ANALYSIS

This report shall not be reproduced, except in full,
without the written consent of Pace Analytical Services, LLC.

Pace Analytical Services, LLC
9800 Kincey Ave. Suite 100
Huntersville, NC 28078
(704)875-9092

## QUALITY CONTROL DATA

Project: CPC Huntersville/2020-L1-2448
Pace Project No.: 92579622

LABORATORY CONTROL SAMPLE: 3499945

| Parameter | Units | Spike Conc. | LCS Result | LCS % Rec | % Rec Limits | Qualifiers |
|---|---|---|---|---|---|---|
| tert-Butylbenzene | ug/kg | 1250 | 1160 | 93 | 67-130 | |
| Tetrachloroethene | ug/kg | 1250 | 1160 | 93 | 70-130 | |
| Toluene | ug/kg | 1250 | 1170 | 93 | 70-130 | |
| trans-1,2-Dichloroethene | ug/kg | 1250 | 1230 | 98 | 70-130 | |
| trans-1,3-Dichloropropene | ug/kg | 1250 | 1230 | 99 | 68-130 | |
| Trichloroethene | ug/kg | 1250 | 1200 | 96 | 70-130 | |
| Trichlorofluoromethane | ug/kg | 1250 | 1130 | 90 | 70-130 | |
| Vinyl acetate | ug/kg | 2500 | 2680 | 107 | 70-130 | |
| Vinyl chloride | ug/kg | 1250 | 1220 | 97 | 61-130 | |
| Xylene (Total) | ug/kg | 3750 | 3520 | 94 | 70-130 | |
| 1,2-Dichloroethane-d4 (S) | % | | | 91 | 70-130 | |
| 4-Bromofluorobenzene (S) | % | | | 97 | 69-134 | |
| Toluene-d8 (S) | % | | | 103 | 70-130 | |

MATRIX SPIKE SAMPLE: 3501577

| Parameter | Units | 92579624001 Result | Spike Conc. | MS Result | MS % Rec | % Rec Limits | Qualifiers |
|---|---|---|---|---|---|---|---|
| 1,1,1,2-Tetrachloroethane | ug/kg | ND | 613 | 665 | 109 | 70-131 | |
| 1,1,1-Trichloroethane | ug/kg | ND | 613 | 665 | 108 | 65-133 | |
| 1,1,2,2-Tetrachloroethane | ug/kg | ND | 613 | 642 | 105 | 66-130 | |
| 1,1,2-Trichloroethane | ug/kg | ND | 613 | 718 | 117 | 66-133 | |
| 1,1-Dichloroethane | ug/kg | ND | 613 | 657 | 107 | 65-130 | |
| 1,1-Dichloroethene | ug/kg | ND | 613 | 621 | 101 | 10-158 | |
| 1,1-Dichloropropene | ug/kg | ND | 613 | 673 | 110 | 68-133 | |
| 1,2,3-Trichlorobenzene | ug/kg | ND | 613 | 600 | 98 | 27-138 | |
| 1,2,3-Trichloropropane | ug/kg | ND | 613 | 617 | 101 | 67-130 | |
| 1,2,4-Trichlorobenzene | ug/kg | ND | 613 | 654 | 107 | 51-134 | |
| 1,2,4-Trimethylbenzene | ug/kg | ND | 613 | 757 | 123 | 63-136 | |
| 1,2-Dibromo-3-chloropropane | ug/kg | ND | 613 | 635 | 104 | 32-130 | |
| 1,2-Dibromoethane (EDB) | ug/kg | ND | 613 | 641 | 105 | 70-130 | |
| 1,2-Dichlorobenzene | ug/kg | ND | 613 | 697 | 114 | 69-130 | |
| 1,2-Dichloroethane | ug/kg | ND | 613 | 627 | 102 | 59-130 | |
| 1,2-Dichloropropane | ug/kg | ND | 613 | 720 | 117 | 70-130 | |
| 1,3,5-Trimethylbenzene | ug/kg | ND | 613 | 743 | 121 | 65-137 | |
| 1,3-Dichlorobenzene | ug/kg | ND | 613 | 685 | 112 | 70-130 | |
| 1,3-Dichloropropane | ug/kg | ND | 613 | 654 | 107 | 70-130 | |
| 1,4-Dichlorobenzene | ug/kg | ND | 613 | 674 | 110 | 68-130 | |
| 2,2-Dichloropropane | ug/kg | ND | 613 | 620 | 101 | 32-130 | |
| 2-Butanone (MEK) | ug/kg | ND | 1220 | 643 | 52 | 10-136 | |
| 2-Chlorotoluene | ug/kg | ND | 613 | 717 | 117 | 69-141 | |
| 2-Hexanone | ug/kg | ND | 1220 | 1080 | 88 | 10-144 | |
| 4-Chlorotoluene | ug/kg | ND | 613 | 685 | 112 | 70-132 | |
| 4-Methyl-2-pentanone (MIBK) | ug/kg | ND | 1220 | 1360 | 111 | 25-143 | |
| Acetone | ug/kg | ND | 1220 | 679 | 55 | 10-130 | |
| Benzene | ug/kg | ND | 613 | 683 | 111 | 67-130 | |

**Results presented on this page are in the units indicated by the "Units" column except where an alternate unit is presented to the right of the result.**

## REPORT OF LABORATORY ANALYSIS

This report shall not be reproduced, except in full,
without the written consent of Pace Analytical Services, LLC.

**Pace Analytical Services, LLC**
9800 Kincey Ave. Suite 100
Huntersville, NC 28078
(704)875-9092

## QUALITY CONTROL DATA

Project: CPC Huntersville/2020-L1-2448
Pace Project No.: 92579622

MATRIX SPIKE SAMPLE: 3501577

| Parameter | Units | 92579624001 Result | Spike Conc. | MS Result | MS % Rec | % Rec Limits | Qualifiers |
|---|---|---|---|---|---|---|---|
| Bromobenzene | ug/kg | ND | 613 | 707 | 115 | 70-130 | |
| Bromochloromethane | ug/kg | ND | 613 | 656 | 107 | 69-134 | |
| Bromodichloromethane | ug/kg | ND | 613 | 687 | 112 | 64-130 | |
| Bromoform | ug/kg | ND | 613 | 666 | 109 | 62-130 | |
| Bromomethane | ug/kg | ND | 613 | 292 | 48 | 20-176 | IK |
| Carbon tetrachloride | ug/kg | ND | 613 | 702 | 114 | 65-140 | |
| Chlorobenzene | ug/kg | ND | 613 | 681 | 111 | 70-130 | |
| Chloroethane | ug/kg | ND | 613 | 185 | 30 | 10-130 | |
| Chloroform | ug/kg | ND | 613 | 637 | 104 | 63-130 | |
| Chloromethane | ug/kg | ND | 613 | 720 | 117 | 58-130 | |
| cis-1,2-Dichloroethene | ug/kg | ND | 613 | 668 | 109 | 66-130 | |
| cis-1,3-Dichloropropene | ug/kg | ND | 613 | 711 | 116 | 67-130 | |
| Dibromochloromethane | ug/kg | ND | 613 | 652 | 106 | 67-130 | |
| Dibromomethane | ug/kg | ND | 613 | 683 | 111 | 63-131 | |
| Dichlorodifluoromethane | ug/kg | ND | 613 | 603 | 98 | 44-180 | |
| Diisopropyl ether | ug/kg | ND | 613 | 625 | 102 | 63-130 | |
| Ethylbenzene | ug/kg | ND | 613 | 662 | 108 | 66-130 | |
| Hexachloro-1,3-butadiene | ug/kg | ND | 613 | 720 | 117 | 64-150 | |
| Isopropylbenzene (Cumene) | ug/kg | ND | 613 | 769 | 125 | 69-135 | |
| m&p-Xylene | ug/kg | ND | 1220 | 1380 | 113 | 60-133 | |
| Methyl-tert-butyl ether | ug/kg | ND | 613 | 619 | 101 | 65-130 | |
| Methylene Chloride | ug/kg | ND | 613 | 607 | 99 | 61-130 | |
| n-Butylbenzene | ug/kg | ND | 613 | 711 | 116 | 65-140 | |
| n-Propylbenzene | ug/kg | ND | 613 | 725 | 118 | 67-140 | |
| Naphthalene | ug/kg | ND | 613 | 537 | 88 | 15-145 | |
| o-Xylene | ug/kg | ND | 613 | 736 | 120 | 66-133 | |
| p-Isopropyltoluene | ug/kg | ND | 613 | 763 | 124 | 56-147 | |
| sec-Butylbenzene | ug/kg | ND | 613 | 759 | 124 | 65-139 | |
| Styrene | ug/kg | ND | 613 | 760 | 124 | 70-132 | |
| tert-Butylbenzene | ug/kg | ND | 613 | 760 | 124 | 62-135 | |
| Tetrachloroethene | ug/kg | ND | 613 | 685 | 112 | 70-135 | |
| Toluene | ug/kg | ND | 613 | 706 | 115 | 67-130 | |
| trans-1,2-Dichloroethene | ug/kg | ND | 613 | 665 | 108 | 69-130 | |
| trans-1,3-Dichloropropene | ug/kg | ND | 613 | 693 | 113 | 62-130 | |
| Trichloroethene | ug/kg | ND | 613 | 707 | 115 | 70-135 | |
| Trichlorofluoromethane | ug/kg | ND | 613 | 112 | 18 | 10-130 | |
| Vinyl acetate | ug/kg | ND | 1220 | 1330 | 109 | 53-130 | |
| Vinyl chloride | ug/kg | ND | 613 | 692 | 113 | 61-148 | |
| Xylene (Total) | ug/kg | ND | 1840 | 2120 | 115 | 63-132 | |
| 1,2-Dichloroethane-d4 (S) | % | | | | 100 | 70-130 | |
| 4-Bromofluorobenzene (S) | % | | | | 97 | 69-134 | |
| Toluene-d8 (S) | % | | | | 110 | 70-130 | |

**Results presented on this page are in the units indicated by the "Units" column except where an alternate unit is presented to the right of the result.**

## REPORT OF LABORATORY ANALYSIS

This report shall not be reproduced, except in full,
without the written consent of Pace Analytical Services, LLC.

**Pace Analytical Services, LLC**
9800 Kincey Ave. Suite 100
Huntersville, NC 28078
(704)875-9092

## QUALITY CONTROL DATA

Project: CPC Huntersville/2020-L1-2448
Pace Project No.: 92579622

SAMPLE DUPLICATE: 3499947

| Parameter | Units | 92579622004 Result | Dup Result | RPD | Max RPD | Qualifiers |
|---|---|---|---|---|---|---|
| 1,1,1,2-Tetrachloroethane | ug/kg | ND | ND | | 30 | |
| 1,1,1-Trichloroethane | ug/kg | ND | ND | | 30 | |
| 1,1,2,2-Tetrachloroethane | ug/kg | ND | ND | | 30 | |
| 1,1,2-Trichloroethane | ug/kg | ND | ND | | 30 | |
| 1,1-Dichloroethane | ug/kg | ND | ND | | 30 | |
| 1,1-Dichloroethene | ug/kg | ND | ND | | 30 | |
| 1,1-Dichloropropene | ug/kg | ND | ND | | 30 | |
| 1,2,3-Trichlorobenzene | ug/kg | ND | ND | | 30 | |
| 1,2,3-Trichloropropane | ug/kg | ND | ND | | 30 | |
| 1,2,4-Trichlorobenzene | ug/kg | ND | ND | | 30 | |
| 1,2,4-Trimethylbenzene | ug/kg | 488 | 545 | 11 | 30 | |
| 1,2-Dibromo-3-chloropropane | ug/kg | ND | ND | | 30 | |
| 1,2-Dibromoethane (EDB) | ug/kg | ND | ND | | 30 | |
| 1,2-Dichlorobenzene | ug/kg | ND | ND | | 30 | |
| 1,2-Dichloroethane | ug/kg | ND | ND | | 30 | |
| 1,2-Dichloropropane | ug/kg | ND | ND | | 30 | |
| 1,3,5-Trimethylbenzene | ug/kg | 152 | 161 | 6 | 30 | |
| 1,3-Dichlorobenzene | ug/kg | ND | ND | | 30 | |
| 1,3-Dichloropropane | ug/kg | ND | ND | | 30 | |
| 1,4-Dichlorobenzene | ug/kg | ND | ND | | 30 | |
| 2,2-Dichloropropane | ug/kg | ND | ND | | 30 | |
| 2-Butanone (MEK) | ug/kg | ND | ND | | 30 | |
| 2-Chlorotoluene | ug/kg | ND | ND | | 30 | |
| 2-Hexanone | ug/kg | ND | ND | | 30 | |
| 4-Chlorotoluene | ug/kg | ND | ND | | 30 | |
| 4-Methyl-2-pentanone (MIBK) | ug/kg | ND | ND | | 30 | |
| Acetone | ug/kg | ND | ND | | 30 | |
| Benzene | ug/kg | 37.4 | 39.2 | 5 | 30 | |
| Bromobenzene | ug/kg | ND | ND | | 30 | |
| Bromochloromethane | ug/kg | ND | ND | | 30 | |
| Bromodichloromethane | ug/kg | ND | ND | | 30 | |
| Bromoform | ug/kg | ND | ND | | 30 | |
| Bromomethane | ug/kg | ND | ND | | 30 | IK |
| Carbon tetrachloride | ug/kg | ND | ND | | 30 | |
| Chlorobenzene | ug/kg | ND | ND | | 30 | |
| Chloroethane | ug/kg | ND | ND | | 30 | |
| Chloroform | ug/kg | ND | ND | | 30 | |
| Chloromethane | ug/kg | ND | ND | | 30 | |
| cis-1,2-Dichloroethene | ug/kg | ND | ND | | 30 | |
| cis-1,3-Dichloropropene | ug/kg | ND | ND | | 30 | |
| Dibromochloromethane | ug/kg | ND | ND | | 30 | |
| Dibromomethane | ug/kg | ND | ND | | 30 | |
| Dichlorodifluoromethane | ug/kg | ND | ND | | 30 | |
| Diisopropyl ether | ug/kg | 4.8J | ND | | 30 | |
| Ethylbenzene | ug/kg | 175 | 192 | 10 | 30 | |
| Hexachloro-1,3-butadiene | ug/kg | ND | ND | | 30 | |
| Isopropylbenzene (Cumene) | ug/kg | 22.1 | 26.3 | 17 | 30 | |

**Results presented on this page are in the units indicated by the "Units" column except where an alternate unit is presented to the right of the result.**

## REPORT OF LABORATORY ANALYSIS

This report shall not be reproduced, except in full,
without the written consent of Pace Analytical Services, LLC.

**Pace Analytical Services, LLC**
9800 Kincey Ave. Suite 100
Huntersville, NC 28078
(704)875-9092

## QUALITY CONTROL DATA

Project: CPC Huntersville/2020-L1-2448
Pace Project No.: 92579622

SAMPLE DUPLICATE: 3499947

| Parameter | Units | 92579622004 Result | Dup Result | RPD | Max RPD | Qualifiers |
|---|---|---|---|---|---|---|
| m&p-Xylene | ug/kg | 702 | 765 | 9 | 30 | |
| Methyl-tert-butyl ether | ug/kg | ND | ND | | 30 | |
| Methylene Chloride | ug/kg | ND | ND | | 30 | |
| n-Butylbenzene | ug/kg | 32.2 | 38.5 | 18 | 30 | |
| n-Propylbenzene | ug/kg | 89.2 | ND | | 30 | |
| Naphthalene | ug/kg | 47.8 | 48.5 | 1 | 30 | |
| o-Xylene | ug/kg | 255 | 291 | 13 | 30 | |
| p-Isopropyltoluene | ug/kg | 25.4 | ND | | 30 | |
| sec-Butylbenzene | ug/kg | ND | ND | | 30 | |
| Styrene | ug/kg | ND | ND | | 30 | |
| tert-Butylbenzene | ug/kg | ND | ND | | 30 | |
| Tetrachloroethene | ug/kg | ND | ND | | 30 | |
| Toluene | ug/kg | 449 | 479 | 6 | 30 | |
| trans-1,2-Dichloroethene | ug/kg | ND | ND | | 30 | |
| trans-1,3-Dichloropropene | ug/kg | ND | ND | | 30 | |
| Trichloroethene | ug/kg | ND | ND | | 30 | |
| Trichlorofluoromethane | ug/kg | ND | ND | | 30 | |
| Vinyl acetate | ug/kg | ND | ND | | 30 | |
| Vinyl chloride | ug/kg | ND | ND | | 30 | |
| Xylene (Total) | ug/kg | 957 | 1060 | 10 | 30 | |
| 1,2-Dichloroethane-d4 (S) | % | 96 | 96 | | | |
| 4-Bromofluorobenzene (S) | % | 99 | 105 | | | |
| Toluene-d8 (S) | % | 100 | 98 | | | |

**Results presented on this page are in the units indicated by the "Units" column except where an alternate unit is presented to the right of the result.**

## REPORT OF LABORATORY ANALYSIS

This report shall not be reproduced, except in full,
without the written consent of Pace Analytical Services, LLC.

**Pace Analytical Services, LLC**
9800 Kincey Ave. Suite 100
Huntersville, NC 28078
(704)875-9092

## QUALITY CONTROL DATA

Project: CPC Huntersville/2020-L1-2448
Pace Project No.: 92579622

QC Batch: 668360
QC Batch Method: EPA 5035A/5030B
Analysis Method: EPA 8260D
Analysis Description: 8260D 5035A 5030B
Laboratory: Pace Analytical Services - Charlotte
Associated Lab Samples: 92579622002, 92579622003

METHOD BLANK: 3501112 Matrix: Solid
Associated Lab Samples: 92579622002, 92579622003

| Parameter | Units | Blank Result | Reporting Limit | MDL | Analyzed | Qualifiers |
|---|---|---|---|---|---|---|
| 1,1,1,2-Tetrachloroethane | ug/kg | ND | 5.0 | 1.9 | 12/27/21 13:35 | |
| 1,1,1-Trichloroethane | ug/kg | ND | 5.0 | 2.6 | 12/27/21 13:35 | |
| 1,1,2,2-Tetrachloroethane | ug/kg | ND | 5.0 | 1.3 | 12/27/21 13:35 | |
| 1,1,2-Trichloroethane | ug/kg | ND | 5.0 | 1.7 | 12/27/21 13:35 | |
| 1,1-Dichloroethane | ug/kg | ND | 5.0 | 2.1 | 12/27/21 13:35 | |
| 1,1-Dichloroethene | ug/kg | ND | 5.0 | 2.1 | 12/27/21 13:35 | |
| 1,1-Dichloropropene | ug/kg | ND | 5.0 | 2.4 | 12/27/21 13:35 | |
| 1,2,3-Trichlorobenzene | ug/kg | ND | 5.0 | 4.0 | 12/27/21 13:35 | |
| 1,2,3-Trichloropropane | ug/kg | ND | 5.0 | 2.5 | 12/27/21 13:35 | |
| 1,2,4-Trichlorobenzene | ug/kg | ND | 5.0 | 4.2 | 12/27/21 13:35 | |
| 1,2,4-Trimethylbenzene | ug/kg | ND | 5.0 | 1.4 | 12/27/21 13:35 | |
| 1,2-Dibromo-3-chloropropane | ug/kg | ND | 5.0 | 1.9 | 12/27/21 13:35 | |
| 1,2-Dibromoethane (EDB) | ug/kg | ND | 5.0 | 2.2 | 12/27/21 13:35 | |
| 1,2-Dichlorobenzene | ug/kg | ND | 5.0 | 1.8 | 12/27/21 13:35 | |
| 1,2-Dichloroethane | ug/kg | ND | 5.0 | 3.3 | 12/27/21 13:35 | |
| 1,2-Dichloropropane | ug/kg | ND | 5.0 | 1.5 | 12/27/21 13:35 | |
| 1,3,5-Trimethylbenzene | ug/kg | ND | 5.0 | 1.7 | 12/27/21 13:35 | |
| 1,3-Dichlorobenzene | ug/kg | ND | 5.0 | 1.6 | 12/27/21 13:35 | |
| 1,3-Dichloropropane | ug/kg | ND | 5.0 | 1.6 | 12/27/21 13:35 | |
| 1,4-Dichlorobenzene | ug/kg | ND | 5.0 | 1.3 | 12/27/21 13:35 | |
| 2,2-Dichloropropane | ug/kg | ND | 5.0 | 1.6 | 12/27/21 13:35 | |
| 2-Butanone (MEK) | ug/kg | ND | 100 | 24.0 | 12/27/21 13:35 | |
| 2-Chlorotoluene | ug/kg | ND | 5.0 | 1.8 | 12/27/21 13:35 | |
| 2-Hexanone | ug/kg | ND | 50.0 | 4.8 | 12/27/21 13:35 | |
| 4-Chlorotoluene | ug/kg | ND | 5.0 | 0.88 | 12/27/21 13:35 | |
| 4-Methyl-2-pentanone (MIBK) | ug/kg | ND | 50.0 | 4.8 | 12/27/21 13:35 | |
| Acetone | ug/kg | ND | 100 | 32.1 | 12/27/21 13:35 | |
| Benzene | ug/kg | ND | 5.0 | 2.0 | 12/27/21 13:35 | |
| Bromobenzene | ug/kg | ND | 5.0 | 1.6 | 12/27/21 13:35 | |
| Bromochloromethane | ug/kg | ND | 5.0 | 1.5 | 12/27/21 13:35 | |
| Bromodichloromethane | ug/kg | ND | 5.0 | 1.9 | 12/27/21 13:35 | |
| Bromoform | ug/kg | ND | 5.0 | 1.8 | 12/27/21 13:35 | |
| Bromomethane | ug/kg | ND | 10.0 | 7.9 | 12/27/21 13:35 | IK |
| Carbon tetrachloride | ug/kg | ND | 5.0 | 1.9 | 12/27/21 13:35 | |
| Chlorobenzene | ug/kg | ND | 5.0 | 0.96 | 12/27/21 13:35 | |
| Chloroethane | ug/kg | ND | 10.0 | 3.9 | 12/27/21 13:35 | |
| Chloroform | ug/kg | ND | 5.0 | 3.0 | 12/27/21 13:35 | |
| Chloromethane | ug/kg | ND | 10.0 | 4.2 | 12/27/21 13:35 | |
| cis-1,2-Dichloroethene | ug/kg | ND | 5.0 | 1.7 | 12/27/21 13:35 | |
| cis-1,3-Dichloropropene | ug/kg | ND | 5.0 | 1.4 | 12/27/21 13:35 | |

**Results presented on this page are in the units indicated by the "Units" column except where an alternate unit is presented to the right of the result.**

## REPORT OF LABORATORY ANALYSIS

This report shall not be reproduced, except in full,
without the written consent of Pace Analytical Services, LLC.

Pace Analytical Services, LLC
9800 Kincey Ave. Suite 100
Huntersville, NC 28078
(704)875-9092

## QUALITY CONTROL DATA

Project: CPC Huntersville/2020-L1-2448
Pace Project No.: 92579622

METHOD BLANK: 3501112 Matrix: Solid
Associated Lab Samples: 92579622002, 92579622003

| Parameter | Units | Blank Result | Reporting Limit | MDL | Analyzed | Qualifiers |
|---|---|---|---|---|---|---|
| Dibromochloromethane | ug/kg | ND | 5.0 | 2.8 | 12/27/21 13:35 | |
| Dibromomethane | ug/kg | ND | 5.0 | 1.1 | 12/27/21 13:35 | |
| Dichlorodifluoromethane | ug/kg | ND | 10.0 | 2.2 | 12/27/21 13:35 | |
| Diisopropyl ether | ug/kg | ND | 5.0 | 1.4 | 12/27/21 13:35 | |
| Ethylbenzene | ug/kg | ND | 5.0 | 2.3 | 12/27/21 13:35 | |
| Hexachloro-1,3-butadiene | ug/kg | ND | 10.0 | 8.2 | 12/27/21 13:35 | |
| Isopropylbenzene (Cumene) | ug/kg | ND | 5.0 | 1.7 | 12/27/21 13:35 | |
| m&p-Xylene | ug/kg | ND | 10.0 | 3.4 | 12/27/21 13:35 | |
| Methyl-tert-butyl ether | ug/kg | ND | 5.0 | 1.9 | 12/27/21 13:35 | |
| Methylene Chloride | ug/kg | ND | 20.0 | 13.7 | 12/27/21 13:35 | |
| n-Butylbenzene | ug/kg | ND | 5.0 | 2.4 | 12/27/21 13:35 | |
| n-Propylbenzene | ug/kg | ND | 5.0 | 1.8 | 12/27/21 13:35 | |
| Naphthalene | ug/kg | ND | 5.0 | 2.6 | 12/27/21 13:35 | |
| o-Xylene | ug/kg | ND | 5.0 | 2.2 | 12/27/21 13:35 | |
| p-Isopropyltoluene | ug/kg | ND | 5.0 | 2.5 | 12/27/21 13:35 | |
| sec-Butylbenzene | ug/kg | ND | 5.0 | 2.2 | 12/27/21 13:35 | |
| Styrene | ug/kg | ND | 5.0 | 1.3 | 12/27/21 13:35 | |
| tert-Butylbenzene | ug/kg | ND | 5.0 | 1.8 | 12/27/21 13:35 | |
| Tetrachloroethene | ug/kg | ND | 5.0 | 1.6 | 12/27/21 13:35 | |
| Toluene | ug/kg | ND | 5.0 | 1.4 | 12/27/21 13:35 | |
| trans-1,2-Dichloroethene | ug/kg | ND | 5.0 | 1.8 | 12/27/21 13:35 | |
| trans-1,3-Dichloropropene | ug/kg | ND | 5.0 | 1.7 | 12/27/21 13:35 | |
| Trichloroethene | ug/kg | ND | 5.0 | 1.3 | 12/27/21 13:35 | |
| Trichlorofluoromethane | ug/kg | ND | 5.0 | 2.8 | 12/27/21 13:35 | |
| Vinyl acetate | ug/kg | ND | 50.0 | 3.6 | 12/27/21 13:35 | |
| Vinyl chloride | ug/kg | ND | 10.0 | 2.5 | 12/27/21 13:35 | |
| Xylene (Total) | ug/kg | ND | 10.0 | 2.8 | 12/27/21 13:35 | |
| 1,2-Dichloroethane-d4 (S) | % | 102 | 70-130 | | 12/27/21 13:35 | |
| 4-Bromofluorobenzene (S) | % | 99 | 69-134 | | 12/27/21 13:35 | |
| Toluene-d8 (S) | % | 99 | 70-130 | | 12/27/21 13:35 | |

LABORATORY CONTROL SAMPLE: 3501113

| Parameter | Units | Spike Conc. | LCS Result | LCS % Rec | % Rec Limits | Qualifiers |
|---|---|---|---|---|---|---|
| 1,1,1,2-Tetrachloroethane | ug/kg | 1250 | 1100 | 88 | 70-130 | |
| 1,1,1-Trichloroethane | ug/kg | 1250 | 1090 | 87 | 70-130 | |
| 1,1,2,2-Tetrachloroethane | ug/kg | 1250 | 1100 | 88 | 70-130 | |
| 1,1,2-Trichloroethane | ug/kg | 1250 | 1080 | 86 | 70-130 | |
| 1,1-Dichloroethane | ug/kg | 1250 | 1120 | 89 | 70-130 | |
| 1,1-Dichloroethene | ug/kg | 1250 | 1110 | 89 | 70-130 | |
| 1,1-Dichloropropene | ug/kg | 1250 | 1120 | 90 | 70-130 | |
| 1,2,3-Trichlorobenzene | ug/kg | 1250 | 1170 | 94 | 65-130 | |
| 1,2,3-Trichloropropane | ug/kg | 1250 | 1080 | 86 | 70-130 | |
| 1,2,4-Trichlorobenzene | ug/kg | 1250 | 1140 | 92 | 68-130 | |

**Results presented on this page are in the units indicated by the "Units" column except where an alternate unit is presented to the right of the result.**

## REPORT OF LABORATORY ANALYSIS

This report shall not be reproduced, except in full,
without the written consent of Pace Analytical Services, LLC.

**Pace Analytical Services, LLC**
9800 Kincey Ave. Suite 100
Huntersville, NC 28078
(704)875-9092

## QUALITY CONTROL DATA

Project: CPC Huntersville/2020-L1-2448
Pace Project No.: 92579622

LABORATORY CONTROL SAMPLE: 3501113

| Parameter | Units | Spike Conc. | LCS Result | LCS % Rec | % Rec Limits | Qualifiers |
|---|---|---|---|---|---|---|
| 1,2,4-Trimethylbenzene | ug/kg | 1250 | 1150 | 92 | 70-130 | |
| 1,2-Dibromo-3-chloropropane | ug/kg | 1250 | 1310 | 105 | 70-130 | |
| 1,2-Dibromoethane (EDB) | ug/kg | 1250 | 1120 | 89 | 70-130 | |
| 1,2-Dichlorobenzene | ug/kg | 1250 | 1110 | 89 | 70-130 | |
| 1,2-Dichloroethane | ug/kg | 1250 | 1040 | 83 | 63-130 | |
| 1,2-Dichloropropane | ug/kg | 1250 | 1110 | 88 | 70-130 | |
| 1,3,5-Trimethylbenzene | ug/kg | 1250 | 1150 | 92 | 70-130 | |
| 1,3-Dichlorobenzene | ug/kg | 1250 | 1130 | 90 | 70-130 | |
| 1,3-Dichloropropane | ug/kg | 1250 | 1060 | 85 | 70-130 | |
| 1,4-Dichlorobenzene | ug/kg | 1250 | 1100 | 88 | 70-130 | |
| 2,2-Dichloropropane | ug/kg | 1250 | 1120 | 90 | 66-130 | |
| 2-Butanone (MEK) | ug/kg | 2500 | 2200 | 88 | 70-130 | |
| 2-Chlorotoluene | ug/kg | 1250 | 1160 | 92 | 70-130 | |
| 2-Hexanone | ug/kg | 2500 | 2290 | 92 | 70-130 | |
| 4-Chlorotoluene | ug/kg | 1250 | 1090 | 87 | 70-130 | |
| 4-Methyl-2-pentanone (MIBK) | ug/kg | 2500 | 2250 | 90 | 70-130 | |
| Acetone | ug/kg | 2500 | 2160 | 86 | 69-130 | |
| Benzene | ug/kg | 1250 | 1060 | 85 | 70-130 | |
| Bromobenzene | ug/kg | 1250 | 1160 | 93 | 70-130 | |
| Bromochloromethane | ug/kg | 1250 | 1170 | 94 | 70-130 | |
| Bromodichloromethane | ug/kg | 1250 | 1100 | 88 | 69-130 | |
| Bromoform | ug/kg | 1250 | 1210 | 97 | 70-130 | |
| Bromomethane | ug/kg | 1250 | 1070 | 86 | 52-130 | IK |
| Carbon tetrachloride | ug/kg | 1250 | 1140 | 91 | 70-130 | |
| Chlorobenzene | ug/kg | 1250 | 1090 | 87 | 70-130 | |
| Chloroethane | ug/kg | 1250 | 1310 | 105 | 65-130 | |
| Chloroform | ug/kg | 1250 | 1070 | 86 | 70-130 | |
| Chloromethane | ug/kg | 1250 | 1110 | 89 | 55-130 | |
| cis-1,2-Dichloroethene | ug/kg | 1250 | 1120 | 89 | 70-130 | |
| cis-1,3-Dichloropropene | ug/kg | 1250 | 1110 | 89 | 70-130 | |
| Dibromochloromethane | ug/kg | 1250 | 1160 | 93 | 70-130 | |
| Dibromomethane | ug/kg | 1250 | 1110 | 89 | 70-130 | |
| Dichlorodifluoromethane | ug/kg | 1250 | 1050 | 84 | 45-156 | |
| Diisopropyl ether | ug/kg | 1250 | 1080 | 86 | 70-130 | |
| Ethylbenzene | ug/kg | 1250 | 1040 | 83 | 70-130 | |
| Hexachloro-1,3-butadiene | ug/kg | 1250 | 1170 | 93 | 66-130 | |
| Isopropylbenzene (Cumene) | ug/kg | 1250 | 1150 | 92 | 70-130 | |
| m&p-Xylene | ug/kg | 2500 | 2190 | 88 | 70-130 | |
| Methyl-tert-butyl ether | ug/kg | 1250 | 1080 | 87 | 70-130 | |
| Methylene Chloride | ug/kg | 1250 | 1010 | 81 | 65-130 | |
| n-Butylbenzene | ug/kg | 1250 | 1150 | 92 | 67-130 | |
| n-Propylbenzene | ug/kg | 1250 | 1140 | 91 | 70-130 | |
| Naphthalene | ug/kg | 1250 | 1140 | 91 | 70-130 | |
| o-Xylene | ug/kg | 1250 | 1110 | 89 | 70-130 | |
| p-Isopropyltoluene | ug/kg | 1250 | 1150 | 92 | 67-130 | |
| sec-Butylbenzene | ug/kg | 1250 | 1140 | 91 | 69-130 | |
| Styrene | ug/kg | 1250 | 1210 | 97 | 70-130 | |

**Results presented on this page are in the units indicated by the "Units" column except where an alternate unit is presented to the right of the result.**

## REPORT OF LABORATORY ANALYSIS

This report shall not be reproduced, except in full,
without the written consent of Pace Analytical Services, LLC.

Pace Analytical Services, LLC
9800 Kincey Ave. Suite 100
Huntersville, NC 28078
(704)875-9092

## QUALITY CONTROL DATA

Project: CPC Huntersville/2020-L1-2448
Pace Project No.: 92579622

LABORATORY CONTROL SAMPLE: 3501113

| Parameter | Units | Spike Conc. | LCS Result | LCS % Rec | % Rec Limits | Qualifiers |
|---|---|---|---|---|---|---|
| tert-Butylbenzene | ug/kg | 1250 | 1150 | 92 | 67-130 | |
| Tetrachloroethene | ug/kg | 1250 | 1090 | 88 | 70-130 | |
| Toluene | ug/kg | 1250 | 1040 | 83 | 70-130 | |
| trans-1,2-Dichloroethene | ug/kg | 1250 | 1130 | 90 | 70-130 | |
| trans-1,3-Dichloropropene | ug/kg | 1250 | 1090 | 87 | 68-130 | |
| Trichloroethene | ug/kg | 1250 | 1100 | 88 | 70-130 | |
| Trichlorofluoromethane | ug/kg | 1250 | 1060 | 85 | 70-130 | |
| Vinyl acetate | ug/kg | 2500 | 2440 | 98 | 70-130 | |
| Vinyl chloride | ug/kg | 1250 | 1130 | 91 | 61-130 | |
| Xylene (Total) | ug/kg | 3750 | 3300 | 88 | 70-130 | |
| 1,2-Dichloroethane-d4 (S) | % | | | 92 | 70-130 | |
| 4-Bromofluorobenzene (S) | % | | | 99 | 69-134 | |
| Toluene-d8 (S) | % | | | 100 | 70-130 | |

MATRIX SPIKE SAMPLE: 3501114

| Parameter | Units | 92578795005 Result | Spike Conc. | MS Result | MS % Rec | % Rec Limits | Qualifiers |
|---|---|---|---|---|---|---|---|
| 1,1,1,2-Tetrachloroethane | ug/kg | ND | 669 | 682 | 102 | 70-131 | |
| 1,1,1-Trichloroethane | ug/kg | ND | 669 | 666 | 100 | 65-133 | |
| 1,1,2,2-Tetrachloroethane | ug/kg | ND | 669 | 653 | 98 | 66-130 | |
| 1,1,2-Trichloroethane | ug/kg | ND | 669 | 670 | 100 | 66-133 | |
| 1,1-Dichloroethane | ug/kg | ND | 669 | 651 | 97 | 65-130 | |
| 1,1-Dichloroethene | ug/kg | ND | 669 | 622 | 93 | 10-158 | |
| 1,1-Dichloropropene | ug/kg | ND | 669 | 664 | 99 | 68-133 | |
| 1,2,3-Trichlorobenzene | ug/kg | ND | 669 | 663 | 99 | 27-138 | |
| 1,2,3-Trichloropropane | ug/kg | ND | 669 | 588 | 88 | 67-130 | |
| 1,2,4-Trichlorobenzene | ug/kg | ND | 669 | 667 | 100 | 51-134 | |
| 1,2,4-Trimethylbenzene | ug/kg | ND | 669 | 686 | 103 | 63-136 | |
| 1,2-Dibromo-3-chloropropane | ug/kg | ND | 669 | 691 | 103 | 32-130 | |
| 1,2-Dibromoethane (EDB) | ug/kg | ND | 669 | 660 | 99 | 70-130 | |
| 1,2-Dichlorobenzene | ug/kg | ND | 669 | 662 | 99 | 69-130 | |
| 1,2-Dichloroethane | ug/kg | ND | 669 | 624 | 93 | 59-130 | |
| 1,2-Dichloropropane | ug/kg | ND | 669 | 675 | 101 | 70-130 | |
| 1,3,5-Trimethylbenzene | ug/kg | ND | 669 | 671 | 100 | 65-137 | |
| 1,3-Dichlorobenzene | ug/kg | ND | 669 | 658 | 98 | 70-130 | |
| 1,3-Dichloropropane | ug/kg | ND | 669 | 651 | 97 | 70-130 | |
| 1,4-Dichlorobenzene | ug/kg | ND | 669 | 641 | 96 | 68-130 | |
| 2,2-Dichloropropane | ug/kg | ND | 669 | 282 | 42 | 32-130 | |
| 2-Butanone (MEK) | ug/kg | ND | 1330 | 648 | 48 | 10-136 | |
| 2-Chlorotoluene | ug/kg | ND | 669 | 669 | 100 | 69-141 | |
| 2-Hexanone | ug/kg | ND | 1330 | 1170 | 87 | 10-144 | |
| 4-Chlorotoluene | ug/kg | ND | 669 | 643 | 96 | 70-132 | |
| 4-Methyl-2-pentanone (MIBK) | ug/kg | ND | 1330 | 1280 | 96 | 25-143 | |
| Acetone | ug/kg | ND | 1330 | 777 | 58 | 10-130 | |
| Benzene | ug/kg | ND | 669 | 668 | 100 | 67-130 | |

**Results presented on this page are in the units indicated by the "Units" column except where an alternate unit is presented to the right of the result.**

## REPORT OF LABORATORY ANALYSIS

This report shall not be reproduced, except in full,
without the written consent of Pace Analytical Services, LLC.

**Pace Analytical Services, LLC**
9800 Kincey Ave. Suite 100
Huntersville, NC 28078
(704)875-9092

## QUALITY CONTROL DATA

Project: CPC Huntersville/2020-L1-2448
Pace Project No.: 92579622

MATRIX SPIKE SAMPLE: 3501114

| Parameter | Units | 92578795005 Result | Spike Conc. | MS Result | MS % Rec | % Rec Limits | Qualifiers |
|---|---|---|---|---|---|---|---|
| Bromobenzene | ug/kg | ND | 669 | 691 | 103 | 70-130 | |
| Bromochloromethane | ug/kg | ND | 669 | 638 | 95 | 69-134 | |
| Bromodichloromethane | ug/kg | ND | 669 | 633 | 95 | 64-130 | |
| Bromoform | ug/kg | ND | 669 | 660 | 99 | 62-130 | |
| Bromomethane | ug/kg | ND | 669 | 253 | 38 | 20-176 | IK |
| Carbon tetrachloride | ug/kg | ND | 669 | 681 | 102 | 65-140 | |
| Chlorobenzene | ug/kg | ND | 669 | 697 | 104 | 70-130 | |
| Chloroethane | ug/kg | ND | 669 | 170 | 25 | 10-130 | |
| Chloroform | ug/kg | ND | 669 | 635 | 95 | 63-130 | |
| Chloromethane | ug/kg | ND | 669 | 725 | 109 | 58-130 | |
| cis-1,2-Dichloroethene | ug/kg | ND | 669 | 655 | 98 | 66-130 | |
| cis-1,3-Dichloropropene | ug/kg | ND | 669 | 550 | 82 | 67-130 | |
| Dibromochloromethane | ug/kg | ND | 669 | 636 | 95 | 67-130 | |
| Dibromomethane | ug/kg | ND | 669 | 644 | 96 | 63-131 | |
| Dichlorodifluoromethane | ug/kg | ND | 669 | 632 | 94 | 44-180 | |
| Diisopropyl ether | ug/kg | ND | 669 | 619 | 93 | 63-130 | |
| Ethylbenzene | ug/kg | ND | 669 | 663 | 99 | 66-130 | |
| Hexachloro-1,3-butadiene | ug/kg | ND | 669 | 739 | 111 | 64-150 | |
| Isopropylbenzene (Cumene) | ug/kg | ND | 669 | 769 | 115 | 69-135 | |
| m&p-Xylene | ug/kg | ND | 1330 | 1400 | 105 | 60-133 | |
| Methyl-tert-butyl ether | ug/kg | ND | 669 | 615 | 92 | 65-130 | |
| Methylene Chloride | ug/kg | ND | 669 | 587 | 88 | 61-130 | |
| n-Butylbenzene | ug/kg | ND | 669 | 631 | 94 | 65-140 | |
| n-Propylbenzene | ug/kg | ND | 669 | 668 | 100 | 67-140 | |
| Naphthalene | ug/kg | ND | 669 | 653 | 98 | 15-145 | |
| o-Xylene | ug/kg | ND | 669 | 725 | 108 | 66-133 | |
| p-Isopropyltoluene | ug/kg | ND | 669 | 653 | 98 | 56-147 | |
| sec-Butylbenzene | ug/kg | ND | 669 | 686 | 103 | 65-139 | |
| Styrene | ug/kg | ND | 669 | 653 | 98 | 70-132 | |
| tert-Butylbenzene | ug/kg | ND | 669 | 687 | 103 | 62-135 | |
| Tetrachloroethene | ug/kg | ND | 669 | 646 | 97 | 70-135 | |
| Toluene | ug/kg | ND | 669 | 649 | 97 | 67-130 | |
| trans-1,2-Dichloroethene | ug/kg | ND | 669 | 638 | 95 | 69-130 | |
| trans-1,3-Dichloropropene | ug/kg | ND | 669 | 552 | 83 | 62-130 | |
| Trichloroethene | ug/kg | ND | 669 | 697 | 104 | 70-135 | |
| Trichlorofluoromethane | ug/kg | ND | 669 | 109 | 16 | 10-130 | |
| Vinyl acetate | ug/kg | ND | 1330 | 785 | 59 | 53-130 | |
| Vinyl chloride | ug/kg | ND | 669 | 691 | 103 | 61-148 | |
| Xylene (Total) | ug/kg | ND | 2010 | 2120 | 106 | 63-132 | |
| 1,2-Dichloroethane-d4 (S) | % | | | | 103 | 70-130 | |
| 4-Bromofluorobenzene (S) | % | | | | 104 | 69-134 | |
| Toluene-d8 (S) | % | | | | 101 | 70-130 | |

**Results presented on this page are in the units indicated by the "Units" column except where an alternate unit is presented to the right of the result.**

## REPORT OF LABORATORY ANALYSIS

This report shall not be reproduced, except in full,
without the written consent of Pace Analytical Services, LLC.

**Pace Analytical Services, LLC**
9800 Kincey Ave. Suite 100
Huntersville, NC 28078
(704)875-9092

## QUALITY CONTROL DATA

Project: CPC Huntersville/2020-L1-2448
Pace Project No.: 92579622

SAMPLE DUPLICATE: 3501115

| Parameter | Units | 92578795006 Result | Dup Result | RPD | Max RPD | Qualifiers |
|---|---|---|---|---|---|---|
| 1,1,1,2-Tetrachloroethane | ug/kg | ND | ND | | 30 | |
| 1,1,1-Trichloroethane | ug/kg | ND | ND | | 30 | |
| 1,1,2,2-Tetrachloroethane | ug/kg | ND | ND | | 30 | |
| 1,1,2-Trichloroethane | ug/kg | ND | ND | | 30 | |
| 1,1-Dichloroethane | ug/kg | ND | ND | | 30 | |
| 1,1-Dichloroethene | ug/kg | ND | ND | | 30 | |
| 1,1-Dichloropropene | ug/kg | ND | ND | | 30 | |
| 1,2,3-Trichlorobenzene | ug/kg | ND | ND | | 30 | |
| 1,2,3-Trichloropropane | ug/kg | ND | ND | | 30 | |
| 1,2,4-Trichlorobenzene | ug/kg | ND | ND | | 30 | |
| 1,2,4-Trimethylbenzene | ug/kg | ND | ND | | 30 | |
| 1,2-Dibromo-3-chloropropane | ug/kg | ND | ND | | 30 | |
| 1,2-Dibromoethane (EDB) | ug/kg | ND | ND | | 30 | |
| 1,2-Dichlorobenzene | ug/kg | ND | ND | | 30 | |
| 1,2-Dichloroethane | ug/kg | ND | ND | | 30 | |
| 1,2-Dichloropropane | ug/kg | ND | ND | | 30 | |
| 1,3,5-Trimethylbenzene | ug/kg | ND | ND | | 30 | |
| 1,3-Dichlorobenzene | ug/kg | ND | ND | | 30 | |
| 1,3-Dichloropropane | ug/kg | ND | ND | | 30 | |
| 1,4-Dichlorobenzene | ug/kg | ND | ND | | 30 | |
| 2,2-Dichloropropane | ug/kg | ND | ND | | 30 | |
| 2-Butanone (MEK) | ug/kg | ND | ND | | 30 | |
| 2-Chlorotoluene | ug/kg | ND | ND | | 30 | |
| 2-Hexanone | ug/kg | ND | ND | | 30 | |
| 4-Chlorotoluene | ug/kg | ND | ND | | 30 | |
| 4-Methyl-2-pentanone (MIBK) | ug/kg | ND | ND | | 30 | |
| Acetone | ug/kg | ND | ND | | 30 | |
| Benzene | ug/kg | ND | ND | | 30 | |
| Bromobenzene | ug/kg | ND | ND | | 30 | |
| Bromochloromethane | ug/kg | ND | ND | | 30 | |
| Bromodichloromethane | ug/kg | ND | ND | | 30 | |
| Bromoform | ug/kg | ND | ND | | 30 | |
| Bromomethane | ug/kg | ND | ND | | 30 | IK |
| Carbon tetrachloride | ug/kg | ND | ND | | 30 | |
| Chlorobenzene | ug/kg | ND | ND | | 30 | |
| Chloroethane | ug/kg | ND | ND | | 30 | |
| Chloroform | ug/kg | ND | ND | | 30 | |
| Chloromethane | ug/kg | ND | ND | | 30 | |
| cis-1,2-Dichloroethene | ug/kg | ND | ND | | 30 | |
| cis-1,3-Dichloropropene | ug/kg | ND | ND | | 30 | |
| Dibromochloromethane | ug/kg | ND | ND | | 30 | |
| Dibromomethane | ug/kg | ND | ND | | 30 | |
| Dichlorodifluoromethane | ug/kg | ND | ND | | 30 | |
| Diisopropyl ether | ug/kg | ND | ND | | 30 | |
| Ethylbenzene | ug/kg | ND | ND | | 30 | |
| Hexachloro-1,3-butadiene | ug/kg | ND | ND | | 30 | |
| Isopropylbenzene (Cumene) | ug/kg | ND | ND | | 30 | |

**Results presented on this page are in the units indicated by the "Units" column except where an alternate unit is presented to the right of the result.**

## REPORT OF LABORATORY ANALYSIS

This report shall not be reproduced, except in full,
without the written consent of Pace Analytical Services, LLC.

**Pace Analytical Services, LLC**
9800 Kincey Ave. Suite 100
Huntersville, NC 28078
(704)875-9092

## QUALITY CONTROL DATA

Project: CPC Huntersville/2020-L1-2448
Pace Project No.: 92579622

SAMPLE DUPLICATE: 3501115

| Parameter | Units | 92578795006 Result | Dup Result | RPD | Max RPD | Qualifiers |
|---|---|---|---|---|---|---|
| m&p-Xylene | ug/kg | ND | ND | | 30 | |
| Methyl-tert-butyl ether | ug/kg | ND | ND | | 30 | |
| Methylene Chloride | ug/kg | ND | ND | | 30 | |
| n-Butylbenzene | ug/kg | ND | ND | | 30 | |
| n-Propylbenzene | ug/kg | ND | ND | | 30 | |
| Naphthalene | ug/kg | ND | ND | | 30 | |
| o-Xylene | ug/kg | ND | ND | | 30 | |
| p-Isopropyltoluene | ug/kg | ND | ND | | 30 | |
| sec-Butylbenzene | ug/kg | ND | ND | | 30 | |
| Styrene | ug/kg | ND | ND | | 30 | |
| tert-Butylbenzene | ug/kg | ND | ND | | 30 | |
| Tetrachloroethene | ug/kg | ND | ND | | 30 | |
| Toluene | ug/kg | ND | 3.9J | | 30 | |
| trans-1,2-Dichloroethene | ug/kg | ND | ND | | 30 | |
| trans-1,3-Dichloropropene | ug/kg | ND | ND | | 30 | |
| Trichloroethene | ug/kg | ND | ND | | 30 | |
| Trichlorofluoromethane | ug/kg | ND | ND | | 30 | |
| Vinyl acetate | ug/kg | ND | ND | | 30 | |
| Vinyl chloride | ug/kg | ND | ND | | 30 | |
| Xylene (Total) | ug/kg | ND | ND | | 30 | |
| 1,2-Dichloroethane-d4 (S) | % | 99 | 97 | | | |
| 4-Bromofluorobenzene (S) | % | 98 | 99 | | | |
| Toluene-d8 (S) | % | 99 | 100 | | | |

**Results presented on this page are in the units indicated by the "Units" column except where an alternate unit is presented to the right of the result.**

## REPORT OF LABORATORY ANALYSIS

This report shall not be reproduced, except in full,
without the written consent of Pace Analytical Services, LLC.

**Pace Analytical Services, LLC**
9800 Kincey Ave. Suite 100
Huntersville, NC 28078
(704)875-9092

## QUALITY CONTROL DATA

Project: CPC Huntersville/2020-L1-2448
Pace Project No.: 92579622

QC Batch: 668746
QC Batch Method: EPA 5035A/5030B
Analysis Method: EPA 8260D
Analysis Description: 8260D 5035A 5030B
Laboratory: Pace Analytical Services - Charlotte

Associated Lab Samples: 92579622001

METHOD BLANK: 3502429 Matrix: Solid
Associated Lab Samples: 92579622001

| Parameter | Units | Blank Result | Reporting Limit | MDL | Analyzed | Qualifiers |
|---|---|---|---|---|---|---|
| 1,1,1,2-Tetrachloroethane | ug/kg | ND | 5.0 | 1.9 | 12/28/21 14:35 | |
| 1,1,1-Trichloroethane | ug/kg | ND | 5.0 | 2.6 | 12/28/21 14:35 | |
| 1,1,2,2-Tetrachloroethane | ug/kg | ND | 5.0 | 1.3 | 12/28/21 14:35 | |
| 1,1,2-Trichloroethane | ug/kg | ND | 5.0 | 1.7 | 12/28/21 14:35 | |
| 1,1-Dichloroethane | ug/kg | ND | 5.0 | 2.1 | 12/28/21 14:35 | |
| 1,1-Dichloroethene | ug/kg | ND | 5.0 | 2.1 | 12/28/21 14:35 | |
| 1,1-Dichloropropene | ug/kg | ND | 5.0 | 2.4 | 12/28/21 14:35 | |
| 1,2,3-Trichlorobenzene | ug/kg | ND | 5.0 | 4.0 | 12/28/21 14:35 | |
| 1,2,3-Trichloropropane | ug/kg | ND | 5.0 | 2.5 | 12/28/21 14:35 | |
| 1,2,4-Trichlorobenzene | ug/kg | ND | 5.0 | 4.2 | 12/28/21 14:35 | |
| 1,2,4-Trimethylbenzene | ug/kg | ND | 5.0 | 1.4 | 12/28/21 14:35 | |
| 1,2-Dibromo-3-chloropropane | ug/kg | ND | 5.0 | 1.9 | 12/28/21 14:35 | |
| 1,2-Dibromoethane (EDB) | ug/kg | ND | 5.0 | 2.2 | 12/28/21 14:35 | |
| 1,2-Dichlorobenzene | ug/kg | ND | 5.0 | 1.8 | 12/28/21 14:35 | |
| 1,2-Dichloroethane | ug/kg | ND | 5.0 | 3.3 | 12/28/21 14:35 | |
| 1,2-Dichloropropane | ug/kg | ND | 5.0 | 1.5 | 12/28/21 14:35 | |
| 1,3,5-Trimethylbenzene | ug/kg | ND | 5.0 | 1.7 | 12/28/21 14:35 | |
| 1,3-Dichlorobenzene | ug/kg | ND | 5.0 | 1.6 | 12/28/21 14:35 | |
| 1,3-Dichloropropane | ug/kg | ND | 5.0 | 1.6 | 12/28/21 14:35 | |
| 1,4-Dichlorobenzene | ug/kg | ND | 5.0 | 1.3 | 12/28/21 14:35 | |
| 2,2-Dichloropropane | ug/kg | ND | 5.0 | 1.6 | 12/28/21 14:35 | |
| 2-Butanone (MEK) | ug/kg | ND | 100 | 24.0 | 12/28/21 14:35 | |
| 2-Chlorotoluene | ug/kg | ND | 5.0 | 1.8 | 12/28/21 14:35 | |
| 2-Hexanone | ug/kg | ND | 50.0 | 4.8 | 12/28/21 14:35 | |
| 4-Chlorotoluene | ug/kg | ND | 5.0 | 0.88 | 12/28/21 14:35 | |
| 4-Methyl-2-pentanone (MIBK) | ug/kg | ND | 50.0 | 4.8 | 12/28/21 14:35 | |
| Acetone | ug/kg | ND | 100 | 32.1 | 12/28/21 14:35 | v2 |
| Benzene | ug/kg | ND | 5.0 | 2.0 | 12/28/21 14:35 | |
| Bromobenzene | ug/kg | ND | 5.0 | 1.6 | 12/28/21 14:35 | |
| Bromochloromethane | ug/kg | ND | 5.0 | 1.5 | 12/28/21 14:35 | |
| Bromodichloromethane | ug/kg | ND | 5.0 | 1.9 | 12/28/21 14:35 | |
| Bromoform | ug/kg | ND | 5.0 | 1.8 | 12/28/21 14:35 | |
| Bromomethane | ug/kg | ND | 10.0 | 7.9 | 12/28/21 14:35 | IK |
| Carbon tetrachloride | ug/kg | ND | 5.0 | 1.9 | 12/28/21 14:35 | |
| Chlorobenzene | ug/kg | ND | 5.0 | 0.96 | 12/28/21 14:35 | |
| Chloroethane | ug/kg | ND | 10.0 | 3.9 | 12/28/21 14:35 | |
| Chloroform | ug/kg | ND | 5.0 | 3.0 | 12/28/21 14:35 | |
| Chloromethane | ug/kg | ND | 10.0 | 4.2 | 12/28/21 14:35 | |
| cis-1,2-Dichloroethene | ug/kg | ND | 5.0 | 1.7 | 12/28/21 14:35 | |
| cis-1,3-Dichloropropene | ug/kg | ND | 5.0 | 1.4 | 12/28/21 14:35 | |

**Results presented on this page are in the units indicated by the "Units" column except where an alternate unit is presented to the right of the result.**

## REPORT OF LABORATORY ANALYSIS

This report shall not be reproduced, except in full,
without the written consent of Pace Analytical Services, LLC.

Pace Analytical Services, LLC
9800 Kincey Ave. Suite 100
Huntersville, NC 28078
(704)875-9092

## QUALITY CONTROL DATA

Project: CPC Huntersville/2020-L1-2448
Pace Project No.: 92579622

METHOD BLANK: 3502429 Matrix: Solid
Associated Lab Samples: 92579622001

| Parameter | Units | Blank Result | Reporting Limit | MDL | Analyzed | Qualifiers |
|---|---|---|---|---|---|---|
| Dibromochloromethane | ug/kg | ND | 5.0 | 2.8 | 12/28/21 14:35 | |
| Dibromomethane | ug/kg | ND | 5.0 | 1.1 | 12/28/21 14:35 | |
| Dichlorodifluoromethane | ug/kg | ND | 10.0 | 2.2 | 12/28/21 14:35 | |
| Diisopropyl ether | ug/kg | ND | 5.0 | 1.4 | 12/28/21 14:35 | |
| Ethylbenzene | ug/kg | ND | 5.0 | 2.3 | 12/28/21 14:35 | |
| Hexachloro-1,3-butadiene | ug/kg | ND | 10.0 | 8.2 | 12/28/21 14:35 | |
| Isopropylbenzene (Cumene) | ug/kg | ND | 5.0 | 1.7 | 12/28/21 14:35 | |
| m&p-Xylene | ug/kg | ND | 10.0 | 3.4 | 12/28/21 14:35 | |
| Methyl-tert-butyl ether | ug/kg | ND | 5.0 | 1.9 | 12/28/21 14:35 | |
| Methylene Chloride | ug/kg | ND | 20.0 | 13.7 | 12/28/21 14:35 | v2 |
| n-Butylbenzene | ug/kg | ND | 5.0 | 2.4 | 12/28/21 14:35 | |
| n-Propylbenzene | ug/kg | ND | 5.0 | 1.8 | 12/28/21 14:35 | |
| Naphthalene | ug/kg | ND | 5.0 | 2.6 | 12/28/21 14:35 | |
| o-Xylene | ug/kg | ND | 5.0 | 2.2 | 12/28/21 14:35 | |
| p-Isopropyltoluene | ug/kg | ND | 5.0 | 2.5 | 12/28/21 14:35 | |
| sec-Butylbenzene | ug/kg | ND | 5.0 | 2.2 | 12/28/21 14:35 | |
| Styrene | ug/kg | ND | 5.0 | 1.3 | 12/28/21 14:35 | |
| tert-Butylbenzene | ug/kg | ND | 5.0 | 1.8 | 12/28/21 14:35 | |
| Tetrachloroethene | ug/kg | ND | 5.0 | 1.6 | 12/28/21 14:35 | |
| Toluene | ug/kg | ND | 5.0 | 1.4 | 12/28/21 14:35 | |
| trans-1,2-Dichloroethene | ug/kg | ND | 5.0 | 1.8 | 12/28/21 14:35 | |
| trans-1,3-Dichloropropene | ug/kg | ND | 5.0 | 1.7 | 12/28/21 14:35 | |
| Trichloroethene | ug/kg | ND | 5.0 | 1.3 | 12/28/21 14:35 | |
| Trichlorofluoromethane | ug/kg | ND | 5.0 | 2.8 | 12/28/21 14:35 | |
| Vinyl acetate | ug/kg | ND | 50.0 | 3.6 | 12/28/21 14:35 | |
| Vinyl chloride | ug/kg | ND | 10.0 | 2.5 | 12/28/21 14:35 | |
| Xylene (Total) | ug/kg | ND | 10.0 | 2.8 | 12/28/21 14:35 | |
| 1,2-Dichloroethane-d4 (S) | % | 103 | 70-130 | | 12/28/21 14:35 | |
| 4-Bromofluorobenzene (S) | % | 103 | 69-134 | | 12/28/21 14:35 | |
| Toluene-d8 (S) | % | 98 | 70-130 | | 12/28/21 14:35 | |

LABORATORY CONTROL SAMPLE: 3502430

| Parameter | Units | Spike Conc. | LCS Result | LCS % Rec | % Rec Limits | Qualifiers |
|---|---|---|---|---|---|---|
| 1,1,1,2-Tetrachloroethane | ug/kg | 1250 | 1140 | 91 | 70-130 | |
| 1,1,1-Trichloroethane | ug/kg | 1250 | 1090 | 87 | 70-130 | |
| 1,1,2,2-Tetrachloroethane | ug/kg | 1250 | 1120 | 89 | 70-130 | |
| 1,1,2-Trichloroethane | ug/kg | 1250 | 1130 | 91 | 70-130 | |
| 1,1-Dichloroethane | ug/kg | 1250 | 1120 | 89 | 70-130 | |
| 1,1-Dichloroethene | ug/kg | 1250 | 1210 | 97 | 70-130 | |
| 1,1-Dichloropropene | ug/kg | 1250 | 1120 | 90 | 70-130 | |
| 1,2,3-Trichlorobenzene | ug/kg | 1250 | 1110 | 89 | 65-130 | |
| 1,2,3-Trichloropropane | ug/kg | 1250 | 1100 | 88 | 70-130 | |
| 1,2,4-Trichlorobenzene | ug/kg | 1250 | 1110 | 89 | 68-130 | |

**Results presented on this page are in the units indicated by the "Units" column except where an alternate unit is presented to the right of the result.**

## REPORT OF LABORATORY ANALYSIS

This report shall not be reproduced, except in full,
without the written consent of Pace Analytical Services, LLC.

**Pace Analytical Services, LLC**
9800 Kincey Ave. Suite 100
Huntersville, NC 28078
(704)875-9092

## QUALITY CONTROL DATA

Project: CPC Huntersville/2020-L1-2448
Pace Project No.: 92579622

LABORATORY CONTROL SAMPLE: 3502430

| Parameter | Units | Spike Conc. | LCS Result | LCS % Rec | % Rec Limits | Qualifiers |
|---|---|---|---|---|---|---|
| 1,2,4-Trimethylbenzene | ug/kg | 1250 | 1240 | 99 | 70-130 | |
| 1,2-Dibromo-3-chloropropane | ug/kg | 1250 | 1220 | 97 | 70-130 | |
| 1,2-Dibromoethane (EDB) | ug/kg | 1250 | 1150 | 92 | 70-130 | |
| 1,2-Dichlorobenzene | ug/kg | 1250 | 1120 | 89 | 70-130 | |
| 1,2-Dichloroethane | ug/kg | 1250 | 1080 | 87 | 63-130 | |
| 1,2-Dichloropropane | ug/kg | 1250 | 1120 | 90 | 70-130 | |
| 1,3,5-Trimethylbenzene | ug/kg | 1250 | 1230 | 98 | 70-130 | |
| 1,3-Dichlorobenzene | ug/kg | 1250 | 1150 | 92 | 70-130 | |
| 1,3-Dichloropropane | ug/kg | 1250 | 1000 | 80 | 70-130 | |
| 1,4-Dichlorobenzene | ug/kg | 1250 | 1150 | 92 | 70-130 | |
| 2,2-Dichloropropane | ug/kg | 1250 | 1120 | 89 | 66-130 | |
| 2-Butanone (MEK) | ug/kg | 2500 | 2130 | 85 | 70-130 | |
| 2-Chlorotoluene | ug/kg | 1250 | 1230 | 99 | 70-130 | |
| 2-Hexanone | ug/kg | 2500 | 2370 | 95 | 70-130 | |
| 4-Chlorotoluene | ug/kg | 1250 | 1160 | 93 | 70-130 | |
| 4-Methyl-2-pentanone (MIBK) | ug/kg | 2500 | 2320 | 93 | 70-130 | |
| Acetone | ug/kg | 2500 | 2010 | 81 | 69-130 | v3 |
| Benzene | ug/kg | 1250 | 1080 | 86 | 70-130 | |
| Bromobenzene | ug/kg | 1250 | 1230 | 99 | 70-130 | |
| Bromochloromethane | ug/kg | 1250 | 1190 | 95 | 70-130 | |
| Bromodichloromethane | ug/kg | 1250 | 1130 | 90 | 69-130 | |
| Bromoform | ug/kg | 1250 | 1190 | 95 | 70-130 | |
| Bromomethane | ug/kg | 1250 | 1140 | 91 | 52-130 | IK |
| Carbon tetrachloride | ug/kg | 1250 | 1140 | 91 | 70-130 | |
| Chlorobenzene | ug/kg | 1250 | 1130 | 91 | 70-130 | |
| Chloroethane | ug/kg | 1250 | 1370 | 110 | 65-130 | |
| Chloroform | ug/kg | 1250 | 1080 | 86 | 70-130 | |
| Chloromethane | ug/kg | 1250 | 1120 | 90 | 55-130 | |
| cis-1,2-Dichloroethene | ug/kg | 1250 | 1120 | 90 | 70-130 | |
| cis-1,3-Dichloropropene | ug/kg | 1250 | 1260 | 101 | 70-130 | |
| Dibromochloromethane | ug/kg | 1250 | 1100 | 88 | 70-130 | |
| Dibromomethane | ug/kg | 1250 | 1160 | 93 | 70-130 | |
| Dichlorodifluoromethane | ug/kg | 1250 | 1060 | 85 | 45-156 | |
| Diisopropyl ether | ug/kg | 1250 | 1070 | 85 | 70-130 | |
| Ethylbenzene | ug/kg | 1250 | 1080 | 86 | 70-130 | |
| Hexachloro-1,3-butadiene | ug/kg | 1250 | 1120 | 89 | 66-130 | |
| Isopropylbenzene (Cumene) | ug/kg | 1250 | 1180 | 94 | 70-130 | |
| m&p-Xylene | ug/kg | 2500 | 2260 | 90 | 70-130 | |
| Methyl-tert-butyl ether | ug/kg | 1250 | 1070 | 85 | 70-130 | |
| Methylene Chloride | ug/kg | 1250 | 996 | 80 | 65-130 | v3 |
| n-Butylbenzene | ug/kg | 1250 | 1220 | 97 | 67-130 | |
| n-Propylbenzene | ug/kg | 1250 | 1220 | 98 | 70-130 | |
| Naphthalene | ug/kg | 1250 | 1090 | 87 | 70-130 | |
| o-Xylene | ug/kg | 1250 | 1140 | 91 | 70-130 | |
| p-Isopropyltoluene | ug/kg | 1250 | 1210 | 97 | 67-130 | |
| sec-Butylbenzene | ug/kg | 1250 | 1220 | 98 | 69-130 | |
| Styrene | ug/kg | 1250 | 1240 | 99 | 70-130 | |

**Results presented on this page are in the units indicated by the "Units" column except where an alternate unit is presented to the right of the result.**

## REPORT OF LABORATORY ANALYSIS

This report shall not be reproduced, except in full,
without the written consent of Pace Analytical Services, LLC.

Pace Analytical Services, LLC
9800 Kincey Ave. Suite 100
Huntersville, NC 28078
(704)875-9092

## QUALITY CONTROL DATA

Project: CPC Huntersville/2020-L1-2448
Pace Project No.: 92579622

LABORATORY CONTROL SAMPLE: 3502430

| Parameter | Units | Spike Conc. | LCS Result | LCS % Rec | % Rec Limits | Qualifiers |
|---|---|---|---|---|---|---|
| tert-Butylbenzene | ug/kg | 1250 | 1210 | 97 | 67-130 | |
| Tetrachloroethene | ug/kg | 1250 | 1050 | 84 | 70-130 | |
| Toluene | ug/kg | 1250 | 1100 | 88 | 70-130 | |
| trans-1,2-Dichloroethene | ug/kg | 1250 | 1120 | 90 | 70-130 | |
| trans-1,3-Dichloropropene | ug/kg | 1250 | 1160 | 93 | 68-130 | |
| Trichloroethene | ug/kg | 1250 | 1130 | 90 | 70-130 | |
| Trichlorofluoromethane | ug/kg | 1250 | 1140 | 91 | 70-130 | |
| Vinyl acetate | ug/kg | 2500 | 2390 | 96 | 70-130 | |
| Vinyl chloride | ug/kg | 1250 | 1130 | 91 | 61-130 | |
| Xylene (Total) | ug/kg | 3750 | 3400 | 91 | 70-130 | |
| 1,2-Dichloroethane-d4 (S) | % | | | 94 | 70-130 | |
| 4-Bromofluorobenzene (S) | % | | | 98 | 69-134 | |
| Toluene-d8 (S) | % | | | 102 | 70-130 | |

MATRIX SPIKE SAMPLE: 3502431

| Parameter | Units | 92579873004 Result | Spike Conc. | MS Result | MS % Rec | % Rec Limits | Qualifiers |
|---|---|---|---|---|---|---|---|
| 1,1,1,2-Tetrachloroethane | ug/kg | ND | 1320 | 1480 | 111 | 70-131 | |
| 1,1,1-Trichloroethane | ug/kg | ND | 1320 | 1490 | 112 | 65-133 | |
| 1,1,2,2-Tetrachloroethane | ug/kg | ND | 1320 | 1430 | 108 | 66-130 | |
| 1,1,2-Trichloroethane | ug/kg | ND | 1320 | 1410 | 106 | 66-133 | |
| 1,1-Dichloroethane | ug/kg | ND | 1320 | 1460 | 110 | 65-130 | |
| 1,1-Dichloroethene | ug/kg | ND | 1320 | 1370 | 103 | 10-158 | |
| 1,1-Dichloropropene | ug/kg | ND | 1320 | 1500 | 113 | 68-133 | |
| 1,2,3-Trichlorobenzene | ug/kg | ND | 1320 | 1710 | 129 | 27-138 | |
| 1,2,3-Trichloropropane | ug/kg | ND | 1320 | 1340 | 101 | 67-130 | |
| 1,2,4-Trichlorobenzene | ug/kg | ND | 1320 | 1680 | 126 | 51-134 | |
| 1,2,4-Trimethylbenzene | ug/kg | 0.60 mg/kg | 1320 | 2210 | 121 | 63-136 | |
| 1,2-Dibromo-3-chloropropane | ug/kg | ND | 1320 | 1640 | 123 | 32-130 | |
| 1,2-Dibromoethane (EDB) | ug/kg | ND | 1320 | 1470 | 111 | 70-130 | |
| 1,2-Dichlorobenzene | ug/kg | ND | 1320 | 1510 | 113 | 69-130 | |
| 1,2-Dichloroethane | ug/kg | ND | 1320 | 1380 | 104 | 59-130 | |
| 1,2-Dichloropropane | ug/kg | ND | 1320 | 1520 | 114 | 70-130 | |
| 1,3,5-Trimethylbenzene | ug/kg | ND | 1320 | 1770 | 133 | 65-137 | |
| 1,3-Dichlorobenzene | ug/kg | ND | 1320 | 1510 | 114 | 70-130 | |
| 1,3-Dichloropropane | ug/kg | ND | 1320 | 1510 | 114 | 70-130 | |
| 1,4-Dichlorobenzene | ug/kg | ND | 1320 | 1490 | 112 | 68-130 | |
| 2,2-Dichloropropane | ug/kg | ND | 1320 | 1470 | 111 | 32-130 | |
| 2-Butanone (MEK) | ug/kg | 0.068J mg/kg | 2660 | 2620 | 96 | 10-136 | |
| 2-Chlorotoluene | ug/kg | ND | 1320 | 1670 | 126 | 69-141 | |
| 2-Hexanone | ug/kg | ND | 2660 | 2770 | 104 | 10-144 | |
| 4-Chlorotoluene | ug/kg | ND | 1320 | 1480 | 112 | 70-132 | |
| 4-Methyl-2-pentanone (MIBK) | ug/kg | ND | 2660 | 2760 | 104 | 25-143 | |
| Acetone | ug/kg | 0.23J mg/kg | 2660 | 2340 | 79 | 10-130 | |
| Benzene | ug/kg | 0.082 mg/kg | 1320 | 1540 | 110 | 67-130 | |

**Results presented on this page are in the units indicated by the "Units" column except where an alternate unit is presented to the right of the result.**

## REPORT OF LABORATORY ANALYSIS

This report shall not be reproduced, except in full,
without the written consent of Pace Analytical Services, LLC.

**Pace Analytical Services, LLC**
9800 Kincey Ave. Suite 100
Huntersville, NC 28078
(704)875-9092

## QUALITY CONTROL DATA

Project: CPC Huntersville/2020-L1-2448
Pace Project No.: 92579622

MATRIX SPIKE SAMPLE: 3502431

| Parameter | Units | 92579873004 Result | Spike Conc. | MS Result | MS % Rec | % Rec Limits | Qualifiers |
|---|---|---|---|---|---|---|---|
| Bromobenzene | ug/kg | ND | 1320 | 1490 | 112 | 70-130 | |
| Bromochloromethane | ug/kg | ND | 1320 | 1500 | 113 | 69-134 | |
| Bromodichloromethane | ug/kg | ND | 1320 | 1470 | 110 | 64-130 | |
| Bromoform | ug/kg | ND | 1320 | 1500 | 113 | 62-130 | |
| Bromomethane | ug/kg | ND | 1320 | 808 | 61 | 20-176 | IK |
| Carbon tetrachloride | ug/kg | ND | 1320 | 1540 | 116 | 65-140 | |
| Chlorobenzene | ug/kg | ND | 1320 | 1450 | 109 | 70-130 | |
| Chloroethane | ug/kg | ND | 1320 | 485 | 36 | 10-130 | |
| Chloroform | ug/kg | ND | 1320 | 1430 | 108 | 63-130 | |
| Chloromethane | ug/kg | ND | 1320 | 1560 | 118 | 58-130 | |
| cis-1,2-Dichloroethene | ug/kg | ND | 1320 | 1470 | 110 | 66-130 | |
| cis-1,3-Dichloropropene | ug/kg | ND | 1320 | 1790 | 135 | 67-130 | M1 |
| Dibromochloromethane | ug/kg | ND | 1320 | 1510 | 114 | 67-130 | |
| Dibromomethane | ug/kg | ND | 1320 | 1470 | 111 | 63-131 | |
| Dichlorodifluoromethane | ug/kg | ND | 1320 | 1330 | 100 | 44-180 | |
| Diisopropyl ether | ug/kg | ND | 1320 | 1360 | 102 | 63-130 | |
| Ethylbenzene | ug/kg | 11.9 mg/kg | 1320 | 13000 | 76 | 66-130 | |
| Hexachloro-1,3-butadiene | ug/kg | ND | 1320 | 2330 | 175 | 64-150 | M1 |
| Isopropylbenzene (Cumene) | ug/kg | 0.74 mg/kg | 1320 | 2390 | 124 | 69-135 | |
| m&p-Xylene | ug/kg | 0.39 mg/kg | 2660 | 3440 | 115 | 60-133 | |
| Methyl-tert-butyl ether | ug/kg | ND | 1320 | 1360 | 103 | 65-130 | |
| Methylene Chloride | ug/kg | ND | 1320 | 1260 | 94 | 61-130 | v3 |
| n-Butylbenzene | ug/kg | ND | 1320 | 2150 | 161 | 65-140 | M1 |
| n-Propylbenzene | ug/kg | ND | 1320 | 1460 | 110 | 67-140 | |
| Naphthalene | ug/kg | 4.7 mg/kg | 1320 | 6140 | 111 | 15-145 | |
| o-Xylene | ug/kg | 0.20 mg/kg | 1320 | 1750 | 117 | 66-133 | |
| p-Isopropyltoluene | ug/kg | 1.1 mg/kg | 1320 | 2800 | 127 | 56-147 | |
| sec-Butylbenzene | ug/kg | ND | 1320 | 1790 | 135 | 65-139 | |
| Styrene | ug/kg | 0.73 mg/kg | 1320 | 2440 | 129 | 70-132 | |
| tert-Butylbenzene | ug/kg | ND | 1320 | 1650 | 124 | 62-135 | |
| Tetrachloroethene | ug/kg | ND | 1320 | 1530 | 115 | 70-135 | |
| Toluene | ug/kg | 0.29 mg/kg | 1320 | 1710 | 107 | 67-130 | |
| trans-1,2-Dichloroethene | ug/kg | ND | 1320 | 1460 | 110 | 69-130 | |
| trans-1,3-Dichloropropene | ug/kg | ND | 1320 | 1410 | 106 | 62-130 | |
| Trichloroethene | ug/kg | ND | 1320 | 1530 | 115 | 70-135 | |
| Trichlorofluoromethane | ug/kg | ND | 1320 | 389 | 29 | 10-130 | |
| Vinyl acetate | ug/kg | ND | 2660 | 2750 | 103 | 53-130 | |
| Vinyl chloride | ug/kg | ND | 1320 | 1610 | 121 | 61-148 | |
| Xylene (Total) | ug/kg | 0.59 mg/kg | 3980 | 5190 | 115 | 63-132 | |
| 1,2-Dichloroethane-d4 (S) | % | | | | 90 | 70-130 | |
| 4-Bromofluorobenzene (S) | % | | | | 100 | 69-134 | |
| Toluene-d8 (S) | % | | | | 100 | 70-130 | |

**Results presented on this page are in the units indicated by the "Units" column except where an alternate unit is presented to the right of the result.**

## REPORT OF LABORATORY ANALYSIS

This report shall not be reproduced, except in full,
without the written consent of Pace Analytical Services, LLC.

**Pace Analytical Services, LLC**
9800 Kincey Ave. Suite 100
Huntersville, NC 28078
(704)875-9092

## QUALITY CONTROL DATA

Project: CPC Huntersville/2020-L1-2448
Pace Project No.: 92579622

SAMPLE DUPLICATE: 3502432

| Parameter | Units | 92578877006 Result | Dup Result | RPD | Max RPD | Qualifiers |
|---|---|---|---|---|---|---|
| 1,1,1,2-Tetrachloroethane | ug/kg | ND | ND | | 30 | |
| 1,1,1-Trichloroethane | ug/kg | ND | ND | | 30 | |
| 1,1,2,2-Tetrachloroethane | ug/kg | ND | ND | | 30 | |
| 1,1,2-Trichloroethane | ug/kg | ND | ND | | 30 | |
| 1,1-Dichloroethane | ug/kg | ND | ND | | 30 | |
| 1,1-Dichloroethene | ug/kg | ND | ND | | 30 | |
| 1,1-Dichloropropene | ug/kg | ND | ND | | 30 | |
| 1,2,3-Trichlorobenzene | ug/kg | ND | ND | | 30 | |
| 1,2,3-Trichloropropane | ug/kg | ND | ND | | 30 | |
| 1,2,4-Trichlorobenzene | ug/kg | ND | ND | | 30 | |
| 1,2,4-Trimethylbenzene | ug/kg | ND | ND | | 30 | |
| 1,2-Dibromo-3-chloropropane | ug/kg | ND | ND | | 30 | |
| 1,2-Dibromoethane (EDB) | ug/kg | ND | ND | | 30 | |
| 1,2-Dichlorobenzene | ug/kg | ND | ND | | 30 | |
| 1,2-Dichloroethane | ug/kg | ND | ND | | 30 | |
| 1,2-Dichloropropane | ug/kg | ND | ND | | 30 | |
| 1,3,5-Trimethylbenzene | ug/kg | ND | ND | | 30 | |
| 1,3-Dichlorobenzene | ug/kg | ND | ND | | 30 | |
| 1,3-Dichloropropane | ug/kg | ND | ND | | 30 | |
| 1,4-Dichlorobenzene | ug/kg | ND | ND | | 30 | |
| 2,2-Dichloropropane | ug/kg | ND | ND | | 30 | |
| 2-Butanone (MEK) | ug/kg | ND | ND | | 30 | |
| 2-Chlorotoluene | ug/kg | ND | ND | | 30 | |
| 2-Hexanone | ug/kg | ND | ND | | 30 | |
| 4-Chlorotoluene | ug/kg | ND | ND | | 30 | |
| 4-Methyl-2-pentanone (MIBK) | ug/kg | ND | ND | | 30 | |
| Acetone | ug/kg | ND | ND | | 30 | v2 |
| Benzene | ug/kg | ND | ND | | 30 | |
| Bromobenzene | ug/kg | ND | ND | | 30 | |
| Bromochloromethane | ug/kg | ND | ND | | 30 | |
| Bromodichloromethane | ug/kg | ND | ND | | 30 | |
| Bromoform | ug/kg | ND | ND | | 30 | |
| Bromomethane | ug/kg | ND | ND | | 30 | IK |
| Carbon tetrachloride | ug/kg | ND | ND | | 30 | |
| Chlorobenzene | ug/kg | ND | ND | | 30 | |
| Chloroethane | ug/kg | ND | ND | | 30 | |
| Chloroform | ug/kg | ND | ND | | 30 | |
| Chloromethane | ug/kg | ND | ND | | 30 | |
| cis-1,2-Dichloroethene | ug/kg | ND | ND | | 30 | |
| cis-1,3-Dichloropropene | ug/kg | ND | ND | | 30 | |
| Dibromochloromethane | ug/kg | ND | ND | | 30 | |
| Dibromomethane | ug/kg | ND | ND | | 30 | |
| Dichlorodifluoromethane | ug/kg | ND | ND | | 30 | |
| Diisopropyl ether | ug/kg | ND | ND | | 30 | |
| Ethylbenzene | ug/kg | ND | ND | | 30 | |
| Hexachloro-1,3-butadiene | ug/kg | ND | ND | | 30 | |
| Isopropylbenzene (Cumene) | ug/kg | ND | ND | | 30 | |

**Results presented on this page are in the units indicated by the "Units" column except where an alternate unit is presented to the right of the result.**

## REPORT OF LABORATORY ANALYSIS

This report shall not be reproduced, except in full,
without the written consent of Pace Analytical Services, LLC.

**Pace Analytical Services, LLC**
9800 Kincey Ave. Suite 100
Huntersville, NC 28078
(704)875-9092

## QUALITY CONTROL DATA

Project: CPC Huntersville/2020-L1-2448
Pace Project No.: 92579622

SAMPLE DUPLICATE: 3502432

| Parameter | Units | 92578877006 Result | Dup Result | RPD | Max RPD | Qualifiers |
|---|---|---|---|---|---|---|
| m&p-Xylene | ug/kg | ND | ND | | 30 | |
| Methyl-tert-butyl ether | ug/kg | ND | ND | | 30 | |
| Methylene Chloride | ug/kg | ND | ND | | 30 | v2 |
| n-Butylbenzene | ug/kg | ND | ND | | 30 | |
| n-Propylbenzene | ug/kg | ND | ND | | 30 | |
| Naphthalene | ug/kg | ND | ND | | 30 | |
| o-Xylene | ug/kg | ND | ND | | 30 | |
| p-Isopropyltoluene | ug/kg | ND | ND | | 30 | |
| sec-Butylbenzene | ug/kg | ND | ND | | 30 | |
| Styrene | ug/kg | ND | ND | | 30 | |
| tert-Butylbenzene | ug/kg | ND | ND | | 30 | |
| Tetrachloroethene | ug/kg | ND | ND | | 30 | |
| Toluene | ug/kg | 6.2J | 5.4J | | 30 | |
| trans-1,2-Dichloroethene | ug/kg | ND | ND | | 30 | |
| trans-1,3-Dichloropropene | ug/kg | ND | ND | | 30 | |
| Trichloroethene | ug/kg | ND | ND | | 30 | |
| Trichlorofluoromethane | ug/kg | ND | ND | | 30 | |
| Vinyl acetate | ug/kg | ND | ND | | 30 | |
| Vinyl chloride | ug/kg | ND | ND | | 30 | |
| Xylene (Total) | ug/kg | ND | ND | | 30 | |
| 1,2-Dichloroethane-d4 (S) | % | 98 | 98 | | | |
| 4-Bromofluorobenzene (S) | % | 98 | 102 | | | |
| Toluene-d8 (S) | % | 99 | 94 | | | |

**Results presented on this page are in the units indicated by the "Units" column except where an alternate unit is presented to the right of the result.**

## REPORT OF LABORATORY ANALYSIS

This report shall not be reproduced, except in full,
without the written consent of Pace Analytical Services, LLC.

**Pace Analytical Services, LLC**
9800 Kincey Ave. Suite 100
Huntersville, NC 28078
(704)875-9092

## QUALITY CONTROL DATA

Project: CPC Huntersville/2020-L1-2448
Pace Project No.: 92579622

QC Batch: 668003
QC Batch Method: SW-846
Analysis Method: SW-846
Analysis Description: Dry Weight/Percent Moisture
Laboratory: Pace Analytical Services - Charlotte
Associated Lab Samples: 92579622001, 92579622002, 92579622003, 92579622004

SAMPLE DUPLICATE: 3499578

| Parameter | Units | 92579622001 Result | Dup Result | RPD | Max RPD | Qualifiers |
|---|---|---|---|---|---|---|
| Percent Moisture | % | 16.3 | 15.3 | 6 | 25 | N2 |

SAMPLE DUPLICATE: 3499579

| Parameter | Units | 92579231002 Result | Dup Result | RPD | Max RPD | Qualifiers |
|---|---|---|---|---|---|---|
| Percent Moisture | % | 46.0 | 41.0 | 12 | 25 | N2 |

**Results presented on this page are in the units indicated by the "Units" column except where an alternate unit is presented to the right of the result.**

## REPORT OF LABORATORY ANALYSIS

This report shall not be reproduced, except in full,
without the written consent of Pace Analytical Services, LLC.

**Pace Analytical Services, LLC**
9800 Kincey Ave. Suite 100
Huntersville, NC 28078
(704)875-9092

# QUALIFIERS

Project: CPC Huntersville/2020-L1-2448
Pace Project No.: 92579622

## DEFINITIONS

DF - Dilution Factor, if reported, represents the factor applied to the reported data due to dilution of the sample aliquot.

ND - Not Detected at or above adjusted reporting limit.

TNTC - Too Numerous To Count

J - Estimated concentration above the adjusted method detection limit and below the adjusted reporting limit.

MDL - Adjusted Method Detection Limit.

PQL - Practical Quantitation Limit.

RL - Reporting Limit - The lowest concentration value that meets project requirements for quantitative data with known precision and bias for a specific analyte in a specific matrix.

S - Surrogate

1,2-Diphenylhydrazine decomposes to and cannot be separated from Azobenzene using Method 8270. The result for each analyte is a combined concentration.

Consistent with EPA guidelines, unrounded data are displayed and have been used to calculate % recovery and RPD values.

LCS(D) - Laboratory Control Sample (Duplicate)

MS(D) - Matrix Spike (Duplicate)

DUP - Sample Duplicate

RPD - Relative Percent Difference

NC - Not Calculable.

SG - Silica Gel - Clean-Up

U - Indicates the compound was analyzed for, but not detected.

Acid preservation may not be appropriate for 2 Chloroethylvinyl ether.

A separate vial preserved to a pH of 4-5 is recommended in SW846 Chapter 4 for the analysis of Acrolein and Acrylonitrile by EPA Method 8260.

N-Nitrosodiphenylamine decomposes and cannot be separated from Diphenylamine using Method 8270. The result reported for each analyte is a combined concentration.

Reported results are not rounded until the final step prior to reporting. Therefore, calculated parameters that are typically reported as "Total" may vary slightly from the sum of the reported component parameters.

Pace Analytical is TNI accredited. Contact your Pace PM for the current list of accredited analytes.

TNI - The NELAC Institute.

## ANALYTE QUALIFIERS

| | |
|---|---|
| C7 | Analyte is a possible laboratory contaminant (not present in method blank). |
| IK | The recalculated concentration of the calibration standard(s) did not meet method acceptance criteria; this result should be considered an estimated value. |
| M1 | Matrix spike recovery exceeded QC limits. Batch accepted based on laboratory control sample (LCS) recovery. |
| N2 | The lab does not hold NELAC/TNI accreditation for this parameter but other accreditations/certifications may apply. A complete list of accreditations/certifications is available upon request. |
| S2 | Surrogate recovery outside laboratory control limits due to matrix interferences (confirmed by similar results from sample re-analysis). |
| v2 | The continuing calibration verification was below the method acceptance limit. The analyte was not detected in the associated samples and the sensitivity of the instrument was verified with a reporting limit check standard. |
| v3 | The continuing calibration verification was below the method acceptance limit. Any detection for the analyte in the associated samples may have low bias. |



This report shall not be reproduced, except in full,
without the written consent of Pace Analytical Services, LLC.

**Pace Analytical Services, LLC**
9800 Kincey Ave. Suite 100
Huntersville, NC 28078
(704)875-9092

## QUALITY CONTROL DATA CROSS REFERENCE TABLE

Project: CPC Huntersville/2020-L1-2448
Pace Project No.: 92579622

| Lab ID | Sample ID | QC Batch Method | QC Batch | Analytical Method | Analytical Batch |
|---|---|---|---|---|---|
| **92579622001** | **RW-104 (20-22)** | MADEP VPH | 668293 | MADEP VPH | 668296 |
| **92579622002** | **RW-104 (42-44)** | MADEP VPH | 668064 | MADEP VPH | 668066 |
| **92579622003** | **RW-105 (28-30)** | MADEP VPH | 668293 | MADEP VPH | 668296 |
| **92579622004** | **RW-105 (48-50)** | MADEP VPH | 668293 | MADEP VPH | 668296 |
| **92579622001** | **RW-104 (20-22)** | EPA 5035A/5030B | 668746 | EPA 8260D | 668773 |
| **92579622002** | **RW-104 (42-44)** | EPA 5035A/5030B | 668360 | EPA 8260D | 668519 |
| **92579622003** | **RW-105 (28-30)** | EPA 5035A/5030B | 668360 | EPA 8260D | 668519 |
| **92579622004** | **RW-105 (48-50)** | EPA 5035A/5030B | 668044 | EPA 8260D | 668061 |
| **92579622001** | **RW-104 (20-22)** | SW-846 | 668003 | | |
| **92579622002** | **RW-104 (42-44)** | SW-846 | 668003 | | |
| **92579622003** | **RW-105 (28-30)** | SW-846 | 668003 | | |
| **92579622004** | **RW-105 (48-50)** | SW-846 | 668003 | | |



This report shall not be reproduced, except in full,
without the written consent of Pace Analytical Services, LLC.

Pace Analytical

# CHAIN-OF-CUSTODY Analytical Request Document

Chain-of-Custody is a LEGAL DOCUMENT - Complete all relevent fields

LAB USE ... mber or

WO# : 92579622

92579622

Container 6 6

Company: Apex Companies

Address: 5900 Northwoods Bus. Pkwy Ste. O

Report To: Andrew Street

Copy To: Tom.Naumann@apexcos.com

Customer Project Name/Number: CPC Huntersville

Billing Information:

Email To: andrew.Street@apexcos.com

Site Collection Info/Address: Huntersville-concord Road

State: / County/City: Time Zone Collected: [ ] PT [ ] MT [ ] CT [ ] ET

Phone:
Email:

Site/Facility ID #:

Compliance Monitoring? [ ] Yes [ ] No

Collected By (print): Jamie Humphrey

Purchase Order #:
Quote #: 2020-L1-2248

DW PWS ID #:
DW Location Code:

Collected By (signature): James Humphrey

Turnaround Date Required: Standard

Immediately Packed on Ice: [X] Yes [ ] No

Sample Disposal:
[✓] Dispose as appropriate [ ] Return
[ ] Archive: _____
[ ] Hold: _____

Rush: [ ] Same Day [ ] Next Day [ ] 2 Day [ ] 3 Day [ ] 4 Day [ ] 5 Day (Expedite Charges Apply)

Field Filtered (if applicable): [ ] Yes [ ] No

Analysis: _____

** Preservative Types: (1) nitric acid, (2) sulfuric acid, (3) hydrochloric acid, (4) sodium hydroxide, (5) zinc acetate, (6) methanol, (7) sodium bisulfate, (8) sodium thiosulfate, (9) hexane, (A) ascorbic acid, (B) ammonium sulfate, (C) ammonium hydroxide, (D) TSP, (U) Unpreserved, (O) Other _____

* Matrix Codes (Insert in Matrix box below): Drinking Water (DW), Ground Water (GW), Wastewater (WW), Product (P), Soil/Solid (SL), Oil (OL), Wipe (WP), Air (AR), Tissue (TS), Bioassay (B), Vapor (V), Other (OT)

Analyses

| Customer Sample ID | Matrix * | Comp / Grab | Collected (or Composite Start) Date | Collected (or Composite Start) Time | Composite End Date | Composite End Time | Res Cl | # of Ctns | MADEP VPH | VOC 8260D | | | | | | | | |
|---|---|---|---|---|---|---|---|---|---|---|---|---|---|---|---|---|---|---|
| RW-104 (20-22') | SL | G | 12/20/21 | 1530 | | | | 3 | X | X | | | | | | | | |
| RW-104 (42-44) | SL | G | 12/20/21 | 1535 | | | | 3 | X | X | | | | | | | | |
| RW-105 (28-30) | SL | G | 12/21/21 | 1645 | | | | 3 | X | X | | | | | | | | |
| RW-105 (48-50) | SL | G | 12/21/21 | 1650 | | | | 3 | X | X | | | | | | | | |

Lab Profile/Line:

Lab Sample Receipt Checklist:

| | |
|---|---|
| Custody Seals Present/Intact | Y N NA |
| Custody Signatures Present | Y N NA |
| Collector Signature Present | Y N NA |
| Bottles Intact | Y N NA |
| Correct Bottles | Y N NA |
| Sufficient Volume | Y N NA |
| Samples Received on Ice | Y N NA |
| VOA - Headspace Acceptable | Y N NA |
| USDA Regulated Soils | Y N NA |
| Samples in Holding Time | Y N NA |
| Residual Chlorine Present | Y N NA |
| Cl Strips: | |
| Sample pH Acceptable | Y N NA |
| pH Strips: | |
| Sulfide Present | Y N NA |
| Lead Acetate Strips: | |

LAB USE ONLY:
Lab Sample # / Comments: 92579622

Customer Remarks / Special Conditions / Possible Hazards:

Type of Ice Used: Wet Blue Dry None

Packing Material Used: other

Radchem sample(s) screened (<500 cpm): Y N NA

SHORT HOLDS PRESENT (<72 hours): Y N N/A

Lab Tracking #: 2601710

Samples received via: FEDEX UPS Client Courier Pace Courier

Lab Sample Temperature Info:
Temp Blank Received: Y N NA
Therm ID#: IR92T064
Cooler 1 Temp Upon Receipt: 3.9 oC
Cooler 1 Therm Corr. Factor: 0 oC
Cooler 1 Corrected Temp: 3.9 oC
Comments:

| Relinquished by/Company: (Signature) | Date/Time: | Received by/Company: (Signature) | Date/Time: |
|---|---|---|---|
| James Humphrey / Apex | 12/22/21 | Matt T/Apex | 12/22/21 0641 |
| Apex | 12/22/21 6:41 | PACE | 12/22/21 6:41 |
| PACE | 12/22/21 1305 | PACE HVL | 12/22/21 13:05 |

MTJL LAB USE ONLY
Table #:
Acctnum:
Template:
Prelogin:
PM:
PB:

Trip Blank Received: Y N NA
HCL MeOH TSP Other

Non Conformance(s): YES / NO

Page: 1 of: 1

**Pace Analytical Services, LLC**
9800 Kincey Ave. Suite 100
Huntersville, NC 28078
(704)875-9092

January 19, 2022

Andrew Street
Apex Companies - NC
5900 Northwoods Business Pkwy
Suite 5900-0
Charlotte, NC 28269

RE: Project: CPC HUNTERSVILLE
Pace Project No.: 92582415

Dear Andrew Street:

Enclosed are the analytical results for sample(s) received by the laboratory on January 12, 2022. The results relate only to the samples included in this report. Results reported herein conform to the applicable TNI/NELAC Standards and the laboratory's Quality Manual, where applicable, unless otherwise noted in the body of the report.

The test results provided in this final report were generated by each of the following laboratories within the Pace Network:

- Pace Analytical Services - Charlotte

If you have any questions concerning this report, please feel free to contact me.

Sincerely,

Angela M. Baioni

Angela Baioni
angela.baioni@pacelabs.com
(704)875-9092
Project Manager

Enclosures

cc: J Culbreath, Colonial Pipeline Company
Naomi Fretz, APEX Companies, LLC
Robert Hughes, Colonial Pipeline
Cameron Lee, Montrose-EPS
Jamie Moran, APEX Companies, LLC
Jeff Morrison, Colonial Pipeline Company
Tom Naumann, APEX Companies - NC
Joe Nicolette, Montrose-EPS
Kaitlyn Nootens, Apex Companies
Christopher Schultz, Apex Companies
Matt Teixeira, Apex Companies, LLC
Michael Verdon, Colonial Pipeline Company
JM Wyatt, Colonial Pipeline Company

**REPORT OF LABORATORY ANALYSIS**

This report shall not be reproduced, except in full,
without the written consent of Pace Analytical Services, LLC.

**Pace Analytical Services, LLC**
9800 Kincey Ave.  Suite 100
Huntersville, NC 28078
(704)875-9092

## CERTIFICATIONS

Project: CPC HUNTERSVILLE
Pace Project No.: 92582415

**Pace Analytical Services Charlotte**

South Carolina Laboratory ID: 99006
9800 Kincey Ave. Ste 100, Huntersville, NC 28078
North Carolina Drinking Water Certification #: 37706
North Carolina Field Services Certification #: 5342
North Carolina Wastewater Certification #: 12
South Carolina Laboratory ID: 99006
South Carolina Certification #: 99006001
South Carolina Drinking Water Cert. #: 99006003
Florida/NELAP Certification #: E87627
Kentucky UST Certification #: 84
Louisiana DoH Drinking Water #: LA029
Virginia/VELAP Certification #: 460221



This report shall not be reproduced, except in full,
without the written consent of Pace Analytical Services, LLC.

**Pace Analytical Services, LLC**
9800 Kincey Ave. Suite 100
Huntersville, NC 28078
(704)875-9092

## SAMPLE SUMMARY

Project: CPC HUNTERSVILLE
Pace Project No.: 92582415

| Lab ID | Sample ID | Matrix | Date Collected | Date Received |
|---|---|---|---|---|
| **92582415001** | **RW-106 (10-12)** | Solid | 01/11/22 16:40 | 01/12/22 17:10 |
| **92582415002** | **RW-106 (30-32)** | Solid | 01/11/22 16:45 | 01/12/22 17:10 |

## REPORT OF LABORATORY ANALYSIS

This report shall not be reproduced, except in full,
without the written consent of Pace Analytical Services, LLC.

**Pace Analytical Services, LLC**
9800 Kincey Ave. Suite 100
Huntersville, NC 28078
(704)875-9092

## SAMPLE ANALYTE COUNT

Project: CPC HUNTERSVILLE
Pace Project No.: 92582415

| Lab ID | Sample ID | Method | Analysts | Analytes Reported | Laboratory |
|---|---|---|---|---|---|
| **92582415001** | **RW-106 (10-12)** | MADEP VPH | MAD | 6 | PASI-C |
| | | EPA 8260D | SAS | 70 | PASI-C |
| | | SW-846 | KDF | 1 | PASI-C |
| **92582415002** | **RW-106 (30-32)** | MADEP VPH | MAD | 6 | PASI-C |
| | | EPA 8260D | LMB | 70 | PASI-C |
| | | SW-846 | KDF | 1 | PASI-C |

PASI-C = Pace Analytical Services - Charlotte



This report shall not be reproduced, except in full,
without the written consent of Pace Analytical Services, LLC.

**Pace Analytical Services, LLC**
9800 Kincey Ave. Suite 100
Huntersville, NC 28078
(704)875-9092

## ANALYTICAL RESULTS

Project: CPC HUNTERSVILLE
Pace Project No.: 92582415

**Sample: RW-106 (10-12)** **Lab ID: 92582415001** Collected: 01/11/22 16:40 Received: 01/12/22 17:10 Matrix: Solid

***Results reported on a "dry weight" basis and are adjusted for percent moisture, sample size and any dilutions.***

| Parameters | Results | Units | Report Limit | MDL | DF | Prepared | Analyzed | CAS No. | Qual |
|---|---|---|---|---|---|---|---|---|---|
| **VPH NC Soil** | Analytical Method: MADEP VPH Preparation Method: MADEP VPH<br>Pace Analytical Services - Charlotte | | | | | | | | |
| Total VPH (C5-C12) | **193** | mg/kg | 3.8 | 3.8 | 1 | 01/13/22 12:08 | 01/14/22 04:56 | | N2 |
| Aliphatic (C05-C08) | **71.1** | mg/kg | 3.8 | 3.8 | 1 | 01/13/22 12:08 | 01/14/22 04:56 | | N2 |
| Aliphatic(C09-C12) Adjusted | **93.5** | mg/kg | 3.8 | 3.8 | 1 | 01/13/22 12:08 | 01/14/22 04:56 | | N2 |
| Aromatic (C09-C10) | **28.1** | mg/kg | 3.8 | 3.8 | 1 | 01/13/22 12:08 | 01/14/22 04:56 | | N2 |
| ***Surrogates*** | | | | | | | | | |
| 4-Bromofluorobenzene (FID) (S) | 136 | % | 70-130 | | 1 | 01/13/22 12:08 | 01/14/22 04:56 | 460-00-4 | S5 |
| 4-Bromofluorobenzene (PID) (S) | 80 | % | 70-130 | | 1 | 01/13/22 12:08 | 01/14/22 04:56 | 460-00-4 | |
| **8260D/5035A/5030B Volatiles** | Analytical Method: EPA 8260D Preparation Method: EPA 5035A/5030B<br>Pace Analytical Services - Charlotte | | | | | | | | |
| Acetone | **212** | ug/kg | 135 | 43.2 | 1 | 01/13/22 15:34 | 01/13/22 21:16 | 67-64-1 | |
| Benzene | **133** | ug/kg | 6.7 | 2.7 | 1 | 01/13/22 15:34 | 01/13/22 21:16 | 71-43-2 | |
| Bromobenzene | ND | ug/kg | 6.7 | 2.2 | 1 | 01/13/22 15:34 | 01/13/22 21:16 | 108-86-1 | |
| Bromochloromethane | ND | ug/kg | 6.7 | 2.0 | 1 | 01/13/22 15:34 | 01/13/22 21:16 | 74-97-5 | |
| Bromodichloromethane | ND | ug/kg | 6.7 | 2.6 | 1 | 01/13/22 15:34 | 01/13/22 21:16 | 75-27-4 | |
| Bromoform | ND | ug/kg | 6.7 | 2.4 | 1 | 01/13/22 15:34 | 01/13/22 21:16 | 75-25-2 | |
| Bromomethane | ND | ug/kg | 13.5 | 10.6 | 1 | 01/13/22 15:34 | 01/13/22 21:16 | 74-83-9 | IK |
| 2-Butanone (MEK) | **236** | ug/kg | 135 | 32.3 | 1 | 01/13/22 15:34 | 01/13/22 21:16 | 78-93-3 | |
| n-Butylbenzene | **529** | ug/kg | 6.7 | 3.2 | 1 | 01/13/22 15:34 | 01/13/22 21:16 | 104-51-8 | |
| sec-Butylbenzene | ND | ug/kg | 6.7 | 3.0 | 1 | 01/13/22 15:34 | 01/13/22 21:16 | 135-98-8 | |
| tert-Butylbenzene | ND | ug/kg | 6.7 | 2.4 | 1 | 01/13/22 15:34 | 01/13/22 21:16 | 98-06-6 | |
| Carbon tetrachloride | ND | ug/kg | 6.7 | 2.5 | 1 | 01/13/22 15:34 | 01/13/22 21:16 | 56-23-5 | |
| Chlorobenzene | ND | ug/kg | 6.7 | 1.3 | 1 | 01/13/22 15:34 | 01/13/22 21:16 | 108-90-7 | |
| Chloroethane | ND | ug/kg | 13.5 | 5.2 | 1 | 01/13/22 15:34 | 01/13/22 21:16 | 75-00-3 | |
| Chloroform | ND | ug/kg | 6.7 | 4.1 | 1 | 01/13/22 15:34 | 01/13/22 21:16 | 67-66-3 | |
| Chloromethane | ND | ug/kg | 13.5 | 5.7 | 1 | 01/13/22 15:34 | 01/13/22 21:16 | 74-87-3 | |
| 2-Chlorotoluene | ND | ug/kg | 6.7 | 2.4 | 1 | 01/13/22 15:34 | 01/13/22 21:16 | 95-49-8 | |
| 4-Chlorotoluene | ND | ug/kg | 6.7 | 1.2 | 1 | 01/13/22 15:34 | 01/13/22 21:16 | 106-43-4 | |
| 1,2-Dibromo-3-chloropropane | ND | ug/kg | 6.7 | 2.6 | 1 | 01/13/22 15:34 | 01/13/22 21:16 | 96-12-8 | |
| Dibromochloromethane | ND | ug/kg | 6.7 | 3.8 | 1 | 01/13/22 15:34 | 01/13/22 21:16 | 124-48-1 | |
| 1,2-Dibromoethane (EDB) | ND | ug/kg | 6.7 | 3.0 | 1 | 01/13/22 15:34 | 01/13/22 21:16 | 106-93-4 | |
| Dibromomethane | ND | ug/kg | 6.7 | 1.4 | 1 | 01/13/22 15:34 | 01/13/22 21:16 | 74-95-3 | |
| 1,2-Dichlorobenzene | ND | ug/kg | 6.7 | 2.4 | 1 | 01/13/22 15:34 | 01/13/22 21:16 | 95-50-1 | |
| 1,3-Dichlorobenzene | ND | ug/kg | 6.7 | 2.1 | 1 | 01/13/22 15:34 | 01/13/22 21:16 | 541-73-1 | |
| 1,4-Dichlorobenzene | ND | ug/kg | 6.7 | 1.7 | 1 | 01/13/22 15:34 | 01/13/22 21:16 | 106-46-7 | |
| Dichlorodifluoromethane | ND | ug/kg | 13.5 | 2.9 | 1 | 01/13/22 15:34 | 01/13/22 21:16 | 75-71-8 | |
| 1,1-Dichloroethane | ND | ug/kg | 6.7 | 2.8 | 1 | 01/13/22 15:34 | 01/13/22 21:16 | 75-34-3 | |
| 1,2-Dichloroethane | ND | ug/kg | 6.7 | 4.5 | 1 | 01/13/22 15:34 | 01/13/22 21:16 | 107-06-2 | |
| 1,1-Dichloroethene | ND | ug/kg | 6.7 | 2.8 | 1 | 01/13/22 15:34 | 01/13/22 21:16 | 75-35-4 | |
| cis-1,2-Dichloroethene | ND | ug/kg | 6.7 | 2.3 | 1 | 01/13/22 15:34 | 01/13/22 21:16 | 156-59-2 | |
| trans-1,2-Dichloroethene | ND | ug/kg | 6.7 | 2.4 | 1 | 01/13/22 15:34 | 01/13/22 21:16 | 156-60-5 | |
| 1,2-Dichloropropane | ND | ug/kg | 6.7 | 2.0 | 1 | 01/13/22 15:34 | 01/13/22 21:16 | 78-87-5 | |
| 1,3-Dichloropropane | ND | ug/kg | 6.7 | 2.1 | 1 | 01/13/22 15:34 | 01/13/22 21:16 | 142-28-9 | |
| 2,2-Dichloropropane | ND | ug/kg | 6.7 | 2.2 | 1 | 01/13/22 15:34 | 01/13/22 21:16 | 594-20-7 | |

## REPORT OF LABORATORY ANALYSIS

This report shall not be reproduced, except in full,
without the written consent of Pace Analytical Services, LLC.

**Pace Analytical Services, LLC**
9800 Kincey Ave. Suite 100
Huntersville, NC 28078
(704)875-9092

## ANALYTICAL RESULTS

Project: CPC HUNTERSVILLE
Pace Project No.: 92582415

**Sample: RW-106 (10-12)** **Lab ID: 92582415001** Collected: 01/11/22 16:40 Received: 01/12/22 17:10 Matrix: Solid

***Results reported on a "dry weight" basis and are adjusted for percent moisture, sample size and any dilutions.***

| Parameters | Results | Units | Report Limit | MDL | DF | Prepared | Analyzed | CAS No. | Qual |
|---|---|---|---|---|---|---|---|---|---|
| **8260D/5035A/5030B Volatiles** | Analytical Method: EPA 8260D Preparation Method: EPA 5035A/5030B<br>Pace Analytical Services - Charlotte | | | | | | | | |
| 1,1-Dichloropropene | ND | ug/kg | 6.7 | 3.2 | 1 | 01/13/22 15:34 | 01/13/22 21:16 | 563-58-6 | |
| cis-1,3-Dichloropropene | ND | ug/kg | 6.7 | 1.8 | 1 | 01/13/22 15:34 | 01/13/22 21:16 | 10061-01-5 | |
| trans-1,3-Dichloropropene | ND | ug/kg | 6.7 | 2.3 | 1 | 01/13/22 15:34 | 01/13/22 21:16 | 10061-02-6 | |
| Diisopropyl ether | **92.2** | ug/kg | 6.7 | 1.8 | 1 | 01/13/22 15:34 | 01/13/22 21:16 | 108-20-3 | |
| Ethylbenzene | **1540** | ug/kg | 6.7 | 3.1 | 1 | 01/13/22 15:34 | 01/13/22 21:16 | 100-41-4 | |
| Hexachloro-1,3-butadiene | ND | ug/kg | 13.5 | 11.0 | 1 | 01/13/22 15:34 | 01/13/22 21:16 | 87-68-3 | |
| 2-Hexanone | ND | ug/kg | 67.3 | 6.5 | 1 | 01/13/22 15:34 | 01/13/22 21:16 | 591-78-6 | |
| Isopropylbenzene (Cumene) | ND | ug/kg | 6.7 | 2.3 | 1 | 01/13/22 15:34 | 01/13/22 21:16 | 98-82-8 | |
| p-Isopropyltoluene | ND | ug/kg | 6.7 | 3.3 | 1 | 01/13/22 15:34 | 01/13/22 21:16 | 99-87-6 | |
| Methylene Chloride | ND | ug/kg | 26.9 | 18.4 | 1 | 01/13/22 15:34 | 01/13/22 21:16 | 75-09-2 | |
| 4-Methyl-2-pentanone (MIBK) | ND | ug/kg | 67.3 | 6.5 | 1 | 01/13/22 15:34 | 01/13/22 21:16 | 108-10-1 | |
| Methyl-tert-butyl ether | ND | ug/kg | 6.7 | 2.5 | 1 | 01/13/22 15:34 | 01/13/22 21:16 | 1634-04-4 | |
| Naphthalene | **1240** | ug/kg | 6.7 | 3.5 | 1 | 01/13/22 15:34 | 01/13/22 21:16 | 91-20-3 | |
| n-Propylbenzene | **692** | ug/kg | 6.7 | 2.4 | 1 | 01/13/22 15:34 | 01/13/22 21:16 | 103-65-1 | |
| Styrene | ND | ug/kg | 6.7 | 1.8 | 1 | 01/13/22 15:34 | 01/13/22 21:16 | 100-42-5 | |
| 1,1,1,2-Tetrachloroethane | ND | ug/kg | 6.7 | 2.6 | 1 | 01/13/22 15:34 | 01/13/22 21:16 | 630-20-6 | |
| 1,1,2,2-Tetrachloroethane | ND | ug/kg | 6.7 | 1.8 | 1 | 01/13/22 15:34 | 01/13/22 21:16 | 79-34-5 | |
| Tetrachloroethene | ND | ug/kg | 6.7 | 2.1 | 1 | 01/13/22 15:34 | 01/13/22 21:16 | 127-18-4 | |
| Toluene | **3110** | ug/kg | 6.7 | 1.9 | 1 | 01/13/22 15:34 | 01/13/22 21:16 | 108-88-3 | |
| 1,2,3-Trichlorobenzene | ND | ug/kg | 6.7 | 5.4 | 1 | 01/13/22 15:34 | 01/13/22 21:16 | 87-61-6 | |
| 1,2,4-Trichlorobenzene | ND | ug/kg | 6.7 | 5.7 | 1 | 01/13/22 15:34 | 01/13/22 21:16 | 120-82-1 | |
| 1,1,1-Trichloroethane | ND | ug/kg | 6.7 | 3.5 | 1 | 01/13/22 15:34 | 01/13/22 21:16 | 71-55-6 | |
| 1,1,2-Trichloroethane | ND | ug/kg | 6.7 | 2.2 | 1 | 01/13/22 15:34 | 01/13/22 21:16 | 79-00-5 | |
| Trichloroethene | ND | ug/kg | 6.7 | 1.7 | 1 | 01/13/22 15:34 | 01/13/22 21:16 | 79-01-6 | |
| Trichlorofluoromethane | ND | ug/kg | 6.7 | 3.7 | 1 | 01/13/22 15:34 | 01/13/22 21:16 | 75-69-4 | |
| 1,2,3-Trichloropropane | ND | ug/kg | 6.7 | 3.4 | 1 | 01/13/22 15:34 | 01/13/22 21:16 | 96-18-4 | |
| 1,2,4-Trimethylbenzene | **4500** | ug/kg | 6.7 | 1.8 | 1 | 01/13/22 15:34 | 01/13/22 21:16 | 95-63-6 | |
| 1,3,5-Trimethylbenzene | **1340** | ug/kg | 6.7 | 2.3 | 1 | 01/13/22 15:34 | 01/13/22 21:16 | 108-67-8 | |
| Vinyl acetate | ND | ug/kg | 67.3 | 4.9 | 1 | 01/13/22 15:34 | 01/13/22 21:16 | 108-05-4 | |
| Vinyl chloride | ND | ug/kg | 13.5 | 3.4 | 1 | 01/13/22 15:34 | 01/13/22 21:16 | 75-01-4 | |
| Xylene (Total) | **7940** | ug/kg | 13.5 | 3.8 | 1 | 01/13/22 15:34 | 01/13/22 21:16 | 1330-20-7 | |
| m&p-Xylene | **5500** | ug/kg | 13.5 | 4.6 | 1 | 01/13/22 15:34 | 01/13/22 21:16 | 179601-23-1 | |
| o-Xylene | **2440** | ug/kg | 6.7 | 3.0 | 1 | 01/13/22 15:34 | 01/13/22 21:16 | 95-47-6 | |
| ***Surrogates*** | | | | | | | | | |
| Toluene-d8 (S) | 97 | % | 70-130 | | 1 | 01/13/22 15:34 | 01/13/22 21:16 | 2037-26-5 | |
| 4-Bromofluorobenzene (S) | 100 | % | 69-134 | | 1 | 01/13/22 15:34 | 01/13/22 21:16 | 460-00-4 | |
| 1,2-Dichloroethane-d4 (S) | 106 | % | 70-130 | | 1 | 01/13/22 15:34 | 01/13/22 21:16 | 17060-07-0 | |
| **Percent Moisture** | Analytical Method: SW-846<br>Pace Analytical Services - Charlotte | | | | | | | | |
| Percent Moisture | **13.6** | % | 0.10 | 0.10 | 1 | | 01/12/22 17:48 | | N2 |

## REPORT OF LABORATORY ANALYSIS

This report shall not be reproduced, except in full,
without the written consent of Pace Analytical Services, LLC.

Pace Analytical Services, LLC
9800 Kincey Ave. Suite 100
Huntersville, NC 28078
(704)875-9092

# ANALYTICAL RESULTS

Project: CPC HUNTERSVILLE
Pace Project No.: 92582415

**Sample: RW-106 (30-32)** **Lab ID: 92582415002** Collected: 01/11/22 16:45 Received: 01/12/22 17:10 Matrix: Solid

***Results reported on a "dry weight" basis and are adjusted for percent moisture, sample size and any dilutions.***

| Parameters | Results | Units | Report Limit | MDL | DF | Prepared | Analyzed | CAS No. | Qual |
|---|---|---|---|---|---|---|---|---|---|
| **VPH NC Soil** | Analytical Method: MADEP VPH Preparation Method: MADEP VPH<br>Pace Analytical Services - Charlotte | | | | | | | | |
| Total VPH (C5-C12) | **2230** | mg/kg | 13.1 | 13.1 | 5 | 01/14/22 16:46 | 01/15/22 01:26 | | N2 |
| Aliphatic (C05-C08) | **1120** | mg/kg | 13.1 | 13.1 | 5 | 01/14/22 16:46 | 01/15/22 01:26 | | N2 |
| Aliphatic(C09-C12) Adjusted | **816** | mg/kg | 13.1 | 13.1 | 5 | 01/14/22 16:46 | 01/15/22 01:26 | | N2 |
| Aromatic (C09-C10) | **294** | mg/kg | 13.1 | 13.1 | 5 | 01/14/22 16:46 | 01/15/22 01:26 | | N2 |
| ***Surrogates*** | | | | | | | | | |
| 4-Bromofluorobenzene (FID) (S) | 182 | % | 70-130 | | 5 | 01/14/22 16:46 | 01/15/22 01:26 | 460-00-4 | S2 |
| 4-Bromofluorobenzene (PID) (S) | 77 | % | 70-130 | | 5 | 01/14/22 16:46 | 01/15/22 01:26 | 460-00-4 | |
| **8260D/5035A/5030B Volatiles** | Analytical Method: EPA 8260D Preparation Method: EPA 5035A/5030B<br>Pace Analytical Services - Charlotte | | | | | | | | |
| Acetone | ND | ug/kg | 2260 | 725 | 20 | 01/14/22 12:47 | 01/14/22 17:53 | 67-64-1 | |
| Benzene | **871** | ug/kg | 113 | 44.9 | 20 | 01/14/22 12:47 | 01/14/22 17:53 | 71-43-2 | |
| Bromobenzene | ND | ug/kg | 113 | 36.8 | 20 | 01/14/22 12:47 | 01/14/22 17:53 | 108-86-1 | |
| Bromochloromethane | ND | ug/kg | 113 | 33.4 | 20 | 01/14/22 12:47 | 01/14/22 17:53 | 74-97-5 | |
| Bromodichloromethane | ND | ug/kg | 113 | 43.6 | 20 | 01/14/22 12:47 | 01/14/22 17:53 | 75-27-4 | |
| Bromoform | ND | ug/kg | 113 | 39.7 | 20 | 01/14/22 12:47 | 01/14/22 17:53 | 75-25-2 | |
| Bromomethane | ND | ug/kg | 226 | 178 | 20 | 01/14/22 12:47 | 01/14/22 17:53 | 74-83-9 | |
| 2-Butanone (MEK) | ND | ug/kg | 2260 | 542 | 20 | 01/14/22 12:47 | 01/14/22 17:53 | 78-93-3 | |
| n-Butylbenzene | ND | ug/kg | 113 | 53.3 | 20 | 01/14/22 12:47 | 01/14/22 17:53 | 104-51-8 | |
| sec-Butylbenzene | ND | ug/kg | 113 | 49.7 | 20 | 01/14/22 12:47 | 01/14/22 17:53 | 135-98-8 | |
| tert-Butylbenzene | ND | ug/kg | 113 | 40.2 | 20 | 01/14/22 12:47 | 01/14/22 17:53 | 98-06-6 | |
| Carbon tetrachloride | ND | ug/kg | 113 | 42.2 | 20 | 01/14/22 12:47 | 01/14/22 17:53 | 56-23-5 | |
| Chlorobenzene | **83.1J** | ug/kg | 113 | 21.7 | 20 | 01/14/22 12:47 | 01/14/22 17:53 | 108-90-7 | |
| Chloroethane | ND | ug/kg | 226 | 87.2 | 20 | 01/14/22 12:47 | 01/14/22 17:53 | 75-00-3 | |
| Chloroform | ND | ug/kg | 113 | 68.6 | 20 | 01/14/22 12:47 | 01/14/22 17:53 | 67-66-3 | |
| Chloromethane | ND | ug/kg | 226 | 94.8 | 20 | 01/14/22 12:47 | 01/14/22 17:53 | 74-87-3 | |
| 2-Chlorotoluene | ND | ug/kg | 113 | 40.0 | 20 | 01/14/22 12:47 | 01/14/22 17:53 | 95-49-8 | |
| 4-Chlorotoluene | ND | ug/kg | 113 | 20.0 | 20 | 01/14/22 12:47 | 01/14/22 17:53 | 106-43-4 | |
| 1,2-Dibromo-3-chloropropane | ND | ug/kg | 113 | 43.8 | 20 | 01/14/22 12:47 | 01/14/22 17:53 | 96-12-8 | |
| Dibromochloromethane | ND | ug/kg | 113 | 63.4 | 20 | 01/14/22 12:47 | 01/14/22 17:53 | 124-48-1 | |
| 1,2-Dibromoethane (EDB) | ND | ug/kg | 113 | 49.7 | 20 | 01/14/22 12:47 | 01/14/22 17:53 | 106-93-4 | |
| Dibromomethane | ND | ug/kg | 113 | 24.2 | 20 | 01/14/22 12:47 | 01/14/22 17:53 | 74-95-3 | |
| 1,2-Dichlorobenzene | ND | ug/kg | 113 | 40.6 | 20 | 01/14/22 12:47 | 01/14/22 17:53 | 95-50-1 | |
| 1,3-Dichlorobenzene | ND | ug/kg | 113 | 35.0 | 20 | 01/14/22 12:47 | 01/14/22 17:53 | 541-73-1 | |
| 1,4-Dichlorobenzene | ND | ug/kg | 113 | 29.4 | 20 | 01/14/22 12:47 | 01/14/22 17:53 | 106-46-7 | |
| Dichlorodifluoromethane | ND | ug/kg | 226 | 49.0 | 20 | 01/14/22 12:47 | 01/14/22 17:53 | 75-71-8 | IK |
| 1,1-Dichloroethane | ND | ug/kg | 113 | 46.5 | 20 | 01/14/22 12:47 | 01/14/22 17:53 | 75-34-3 | |
| 1,2-Dichloroethane | ND | ug/kg | 113 | 74.7 | 20 | 01/14/22 12:47 | 01/14/22 17:53 | 107-06-2 | |
| 1,1-Dichloroethene | ND | ug/kg | 113 | 46.5 | 20 | 01/14/22 12:47 | 01/14/22 17:53 | 75-35-4 | |
| cis-1,2-Dichloroethene | ND | ug/kg | 113 | 38.6 | 20 | 01/14/22 12:47 | 01/14/22 17:53 | 156-59-2 | |
| trans-1,2-Dichloroethene | ND | ug/kg | 113 | 39.5 | 20 | 01/14/22 12:47 | 01/14/22 17:53 | 156-60-5 | |
| 1,2-Dichloropropane | ND | ug/kg | 113 | 33.9 | 20 | 01/14/22 12:47 | 01/14/22 17:53 | 78-87-5 | |
| 1,3-Dichloropropane | ND | ug/kg | 113 | 35.2 | 20 | 01/14/22 12:47 | 01/14/22 17:53 | 142-28-9 | |
| 2,2-Dichloropropane | ND | ug/kg | 113 | 36.8 | 20 | 01/14/22 12:47 | 01/14/22 17:53 | 594-20-7 | |

## REPORT OF LABORATORY ANALYSIS

This report shall not be reproduced, except in full,
without the written consent of Pace Analytical Services, LLC.

**Pace Analytical Services, LLC**
9800 Kincey Ave. Suite 100
Huntersville, NC 28078
(704)875-9092

## ANALYTICAL RESULTS

Project: CPC HUNTERSVILLE
Pace Project No.: 92582415

**Sample: RW-106 (30-32)** **Lab ID: 92582415002** Collected: 01/11/22 16:45 Received: 01/12/22 17:10 Matrix: Solid

***Results reported on a "dry weight" basis and are adjusted for percent moisture, sample size and any dilutions.***

| Parameters | Results | Units | Report Limit | MDL | DF | Prepared | Analyzed | CAS No. | Qual |
|---|---|---|---|---|---|---|---|---|---|
| **8260D/5035A/5030B Volatiles** | Analytical Method: EPA 8260D Preparation Method: EPA 5035A/5030B<br>Pace Analytical Services - Charlotte | | | | | | | | |
| 1,1-Dichloropropene | ND | ug/kg | 113 | 54.2 | 20 | 01/14/22 12:47 | 01/14/22 17:53 | 563-58-6 | |
| cis-1,3-Dichloropropene | ND | ug/kg | 113 | 30.7 | 20 | 01/14/22 12:47 | 01/14/22 17:53 | 10061-01-5 | |
| trans-1,3-Dichloropropene | ND | ug/kg | 113 | 38.8 | 20 | 01/14/22 12:47 | 01/14/22 17:53 | 10061-02-6 | |
| Diisopropyl ether | **303** | ug/kg | 113 | 30.5 | 20 | 01/14/22 12:47 | 01/14/22 17:53 | 108-20-3 | |
| Ethylbenzene | **21000** | ug/kg | 113 | 52.6 | 20 | 01/14/22 12:47 | 01/14/22 17:53 | 100-41-4 | |
| Hexachloro-1,3-butadiene | ND | ug/kg | 226 | 185 | 20 | 01/14/22 12:47 | 01/14/22 17:53 | 87-68-3 | |
| 2-Hexanone | ND | ug/kg | 1130 | 109 | 20 | 01/14/22 12:47 | 01/14/22 17:53 | 591-78-6 | |
| Isopropylbenzene (Cumene) | **2270** | ug/kg | 113 | 38.4 | 20 | 01/14/22 12:47 | 01/14/22 17:53 | 98-82-8 | |
| p-Isopropyltoluene | **2680** | ug/kg | 113 | 55.5 | 20 | 01/14/22 12:47 | 01/14/22 17:53 | 99-87-6 | |
| Methylene Chloride | ND | ug/kg | 452 | 309 | 20 | 01/14/22 12:47 | 01/14/22 17:53 | 75-09-2 | |
| 4-Methyl-2-pentanone (MIBK) | ND | ug/kg | 1130 | 109 | 20 | 01/14/22 12:47 | 01/14/22 17:53 | 108-10-1 | |
| Methyl-tert-butyl ether | ND | ug/kg | 113 | 42.2 | 20 | 01/14/22 12:47 | 01/14/22 17:53 | 1634-04-4 | |
| Naphthalene | **8600** | ug/kg | 113 | 59.4 | 20 | 01/14/22 12:47 | 01/14/22 17:53 | 91-20-3 | |
| n-Propylbenzene | **8210** | ug/kg | 113 | 40.2 | 20 | 01/14/22 12:47 | 01/14/22 17:53 | 103-65-1 | |
| Styrene | ND | ug/kg | 113 | 29.8 | 20 | 01/14/22 12:47 | 01/14/22 17:53 | 100-42-5 | |
| 1,1,1,2-Tetrachloroethane | ND | ug/kg | 113 | 43.4 | 20 | 01/14/22 12:47 | 01/14/22 17:53 | 630-20-6 | |
| 1,1,2,2-Tetrachloroethane | ND | ug/kg | 113 | 29.8 | 20 | 01/14/22 12:47 | 01/14/22 17:53 | 79-34-5 | |
| Tetrachloroethene | ND | ug/kg | 113 | 35.7 | 20 | 01/14/22 12:47 | 01/14/22 17:53 | 127-18-4 | |
| Toluene | **32500** | ug/kg | 113 | 32.1 | 20 | 01/14/22 12:47 | 01/14/22 17:53 | 108-88-3 | |
| 1,2,3-Trichlorobenzene | ND | ug/kg | 113 | 91.2 | 20 | 01/14/22 12:47 | 01/14/22 17:53 | 87-61-6 | |
| 1,2,4-Trichlorobenzene | ND | ug/kg | 113 | 94.8 | 20 | 01/14/22 12:47 | 01/14/22 17:53 | 120-82-1 | |
| 1,1,1-Trichloroethane | ND | ug/kg | 113 | 58.7 | 20 | 01/14/22 12:47 | 01/14/22 17:53 | 71-55-6 | |
| 1,1,2-Trichloroethane | ND | ug/kg | 113 | 37.5 | 20 | 01/14/22 12:47 | 01/14/22 17:53 | 79-00-5 | |
| Trichloroethene | ND | ug/kg | 113 | 29.1 | 20 | 01/14/22 12:47 | 01/14/22 17:53 | 79-01-6 | |
| Trichlorofluoromethane | ND | ug/kg | 113 | 62.1 | 20 | 01/14/22 12:47 | 01/14/22 17:53 | 75-69-4 | IK |
| 1,2,3-Trichloropropane | ND | ug/kg | 113 | 57.1 | 20 | 01/14/22 12:47 | 01/14/22 17:53 | 96-18-4 | |
| 1,2,4-Trimethylbenzene | **53100** | ug/kg | 113 | 30.9 | 20 | 01/14/22 12:47 | 01/14/22 17:53 | 95-63-6 | |
| 1,3,5-Trimethylbenzene | **15500** | ug/kg | 113 | 37.9 | 20 | 01/14/22 12:47 | 01/14/22 17:53 | 108-67-8 | |
| Vinyl acetate | ND | ug/kg | 1130 | 82.2 | 20 | 01/14/22 12:47 | 01/14/22 17:53 | 108-05-4 | |
| Vinyl chloride | ND | ug/kg | 226 | 57.4 | 20 | 01/14/22 12:47 | 01/14/22 17:53 | 75-01-4 | |
| Xylene (Total) | **111000** | ug/kg | 226 | 64.4 | 20 | 01/14/22 12:47 | 01/14/22 17:53 | 1330-20-7 | |
| m&p-Xylene | **76300** | ug/kg | 226 | 77.2 | 20 | 01/14/22 12:47 | 01/14/22 17:53 | 179601-23-1 | |
| o-Xylene | **35000** | ug/kg | 113 | 49.9 | 20 | 01/14/22 12:47 | 01/14/22 17:53 | 95-47-6 | |
| ***Surrogates*** | | | | | | | | | |
| Toluene-d8 (S) | 100 | % | 70-130 | | 20 | 01/14/22 12:47 | 01/14/22 17:53 | 2037-26-5 | |
| 4-Bromofluorobenzene (S) | 101 | % | 69-134 | | 20 | 01/14/22 12:47 | 01/14/22 17:53 | 460-00-4 | |
| 1,2-Dichloroethane-d4 (S) | 101 | % | 70-130 | | 20 | 01/14/22 12:47 | 01/14/22 17:53 | 17060-07-0 | |
| **Percent Moisture** | Analytical Method: SW-846<br>Pace Analytical Services - Charlotte | | | | | | | | |
| Percent Moisture | **6.5** | % | 0.10 | 0.10 | 1 | | 01/12/22 17:48 | | N2 |

## REPORT OF LABORATORY ANALYSIS

This report shall not be reproduced, except in full,
without the written consent of Pace Analytical Services, LLC.

**Pace Analytical Services, LLC**
9800 Kincey Ave. Suite 100
Huntersville, NC 28078
(704)875-9092

## QUALITY CONTROL DATA

Project: CPC HUNTERSVILLE
Pace Project No.: 92582415

QC Batch: 671537
QC Batch Method: MADEP VPH
Analysis Method: MADEP VPH
Analysis Description: VPH NC Soil
Laboratory: Pace Analytical Services - Charlotte
Associated Lab Samples: 92582415001

METHOD BLANK: 3515990 Matrix: Solid
Associated Lab Samples: 92582415001

| Parameter | Units | Blank Result | Reporting Limit | MDL | Analyzed | Qualifiers |
|---|---|---|---|---|---|---|
| Aliphatic (C05-C08) | mg/kg | ND | 2.5 | 2.5 | 01/14/22 02:07 | N2 |
| Aromatic (C09-C10) | mg/kg | ND | 2.5 | 2.5 | 01/14/22 02:07 | N2 |
| 4-Bromofluorobenzene (FID) (S) | % | 96 | 70-130 | | 01/14/22 02:07 | |
| 4-Bromofluorobenzene (PID) (S) | % | 74 | 70-130 | | 01/14/22 02:07 | |

LABORATORY CONTROL SAMPLE & LCSD: 3515991 3515992

| Parameter | Units | Spike Conc. | LCS Result | LCSD Result | LCS % Rec | LCSD % Rec | % Rec Limits | RPD | Max RPD | Qualifiers |
|---|---|---|---|---|---|---|---|---|---|---|
| Aliphatic (C05-C08) | mg/kg | 14.9 | 14.3 | 13.5 | 95 | 90 | 70-130 | 6 | 25 | N2 |
| Aromatic (C09-C10) | mg/kg | 5 | 4.2 | 4.3 | 84 | 86 | 70-130 | 3 | 25 | N2 |
| 4-Bromofluorobenzene (FID) (S) | % | | | | 102 | 104 | 70-130 | | | |
| 4-Bromofluorobenzene (PID) (S) | % | | | | 77 | 77 | 70-130 | | | |

**Results presented on this page are in the units indicated by the "Units" column except where an alternate unit is presented to the right of the result.**

## REPORT OF LABORATORY ANALYSIS

This report shall not be reproduced, except in full,
without the written consent of Pace Analytical Services, LLC.

**Pace Analytical Services, LLC**
9800 Kincey Ave. Suite 100
Huntersville, NC 28078
(704)875-9092

## QUALITY CONTROL DATA

Project: CPC HUNTERSVILLE
Pace Project No.: 92582415

QC Batch: 671915
QC Batch Method: MADEP VPH
Analysis Method: MADEP VPH
Analysis Description: VPH NC Soil
Laboratory: Pace Analytical Services - Charlotte
Associated Lab Samples: 92582415002

METHOD BLANK: 3518175 Matrix: Solid
Associated Lab Samples: 92582415002

| Parameter | Units | Blank Result | Reporting Limit | MDL | Analyzed | Qualifiers |
|---|---|---|---|---|---|---|
| Aliphatic (C05-C08) | mg/kg | ND | 2.5 | 2.5 | 01/14/22 16:01 | N2 |
| Aromatic (C09-C10) | mg/kg | ND | 2.5 | 2.5 | 01/14/22 16:01 | N2 |
| 4-Bromofluorobenzene (FID) (S) | % | 96 | 70-130 | | 01/14/22 16:01 | |
| 4-Bromofluorobenzene (PID) (S) | % | 74 | 70-130 | | 01/14/22 16:01 | |

LABORATORY CONTROL SAMPLE & LCSD: 3518176 3518177

| Parameter | Units | Spike Conc. | LCS Result | LCSD Result | LCS % Rec | LCSD % Rec | % Rec Limits | RPD | Max RPD | Qualifiers |
|---|---|---|---|---|---|---|---|---|---|---|
| Aliphatic (C05-C08) | mg/kg | 14.9 | 12.6 | 12.8 | 85 | 85 | 70-130 | 1 | 25 | N2 |
| Aromatic (C09-C10) | mg/kg | 5 | 4.3 | 4.4 | 86 | 88 | 70-130 | 2 | 25 | N2 |
| 4-Bromofluorobenzene (FID) (S) | % | | | | 99 | 104 | 70-130 | | | |
| 4-Bromofluorobenzene (PID) (S) | % | | | | 75 | 79 | 70-130 | | | |

**Results presented on this page are in the units indicated by the "Units" column except where an alternate unit is presented to the right of the result.**

## REPORT OF LABORATORY ANALYSIS

This report shall not be reproduced, except in full,
without the written consent of Pace Analytical Services, LLC.

**Pace Analytical Services, LLC**
9800 Kincey Ave. Suite 100
Huntersville, NC 28078
(704)875-9092

## QUALITY CONTROL DATA

Project: CPC HUNTERSVILLE
Pace Project No.: 92582415

QC Batch: 671591
QC Batch Method: EPA 5035A/5030B
Analysis Method: EPA 8260D
Analysis Description: 8260D 5035A 5030B
Laboratory: Pace Analytical Services - Charlotte

Associated Lab Samples: 92582415001

METHOD BLANK: 3516395 Matrix: Solid
Associated Lab Samples: 92582415001

| Parameter | Units | Blank Result | Reporting Limit | MDL | Analyzed | Qualifiers |
|---|---|---|---|---|---|---|
| 1,1,1,2-Tetrachloroethane | ug/kg | ND | 5.0 | 1.9 | 01/13/22 15:40 | |
| 1,1,1-Trichloroethane | ug/kg | ND | 5.0 | 2.6 | 01/13/22 15:40 | |
| 1,1,2,2-Tetrachloroethane | ug/kg | ND | 5.0 | 1.3 | 01/13/22 15:40 | |
| 1,1,2-Trichloroethane | ug/kg | ND | 5.0 | 1.7 | 01/13/22 15:40 | |
| 1,1-Dichloroethane | ug/kg | ND | 5.0 | 2.1 | 01/13/22 15:40 | |
| 1,1-Dichloroethene | ug/kg | ND | 5.0 | 2.1 | 01/13/22 15:40 | |
| 1,1-Dichloropropene | ug/kg | ND | 5.0 | 2.4 | 01/13/22 15:40 | |
| 1,2,3-Trichlorobenzene | ug/kg | ND | 5.0 | 4.0 | 01/13/22 15:40 | |
| 1,2,3-Trichloropropane | ug/kg | ND | 5.0 | 2.5 | 01/13/22 15:40 | |
| 1,2,4-Trichlorobenzene | ug/kg | ND | 5.0 | 4.2 | 01/13/22 15:40 | |
| 1,2,4-Trimethylbenzene | ug/kg | ND | 5.0 | 1.4 | 01/13/22 15:40 | |
| 1,2-Dibromo-3-chloropropane | ug/kg | ND | 5.0 | 1.9 | 01/13/22 15:40 | |
| 1,2-Dibromoethane (EDB) | ug/kg | ND | 5.0 | 2.2 | 01/13/22 15:40 | |
| 1,2-Dichlorobenzene | ug/kg | ND | 5.0 | 1.8 | 01/13/22 15:40 | |
| 1,2-Dichloroethane | ug/kg | ND | 5.0 | 3.3 | 01/13/22 15:40 | |
| 1,2-Dichloropropane | ug/kg | ND | 5.0 | 1.5 | 01/13/22 15:40 | |
| 1,3,5-Trimethylbenzene | ug/kg | ND | 5.0 | 1.7 | 01/13/22 15:40 | |
| 1,3-Dichlorobenzene | ug/kg | ND | 5.0 | 1.6 | 01/13/22 15:40 | |
| 1,3-Dichloropropane | ug/kg | ND | 5.0 | 1.6 | 01/13/22 15:40 | |
| 1,4-Dichlorobenzene | ug/kg | ND | 5.0 | 1.3 | 01/13/22 15:40 | |
| 2,2-Dichloropropane | ug/kg | ND | 5.0 | 1.6 | 01/13/22 15:40 | |
| 2-Butanone (MEK) | ug/kg | ND | 100 | 24.0 | 01/13/22 15:40 | |
| 2-Chlorotoluene | ug/kg | ND | 5.0 | 1.8 | 01/13/22 15:40 | |
| 2-Hexanone | ug/kg | ND | 50.0 | 4.8 | 01/13/22 15:40 | |
| 4-Chlorotoluene | ug/kg | ND | 5.0 | 0.88 | 01/13/22 15:40 | |
| 4-Methyl-2-pentanone (MIBK) | ug/kg | ND | 50.0 | 4.8 | 01/13/22 15:40 | |
| Acetone | ug/kg | ND | 100 | 32.1 | 01/13/22 15:40 | |
| Benzene | ug/kg | ND | 5.0 | 2.0 | 01/13/22 15:40 | |
| Bromobenzene | ug/kg | ND | 5.0 | 1.6 | 01/13/22 15:40 | |
| Bromochloromethane | ug/kg | ND | 5.0 | 1.5 | 01/13/22 15:40 | |
| Bromodichloromethane | ug/kg | ND | 5.0 | 1.9 | 01/13/22 15:40 | |
| Bromoform | ug/kg | ND | 5.0 | 1.8 | 01/13/22 15:40 | |
| Bromomethane | ug/kg | ND | 10.0 | 7.9 | 01/13/22 15:40 | IK |
| Carbon tetrachloride | ug/kg | ND | 5.0 | 1.9 | 01/13/22 15:40 | |
| Chlorobenzene | ug/kg | ND | 5.0 | 0.96 | 01/13/22 15:40 | |
| Chloroethane | ug/kg | ND | 10.0 | 3.9 | 01/13/22 15:40 | |
| Chloroform | ug/kg | ND | 5.0 | 3.0 | 01/13/22 15:40 | |
| Chloromethane | ug/kg | ND | 10.0 | 4.2 | 01/13/22 15:40 | |
| cis-1,2-Dichloroethene | ug/kg | ND | 5.0 | 1.7 | 01/13/22 15:40 | |
| cis-1,3-Dichloropropene | ug/kg | ND | 5.0 | 1.4 | 01/13/22 15:40 | |

**Results presented on this page are in the units indicated by the "Units" column except where an alternate unit is presented to the right of the result.**

## REPORT OF LABORATORY ANALYSIS

This report shall not be reproduced, except in full,
without the written consent of Pace Analytical Services, LLC.

Pace Analytical Services, LLC
9800 Kincey Ave. Suite 100
Huntersville, NC 28078
(704)875-9092

## QUALITY CONTROL DATA

Project: CPC HUNTERSVILLE
Pace Project No.: 92582415

METHOD BLANK: 3516395 Matrix: Solid
Associated Lab Samples: 92582415001

| Parameter | Units | Blank Result | Reporting Limit | MDL | Analyzed | Qualifiers |
|---|---|---|---|---|---|---|
| Dibromochloromethane | ug/kg | ND | 5.0 | 2.8 | 01/13/22 15:40 | |
| Dibromomethane | ug/kg | ND | 5.0 | 1.1 | 01/13/22 15:40 | |
| Dichlorodifluoromethane | ug/kg | ND | 10.0 | 2.2 | 01/13/22 15:40 | |
| Diisopropyl ether | ug/kg | ND | 5.0 | 1.4 | 01/13/22 15:40 | |
| Ethylbenzene | ug/kg | ND | 5.0 | 2.3 | 01/13/22 15:40 | |
| Hexachloro-1,3-butadiene | ug/kg | ND | 10.0 | 8.2 | 01/13/22 15:40 | |
| Isopropylbenzene (Cumene) | ug/kg | ND | 5.0 | 1.7 | 01/13/22 15:40 | |
| m&p-Xylene | ug/kg | ND | 10.0 | 3.4 | 01/13/22 15:40 | |
| Methyl-tert-butyl ether | ug/kg | ND | 5.0 | 1.9 | 01/13/22 15:40 | |
| Methylene Chloride | ug/kg | ND | 20.0 | 13.7 | 01/13/22 15:40 | |
| n-Butylbenzene | ug/kg | ND | 5.0 | 2.4 | 01/13/22 15:40 | |
| n-Propylbenzene | ug/kg | ND | 5.0 | 1.8 | 01/13/22 15:40 | |
| Naphthalene | ug/kg | ND | 5.0 | 2.6 | 01/13/22 15:40 | |
| o-Xylene | ug/kg | ND | 5.0 | 2.2 | 01/13/22 15:40 | |
| p-Isopropyltoluene | ug/kg | ND | 5.0 | 2.5 | 01/13/22 15:40 | |
| sec-Butylbenzene | ug/kg | ND | 5.0 | 2.2 | 01/13/22 15:40 | |
| Styrene | ug/kg | ND | 5.0 | 1.3 | 01/13/22 15:40 | |
| tert-Butylbenzene | ug/kg | ND | 5.0 | 1.8 | 01/13/22 15:40 | |
| Tetrachloroethene | ug/kg | ND | 5.0 | 1.6 | 01/13/22 15:40 | |
| Toluene | ug/kg | ND | 5.0 | 1.4 | 01/13/22 15:40 | |
| trans-1,2-Dichloroethene | ug/kg | ND | 5.0 | 1.8 | 01/13/22 15:40 | |
| trans-1,3-Dichloropropene | ug/kg | ND | 5.0 | 1.7 | 01/13/22 15:40 | |
| Trichloroethene | ug/kg | ND | 5.0 | 1.3 | 01/13/22 15:40 | |
| Trichlorofluoromethane | ug/kg | ND | 5.0 | 2.8 | 01/13/22 15:40 | |
| Vinyl acetate | ug/kg | ND | 50.0 | 3.6 | 01/13/22 15:40 | |
| Vinyl chloride | ug/kg | ND | 10.0 | 2.5 | 01/13/22 15:40 | |
| Xylene (Total) | ug/kg | ND | 10.0 | 2.8 | 01/13/22 15:40 | |
| 1,2-Dichloroethane-d4 (S) | % | 102 | 70-130 | | 01/13/22 15:40 | |
| 4-Bromofluorobenzene (S) | % | 100 | 69-134 | | 01/13/22 15:40 | |
| Toluene-d8 (S) | % | 98 | 70-130 | | 01/13/22 15:40 | |

LABORATORY CONTROL SAMPLE: 3516396

| Parameter | Units | Spike Conc. | LCS Result | LCS % Rec | % Rec Limits | Qualifiers |
|---|---|---|---|---|---|---|
| 1,1,1,2-Tetrachloroethane | ug/kg | 1250 | 1100 | 88 | 70-130 | |
| 1,1,1-Trichloroethane | ug/kg | 1250 | 1050 | 84 | 70-130 | |
| 1,1,2,2-Tetrachloroethane | ug/kg | 1250 | 1210 | 97 | 70-130 | |
| 1,1,2-Trichloroethane | ug/kg | 1250 | 1150 | 92 | 70-130 | |
| 1,1-Dichloroethane | ug/kg | 1250 | 999 | 80 | 70-130 | |
| 1,1-Dichloroethene | ug/kg | 1250 | 1000 | 80 | 70-130 | |
| 1,1-Dichloropropene | ug/kg | 1250 | 1040 | 83 | 70-130 | |
| 1,2,3-Trichlorobenzene | ug/kg | 1250 | 1120 | 89 | 65-130 | |
| 1,2,3-Trichloropropane | ug/kg | 1250 | 1050 | 84 | 70-130 | |
| 1,2,4-Trichlorobenzene | ug/kg | 1250 | 1210 | 97 | 68-130 | |

**Results presented on this page are in the units indicated by the "Units" column except where an alternate unit is presented to the right of the result.**

## REPORT OF LABORATORY ANALYSIS

This report shall not be reproduced, except in full,
without the written consent of Pace Analytical Services, LLC.

**Pace Analytical Services, LLC**
9800 Kincey Ave. Suite 100
Huntersville, NC 28078
(704)875-9092

## QUALITY CONTROL DATA

Project: CPC HUNTERSVILLE
Pace Project No.: 92582415

LABORATORY CONTROL SAMPLE: 3516396

| Parameter | Units | Spike Conc. | LCS Result | LCS % Rec | % Rec Limits | Qualifiers |
|---|---|---|---|---|---|---|
| 1,2,4-Trimethylbenzene | ug/kg | 1250 | 1120 | 89 | 70-130 | |
| 1,2-Dibromo-3-chloropropane | ug/kg | 1250 | 1130 | 90 | 70-130 | |
| 1,2-Dibromoethane (EDB) | ug/kg | 1250 | 1040 | 83 | 70-130 | |
| 1,2-Dichlorobenzene | ug/kg | 1250 | 1170 | 93 | 70-130 | |
| 1,2-Dichloroethane | ug/kg | 1250 | 1000 | 80 | 63-130 | |
| 1,2-Dichloropropane | ug/kg | 1250 | 1050 | 84 | 70-130 | |
| 1,3,5-Trimethylbenzene | ug/kg | 1250 | 1110 | 89 | 70-130 | |
| 1,3-Dichlorobenzene | ug/kg | 1250 | 1080 | 87 | 70-130 | |
| 1,3-Dichloropropane | ug/kg | 1250 | 1060 | 85 | 70-130 | |
| 1,4-Dichlorobenzene | ug/kg | 1250 | 1070 | 86 | 70-130 | |
| 2,2-Dichloropropane | ug/kg | 1250 | 1070 | 86 | 66-130 | |
| 2-Butanone (MEK) | ug/kg | 2500 | 2070 | 83 | 70-130 | |
| 2-Chlorotoluene | ug/kg | 1250 | 1190 | 95 | 70-130 | |
| 2-Hexanone | ug/kg | 2500 | 2200 | 88 | 70-130 | |
| 4-Chlorotoluene | ug/kg | 1250 | 1170 | 93 | 70-130 | |
| 4-Methyl-2-pentanone (MIBK) | ug/kg | 2500 | 2270 | 91 | 70-130 | |
| Acetone | ug/kg | 2500 | 1830 | 73 | 69-130 | |
| Benzene | ug/kg | 1250 | 1030 | 82 | 70-130 | |
| Bromobenzene | ug/kg | 1250 | 1120 | 90 | 70-130 | |
| Bromochloromethane | ug/kg | 1250 | 1010 | 81 | 70-130 | |
| Bromodichloromethane | ug/kg | 1250 | 1130 | 90 | 69-130 | |
| Bromoform | ug/kg | 1250 | 1130 | 90 | 70-130 | |
| Bromomethane | ug/kg | 1250 | 1130 | 91 | 52-130 | IK |
| Carbon tetrachloride | ug/kg | 1250 | 1050 | 84 | 70-130 | |
| Chlorobenzene | ug/kg | 1250 | 1080 | 87 | 70-130 | |
| Chloroethane | ug/kg | 1250 | 1110 | 89 | 65-130 | |
| Chloroform | ug/kg | 1250 | 1090 | 87 | 70-130 | |
| Chloromethane | ug/kg | 1250 | 932 | 75 | 55-130 | |
| cis-1,2-Dichloroethene | ug/kg | 1250 | 1040 | 83 | 70-130 | |
| cis-1,3-Dichloropropene | ug/kg | 1250 | 1080 | 87 | 70-130 | |
| Dibromochloromethane | ug/kg | 1250 | 1020 | 81 | 70-130 | |
| Dibromomethane | ug/kg | 1250 | 1080 | 86 | 70-130 | |
| Dichlorodifluoromethane | ug/kg | 1250 | 927 | 74 | 45-156 | |
| Diisopropyl ether | ug/kg | 1250 | 934 | 75 | 70-130 | |
| Ethylbenzene | ug/kg | 1250 | 1160 | 93 | 70-130 | |
| Hexachloro-1,3-butadiene | ug/kg | 1250 | 1240 | 100 | 66-130 | |
| Isopropylbenzene (Cumene) | ug/kg | 1250 | 1090 | 88 | 70-130 | |
| m&p-Xylene | ug/kg | 2500 | 2150 | 86 | 70-130 | |
| Methyl-tert-butyl ether | ug/kg | 1250 | 977 | 78 | 70-130 | |
| Methylene Chloride | ug/kg | 1250 | 1020 | 81 | 65-130 | |
| n-Butylbenzene | ug/kg | 1250 | 1220 | 98 | 67-130 | |
| n-Propylbenzene | ug/kg | 1250 | 1130 | 91 | 70-130 | |
| Naphthalene | ug/kg | 1250 | 1120 | 90 | 70-130 | |
| o-Xylene | ug/kg | 1250 | 1090 | 87 | 70-130 | |
| p-Isopropyltoluene | ug/kg | 1250 | 1200 | 96 | 67-130 | |
| sec-Butylbenzene | ug/kg | 1250 | 1120 | 90 | 69-130 | |
| Styrene | ug/kg | 1250 | 1100 | 88 | 70-130 | |

**Results presented on this page are in the units indicated by the "Units" column except where an alternate unit is presented to the right of the result.**

## REPORT OF LABORATORY ANALYSIS

This report shall not be reproduced, except in full,
without the written consent of Pace Analytical Services, LLC.

Pace Analytical Services, LLC
9800 Kincey Ave. Suite 100
Huntersville, NC 28078
(704)875-9092

## QUALITY CONTROL DATA

Project: CPC HUNTERSVILLE
Pace Project No.: 92582415

LABORATORY CONTROL SAMPLE: 3516396

| Parameter | Units | Spike Conc. | LCS Result | LCS % Rec | % Rec Limits | Qualifiers |
|---|---|---|---|---|---|---|
| tert-Butylbenzene | ug/kg | 1250 | 1120 | 89 | 67-130 | |
| Tetrachloroethene | ug/kg | 1250 | 1130 | 90 | 70-130 | |
| Toluene | ug/kg | 1250 | 1040 | 83 | 70-130 | |
| trans-1,2-Dichloroethene | ug/kg | 1250 | 1030 | 82 | 70-130 | |
| trans-1,3-Dichloropropene | ug/kg | 1250 | 1080 | 86 | 68-130 | |
| Trichloroethene | ug/kg | 1250 | 1060 | 85 | 70-130 | |
| Trichlorofluoromethane | ug/kg | 1250 | 1000 | 80 | 70-130 | |
| Vinyl acetate | ug/kg | 2500 | 2470 | 99 | 70-130 | |
| Vinyl chloride | ug/kg | 1250 | 1050 | 84 | 61-130 | |
| Xylene (Total) | ug/kg | 3750 | 3240 | 86 | 70-130 | |
| 1,2-Dichloroethane-d4 (S) | % | | | 91 | 70-130 | |
| 4-Bromofluorobenzene (S) | % | | | 98 | 69-134 | |
| Toluene-d8 (S) | % | | | 99 | 70-130 | |

MATRIX SPIKE SAMPLE: 3516397

| Parameter | Units | 92582298002 Result | Spike Conc. | MS Result | MS % Rec | % Rec Limits | Qualifiers |
|---|---|---|---|---|---|---|---|
| 1,1,1,2-Tetrachloroethane | ug/kg | ND | 681 | 666 | 98 | 70-131 | |
| 1,1,1-Trichloroethane | ug/kg | ND | 681 | 664 | 98 | 65-133 | |
| 1,1,2,2-Tetrachloroethane | ug/kg | ND | 681 | 701 | 103 | 66-130 | |
| 1,1,2-Trichloroethane | ug/kg | ND | 681 | 719 | 106 | 66-133 | |
| 1,1-Dichloroethane | ug/kg | ND | 681 | 597 | 88 | 65-130 | |
| 1,1-Dichloroethene | ug/kg | ND | 681 | 583 | 86 | 10-158 | |
| 1,1-Dichloropropene | ug/kg | ND | 681 | 660 | 97 | 68-133 | |
| 1,2,3-Trichlorobenzene | ug/kg | ND | 681 | 618 | 91 | 27-138 | |
| 1,2,3-Trichloropropane | ug/kg | ND | 681 | 600 | 88 | 67-130 | |
| 1,2,4-Trichlorobenzene | ug/kg | ND | 681 | 775 | 114 | 51-134 | |
| 1,2,4-Trimethylbenzene | ug/kg | ND | 681 | 650 | 96 | 63-136 | |
| 1,2-Dibromo-3-chloropropane | ug/kg | ND | 681 | 570 | 84 | 32-130 | |
| 1,2-Dibromoethane (EDB) | ug/kg | ND | 681 | 638 | 94 | 70-130 | |
| 1,2-Dichlorobenzene | ug/kg | ND | 681 | 725 | 107 | 69-130 | |
| 1,2-Dichloroethane | ug/kg | ND | 681 | 663 | 97 | 59-130 | |
| 1,2-Dichloropropane | ug/kg | ND | 681 | 676 | 99 | 70-130 | |
| 1,3,5-Trimethylbenzene | ug/kg | ND | 681 | 665 | 98 | 65-137 | |
| 1,3-Dichlorobenzene | ug/kg | ND | 681 | 654 | 96 | 70-130 | |
| 1,3-Dichloropropane | ug/kg | ND | 681 | 657 | 97 | 70-130 | |
| 1,4-Dichlorobenzene | ug/kg | ND | 681 | 664 | 98 | 68-130 | |
| 2,2-Dichloropropane | ug/kg | ND | 681 | 636 | 94 | 32-130 | |
| 2-Butanone (MEK) | ug/kg | ND | 1360 | 1080 | 77 | 10-136 | |
| 2-Chlorotoluene | ug/kg | ND | 681 | 696 | 102 | 69-141 | |
| 2-Hexanone | ug/kg | ND | 1360 | 1130 | 83 | 10-144 | |
| 4-Chlorotoluene | ug/kg | ND | 681 | 688 | 101 | 70-132 | |
| 4-Methyl-2-pentanone (MIBK) | ug/kg | ND | 1360 | 1270 | 93 | 25-143 | |
| Acetone | ug/kg | ND | 1360 | 919 | 63 | 10-130 | |
| Benzene | ug/kg | ND | 681 | 650 | 96 | 67-130 | |

**Results presented on this page are in the units indicated by the "Units" column except where an alternate unit is presented to the right of the result.**

## REPORT OF LABORATORY ANALYSIS

This report shall not be reproduced, except in full,
without the written consent of Pace Analytical Services, LLC.

**Pace Analytical Services, LLC**
9800 Kincey Ave. Suite 100
Huntersville, NC 28078
(704)875-9092

## QUALITY CONTROL DATA

Project: CPC HUNTERSVILLE
Pace Project No.: 92582415

MATRIX SPIKE SAMPLE: 3516397

| Parameter | Units | 92582298002 Result | Spike Conc. | MS Result | MS % Rec | % Rec Limits | Qualifiers |
|---|---|---|---|---|---|---|---|
| Bromobenzene | ug/kg | ND | 681 | 659 | 97 | 70-130 | |
| Bromochloromethane | ug/kg | ND | 681 | 608 | 89 | 69-134 | |
| Bromodichloromethane | ug/kg | ND | 681 | 707 | 104 | 64-130 | |
| Bromoform | ug/kg | ND | 681 | 627 | 92 | 62-130 | |
| Bromomethane | ug/kg | ND | 681 | 495 | 73 | 20-176 | IK |
| Carbon tetrachloride | ug/kg | ND | 681 | 647 | 95 | 65-140 | |
| Chlorobenzene | ug/kg | ND | 681 | 673 | 99 | 70-130 | |
| Chloroethane | ug/kg | ND | 681 | 238 | 35 | 10-130 | |
| Chloroform | ug/kg | ND | 681 | 706 | 104 | 63-130 | |
| Chloromethane | ug/kg | ND | 681 | 597 | 88 | 58-130 | |
| cis-1,2-Dichloroethene | ug/kg | ND | 681 | 660 | 97 | 66-130 | |
| cis-1,3-Dichloropropene | ug/kg | ND | 681 | 685 | 101 | 67-130 | |
| Dibromochloromethane | ug/kg | ND | 681 | 616 | 90 | 67-130 | |
| Dibromomethane | ug/kg | ND | 681 | 670 | 99 | 63-131 | |
| Dichlorodifluoromethane | ug/kg | ND | 681 | 542 | 80 | 44-180 | |
| Diisopropyl ether | ug/kg | ND | 681 | 582 | 86 | 63-130 | |
| Ethylbenzene | ug/kg | ND | 681 | 722 | 106 | 66-130 | |
| Hexachloro-1,3-butadiene | ug/kg | ND | 681 | 1080 | 159 | 64-150 | M1 |
| Isopropylbenzene (Cumene) | ug/kg | ND | 681 | 696 | 102 | 69-135 | |
| m&p-Xylene | ug/kg | ND | 1360 | 1330 | 98 | 60-133 | |
| Methyl-tert-butyl ether | ug/kg | ND | 681 | 599 | 88 | 65-130 | |
| Methylene Chloride | ug/kg | ND | 681 | 656 | 96 | 61-130 | |
| n-Butylbenzene | ug/kg | ND | 681 | 803 | 118 | 65-140 | |
| n-Propylbenzene | ug/kg | ND | 681 | 684 | 100 | 67-140 | |
| Naphthalene | ug/kg | ND | 681 | 573 | 84 | 15-145 | |
| o-Xylene | ug/kg | ND | 681 | 680 | 100 | 66-133 | |
| p-Isopropyltoluene | ug/kg | ND | 681 | 758 | 111 | 56-147 | |
| sec-Butylbenzene | ug/kg | ND | 681 | 723 | 106 | 65-139 | |
| Styrene | ug/kg | ND | 681 | 677 | 100 | 70-132 | |
| tert-Butylbenzene | ug/kg | ND | 681 | 685 | 101 | 62-135 | |
| Tetrachloroethene | ug/kg | ND | 681 | 693 | 102 | 70-135 | |
| Toluene | ug/kg | 0.0094 mg/kg | 681 | 671 | 97 | 67-130 | |
| trans-1,2-Dichloroethene | ug/kg | ND | 681 | 627 | 92 | 69-130 | |
| trans-1,3-Dichloropropene | ug/kg | ND | 681 | 675 | 99 | 62-130 | |
| Trichloroethene | ug/kg | ND | 681 | 668 | 98 | 70-135 | |
| Trichlorofluoromethane | ug/kg | ND | 681 | 283 | 42 | 10-130 | |
| Vinyl acetate | ug/kg | ND | 1360 | 1420 | 104 | 53-130 | |
| Vinyl chloride | ug/kg | ND | 681 | 630 | 93 | 61-148 | |
| Xylene (Total) | ug/kg | ND | 2040 | 2010 | 98 | 63-132 | |
| 1,2-Dichloroethane-d4 (S) | % | | | | 109 | 70-130 | |
| 4-Bromofluorobenzene (S) | % | | | | 102 | 69-134 | |
| Toluene-d8 (S) | % | | | | 101 | 70-130 | |

**Results presented on this page are in the units indicated by the "Units" column except where an alternate unit is presented to the right of the result.**

## REPORT OF LABORATORY ANALYSIS

This report shall not be reproduced, except in full,
without the written consent of Pace Analytical Services, LLC.

**Pace Analytical Services, LLC**
9800 Kincey Ave. Suite 100
Huntersville, NC 28078
(704)875-9092

## QUALITY CONTROL DATA

Project: CPC HUNTERSVILLE
Pace Project No.: 92582415

SAMPLE DUPLICATE: 3516398

| Parameter | Units | 92582415001 Result | Dup Result | RPD | Max RPD | Qualifiers |
|---|---|---|---|---|---|---|
| 1,1,1,2-Tetrachloroethane | ug/kg | ND | ND | | 30 | |
| 1,1,1-Trichloroethane | ug/kg | ND | ND | | 30 | |
| 1,1,2,2-Tetrachloroethane | ug/kg | ND | ND | | 30 | |
| 1,1,2-Trichloroethane | ug/kg | ND | ND | | 30 | |
| 1,1-Dichloroethane | ug/kg | ND | ND | | 30 | |
| 1,1-Dichloroethene | ug/kg | ND | ND | | 30 | |
| 1,1-Dichloropropene | ug/kg | ND | ND | | 30 | |
| 1,2,3-Trichlorobenzene | ug/kg | ND | ND | | 30 | |
| 1,2,3-Trichloropropane | ug/kg | ND | ND | | 30 | |
| 1,2,4-Trichlorobenzene | ug/kg | ND | ND | | 30 | |
| 1,2,4-Trimethylbenzene | ug/kg | 4500 | 4400 | 2 | 30 | |
| 1,2-Dibromo-3-chloropropane | ug/kg | ND | ND | | 30 | |
| 1,2-Dibromoethane (EDB) | ug/kg | ND | ND | | 30 | |
| 1,2-Dichlorobenzene | ug/kg | ND | ND | | 30 | |
| 1,2-Dichloroethane | ug/kg | ND | ND | | 30 | |
| 1,2-Dichloropropane | ug/kg | ND | ND | | 30 | |
| 1,3,5-Trimethylbenzene | ug/kg | 1340 | 1290 | 4 | 30 | |
| 1,3-Dichlorobenzene | ug/kg | ND | ND | | 30 | |
| 1,3-Dichloropropane | ug/kg | ND | ND | | 30 | |
| 1,4-Dichlorobenzene | ug/kg | ND | ND | | 30 | |
| 2,2-Dichloropropane | ug/kg | ND | ND | | 30 | |
| 2-Butanone (MEK) | ug/kg | 236 | 232 | 2 | 30 | |
| 2-Chlorotoluene | ug/kg | ND | ND | | 30 | |
| 2-Hexanone | ug/kg | ND | ND | | 30 | |
| 4-Chlorotoluene | ug/kg | ND | ND | | 30 | |
| 4-Methyl-2-pentanone (MIBK) | ug/kg | ND | ND | | 30 | |
| Acetone | ug/kg | 212 | 219 | 3 | 30 | |
| Benzene | ug/kg | 133 | 128 | 4 | 30 | |
| Bromobenzene | ug/kg | ND | ND | | 30 | |
| Bromochloromethane | ug/kg | ND | ND | | 30 | |
| Bromodichloromethane | ug/kg | ND | ND | | 30 | |
| Bromoform | ug/kg | ND | ND | | 30 | |
| Bromomethane | ug/kg | ND | ND | | 30 | IK |
| Carbon tetrachloride | ug/kg | ND | ND | | 30 | |
| Chlorobenzene | ug/kg | ND | ND | | 30 | |
| Chloroethane | ug/kg | ND | ND | | 30 | |
| Chloroform | ug/kg | ND | ND | | 30 | |
| Chloromethane | ug/kg | ND | ND | | 30 | |
| cis-1,2-Dichloroethene | ug/kg | ND | ND | | 30 | |
| cis-1,3-Dichloropropene | ug/kg | ND | ND | | 30 | |
| Dibromochloromethane | ug/kg | ND | ND | | 30 | |
| Dibromomethane | ug/kg | ND | ND | | 30 | |
| Dichlorodifluoromethane | ug/kg | ND | ND | | 30 | |
| Diisopropyl ether | ug/kg | 92.2 | 89.6 | 3 | 30 | |
| Ethylbenzene | ug/kg | 1540 | 1520 | 1 | 30 | |
| Hexachloro-1,3-butadiene | ug/kg | ND | ND | | 30 | |
| Isopropylbenzene (Cumene) | ug/kg | ND | 169 | | 30 | |

**Results presented on this page are in the units indicated by the "Units" column except where an alternate unit is presented to the right of the result.**

## REPORT OF LABORATORY ANALYSIS

This report shall not be reproduced, except in full,
without the written consent of Pace Analytical Services, LLC.

**Pace Analytical Services, LLC**
9800 Kincey Ave. Suite 100
Huntersville, NC 28078
(704)875-9092

## QUALITY CONTROL DATA

Project: CPC HUNTERSVILLE
Pace Project No.: 92582415

SAMPLE DUPLICATE: 3516398

| Parameter | Units | 92582415001 Result | Dup Result | RPD | Max RPD | Qualifiers |
|---|---|---|---|---|---|---|
| m&p-Xylene | ug/kg | 5500 | 5470 | 0 | 30 | |
| Methyl-tert-butyl ether | ug/kg | ND | ND | | 30 | |
| Methylene Chloride | ug/kg | ND | ND | | 30 | |
| n-Butylbenzene | ug/kg | 529 | 478 | 10 | 30 | |
| n-Propylbenzene | ug/kg | 692 | 671 | 3 | 30 | |
| Naphthalene | ug/kg | 1240 | 1300 | 5 | 30 | |
| o-Xylene | ug/kg | 2440 | 2430 | 0 | 30 | |
| p-Isopropyltoluene | ug/kg | ND | ND | | 30 | |
| sec-Butylbenzene | ug/kg | ND | ND | | 30 | |
| Styrene | ug/kg | ND | ND | | 30 | |
| tert-Butylbenzene | ug/kg | ND | ND | | 30 | |
| Tetrachloroethene | ug/kg | ND | ND | | 30 | |
| Toluene | ug/kg | 3110 | 3030 | 3 | 30 | |
| trans-1,2-Dichloroethene | ug/kg | ND | ND | | 30 | |
| trans-1,3-Dichloropropene | ug/kg | ND | ND | | 30 | |
| Trichloroethene | ug/kg | ND | ND | | 30 | |
| Trichlorofluoromethane | ug/kg | ND | ND | | 30 | |
| Vinyl acetate | ug/kg | ND | ND | | 30 | |
| Vinyl chloride | ug/kg | ND | ND | | 30 | |
| Xylene (Total) | ug/kg | 7940 | 7910 | 0 | 30 | |
| 1,2-Dichloroethane-d4 (S) | % | 106 | 105 | | | |
| 4-Bromofluorobenzene (S) | % | 100 | 101 | | | |
| Toluene-d8 (S) | % | 97 | 97 | | | |

**Results presented on this page are in the units indicated by the "Units" column except where an alternate unit is presented to the right of the result.**

## REPORT OF LABORATORY ANALYSIS

This report shall not be reproduced, except in full,
without the written consent of Pace Analytical Services, LLC.

**Pace Analytical Services, LLC**
9800 Kincey Ave. Suite 100
Huntersville, NC 28078
(704)875-9092

## QUALITY CONTROL DATA

Project: CPC HUNTERSVILLE
Pace Project No.: 92582415

QC Batch: 671825
QC Batch Method: EPA 5035A/5030B
Analysis Method: EPA 8260D
Analysis Description: 8260D 5035A 5030B
Laboratory: Pace Analytical Services - Charlotte

Associated Lab Samples: 92582415002

METHOD BLANK: 3517491 Matrix: Solid
Associated Lab Samples: 92582415002

| Parameter | Units | Blank Result | Reporting Limit | MDL | Analyzed | Qualifiers |
|---|---|---|---|---|---|---|
| 1,1,1,2-Tetrachloroethane | ug/kg | ND | 5.0 | 1.9 | 01/14/22 12:24 | |
| 1,1,1-Trichloroethane | ug/kg | ND | 5.0 | 2.6 | 01/14/22 12:24 | |
| 1,1,2,2-Tetrachloroethane | ug/kg | ND | 5.0 | 1.3 | 01/14/22 12:24 | |
| 1,1,2-Trichloroethane | ug/kg | ND | 5.0 | 1.7 | 01/14/22 12:24 | |
| 1,1-Dichloroethane | ug/kg | ND | 5.0 | 2.1 | 01/14/22 12:24 | |
| 1,1-Dichloroethene | ug/kg | ND | 5.0 | 2.1 | 01/14/22 12:24 | |
| 1,1-Dichloropropene | ug/kg | ND | 5.0 | 2.4 | 01/14/22 12:24 | |
| 1,2,3-Trichlorobenzene | ug/kg | ND | 5.0 | 4.0 | 01/14/22 12:24 | |
| 1,2,3-Trichloropropane | ug/kg | ND | 5.0 | 2.5 | 01/14/22 12:24 | |
| 1,2,4-Trichlorobenzene | ug/kg | ND | 5.0 | 4.2 | 01/14/22 12:24 | |
| 1,2,4-Trimethylbenzene | ug/kg | ND | 5.0 | 1.4 | 01/14/22 12:24 | |
| 1,2-Dibromo-3-chloropropane | ug/kg | ND | 5.0 | 1.9 | 01/14/22 12:24 | |
| 1,2-Dibromoethane (EDB) | ug/kg | ND | 5.0 | 2.2 | 01/14/22 12:24 | |
| 1,2-Dichlorobenzene | ug/kg | ND | 5.0 | 1.8 | 01/14/22 12:24 | |
| 1,2-Dichloroethane | ug/kg | ND | 5.0 | 3.3 | 01/14/22 12:24 | |
| 1,2-Dichloropropane | ug/kg | ND | 5.0 | 1.5 | 01/14/22 12:24 | |
| 1,3,5-Trimethylbenzene | ug/kg | ND | 5.0 | 1.7 | 01/14/22 12:24 | |
| 1,3-Dichlorobenzene | ug/kg | ND | 5.0 | 1.6 | 01/14/22 12:24 | |
| 1,3-Dichloropropane | ug/kg | ND | 5.0 | 1.6 | 01/14/22 12:24 | |
| 1,4-Dichlorobenzene | ug/kg | ND | 5.0 | 1.3 | 01/14/22 12:24 | |
| 2,2-Dichloropropane | ug/kg | ND | 5.0 | 1.6 | 01/14/22 12:24 | |
| 2-Butanone (MEK) | ug/kg | ND | 100 | 24.0 | 01/14/22 12:24 | |
| 2-Chlorotoluene | ug/kg | ND | 5.0 | 1.8 | 01/14/22 12:24 | |
| 2-Hexanone | ug/kg | ND | 50.0 | 4.8 | 01/14/22 12:24 | |
| 4-Chlorotoluene | ug/kg | ND | 5.0 | 0.88 | 01/14/22 12:24 | |
| 4-Methyl-2-pentanone (MIBK) | ug/kg | ND | 50.0 | 4.8 | 01/14/22 12:24 | |
| Acetone | ug/kg | ND | 100 | 32.1 | 01/14/22 12:24 | |
| Benzene | ug/kg | ND | 5.0 | 2.0 | 01/14/22 12:24 | |
| Bromobenzene | ug/kg | ND | 5.0 | 1.6 | 01/14/22 12:24 | |
| Bromochloromethane | ug/kg | ND | 5.0 | 1.5 | 01/14/22 12:24 | |
| Bromodichloromethane | ug/kg | ND | 5.0 | 1.9 | 01/14/22 12:24 | |
| Bromoform | ug/kg | ND | 5.0 | 1.8 | 01/14/22 12:24 | |
| Bromomethane | ug/kg | ND | 10.0 | 7.9 | 01/14/22 12:24 | |
| Carbon tetrachloride | ug/kg | ND | 5.0 | 1.9 | 01/14/22 12:24 | |
| Chlorobenzene | ug/kg | ND | 5.0 | 0.96 | 01/14/22 12:24 | |
| Chloroethane | ug/kg | ND | 10.0 | 3.9 | 01/14/22 12:24 | |
| Chloroform | ug/kg | ND | 5.0 | 3.0 | 01/14/22 12:24 | |
| Chloromethane | ug/kg | ND | 10.0 | 4.2 | 01/14/22 12:24 | |
| cis-1,2-Dichloroethene | ug/kg | ND | 5.0 | 1.7 | 01/14/22 12:24 | |
| cis-1,3-Dichloropropene | ug/kg | ND | 5.0 | 1.4 | 01/14/22 12:24 | |

**Results presented on this page are in the units indicated by the "Units" column except where an alternate unit is presented to the right of the result.**

## REPORT OF LABORATORY ANALYSIS

This report shall not be reproduced, except in full,
without the written consent of Pace Analytical Services, LLC.

**Pace Analytical Services, LLC**
9800 Kincey Ave. Suite 100
Huntersville, NC 28078
(704)875-9092

## QUALITY CONTROL DATA

Project: CPC HUNTERSVILLE
Pace Project No.: 92582415

METHOD BLANK: 3517491 Matrix: Solid
Associated Lab Samples: 92582415002

| Parameter | Units | Blank Result | Reporting Limit | MDL | Analyzed | Qualifiers |
|---|---|---|---|---|---|---|
| Dibromochloromethane | ug/kg | ND | 5.0 | 2.8 | 01/14/22 12:24 | |
| Dibromomethane | ug/kg | ND | 5.0 | 1.1 | 01/14/22 12:24 | |
| Dichlorodifluoromethane | ug/kg | ND | 10.0 | 2.2 | 01/14/22 12:24 | IK |
| Diisopropyl ether | ug/kg | ND | 5.0 | 1.4 | 01/14/22 12:24 | |
| Ethylbenzene | ug/kg | ND | 5.0 | 2.3 | 01/14/22 12:24 | |
| Hexachloro-1,3-butadiene | ug/kg | ND | 10.0 | 8.2 | 01/14/22 12:24 | |
| Isopropylbenzene (Cumene) | ug/kg | ND | 5.0 | 1.7 | 01/14/22 12:24 | |
| m&p-Xylene | ug/kg | ND | 10.0 | 3.4 | 01/14/22 12:24 | |
| Methyl-tert-butyl ether | ug/kg | ND | 5.0 | 1.9 | 01/14/22 12:24 | |
| Methylene Chloride | ug/kg | ND | 20.0 | 13.7 | 01/14/22 12:24 | |
| n-Butylbenzene | ug/kg | ND | 5.0 | 2.4 | 01/14/22 12:24 | |
| n-Propylbenzene | ug/kg | ND | 5.0 | 1.8 | 01/14/22 12:24 | |
| Naphthalene | ug/kg | ND | 5.0 | 2.6 | 01/14/22 12:24 | |
| o-Xylene | ug/kg | ND | 5.0 | 2.2 | 01/14/22 12:24 | |
| p-Isopropyltoluene | ug/kg | ND | 5.0 | 2.5 | 01/14/22 12:24 | |
| sec-Butylbenzene | ug/kg | ND | 5.0 | 2.2 | 01/14/22 12:24 | |
| Styrene | ug/kg | ND | 5.0 | 1.3 | 01/14/22 12:24 | |
| tert-Butylbenzene | ug/kg | ND | 5.0 | 1.8 | 01/14/22 12:24 | |
| Tetrachloroethene | ug/kg | ND | 5.0 | 1.6 | 01/14/22 12:24 | |
| Toluene | ug/kg | ND | 5.0 | 1.4 | 01/14/22 12:24 | |
| trans-1,2-Dichloroethene | ug/kg | ND | 5.0 | 1.8 | 01/14/22 12:24 | |
| trans-1,3-Dichloropropene | ug/kg | ND | 5.0 | 1.7 | 01/14/22 12:24 | |
| Trichloroethene | ug/kg | ND | 5.0 | 1.3 | 01/14/22 12:24 | |
| Trichlorofluoromethane | ug/kg | ND | 5.0 | 2.8 | 01/14/22 12:24 | IK |
| Vinyl acetate | ug/kg | ND | 50.0 | 3.6 | 01/14/22 12:24 | |
| Vinyl chloride | ug/kg | ND | 10.0 | 2.5 | 01/14/22 12:24 | |
| Xylene (Total) | ug/kg | ND | 10.0 | 2.8 | 01/14/22 12:24 | |
| 1,2-Dichloroethane-d4 (S) | % | 108 | 70-130 | | 01/14/22 12:24 | |
| 4-Bromofluorobenzene (S) | % | 102 | 69-134 | | 01/14/22 12:24 | |
| Toluene-d8 (S) | % | 99 | 70-130 | | 01/14/22 12:24 | |

LABORATORY CONTROL SAMPLE: 3517492

| Parameter | Units | Spike Conc. | LCS Result | LCS % Rec | % Rec Limits | Qualifiers |
|---|---|---|---|---|---|---|
| 1,1,1,2-Tetrachloroethane | ug/kg | 1250 | 1050 | 84 | 70-130 | |
| 1,1,1-Trichloroethane | ug/kg | 1250 | 1070 | 86 | 70-130 | |
| 1,1,2,2-Tetrachloroethane | ug/kg | 1250 | 1040 | 83 | 70-130 | |
| 1,1,2-Trichloroethane | ug/kg | 1250 | 1020 | 82 | 70-130 | |
| 1,1-Dichloroethane | ug/kg | 1250 | 1060 | 85 | 70-130 | |
| 1,1-Dichloroethene | ug/kg | 1250 | 1100 | 88 | 70-130 | |
| 1,1-Dichloropropene | ug/kg | 1250 | 1090 | 87 | 70-130 | |
| 1,2,3-Trichlorobenzene | ug/kg | 1250 | 1190 | 95 | 65-130 | |
| 1,2,3-Trichloropropane | ug/kg | 1250 | 999 | 80 | 70-130 | |
| 1,2,4-Trichlorobenzene | ug/kg | 1250 | 1180 | 94 | 68-130 | |

**Results presented on this page are in the units indicated by the "Units" column except where an alternate unit is presented to the right of the result.**

## REPORT OF LABORATORY ANALYSIS

This report shall not be reproduced, except in full,
without the written consent of Pace Analytical Services, LLC.

**Pace Analytical Services, LLC**
9800 Kincey Ave. Suite 100
Huntersville, NC 28078
(704)875-9092

## QUALITY CONTROL DATA

Project: CPC HUNTERSVILLE
Pace Project No.: 92582415

LABORATORY CONTROL SAMPLE: 3517492

| Parameter | Units | Spike Conc. | LCS Result | LCS % Rec | % Rec Limits | Qualifiers |
|---|---|---|---|---|---|---|
| 1,2,4-Trimethylbenzene | ug/kg | 1250 | 1040 | 83 | 70-130 | |
| 1,2-Dibromo-3-chloropropane | ug/kg | 1250 | 1230 | 98 | 70-130 | |
| 1,2-Dibromoethane (EDB) | ug/kg | 1250 | 989 | 79 | 70-130 | |
| 1,2-Dichlorobenzene | ug/kg | 1250 | 1160 | 93 | 70-130 | |
| 1,2-Dichloroethane | ug/kg | 1250 | 987 | 79 | 63-130 | |
| 1,2-Dichloropropane | ug/kg | 1250 | 1070 | 86 | 70-130 | |
| 1,3,5-Trimethylbenzene | ug/kg | 1250 | 1070 | 86 | 70-130 | |
| 1,3-Dichlorobenzene | ug/kg | 1250 | 1200 | 96 | 70-130 | |
| 1,3-Dichloropropane | ug/kg | 1250 | 984 | 79 | 70-130 | |
| 1,4-Dichlorobenzene | ug/kg | 1250 | 1200 | 96 | 70-130 | |
| 2,2-Dichloropropane | ug/kg | 1250 | 1090 | 87 | 66-130 | |
| 2-Butanone (MEK) | ug/kg | 2500 | 2150 | 86 | 70-130 | |
| 2-Chlorotoluene | ug/kg | 1250 | 1060 | 84 | 70-130 | |
| 2-Hexanone | ug/kg | 2500 | 2200 | 88 | 70-130 | |
| 4-Chlorotoluene | ug/kg | 1250 | 1020 | 81 | 70-130 | |
| 4-Methyl-2-pentanone (MIBK) | ug/kg | 2500 | 2260 | 90 | 70-130 | |
| Acetone | ug/kg | 2500 | 2230 | 89 | 69-130 | |
| Benzene | ug/kg | 1250 | 1040 | 83 | 70-130 | |
| Bromobenzene | ug/kg | 1250 | 1200 | 96 | 70-130 | |
| Bromochloromethane | ug/kg | 1250 | 1060 | 84 | 70-130 | |
| Bromodichloromethane | ug/kg | 1250 | 1020 | 81 | 69-130 | |
| Bromoform | ug/kg | 1250 | 1120 | 90 | 70-130 | |
| Bromomethane | ug/kg | 1250 | 1350 | 108 | 52-130 | |
| Carbon tetrachloride | ug/kg | 1250 | 1130 | 91 | 70-130 | |
| Chlorobenzene | ug/kg | 1250 | 1010 | 81 | 70-130 | |
| Chloroethane | ug/kg | 1250 | 1390 | 111 | 65-130 | |
| Chloroform | ug/kg | 1250 | 1180 | 95 | 70-130 | |
| Chloromethane | ug/kg | 1250 | 1170 | 93 | 55-130 | |
| cis-1,2-Dichloroethene | ug/kg | 1250 | 1050 | 84 | 70-130 | |
| cis-1,3-Dichloropropene | ug/kg | 1250 | 1050 | 84 | 70-130 | |
| Dibromochloromethane | ug/kg | 1250 | 1010 | 81 | 70-130 | |
| Dibromomethane | ug/kg | 1250 | 1050 | 84 | 70-130 | |
| Dichlorodifluoromethane | ug/kg | 1250 | 1190 | 95 | 45-156 | IK |
| Diisopropyl ether | ug/kg | 1250 | 1010 | 80 | 70-130 | |
| Ethylbenzene | ug/kg | 1250 | 1150 | 92 | 70-130 | |
| Hexachloro-1,3-butadiene | ug/kg | 1250 | 1230 | 98 | 66-130 | |
| Isopropylbenzene (Cumene) | ug/kg | 1250 | 1080 | 87 | 70-130 | |
| m&p-Xylene | ug/kg | 2500 | 2050 | 82 | 70-130 | |
| Methyl-tert-butyl ether | ug/kg | 1250 | 1050 | 84 | 70-130 | |
| Methylene Chloride | ug/kg | 1250 | 1150 | 92 | 65-130 | |
| n-Butylbenzene | ug/kg | 1250 | 1200 | 96 | 67-130 | |
| n-Propylbenzene | ug/kg | 1250 | 1080 | 86 | 70-130 | |
| Naphthalene | ug/kg | 1250 | 1140 | 92 | 70-130 | |
| o-Xylene | ug/kg | 1250 | 1040 | 83 | 70-130 | |
| p-Isopropyltoluene | ug/kg | 1250 | 1080 | 87 | 67-130 | |
| sec-Butylbenzene | ug/kg | 1250 | 1110 | 89 | 69-130 | |
| Styrene | ug/kg | 1250 | 1110 | 89 | 70-130 | |

**Results presented on this page are in the units indicated by the "Units" column except where an alternate unit is presented to the right of the result.**

## REPORT OF LABORATORY ANALYSIS

This report shall not be reproduced, except in full,
without the written consent of Pace Analytical Services, LLC.

Pace Analytical Services, LLC
9800 Kincey Ave. Suite 100
Huntersville, NC 28078
(704)875-9092

## QUALITY CONTROL DATA

Project: CPC HUNTERSVILLE
Pace Project No.: 92582415

LABORATORY CONTROL SAMPLE: 3517492

| Parameter | Units | Spike Conc. | LCS Result | LCS % Rec | % Rec Limits | Qualifiers |
|---|---|---|---|---|---|---|
| tert-Butylbenzene | ug/kg | 1250 | 1080 | 87 | 67-130 | |
| Tetrachloroethene | ug/kg | 1250 | 1120 | 89 | 70-130 | |
| Toluene | ug/kg | 1250 | 1180 | 95 | 70-130 | |
| trans-1,2-Dichloroethene | ug/kg | 1250 | 1190 | 95 | 70-130 | |
| trans-1,3-Dichloropropene | ug/kg | 1250 | 1040 | 83 | 68-130 | |
| Trichloroethene | ug/kg | 1250 | 1080 | 86 | 70-130 | |
| Trichlorofluoromethane | ug/kg | 1250 | 1120 | 89 | 70-130 | IK |
| Vinyl acetate | ug/kg | 2500 | 2430 | 97 | 70-130 | |
| Vinyl chloride | ug/kg | 1250 | 1160 | 93 | 61-130 | |
| Xylene (Total) | ug/kg | 3750 | 3090 | 82 | 70-130 | |
| 1,2-Dichloroethane-d4 (S) | % | | | 92 | 70-130 | |
| 4-Bromofluorobenzene (S) | % | | | 97 | 69-134 | |
| Toluene-d8 (S) | % | | | 99 | 70-130 | |

MATRIX SPIKE SAMPLE: 3517494

| Parameter | Units | 92582663006 Result | Spike Conc. | MS Result | MS % Rec | % Rec Limits | Qualifiers |
|---|---|---|---|---|---|---|---|
| 1,1,1,2-Tetrachloroethane | ug/kg | ND | 1370 | 1310 | 95 | 70-131 | |
| 1,1,1-Trichloroethane | ug/kg | ND | 1370 | 1430 | 104 | 65-133 | |
| 1,1,2,2-Tetrachloroethane | ug/kg | ND | 1370 | 1180 | 86 | 66-130 | |
| 1,1,2-Trichloroethane | ug/kg | ND | 1370 | 1240 | 91 | 66-133 | |
| 1,1-Dichloroethane | ug/kg | ND | 1370 | 1400 | 102 | 65-130 | |
| 1,1-Dichloroethene | ug/kg | ND | 1370 | 1500 | 110 | 10-158 | |
| 1,1-Dichloropropene | ug/kg | ND | 1370 | 1530 | 111 | 68-133 | |
| 1,2,3-Trichlorobenzene | ug/kg | ND | 1370 | 1460 | 106 | 27-138 | |
| 1,2,3-Trichloropropane | ug/kg | ND | 1370 | 1100 | 80 | 67-130 | |
| 1,2,4-Trichlorobenzene | ug/kg | ND | 1370 | 1530 | 112 | 51-134 | |
| 1,2,4-Trimethylbenzene | ug/kg | ND | 1370 | 1430 | 104 | 63-136 | |
| 1,2-Dibromo-3-chloropropane | ug/kg | ND | 1370 | 1100 | 81 | 32-130 | |
| 1,2-Dibromoethane (EDB) | ug/kg | ND | 1370 | 1210 | 88 | 70-130 | |
| 1,2-Dichlorobenzene | ug/kg | ND | 1370 | 1530 | 112 | 69-130 | |
| 1,2-Dichloroethane | ug/kg | ND | 1370 | 1190 | 87 | 59-130 | |
| 1,2-Dichloropropane | ug/kg | ND | 1370 | 1400 | 102 | 70-130 | |
| 1,3,5-Trimethylbenzene | ug/kg | ND | 1370 | 1490 | 109 | 65-137 | |
| 1,3-Dichlorobenzene | ug/kg | ND | 1370 | 1590 | 116 | 70-130 | |
| 1,3-Dichloropropane | ug/kg | ND | 1370 | 1270 | 93 | 70-130 | |
| 1,4-Dichlorobenzene | ug/kg | ND | 1370 | 1570 | 114 | 68-130 | |
| 2,2-Dichloropropane | ug/kg | ND | 1370 | 1380 | 101 | 32-130 | |
| 2-Butanone (MEK) | ug/kg | ND | 2740 | 1900 | 69 | 10-136 | |
| 2-Chlorotoluene | ug/kg | ND | 1370 | 1420 | 104 | 69-141 | |
| 2-Hexanone | ug/kg | ND | 2740 | 2030 | 74 | 10-144 | |
| 4-Chlorotoluene | ug/kg | ND | 1370 | 1370 | 100 | 70-132 | |
| 4-Methyl-2-pentanone (MIBK) | ug/kg | ND | 2740 | 2150 | 78 | 25-143 | |
| Acetone | ug/kg | ND | 2740 | 1920 | 70 | 10-130 | |
| Benzene | ug/kg | ND | 1370 | 1430 | 104 | 67-130 | |

**Results presented on this page are in the units indicated by the "Units" column except where an alternate unit is presented to the right of the result.**

## REPORT OF LABORATORY ANALYSIS

This report shall not be reproduced, except in full,
without the written consent of Pace Analytical Services, LLC.

**Pace Analytical Services, LLC**
9800 Kincey Ave. Suite 100
Huntersville, NC 28078
(704)875-9092

## QUALITY CONTROL DATA

Project: CPC HUNTERSVILLE
Pace Project No.: 92582415

MATRIX SPIKE SAMPLE: 3517494

| Parameter | Units | 92582663006 Result | Spike Conc. | MS Result | MS % Rec | % Rec Limits | Qualifiers |
|---|---|---|---|---|---|---|---|
| Bromobenzene | ug/kg | ND | 1370 | 1570 | 114 | 70-130 | |
| Bromochloromethane | ug/kg | ND | 1370 | 1280 | 93 | 69-134 | |
| Bromodichloromethane | ug/kg | ND | 1370 | 1210 | 88 | 64-130 | |
| Bromoform | ug/kg | ND | 1370 | 1090 | 80 | 62-130 | |
| Bromomethane | ug/kg | ND | 1370 | 1060 | 77 | 20-176 | |
| Carbon tetrachloride | ug/kg | ND | 1370 | 1460 | 106 | 65-140 | |
| Chlorobenzene | ug/kg | ND | 1370 | 1400 | 102 | 70-130 | |
| Chloroethane | ug/kg | ND | 1370 | 835 | 61 | 10-130 | |
| Chloroform | ug/kg | ND | 1370 | 1510 | 110 | 63-130 | |
| Chloromethane | ug/kg | ND | 1370 | 1600 | 117 | 58-130 | |
| cis-1,2-Dichloroethene | ug/kg | ND | 1370 | 1350 | 98 | 66-130 | |
| cis-1,3-Dichloropropene | ug/kg | ND | 1370 | 1290 | 94 | 67-130 | |
| Dibromochloromethane | ug/kg | ND | 1370 | 1120 | 81 | 67-130 | |
| Dibromomethane | ug/kg | ND | 1370 | 1240 | 90 | 63-131 | |
| Dichlorodifluoromethane | ug/kg | ND | 1370 | 1620 | 118 | 44-180 | IK |
| Diisopropyl ether | ug/kg | ND | 1370 | 1250 | 91 | 63-130 | |
| Ethylbenzene | ug/kg | ND | 1370 | 1660 | 121 | 66-130 | |
| Hexachloro-1,3-butadiene | ug/kg | ND | 1370 | 1670 | 122 | 64-150 | |
| Isopropylbenzene (Cumene) | ug/kg | ND | 1370 | 1550 | 113 | 69-135 | |
| m&p-Xylene | ug/kg | ND | 2740 | 2920 | 106 | 60-133 | |
| Methyl-tert-butyl ether | ug/kg | 30.9 | 1370 | 1250 | 89 | 65-130 | |
| Methylene Chloride | ug/kg | ND | 1370 | 1430 | 105 | 61-130 | |
| n-Butylbenzene | ug/kg | ND | 1370 | 1700 | 124 | 65-140 | |
| n-Propylbenzene | ug/kg | ND | 1370 | 1510 | 110 | 67-140 | |
| Naphthalene | ug/kg | ND | 1370 | 1310 | 96 | 15-145 | |
| o-Xylene | ug/kg | ND | 1370 | 1450 | 106 | 66-133 | |
| p-Isopropyltoluene | ug/kg | ND | 1370 | 1540 | 112 | 56-147 | |
| sec-Butylbenzene | ug/kg | ND | 1370 | 1570 | 115 | 65-139 | |
| Styrene | ug/kg | ND | 1370 | 1460 | 106 | 70-132 | |
| tert-Butylbenzene | ug/kg | ND | 1370 | 1560 | 114 | 62-135 | |
| Tetrachloroethene | ug/kg | ND | 1370 | 1650 | 120 | 70-135 | |
| Toluene | ug/kg | ND | 1370 | 1610 | 117 | 67-130 | |
| trans-1,2-Dichloroethene | ug/kg | ND | 1370 | 1600 | 117 | 69-130 | |
| trans-1,3-Dichloropropene | ug/kg | ND | 1370 | 1230 | 89 | 62-130 | |
| Trichloroethene | ug/kg | ND | 1370 | 1520 | 111 | 70-135 | |
| Trichlorofluoromethane | ug/kg | ND | 1370 | 916 | 67 | 10-130 | IK |
| Vinyl acetate | ug/kg | ND | 2740 | 3010 | 110 | 53-130 | |
| Vinyl chloride | ug/kg | ND | 1370 | 1540 | 113 | 61-148 | |
| Xylene (Total) | ug/kg | ND | 4110 | 4370 | 106 | 63-132 | |
| 1,2-Dichloroethane-d4 (S) | % | | | | 87 | 70-130 | |
| 4-Bromofluorobenzene (S) | % | | | | 96 | 69-134 | |
| Toluene-d8 (S) | % | | | | 99 | 70-130 | |

**Results presented on this page are in the units indicated by the "Units" column except where an alternate unit is presented to the right of the result.**

## REPORT OF LABORATORY ANALYSIS

This report shall not be reproduced, except in full,
without the written consent of Pace Analytical Services, LLC.

Pace Analytical Services, LLC
9800 Kincey Ave. Suite 100
Huntersville, NC 28078
(704)875-9092

## QUALITY CONTROL DATA

Project: CPC HUNTERSVILLE
Pace Project No.: 92582415

SAMPLE DUPLICATE: 3517493

| Parameter | Units | 92582663005 Result | Dup Result | RPD | Max RPD | Qualifiers |
|---|---|---|---|---|---|---|
| 1,1,1,2-Tetrachloroethane | ug/kg | ND | ND | | 30 | |
| 1,1,1-Trichloroethane | ug/kg | ND | ND | | 30 | |
| 1,1,2,2-Tetrachloroethane | ug/kg | ND | ND | | 30 | |
| 1,1,2-Trichloroethane | ug/kg | ND | ND | | 30 | |
| 1,1-Dichloroethane | ug/kg | ND | ND | | 30 | |
| 1,1-Dichloroethene | ug/kg | ND | ND | | 30 | |
| 1,1-Dichloropropene | ug/kg | ND | ND | | 30 | |
| 1,2,3-Trichlorobenzene | ug/kg | ND | ND | | 30 | |
| 1,2,3-Trichloropropane | ug/kg | ND | ND | | 30 | |
| 1,2,4-Trichlorobenzene | ug/kg | ND | ND | | 30 | |
| 1,2,4-Trimethylbenzene | ug/kg | ND | ND | | 30 | |
| 1,2-Dibromo-3-chloropropane | ug/kg | ND | ND | | 30 | |
| 1,2-Dibromoethane (EDB) | ug/kg | ND | ND | | 30 | |
| 1,2-Dichlorobenzene | ug/kg | ND | ND | | 30 | |
| 1,2-Dichloroethane | ug/kg | ND | ND | | 30 | |
| 1,2-Dichloropropane | ug/kg | ND | ND | | 30 | |
| 1,3,5-Trimethylbenzene | ug/kg | ND | ND | | 30 | |
| 1,3-Dichlorobenzene | ug/kg | ND | ND | | 30 | |
| 1,3-Dichloropropane | ug/kg | ND | ND | | 30 | |
| 1,4-Dichlorobenzene | ug/kg | ND | ND | | 30 | |
| 2,2-Dichloropropane | ug/kg | ND | ND | | 30 | |
| 2-Butanone (MEK) | ug/kg | ND | ND | | 30 | |
| 2-Chlorotoluene | ug/kg | ND | ND | | 30 | |
| 2-Hexanone | ug/kg | ND | ND | | 30 | |
| 4-Chlorotoluene | ug/kg | ND | ND | | 30 | |
| 4-Methyl-2-pentanone (MIBK) | ug/kg | ND | ND | | 30 | |
| Acetone | ug/kg | ND | ND | | 30 | |
| Benzene | ug/kg | ND | ND | | 30 | |
| Bromobenzene | ug/kg | ND | ND | | 30 | |
| Bromochloromethane | ug/kg | ND | ND | | 30 | |
| Bromodichloromethane | ug/kg | ND | ND | | 30 | |
| Bromoform | ug/kg | ND | ND | | 30 | |
| Bromomethane | ug/kg | ND | ND | | 30 | |
| Carbon tetrachloride | ug/kg | ND | ND | | 30 | |
| Chlorobenzene | ug/kg | ND | ND | | 30 | |
| Chloroethane | ug/kg | ND | ND | | 30 | |
| Chloroform | ug/kg | ND | ND | | 30 | |
| Chloromethane | ug/kg | ND | ND | | 30 | |
| cis-1,2-Dichloroethene | ug/kg | ND | ND | | 30 | |
| cis-1,3-Dichloropropene | ug/kg | ND | ND | | 30 | |
| Dibromochloromethane | ug/kg | ND | ND | | 30 | |
| Dibromomethane | ug/kg | ND | ND | | 30 | |
| Dichlorodifluoromethane | ug/kg | ND | ND | | 30 | IK |
| Diisopropyl ether | ug/kg | ND | ND | | 30 | |
| Ethylbenzene | ug/kg | ND | ND | | 30 | |
| Hexachloro-1,3-butadiene | ug/kg | ND | ND | | 30 | |
| Isopropylbenzene (Cumene) | ug/kg | ND | ND | | 30 | |

**Results presented on this page are in the units indicated by the "Units" column except where an alternate unit is presented to the right of the result.**

## REPORT OF LABORATORY ANALYSIS

This report shall not be reproduced, except in full,
without the written consent of Pace Analytical Services, LLC.

**Pace Analytical Services, LLC**
9800 Kincey Ave. Suite 100
Huntersville, NC 28078
(704)875-9092

## QUALITY CONTROL DATA

Project: CPC HUNTERSVILLE
Pace Project No.: 92582415

SAMPLE DUPLICATE: 3517493

| Parameter | Units | 92582663005 Result | Dup Result | RPD | Max RPD | Qualifiers |
|---|---|---|---|---|---|---|
| m&p-Xylene | ug/kg | ND | ND | | 30 | |
| Methyl-tert-butyl ether | ug/kg | ND | ND | | 30 | |
| Methylene Chloride | ug/kg | ND | ND | | 30 | |
| n-Butylbenzene | ug/kg | ND | ND | | 30 | |
| n-Propylbenzene | ug/kg | ND | ND | | 30 | |
| Naphthalene | ug/kg | ND | ND | | 30 | |
| o-Xylene | ug/kg | ND | ND | | 30 | |
| p-Isopropyltoluene | ug/kg | ND | ND | | 30 | |
| sec-Butylbenzene | ug/kg | ND | ND | | 30 | |
| Styrene | ug/kg | ND | ND | | 30 | |
| tert-Butylbenzene | ug/kg | ND | ND | | 30 | |
| Tetrachloroethene | ug/kg | ND | ND | | 30 | |
| Toluene | ug/kg | ND | ND | | 30 | |
| trans-1,2-Dichloroethene | ug/kg | ND | ND | | 30 | |
| trans-1,3-Dichloropropene | ug/kg | ND | ND | | 30 | |
| Trichloroethene | ug/kg | ND | ND | | 30 | |
| Trichlorofluoromethane | ug/kg | ND | ND | | 30 | IK |
| Vinyl acetate | ug/kg | ND | ND | | 30 | |
| Vinyl chloride | ug/kg | ND | ND | | 30 | |
| Xylene (Total) | ug/kg | ND | ND | | 30 | |
| 1,2-Dichloroethane-d4 (S) | % | 93 | 97 | | | |
| 4-Bromofluorobenzene (S) | % | 98 | 95 | | | |
| Toluene-d8 (S) | % | 99 | 98 | | | |

**Results presented on this page are in the units indicated by the "Units" column except where an alternate unit is presented to the right of the result.**

## REPORT OF LABORATORY ANALYSIS

This report shall not be reproduced, except in full,
without the written consent of Pace Analytical Services, LLC.

**Pace Analytical Services, LLC**
9800 Kincey Ave. Suite 100
Huntersville, NC 28078
(704)875-9092

## QUALITY CONTROL DATA

Project: CPC HUNTERSVILLE
Pace Project No.: 92582415

QC Batch: 671380
QC Batch Method: SW-846
Analysis Method: SW-846
Analysis Description: Dry Weight/Percent Moisture
Laboratory: Pace Analytical Services - Charlotte

Associated Lab Samples: 92582415001, 92582415002

SAMPLE DUPLICATE: 3515302

| Parameter | Units | 92582227002 Result | Dup Result | RPD | Max RPD | Qualifiers |
|---|---|---|---|---|---|---|
| Percent Moisture | % | 17.4 | 18.6 | 7 | 25 | N2 |

**Results presented on this page are in the units indicated by the "Units" column except where an alternate unit is presented to the right of the result.**

## REPORT OF LABORATORY ANALYSIS

This report shall not be reproduced, except in full,
without the written consent of Pace Analytical Services, LLC.

**Pace Analytical Services, LLC**
9800 Kincey Ave. Suite 100
Huntersville, NC 28078
(704)875-9092

# QUALIFIERS

Project: CPC HUNTERSVILLE
Pace Project No.: 92582415

## DEFINITIONS

DF - Dilution Factor, if reported, represents the factor applied to the reported data due to dilution of the sample aliquot.

ND - Not Detected at or above adjusted reporting limit.

TNTC - Too Numerous To Count

J - Estimated concentration above the adjusted method detection limit and below the adjusted reporting limit.

MDL - Adjusted Method Detection Limit.

PQL - Practical Quantitation Limit.

RL - Reporting Limit - The lowest concentration value that meets project requirements for quantitative data with known precision and bias for a specific analyte in a specific matrix.

S - Surrogate

1,2-Diphenylhydrazine decomposes to and cannot be separated from Azobenzene using Method 8270. The result for each analyte is a combined concentration.

Consistent with EPA guidelines, unrounded data are displayed and have been used to calculate % recovery and RPD values.

LCS(D) - Laboratory Control Sample (Duplicate)

MS(D) - Matrix Spike (Duplicate)

DUP - Sample Duplicate

RPD - Relative Percent Difference

NC - Not Calculable.

SG - Silica Gel - Clean-Up

U - Indicates the compound was analyzed for, but not detected.

Acid preservation may not be appropriate for 2 Chloroethylvinyl ether.

A separate vial preserved to a pH of 4-5 is recommended in SW846 Chapter 4 for the analysis of Acrolein and Acrylonitrile by EPA Method 8260.

N-Nitrosodiphenylamine decomposes and cannot be separated from Diphenylamine using Method 8270. The result reported for each analyte is a combined concentration.

Reported results are not rounded until the final step prior to reporting. Therefore, calculated parameters that are typically reported as "Total" may vary slightly from the sum of the reported component parameters.

Pace Analytical is TNI accredited. Contact your Pace PM for the current list of accredited analytes.

TNI - The NELAC Institute.

## ANALYTE QUALIFIERS

| | |
|---|---|
| IK | The recalculated concentration of the calibration standard(s) did not meet method acceptance criteria; this result should be considered an estimated value. |
| M1 | Matrix spike recovery exceeded QC limits. Batch accepted based on laboratory control sample (LCS) recovery. |
| N2 | The lab does not hold NELAC/TNI accreditation for this parameter but other accreditations/certifications may apply. A complete list of accreditations/certifications is available upon request. |
| S2 | Surrogate recovery outside laboratory control limits due to matrix interferences (confirmed by similar results from sample re-analysis). |
| S5 | Surrogate recovery outside control limits due to matrix interferences (not confirmed by re-analysis). |



This report shall not be reproduced, except in full,
without the written consent of Pace Analytical Services, LLC.

**Pace Analytical Services, LLC**
9800 Kincey Ave. Suite 100
Huntersville, NC 28078
(704)875-9092

## QUALITY CONTROL DATA CROSS REFERENCE TABLE

Project: CPC HUNTERSVILLE
Pace Project No.: 92582415

| Lab ID | Sample ID | QC Batch Method | QC Batch | Analytical Method | Analytical Batch |
|---|---|---|---|---|---|
| **92582415001** | **RW-106 (10-12)** | MADEP VPH | 671537 | MADEP VPH | 671541 |
| **92582415002** | **RW-106 (30-32)** | MADEP VPH | 671915 | MADEP VPH | 671916 |
| **92582415001** | **RW-106 (10-12)** | EPA 5035A/5030B | 671591 | EPA 8260D | 671634 |
| **92582415002** | **RW-106 (30-32)** | EPA 5035A/5030B | 671825 | EPA 8260D | 671831 |
| **92582415001** | **RW-106 (10-12)** | SW-846 | 671380 | | |
| **92582415002** | **RW-106 (30-32)** | SW-846 | 671380 | | |



This report shall not be reproduced, except in full,
without the written consent of Pace Analytical Services, LLC.

# CHAIN-OF-CUSTODY Analytical Request Document

Pace Analytical

Chain-of-Custody is a LEGAL DOCUMENT - Complete all relevent fields

**WO# : 92582415**

92582415

Workorder Number or

ONLY

| | |
|---|---|
| Company: Apex Companies | Billing Information: |
| Address: 5900 Northwoods Bus. Pkwy Ste. O | |
| Report To: Andrew Street | Email To: andrew.street@apexcos.com |
| Copy To: tom.naumann@apexcos.com | Site Collection Info/Address: Huntersville - Concord Rd. |
| Customer Project Name/Number: CPC Huntersville | State: NC County/City: Meck/Huntersville Time Zone Collected: [ ] PT [ ] MT [ ] CT [X] ET |
| Phone: Email: | Site/Facility ID #: Compliance Monitoring? [ ] Yes [ ] No |
| Collected By (print): Jamie Humphries | Purchase Order #: Quote #: 2020-L1-2248 DW PWS ID #: DW Location Code: |
| Collected By (signature): James Humphries | Turnaround Date Required: Standard Immediately Packed on Ice: [ ] Yes [ ] No |
| Sample Disposal: [✓] Dispose as appropriate [ ] Return [ ] Archive: [ ] Hold: | Rush: [ ] Same Day [ ] Next Day [ ] 2 Day [ ] 3 Day [ ] 4 Day [ ] 5 Day (Expedite Charges Apply) Field Filtered (if applicable): [ ] Yes [ ] No Analysis: |

** Preservative Types: (1) nitric acid, (2) sulfuric acid, (3) hydrochloric acid, (4) sodium hydroxide, (5) zinc acetate, (6) methanol, (7) sodium bisulfate, (8) sodium thiosulfate, (9) hexane, (A) ascorbic acid, (B) ammonium sulfate, (C) ammonium hydroxide, (D) TSP, (U) Unpreserved, (O) Other _____

* Matrix Codes (Insert in Matrix box below): Drinking Water (DW), Ground Water (GW), Wastewater (WW), Product (P), Soil/Solid (SL), Oil (OL), Wipe (WP), Air (AR), Tissue (TS), Bioassay (B), Vapor (V), Other (OT)

| Customer Sample ID | Matrix * | Comp / Grab | Collected (or Composite Start) Date | Collected (or Composite Start) Time | Composite End Date | Composite End Time | Res Cl | # of Ctns | MADEP VPH | VOC 8260D | Lab Sample # / Comments |
|---|---|---|---|---|---|---|---|---|---|---|---|
| RW-106 (10-12) | SL | G | 1/11/22 | 1640 | | | | 3 | X | X | 92582415 01 |
| RW-106 (30-32) | SL | G | 1/11/22 | 1645 | | | | 3 | X | X | 02 |
| | | | | | | | | | | | |
| | | | | | | | | | | | |
| | | | | | | | | | | | |
| | | | | | | | | | | | |
| | | | | | | | | | | | |
| | | | | | | | | | | | |
| | | | | | | | | | | | |
| | | | | | | | | | | | |

Lab Profile/Line:

Lab Sample Receipt Checklist:

| | |
|---|---|
| Custody Seals Present/Intact | Y N NA |
| Custody Signatures Present | Y N NA |
| Collector Signature Present | Y N NA |
| Bottles Intact | Y N NA |
| Correct Bottles | Y N NA |
| Sufficient Volume | Y N NA |
| Samples Received on Ice | Y N NA |
| VOA - Headspace Acceptable | Y N NA |
| USDA Regulated Soils | Y N NA |
| Samples in Holding Time | Y N NA |
| Residual Chlorine Present | Y N NA |
| Cl Strips: _____ | |
| Sample pH Acceptable | Y N NA |
| pH Strips: _____ | |
| Sulfide Present | Y N NA |
| Lead Acetate Strips: _____ | |

LAB USE ONLY:

Customer Remarks / Special Conditions / Possible Hazards:

Type of Ice Used: Wet Blue Dry None

Packing Material Used:

Radchem sample(s) screened (<500 cpm): Y N NA

SHORT HOLDS PRESENT (<72 hours): Y N N/A

Lab Tracking #: 2601720

Samples received via: FEDEX UPS Client Courier Pace Courier

Lab Sample Temperature Info:

Temp Blank Received: Y N NA

Therm ID#: 92064

Cooler 1 Temp Upon Receipt: 1.8 oC

Cooler 1 Therm Corr. Factor: 0.0 oC

Cooler 1 Corrected Temp: 1.8 oC

Comments:

| Relinquished by/Company: (Signature) | Date/Time: | Received by/Company: (Signature) | Date/Time: |
|---|---|---|---|
| James Humphries / Apex | 01-11-22 / 1700 | APEX | 01-12-22 / 1200 |
| Relinquished by/Company: (Signature) | Date/Time: | Received by/Company: (Signature) | Date/Time: |
| APEX | 01-12-22 / 1710 | MDC Pace HW | 1-12-22 1710 |
| Relinquished by/Company: (Signature) | Date/Time: | Received by/Company: (Signature) | Date/Time: |

MTJL LAB USE ONLY

Table #:

Acctnum:

Template:

Prelogin:

PM:

PB:

Trip Blank Received: Y N NA

HCL MeOH TSP Other

Non Conformance(s): YES / NO

Page: 1 of: 1

**Pace Analytical Services, LLC**
9800 Kincey Ave. Suite 100
Huntersville, NC 28078
(704)875-9092

January 06, 2022

Andrew Wreschnig
AECOM
6000 Fairview Road
Suite 200
Charlotte, NC 28210

RE: Project: CPC HUNTERSVILLE
Pace Project No.: 92580642

Dear Andrew Wreschnig:

Enclosed are the analytical results for sample(s) received by the laboratory on January 03, 2022. The results relate only to the samples included in this report. Results reported herein conform to the applicable TNI/NELAC Standards and the laboratory's Quality Manual, where applicable, unless otherwise noted in the body of the report.

The test results provided in this final report were generated by each of the following laboratories within the Pace Network:

- Pace Analytical Services - Charlotte

If you have any questions concerning this report, please feel free to contact me.

Sincerely,

Bonnie Vang
bonnie.vang@pacelabs.com
(704)875-9092
Project Manager

Enclosures

cc: Teresa Amentt Jennings, AECOM
Jeff Morrison, Colonial Pipeline Company



This report shall not be reproduced, except in full,
without the written consent of Pace Analytical Services, LLC.

**Pace Analytical Services, LLC**
9800 Kincey Ave.  Suite 100
Huntersville, NC 28078
(704)875-9092

## CERTIFICATIONS

Project: CPC HUNTERSVILLE
Pace Project No.: 92580642

**Pace Analytical Services Charlotte**

South Carolina Laboratory ID: 99006
9800 Kincey Ave. Ste 100, Huntersville, NC 28078
North Carolina Drinking Water Certification #: 37706
North Carolina Field Services Certification #: 5342
North Carolina Wastewater Certification #: 12
South Carolina Laboratory ID: 99006
South Carolina Certification #: 99006001
South Carolina Drinking Water Cert. #: 99006003
Florida/NELAP Certification #: E87627
Kentucky UST Certification #: 84
Louisiana DoH Drinking Water #: LA029
Virginia/VELAP Certification #: 460221



This report shall not be reproduced, except in full,
without the written consent of Pace Analytical Services, LLC.

**Pace Analytical Services, LLC**
9800 Kincey Ave. Suite 100
Huntersville, NC 28078
(704)875-9092

## SAMPLE SUMMARY

Project: CPC HUNTERSVILLE
Pace Project No.: 92580642

| Lab ID | Sample ID | Matrix | Date Collected | Date Received |
|---|---|---|---|---|
| **92580642001** | **MW-64** | Water | 01/03/22 12:10 | 01/03/22 17:30 |
| **92580642002** | **MW-65D** | Water | 01/03/22 12:35 | 01/03/22 17:30 |
| **92580642003** | **MW-70** | Water | 01/03/22 13:35 | 01/03/22 17:30 |
| **92580642004** | **MW-75** | Water | 01/03/22 14:55 | 01/03/22 17:30 |
| **92580642005** | **MW-65** | Water | 01/03/22 14:35 | 01/03/22 17:30 |
| **92580642006** | **FB-1-20220103** | Water | 01/03/22 13:15 | 01/03/22 17:30 |
| **92580642007** | **DUP-1-20220103** | Water | 01/03/22 00:00 | 01/03/22 17:30 |
| **92580642008** | **MW-74** | Water | 01/03/22 10:05 | 01/03/22 17:30 |
| **92580642009** | **TRIP BLANK** | Water | 01/03/22 00:00 | 01/03/22 17:30 |

## REPORT OF LABORATORY ANALYSIS

This report shall not be reproduced, except in full,
without the written consent of Pace Analytical Services, LLC.

**Pace Analytical Services, LLC**
9800 Kincey Ave. Suite 100
Huntersville, NC 28078
(704)875-9092

## SAMPLE ANALYTE COUNT

Project: CPC HUNTERSVILLE
Pace Project No.: 92580642

| Lab ID | Sample ID | Method | Analysts | Analytes Reported | Laboratory |
|---|---|---|---|---|---|
| **92580642001** | **MW-64** | MADEP VPH | MAD | 6 | PASI-C |
| | | SM 6200B | SAS | 63 | PASI-C |
| **92580642002** | **MW-65D** | MADEP VPH | MAD | 6 | PASI-C |
| | | SM 6200B | SAS | 63 | PASI-C |
| **92580642003** | **MW-70** | MADEP VPH | MAD | 6 | PASI-C |
| | | SM 6200B | SAS | 63 | PASI-C |
| **92580642004** | **MW-75** | MADEP VPH | MAD | 6 | PASI-C |
| | | SM 6200B | SAS | 63 | PASI-C |
| **92580642005** | **MW-65** | MADEP VPH | MAD | 6 | PASI-C |
| | | SM 6200B | SAS | 63 | PASI-C |
| **92580642006** | **FB-1-20220103** | MADEP VPH | MAD | 6 | PASI-C |
| | | SM 6200B | SAS | 63 | PASI-C |
| **92580642007** | **DUP-1-20220103** | MADEP VPH | MAD | 6 | PASI-C |
| | | SM 6200B | SAS | 63 | PASI-C |
| **92580642008** | **MW-74** | MADEP VPH | MAD | 6 | PASI-C |
| | | SM 6200B | SAS | 63 | PASI-C |
| **92580642009** | **TRIP BLANK** | SM 6200B | SAS | 63 | PASI-C |

PASI-C = Pace Analytical Services - Charlotte



This report shall not be reproduced, except in full,
without the written consent of Pace Analytical Services, LLC.

**Pace Analytical Services, LLC**
9800 Kincey Ave. Suite 100
Huntersville, NC 28078
(704)875-9092

## ANALYTICAL RESULTS

Project: CPC HUNTERSVILLE
Pace Project No.: 92580642

**Sample: MW-64** **Lab ID: 92580642001** Collected: 01/03/22 12:10 Received: 01/03/22 17:30 Matrix: Water

| Parameters | Results | Units | Report Limit | MDL | DF | Prepared | Analyzed | CAS No. | Qual |
|---|---|---|---|---|---|---|---|---|---|
| **VPH NC Water** | Analytical Method: MADEP VPH<br>Pace Analytical Services - Charlotte | | | | | | | | |
| Total VPH (C5-C12) | ND | ug/L | 50.0 | 50.0 | 1 | | 01/05/22 19:56 | | N2 |
| Aliphatic (C05-C08) | ND | ug/L | 50.0 | 50.0 | 1 | | 01/05/22 19:56 | | N2 |
| Aliphatic(C09-C12) Adjusted | ND | ug/L | 50.0 | 50.0 | 1 | | 01/05/22 19:56 | | N2 |
| Aromatic (C09-C10) | ND | ug/L | 50.0 | 50.0 | 1 | | 01/05/22 19:56 | | N2 |
| ***Surrogates*** | | | | | | | | | |
| 4-Bromofluorobenzene (FID) (S) | 99 | % | 70-130 | | 1 | | 01/05/22 19:56 | 460-00-4 | |
| 4-Bromofluorobenzene (PID) (S) | 82 | % | 70-130 | | 1 | | 01/05/22 19:56 | 460-00-4 | |
| **6200B MSV** | Analytical Method: SM 6200B<br>Pace Analytical Services - Charlotte | | | | | | | | |
| Benzene | ND | ug/L | 0.50 | 0.34 | 1 | | 01/04/22 16:23 | 71-43-2 | |
| Bromobenzene | ND | ug/L | 0.50 | 0.29 | 1 | | 01/04/22 16:23 | 108-86-1 | |
| Bromochloromethane | ND | ug/L | 0.50 | 0.47 | 1 | | 01/04/22 16:23 | 74-97-5 | |
| Bromodichloromethane | ND | ug/L | 0.50 | 0.31 | 1 | | 01/04/22 16:23 | 75-27-4 | |
| Bromoform | ND | ug/L | 0.50 | 0.34 | 1 | | 01/04/22 16:23 | 75-25-2 | |
| Bromomethane | ND | ug/L | 5.0 | 1.7 | 1 | | 01/04/22 16:23 | 74-83-9 | |
| n-Butylbenzene | ND | ug/L | 0.50 | 0.49 | 1 | | 01/04/22 16:23 | 104-51-8 | |
| sec-Butylbenzene | ND | ug/L | 0.50 | 0.40 | 1 | | 01/04/22 16:23 | 135-98-8 | |
| tert-Butylbenzene | ND | ug/L | 0.50 | 0.32 | 1 | | 01/04/22 16:23 | 98-06-6 | |
| Carbon tetrachloride | ND | ug/L | 0.50 | 0.33 | 1 | | 01/04/22 16:23 | 56-23-5 | |
| Chlorobenzene | ND | ug/L | 0.50 | 0.28 | 1 | | 01/04/22 16:23 | 108-90-7 | |
| Chloroethane | ND | ug/L | 1.0 | 0.65 | 1 | | 01/04/22 16:23 | 75-00-3 | |
| Chloroform | **0.90** | ug/L | 0.50 | 0.35 | 1 | | 01/04/22 16:23 | 67-66-3 | |
| Chloromethane | ND | ug/L | 1.0 | 0.54 | 1 | | 01/04/22 16:23 | 74-87-3 | |
| 2-Chlorotoluene | ND | ug/L | 0.50 | 0.32 | 1 | | 01/04/22 16:23 | 95-49-8 | |
| 4-Chlorotoluene | ND | ug/L | 0.50 | 0.32 | 1 | | 01/04/22 16:23 | 106-43-4 | |
| 1,2-Dibromo-3-chloropropane | ND | ug/L | 1.0 | 0.34 | 1 | | 01/04/22 16:23 | 96-12-8 | |
| Dibromochloromethane | ND | ug/L | 0.50 | 0.36 | 1 | | 01/04/22 16:23 | 124-48-1 | |
| 1,2-Dibromoethane (EDB) | ND | ug/L | 0.50 | 0.27 | 1 | | 01/04/22 16:23 | 106-93-4 | |
| Dibromomethane | ND | ug/L | 0.50 | 0.39 | 1 | | 01/04/22 16:23 | 74-95-3 | |
| 1,2-Dichlorobenzene | ND | ug/L | 0.50 | 0.34 | 1 | | 01/04/22 16:23 | 95-50-1 | |
| 1,3-Dichlorobenzene | ND | ug/L | 0.50 | 0.34 | 1 | | 01/04/22 16:23 | 541-73-1 | |
| 1,4-Dichlorobenzene | ND | ug/L | 0.50 | 0.33 | 1 | | 01/04/22 16:23 | 106-46-7 | |
| Dichlorodifluoromethane | ND | ug/L | 0.50 | 0.35 | 1 | | 01/04/22 16:23 | 75-71-8 | |
| 1,1-Dichloroethane | ND | ug/L | 0.50 | 0.37 | 1 | | 01/04/22 16:23 | 75-34-3 | |
| 1,2-Dichloroethane | ND | ug/L | 0.50 | 0.32 | 1 | | 01/04/22 16:23 | 107-06-2 | |
| 1,1-Dichloroethene | ND | ug/L | 0.50 | 0.35 | 1 | | 01/04/22 16:23 | 75-35-4 | |
| cis-1,2-Dichloroethene | ND | ug/L | 0.50 | 0.38 | 1 | | 01/04/22 16:23 | 156-59-2 | |
| trans-1,2-Dichloroethene | ND | ug/L | 0.50 | 0.40 | 1 | | 01/04/22 16:23 | 156-60-5 | |
| 1,2-Dichloropropane | ND | ug/L | 0.50 | 0.36 | 1 | | 01/04/22 16:23 | 78-87-5 | |
| 1,3-Dichloropropane | ND | ug/L | 0.50 | 0.28 | 1 | | 01/04/22 16:23 | 142-28-9 | |
| 2,2-Dichloropropane | ND | ug/L | 0.50 | 0.39 | 1 | | 01/04/22 16:23 | 594-20-7 | |
| 1,1-Dichloropropene | ND | ug/L | 0.50 | 0.43 | 1 | | 01/04/22 16:23 | 563-58-6 | |
| cis-1,3-Dichloropropene | ND | ug/L | 0.50 | 0.36 | 1 | | 01/04/22 16:23 | 10061-01-5 | |
| trans-1,3-Dichloropropene | ND | ug/L | 0.50 | 0.36 | 1 | | 01/04/22 16:23 | 10061-02-6 | |

## REPORT OF LABORATORY ANALYSIS

This report shall not be reproduced, except in full,
without the written consent of Pace Analytical Services, LLC.

**Pace Analytical Services, LLC**
9800 Kincey Ave. Suite 100
Huntersville, NC 28078
(704)875-9092

## ANALYTICAL RESULTS

Project: CPC HUNTERSVILLE
Pace Project No.: 92580642

**Sample: MW-64** **Lab ID: 92580642001** Collected: 01/03/22 12:10 Received: 01/03/22 17:30 Matrix: Water

| Parameters | Results | Units | Report Limit | MDL | DF | Prepared | Analyzed | CAS No. | Qual |
|---|---|---|---|---|---|---|---|---|---|
| **6200B MSV** | Analytical Method: SM 6200B<br>Pace Analytical Services - Charlotte | | | | | | | | |
| Diisopropyl ether | ND | ug/L | 0.50 | 0.31 | 1 | | 01/04/22 16:23 | 108-20-3 | |
| Ethylbenzene | ND | ug/L | 0.50 | 0.30 | 1 | | 01/04/22 16:23 | 100-41-4 | |
| Hexachloro-1,3-butadiene | ND | ug/L | 2.0 | 1.5 | 1 | | 01/04/22 16:23 | 87-68-3 | |
| Isopropylbenzene (Cumene) | ND | ug/L | 0.50 | 0.33 | 1 | | 01/04/22 16:23 | 98-82-8 | |
| Methylene Chloride | ND | ug/L | 2.0 | 2.0 | 1 | | 01/04/22 16:23 | 75-09-2 | |
| Methyl-tert-butyl ether | ND | ug/L | 0.50 | 0.42 | 1 | | 01/04/22 16:23 | 1634-04-4 | |
| Naphthalene | ND | ug/L | 2.0 | 0.64 | 1 | | 01/04/22 16:23 | 91-20-3 | |
| n-Propylbenzene | ND | ug/L | 0.50 | 0.34 | 1 | | 01/04/22 16:23 | 103-65-1 | |
| Styrene | ND | ug/L | 0.50 | 0.29 | 1 | | 01/04/22 16:23 | 100-42-5 | |
| 1,1,1,2-Tetrachloroethane | ND | ug/L | 0.50 | 0.31 | 1 | | 01/04/22 16:23 | 630-20-6 | |
| 1,1,2,2-Tetrachloroethane | ND | ug/L | 0.50 | 0.22 | 1 | | 01/04/22 16:23 | 79-34-5 | |
| Tetrachloroethene | ND | ug/L | 0.50 | 0.29 | 1 | | 01/04/22 16:23 | 127-18-4 | |
| Toluene | ND | ug/L | 0.50 | 0.48 | 1 | | 01/04/22 16:23 | 108-88-3 | |
| 1,2,3-Trichlorobenzene | ND | ug/L | 2.0 | 0.81 | 1 | | 01/04/22 16:23 | 87-61-6 | |
| 1,2,4-Trichlorobenzene | ND | ug/L | 2.0 | 0.64 | 1 | | 01/04/22 16:23 | 120-82-1 | |
| 1,1,1-Trichloroethane | ND | ug/L | 0.50 | 0.33 | 1 | | 01/04/22 16:23 | 71-55-6 | |
| 1,1,2-Trichloroethane | ND | ug/L | 0.50 | 0.32 | 1 | | 01/04/22 16:23 | 79-00-5 | |
| Trichloroethene | ND | ug/L | 0.50 | 0.38 | 1 | | 01/04/22 16:23 | 79-01-6 | |
| Trichlorofluoromethane | ND | ug/L | 1.0 | 0.30 | 1 | | 01/04/22 16:23 | 75-69-4 | |
| 1,2,3-Trichloropropane | ND | ug/L | 0.50 | 0.26 | 1 | | 01/04/22 16:23 | 96-18-4 | |
| 1,2,4-Trimethylbenzene | ND | ug/L | 0.50 | 0.50 | 1 | | 01/04/22 16:23 | 95-63-6 | |
| 1,3,5-Trimethylbenzene | ND | ug/L | 0.50 | 0.33 | 1 | | 01/04/22 16:23 | 108-67-8 | |
| Vinyl chloride | ND | ug/L | 1.0 | 0.39 | 1 | | 01/04/22 16:23 | 75-01-4 | |
| m&p-Xylene | ND | ug/L | 1.0 | 0.71 | 1 | | 01/04/22 16:23 | 179601-23-1 | |
| o-Xylene | ND | ug/L | 0.50 | 0.34 | 1 | | 01/04/22 16:23 | 95-47-6 | |
| ***Surrogates*** | | | | | | | | | |
| 1,2-Dichloroethane-d4 (S) | 91 | % | 70-130 | | 1 | | 01/04/22 16:23 | 17060-07-0 | |
| 4-Bromofluorobenzene (S) | 98 | % | 70-130 | | 1 | | 01/04/22 16:23 | 460-00-4 | |
| Toluene-d8 (S) | 102 | % | 70-130 | | 1 | | 01/04/22 16:23 | 2037-26-5 | |

## REPORT OF LABORATORY ANALYSIS

This report shall not be reproduced, except in full,
without the written consent of Pace Analytical Services, LLC.

**Pace Analytical Services, LLC**
9800 Kincey Ave. Suite 100
Huntersville, NC 28078
(704)875-9092

## ANALYTICAL RESULTS

Project: CPC HUNTERSVILLE
Pace Project No.: 92580642

**Sample: MW-65D** **Lab ID: 92580642002** Collected: 01/03/22 12:35 Received: 01/03/22 17:30 Matrix: Water

| Parameters | Results | Units | Report Limit | MDL | DF | Prepared | Analyzed | CAS No. | Qual |
|---|---|---|---|---|---|---|---|---|---|
| **VPH NC Water** | Analytical Method: MADEP VPH<br>Pace Analytical Services - Charlotte | | | | | | | | |
| Total VPH (C5-C12) | ND | ug/L | 50.0 | 50.0 | 1 | | 01/05/22 20:24 | | N2 |
| Aliphatic (C05-C08) | ND | ug/L | 50.0 | 50.0 | 1 | | 01/05/22 20:24 | | N2 |
| Aliphatic(C09-C12) Adjusted | ND | ug/L | 50.0 | 50.0 | 1 | | 01/05/22 20:24 | | N2 |
| Aromatic (C09-C10) | ND | ug/L | 50.0 | 50.0 | 1 | | 01/05/22 20:24 | | N2 |
| ***Surrogates*** | | | | | | | | | |
| 4-Bromofluorobenzene (FID) (S) | 100 | % | 70-130 | | 1 | | 01/05/22 20:24 | 460-00-4 | |
| 4-Bromofluorobenzene (PID) (S) | 83 | % | 70-130 | | 1 | | 01/05/22 20:24 | 460-00-4 | |
| **6200B MSV** | Analytical Method: SM 6200B<br>Pace Analytical Services - Charlotte | | | | | | | | |
| Benzene | ND | ug/L | 0.50 | 0.34 | 1 | | 01/04/22 16:41 | 71-43-2 | |
| Bromobenzene | ND | ug/L | 0.50 | 0.29 | 1 | | 01/04/22 16:41 | 108-86-1 | |
| Bromochloromethane | ND | ug/L | 0.50 | 0.47 | 1 | | 01/04/22 16:41 | 74-97-5 | |
| Bromodichloromethane | ND | ug/L | 0.50 | 0.31 | 1 | | 01/04/22 16:41 | 75-27-4 | |
| Bromoform | ND | ug/L | 0.50 | 0.34 | 1 | | 01/04/22 16:41 | 75-25-2 | |
| Bromomethane | ND | ug/L | 5.0 | 1.7 | 1 | | 01/04/22 16:41 | 74-83-9 | |
| n-Butylbenzene | ND | ug/L | 0.50 | 0.49 | 1 | | 01/04/22 16:41 | 104-51-8 | |
| sec-Butylbenzene | ND | ug/L | 0.50 | 0.40 | 1 | | 01/04/22 16:41 | 135-98-8 | |
| tert-Butylbenzene | ND | ug/L | 0.50 | 0.32 | 1 | | 01/04/22 16:41 | 98-06-6 | |
| Carbon tetrachloride | ND | ug/L | 0.50 | 0.33 | 1 | | 01/04/22 16:41 | 56-23-5 | |
| Chlorobenzene | ND | ug/L | 0.50 | 0.28 | 1 | | 01/04/22 16:41 | 108-90-7 | |
| Chloroethane | ND | ug/L | 1.0 | 0.65 | 1 | | 01/04/22 16:41 | 75-00-3 | |
| Chloroform | ND | ug/L | 0.50 | 0.35 | 1 | | 01/04/22 16:41 | 67-66-3 | |
| Chloromethane | ND | ug/L | 1.0 | 0.54 | 1 | | 01/04/22 16:41 | 74-87-3 | |
| 2-Chlorotoluene | ND | ug/L | 0.50 | 0.32 | 1 | | 01/04/22 16:41 | 95-49-8 | |
| 4-Chlorotoluene | ND | ug/L | 0.50 | 0.32 | 1 | | 01/04/22 16:41 | 106-43-4 | |
| 1,2-Dibromo-3-chloropropane | ND | ug/L | 1.0 | 0.34 | 1 | | 01/04/22 16:41 | 96-12-8 | |
| Dibromochloromethane | ND | ug/L | 0.50 | 0.36 | 1 | | 01/04/22 16:41 | 124-48-1 | |
| 1,2-Dibromoethane (EDB) | ND | ug/L | 0.50 | 0.27 | 1 | | 01/04/22 16:41 | 106-93-4 | |
| Dibromomethane | ND | ug/L | 0.50 | 0.39 | 1 | | 01/04/22 16:41 | 74-95-3 | |
| 1,2-Dichlorobenzene | ND | ug/L | 0.50 | 0.34 | 1 | | 01/04/22 16:41 | 95-50-1 | |
| 1,3-Dichlorobenzene | ND | ug/L | 0.50 | 0.34 | 1 | | 01/04/22 16:41 | 541-73-1 | |
| 1,4-Dichlorobenzene | ND | ug/L | 0.50 | 0.33 | 1 | | 01/04/22 16:41 | 106-46-7 | |
| Dichlorodifluoromethane | ND | ug/L | 0.50 | 0.35 | 1 | | 01/04/22 16:41 | 75-71-8 | |
| 1,1-Dichloroethane | ND | ug/L | 0.50 | 0.37 | 1 | | 01/04/22 16:41 | 75-34-3 | |
| 1,2-Dichloroethane | ND | ug/L | 0.50 | 0.32 | 1 | | 01/04/22 16:41 | 107-06-2 | |
| 1,1-Dichloroethene | ND | ug/L | 0.50 | 0.35 | 1 | | 01/04/22 16:41 | 75-35-4 | |
| cis-1,2-Dichloroethene | ND | ug/L | 0.50 | 0.38 | 1 | | 01/04/22 16:41 | 156-59-2 | |
| trans-1,2-Dichloroethene | ND | ug/L | 0.50 | 0.40 | 1 | | 01/04/22 16:41 | 156-60-5 | |
| 1,2-Dichloropropane | ND | ug/L | 0.50 | 0.36 | 1 | | 01/04/22 16:41 | 78-87-5 | |
| 1,3-Dichloropropane | ND | ug/L | 0.50 | 0.28 | 1 | | 01/04/22 16:41 | 142-28-9 | |
| 2,2-Dichloropropane | ND | ug/L | 0.50 | 0.39 | 1 | | 01/04/22 16:41 | 594-20-7 | |
| 1,1-Dichloropropene | ND | ug/L | 0.50 | 0.43 | 1 | | 01/04/22 16:41 | 563-58-6 | |
| cis-1,3-Dichloropropene | ND | ug/L | 0.50 | 0.36 | 1 | | 01/04/22 16:41 | 10061-01-5 | |
| trans-1,3-Dichloropropene | ND | ug/L | 0.50 | 0.36 | 1 | | 01/04/22 16:41 | 10061-02-6 | |

## REPORT OF LABORATORY ANALYSIS

This report shall not be reproduced, except in full,
without the written consent of Pace Analytical Services, LLC.

**Pace Analytical Services, LLC**
9800 Kincey Ave. Suite 100
Huntersville, NC 28078
(704)875-9092

## ANALYTICAL RESULTS

Project: CPC HUNTERSVILLE
Pace Project No.: 92580642

**Sample: MW-65D** **Lab ID: 92580642002** Collected: 01/03/22 12:35 Received: 01/03/22 17:30 Matrix: Water

| Parameters | Results | Units | Report Limit | MDL | DF | Prepared | Analyzed | CAS No. | Qual |
|---|---|---|---|---|---|---|---|---|---|
| **6200B MSV** | Analytical Method: SM 6200B<br>Pace Analytical Services - Charlotte | | | | | | | | |
| Diisopropyl ether | ND | ug/L | 0.50 | 0.31 | 1 | | 01/04/22 16:41 | 108-20-3 | |
| Ethylbenzene | ND | ug/L | 0.50 | 0.30 | 1 | | 01/04/22 16:41 | 100-41-4 | |
| Hexachloro-1,3-butadiene | ND | ug/L | 2.0 | 1.5 | 1 | | 01/04/22 16:41 | 87-68-3 | |
| Isopropylbenzene (Cumene) | ND | ug/L | 0.50 | 0.33 | 1 | | 01/04/22 16:41 | 98-82-8 | |
| Methylene Chloride | ND | ug/L | 2.0 | 2.0 | 1 | | 01/04/22 16:41 | 75-09-2 | |
| Methyl-tert-butyl ether | ND | ug/L | 0.50 | 0.42 | 1 | | 01/04/22 16:41 | 1634-04-4 | |
| Naphthalene | ND | ug/L | 2.0 | 0.64 | 1 | | 01/04/22 16:41 | 91-20-3 | |
| n-Propylbenzene | ND | ug/L | 0.50 | 0.34 | 1 | | 01/04/22 16:41 | 103-65-1 | |
| Styrene | ND | ug/L | 0.50 | 0.29 | 1 | | 01/04/22 16:41 | 100-42-5 | |
| 1,1,1,2-Tetrachloroethane | ND | ug/L | 0.50 | 0.31 | 1 | | 01/04/22 16:41 | 630-20-6 | |
| 1,1,2,2-Tetrachloroethane | ND | ug/L | 0.50 | 0.22 | 1 | | 01/04/22 16:41 | 79-34-5 | |
| Tetrachloroethene | ND | ug/L | 0.50 | 0.29 | 1 | | 01/04/22 16:41 | 127-18-4 | |
| Toluene | ND | ug/L | 0.50 | 0.48 | 1 | | 01/04/22 16:41 | 108-88-3 | |
| 1,2,3-Trichlorobenzene | ND | ug/L | 2.0 | 0.81 | 1 | | 01/04/22 16:41 | 87-61-6 | |
| 1,2,4-Trichlorobenzene | ND | ug/L | 2.0 | 0.64 | 1 | | 01/04/22 16:41 | 120-82-1 | |
| 1,1,1-Trichloroethane | ND | ug/L | 0.50 | 0.33 | 1 | | 01/04/22 16:41 | 71-55-6 | |
| 1,1,2-Trichloroethane | ND | ug/L | 0.50 | 0.32 | 1 | | 01/04/22 16:41 | 79-00-5 | |
| Trichloroethene | ND | ug/L | 0.50 | 0.38 | 1 | | 01/04/22 16:41 | 79-01-6 | |
| Trichlorofluoromethane | ND | ug/L | 1.0 | 0.30 | 1 | | 01/04/22 16:41 | 75-69-4 | |
| 1,2,3-Trichloropropane | ND | ug/L | 0.50 | 0.26 | 1 | | 01/04/22 16:41 | 96-18-4 | |
| 1,2,4-Trimethylbenzene | ND | ug/L | 0.50 | 0.50 | 1 | | 01/04/22 16:41 | 95-63-6 | |
| 1,3,5-Trimethylbenzene | ND | ug/L | 0.50 | 0.33 | 1 | | 01/04/22 16:41 | 108-67-8 | |
| Vinyl chloride | ND | ug/L | 1.0 | 0.39 | 1 | | 01/04/22 16:41 | 75-01-4 | |
| m&p-Xylene | ND | ug/L | 1.0 | 0.71 | 1 | | 01/04/22 16:41 | 179601-23-1 | |
| o-Xylene | ND | ug/L | 0.50 | 0.34 | 1 | | 01/04/22 16:41 | 95-47-6 | |
| ***Surrogates*** | | | | | | | | | |
| 1,2-Dichloroethane-d4 (S) | 91 | % | 70-130 | | 1 | | 01/04/22 16:41 | 17060-07-0 | |
| 4-Bromofluorobenzene (S) | 97 | % | 70-130 | | 1 | | 01/04/22 16:41 | 460-00-4 | |
| Toluene-d8 (S) | 102 | % | 70-130 | | 1 | | 01/04/22 16:41 | 2037-26-5 | |

## REPORT OF LABORATORY ANALYSIS

This report shall not be reproduced, except in full,
without the written consent of Pace Analytical Services, LLC.

**Pace Analytical Services, LLC**
9800 Kincey Ave. Suite 100
Huntersville, NC 28078
(704)875-9092

## ANALYTICAL RESULTS

Project: CPC HUNTERSVILLE
Pace Project No.: 92580642

**Sample: MW-70** **Lab ID: 92580642003** Collected: 01/03/22 13:35 Received: 01/03/22 17:30 Matrix: Water

| Parameters | Results | Units | Report Limit | MDL | DF | Prepared | Analyzed | CAS No. | Qual |
|---|---|---|---|---|---|---|---|---|---|
| **VPH NC Water** | Analytical Method: MADEP VPH<br>Pace Analytical Services - Charlotte | | | | | | | | |
| Total VPH (C5-C12) | ND | ug/L | 50.0 | 50.0 | 1 | | 01/05/22 20:52 | | N2 |
| Aliphatic (C05-C08) | ND | ug/L | 50.0 | 50.0 | 1 | | 01/05/22 20:52 | | N2 |
| Aliphatic(C09-C12) Adjusted | ND | ug/L | 50.0 | 50.0 | 1 | | 01/05/22 20:52 | | N2 |
| Aromatic (C09-C10) | ND | ug/L | 50.0 | 50.0 | 1 | | 01/05/22 20:52 | | N2 |
| ***Surrogates*** | | | | | | | | | |
| 4-Bromofluorobenzene (FID) (S) | 100 | % | 70-130 | | 1 | | 01/05/22 20:52 | 460-00-4 | |
| 4-Bromofluorobenzene (PID) (S) | 84 | % | 70-130 | | 1 | | 01/05/22 20:52 | 460-00-4 | |
| **6200B MSV** | Analytical Method: SM 6200B<br>Pace Analytical Services - Charlotte | | | | | | | | |
| Benzene | ND | ug/L | 0.50 | 0.34 | 1 | | 01/04/22 16:59 | 71-43-2 | |
| Bromobenzene | ND | ug/L | 0.50 | 0.29 | 1 | | 01/04/22 16:59 | 108-86-1 | |
| Bromochloromethane | ND | ug/L | 0.50 | 0.47 | 1 | | 01/04/22 16:59 | 74-97-5 | |
| Bromodichloromethane | ND | ug/L | 0.50 | 0.31 | 1 | | 01/04/22 16:59 | 75-27-4 | |
| Bromoform | ND | ug/L | 0.50 | 0.34 | 1 | | 01/04/22 16:59 | 75-25-2 | |
| Bromomethane | ND | ug/L | 5.0 | 1.7 | 1 | | 01/04/22 16:59 | 74-83-9 | |
| n-Butylbenzene | ND | ug/L | 0.50 | 0.49 | 1 | | 01/04/22 16:59 | 104-51-8 | |
| sec-Butylbenzene | ND | ug/L | 0.50 | 0.40 | 1 | | 01/04/22 16:59 | 135-98-8 | |
| tert-Butylbenzene | ND | ug/L | 0.50 | 0.32 | 1 | | 01/04/22 16:59 | 98-06-6 | |
| Carbon tetrachloride | ND | ug/L | 0.50 | 0.33 | 1 | | 01/04/22 16:59 | 56-23-5 | |
| Chlorobenzene | ND | ug/L | 0.50 | 0.28 | 1 | | 01/04/22 16:59 | 108-90-7 | |
| Chloroethane | ND | ug/L | 1.0 | 0.65 | 1 | | 01/04/22 16:59 | 75-00-3 | |
| Chloroform | ND | ug/L | 0.50 | 0.35 | 1 | | 01/04/22 16:59 | 67-66-3 | |
| Chloromethane | ND | ug/L | 1.0 | 0.54 | 1 | | 01/04/22 16:59 | 74-87-3 | |
| 2-Chlorotoluene | ND | ug/L | 0.50 | 0.32 | 1 | | 01/04/22 16:59 | 95-49-8 | |
| 4-Chlorotoluene | ND | ug/L | 0.50 | 0.32 | 1 | | 01/04/22 16:59 | 106-43-4 | |
| 1,2-Dibromo-3-chloropropane | ND | ug/L | 1.0 | 0.34 | 1 | | 01/04/22 16:59 | 96-12-8 | |
| Dibromochloromethane | ND | ug/L | 0.50 | 0.36 | 1 | | 01/04/22 16:59 | 124-48-1 | |
| 1,2-Dibromoethane (EDB) | ND | ug/L | 0.50 | 0.27 | 1 | | 01/04/22 16:59 | 106-93-4 | |
| Dibromomethane | ND | ug/L | 0.50 | 0.39 | 1 | | 01/04/22 16:59 | 74-95-3 | |
| 1,2-Dichlorobenzene | ND | ug/L | 0.50 | 0.34 | 1 | | 01/04/22 16:59 | 95-50-1 | |
| 1,3-Dichlorobenzene | ND | ug/L | 0.50 | 0.34 | 1 | | 01/04/22 16:59 | 541-73-1 | |
| 1,4-Dichlorobenzene | ND | ug/L | 0.50 | 0.33 | 1 | | 01/04/22 16:59 | 106-46-7 | |
| Dichlorodifluoromethane | ND | ug/L | 0.50 | 0.35 | 1 | | 01/04/22 16:59 | 75-71-8 | |
| 1,1-Dichloroethane | ND | ug/L | 0.50 | 0.37 | 1 | | 01/04/22 16:59 | 75-34-3 | |
| 1,2-Dichloroethane | ND | ug/L | 0.50 | 0.32 | 1 | | 01/04/22 16:59 | 107-06-2 | |
| 1,1-Dichloroethene | ND | ug/L | 0.50 | 0.35 | 1 | | 01/04/22 16:59 | 75-35-4 | |
| cis-1,2-Dichloroethene | ND | ug/L | 0.50 | 0.38 | 1 | | 01/04/22 16:59 | 156-59-2 | |
| trans-1,2-Dichloroethene | ND | ug/L | 0.50 | 0.40 | 1 | | 01/04/22 16:59 | 156-60-5 | |
| 1,2-Dichloropropane | ND | ug/L | 0.50 | 0.36 | 1 | | 01/04/22 16:59 | 78-87-5 | |
| 1,3-Dichloropropane | ND | ug/L | 0.50 | 0.28 | 1 | | 01/04/22 16:59 | 142-28-9 | |
| 2,2-Dichloropropane | ND | ug/L | 0.50 | 0.39 | 1 | | 01/04/22 16:59 | 594-20-7 | |
| 1,1-Dichloropropene | ND | ug/L | 0.50 | 0.43 | 1 | | 01/04/22 16:59 | 563-58-6 | |
| cis-1,3-Dichloropropene | ND | ug/L | 0.50 | 0.36 | 1 | | 01/04/22 16:59 | 10061-01-5 | |
| trans-1,3-Dichloropropene | ND | ug/L | 0.50 | 0.36 | 1 | | 01/04/22 16:59 | 10061-02-6 | |

## REPORT OF LABORATORY ANALYSIS

This report shall not be reproduced, except in full,
without the written consent of Pace Analytical Services, LLC.

**Pace Analytical Services, LLC**
9800 Kincey Ave. Suite 100
Huntersville, NC 28078
(704)875-9092

## ANALYTICAL RESULTS

Project: CPC HUNTERSVILLE
Pace Project No.: 92580642

**Sample: MW-70** **Lab ID: 92580642003** Collected: 01/03/22 13:35 Received: 01/03/22 17:30 Matrix: Water

| Parameters | Results | Units | Report Limit | MDL | DF | Prepared | Analyzed | CAS No. | Qual |
|---|---|---|---|---|---|---|---|---|---|
| **6200B MSV** | Analytical Method: SM 6200B<br>Pace Analytical Services - Charlotte | | | | | | | | |
| Diisopropyl ether | ND | ug/L | 0.50 | 0.31 | 1 | | 01/04/22 16:59 | 108-20-3 | |
| Ethylbenzene | ND | ug/L | 0.50 | 0.30 | 1 | | 01/04/22 16:59 | 100-41-4 | |
| Hexachloro-1,3-butadiene | ND | ug/L | 2.0 | 1.5 | 1 | | 01/04/22 16:59 | 87-68-3 | |
| Isopropylbenzene (Cumene) | ND | ug/L | 0.50 | 0.33 | 1 | | 01/04/22 16:59 | 98-82-8 | |
| Methylene Chloride | ND | ug/L | 2.0 | 2.0 | 1 | | 01/04/22 16:59 | 75-09-2 | |
| Methyl-tert-butyl ether | ND | ug/L | 0.50 | 0.42 | 1 | | 01/04/22 16:59 | 1634-04-4 | |
| Naphthalene | ND | ug/L | 2.0 | 0.64 | 1 | | 01/04/22 16:59 | 91-20-3 | |
| n-Propylbenzene | ND | ug/L | 0.50 | 0.34 | 1 | | 01/04/22 16:59 | 103-65-1 | |
| Styrene | ND | ug/L | 0.50 | 0.29 | 1 | | 01/04/22 16:59 | 100-42-5 | |
| 1,1,1,2-Tetrachloroethane | ND | ug/L | 0.50 | 0.31 | 1 | | 01/04/22 16:59 | 630-20-6 | |
| 1,1,2,2-Tetrachloroethane | ND | ug/L | 0.50 | 0.22 | 1 | | 01/04/22 16:59 | 79-34-5 | |
| Tetrachloroethene | ND | ug/L | 0.50 | 0.29 | 1 | | 01/04/22 16:59 | 127-18-4 | |
| Toluene | ND | ug/L | 0.50 | 0.48 | 1 | | 01/04/22 16:59 | 108-88-3 | |
| 1,2,3-Trichlorobenzene | ND | ug/L | 2.0 | 0.81 | 1 | | 01/04/22 16:59 | 87-61-6 | |
| 1,2,4-Trichlorobenzene | ND | ug/L | 2.0 | 0.64 | 1 | | 01/04/22 16:59 | 120-82-1 | |
| 1,1,1-Trichloroethane | ND | ug/L | 0.50 | 0.33 | 1 | | 01/04/22 16:59 | 71-55-6 | |
| 1,1,2-Trichloroethane | ND | ug/L | 0.50 | 0.32 | 1 | | 01/04/22 16:59 | 79-00-5 | |
| Trichloroethene | ND | ug/L | 0.50 | 0.38 | 1 | | 01/04/22 16:59 | 79-01-6 | |
| Trichlorofluoromethane | ND | ug/L | 1.0 | 0.30 | 1 | | 01/04/22 16:59 | 75-69-4 | |
| 1,2,3-Trichloropropane | ND | ug/L | 0.50 | 0.26 | 1 | | 01/04/22 16:59 | 96-18-4 | |
| 1,2,4-Trimethylbenzene | ND | ug/L | 0.50 | 0.50 | 1 | | 01/04/22 16:59 | 95-63-6 | |
| 1,3,5-Trimethylbenzene | ND | ug/L | 0.50 | 0.33 | 1 | | 01/04/22 16:59 | 108-67-8 | |
| Vinyl chloride | ND | ug/L | 1.0 | 0.39 | 1 | | 01/04/22 16:59 | 75-01-4 | |
| m&p-Xylene | ND | ug/L | 1.0 | 0.71 | 1 | | 01/04/22 16:59 | 179601-23-1 | |
| o-Xylene | ND | ug/L | 0.50 | 0.34 | 1 | | 01/04/22 16:59 | 95-47-6 | |
| ***Surrogates*** | | | | | | | | | |
| 1,2-Dichloroethane-d4 (S) | 90 | % | 70-130 | | 1 | | 01/04/22 16:59 | 17060-07-0 | |
| 4-Bromofluorobenzene (S) | 97 | % | 70-130 | | 1 | | 01/04/22 16:59 | 460-00-4 | |
| Toluene-d8 (S) | 101 | % | 70-130 | | 1 | | 01/04/22 16:59 | 2037-26-5 | |

## REPORT OF LABORATORY ANALYSIS

This report shall not be reproduced, except in full,
without the written consent of Pace Analytical Services, LLC.

**Pace Analytical Services, LLC**
9800 Kincey Ave. Suite 100
Huntersville, NC 28078
(704)875-9092

## ANALYTICAL RESULTS

Project: CPC HUNTERSVILLE
Pace Project No.: 92580642

**Sample: MW-75** **Lab ID: 92580642004** Collected: 01/03/22 14:55 Received: 01/03/22 17:30 Matrix: Water

| Parameters | Results | Units | Report Limit | MDL | DF | Prepared | Analyzed | CAS No. | Qual |
|---|---|---|---|---|---|---|---|---|---|
| **VPH NC Water** | Analytical Method: MADEP VPH<br>Pace Analytical Services - Charlotte | | | | | | | | |
| Total VPH (C5-C12) | ND | ug/L | 50.0 | 50.0 | 1 | | 01/05/22 21:21 | | N2 |
| Aliphatic (C05-C08) | ND | ug/L | 50.0 | 50.0 | 1 | | 01/05/22 21:21 | | N2 |
| Aliphatic(C09-C12) Adjusted | ND | ug/L | 50.0 | 50.0 | 1 | | 01/05/22 21:21 | | N2 |
| Aromatic (C09-C10) | ND | ug/L | 50.0 | 50.0 | 1 | | 01/05/22 21:21 | | N2 |
| ***Surrogates*** | | | | | | | | | |
| 4-Bromofluorobenzene (FID) (S) | 101 | % | 70-130 | | 1 | | 01/05/22 21:21 | 460-00-4 | |
| 4-Bromofluorobenzene (PID) (S) | 84 | % | 70-130 | | 1 | | 01/05/22 21:21 | 460-00-4 | |
| **6200B MSV** | Analytical Method: SM 6200B<br>Pace Analytical Services - Charlotte | | | | | | | | |
| Benzene | ND | ug/L | 0.50 | 0.34 | 1 | | 01/04/22 14:54 | 71-43-2 | |
| Bromobenzene | ND | ug/L | 0.50 | 0.29 | 1 | | 01/04/22 14:54 | 108-86-1 | |
| Bromochloromethane | ND | ug/L | 0.50 | 0.47 | 1 | | 01/04/22 14:54 | 74-97-5 | |
| Bromodichloromethane | ND | ug/L | 0.50 | 0.31 | 1 | | 01/04/22 14:54 | 75-27-4 | |
| Bromoform | ND | ug/L | 0.50 | 0.34 | 1 | | 01/04/22 14:54 | 75-25-2 | |
| Bromomethane | ND | ug/L | 5.0 | 1.7 | 1 | | 01/04/22 14:54 | 74-83-9 | |
| n-Butylbenzene | ND | ug/L | 0.50 | 0.49 | 1 | | 01/04/22 14:54 | 104-51-8 | |
| sec-Butylbenzene | ND | ug/L | 0.50 | 0.40 | 1 | | 01/04/22 14:54 | 135-98-8 | |
| tert-Butylbenzene | ND | ug/L | 0.50 | 0.32 | 1 | | 01/04/22 14:54 | 98-06-6 | |
| Carbon tetrachloride | ND | ug/L | 0.50 | 0.33 | 1 | | 01/04/22 14:54 | 56-23-5 | |
| Chlorobenzene | ND | ug/L | 0.50 | 0.28 | 1 | | 01/04/22 14:54 | 108-90-7 | |
| Chloroethane | ND | ug/L | 1.0 | 0.65 | 1 | | 01/04/22 14:54 | 75-00-3 | |
| Chloroform | ND | ug/L | 0.50 | 0.35 | 1 | | 01/04/22 14:54 | 67-66-3 | |
| Chloromethane | ND | ug/L | 1.0 | 0.54 | 1 | | 01/04/22 14:54 | 74-87-3 | |
| 2-Chlorotoluene | ND | ug/L | 0.50 | 0.32 | 1 | | 01/04/22 14:54 | 95-49-8 | |
| 4-Chlorotoluene | ND | ug/L | 0.50 | 0.32 | 1 | | 01/04/22 14:54 | 106-43-4 | |
| 1,2-Dibromo-3-chloropropane | ND | ug/L | 1.0 | 0.34 | 1 | | 01/04/22 14:54 | 96-12-8 | |
| Dibromochloromethane | ND | ug/L | 0.50 | 0.36 | 1 | | 01/04/22 14:54 | 124-48-1 | |
| 1,2-Dibromoethane (EDB) | ND | ug/L | 0.50 | 0.27 | 1 | | 01/04/22 14:54 | 106-93-4 | |
| Dibromomethane | ND | ug/L | 0.50 | 0.39 | 1 | | 01/04/22 14:54 | 74-95-3 | |
| 1,2-Dichlorobenzene | ND | ug/L | 0.50 | 0.34 | 1 | | 01/04/22 14:54 | 95-50-1 | |
| 1,3-Dichlorobenzene | ND | ug/L | 0.50 | 0.34 | 1 | | 01/04/22 14:54 | 541-73-1 | |
| 1,4-Dichlorobenzene | ND | ug/L | 0.50 | 0.33 | 1 | | 01/04/22 14:54 | 106-46-7 | |
| Dichlorodifluoromethane | ND | ug/L | 0.50 | 0.35 | 1 | | 01/04/22 14:54 | 75-71-8 | |
| 1,1-Dichloroethane | ND | ug/L | 0.50 | 0.37 | 1 | | 01/04/22 14:54 | 75-34-3 | |
| 1,2-Dichloroethane | ND | ug/L | 0.50 | 0.32 | 1 | | 01/04/22 14:54 | 107-06-2 | |
| 1,1-Dichloroethene | ND | ug/L | 0.50 | 0.35 | 1 | | 01/04/22 14:54 | 75-35-4 | |
| cis-1,2-Dichloroethene | ND | ug/L | 0.50 | 0.38 | 1 | | 01/04/22 14:54 | 156-59-2 | |
| trans-1,2-Dichloroethene | ND | ug/L | 0.50 | 0.40 | 1 | | 01/04/22 14:54 | 156-60-5 | |
| 1,2-Dichloropropane | ND | ug/L | 0.50 | 0.36 | 1 | | 01/04/22 14:54 | 78-87-5 | |
| 1,3-Dichloropropane | ND | ug/L | 0.50 | 0.28 | 1 | | 01/04/22 14:54 | 142-28-9 | |
| 2,2-Dichloropropane | ND | ug/L | 0.50 | 0.39 | 1 | | 01/04/22 14:54 | 594-20-7 | |
| 1,1-Dichloropropene | ND | ug/L | 0.50 | 0.43 | 1 | | 01/04/22 14:54 | 563-58-6 | |
| cis-1,3-Dichloropropene | ND | ug/L | 0.50 | 0.36 | 1 | | 01/04/22 14:54 | 10061-01-5 | |
| trans-1,3-Dichloropropene | ND | ug/L | 0.50 | 0.36 | 1 | | 01/04/22 14:54 | 10061-02-6 | |

## REPORT OF LABORATORY ANALYSIS

This report shall not be reproduced, except in full,
without the written consent of Pace Analytical Services, LLC.

**Pace Analytical Services, LLC**
9800 Kincey Ave. Suite 100
Huntersville, NC 28078
(704)875-9092

## ANALYTICAL RESULTS

Project: CPC HUNTERSVILLE
Pace Project No.: 92580642

**Sample: MW-75** **Lab ID: 92580642004** Collected: 01/03/22 14:55 Received: 01/03/22 17:30 Matrix: Water

| Parameters | Results | Units | Report Limit | MDL | DF | Prepared | Analyzed | CAS No. | Qual |
|---|---|---|---|---|---|---|---|---|---|
| **6200B MSV** | Analytical Method: SM 6200B<br>Pace Analytical Services - Charlotte | | | | | | | | |
| Diisopropyl ether | ND | ug/L | 0.50 | 0.31 | 1 | | 01/04/22 14:54 | 108-20-3 | |
| Ethylbenzene | ND | ug/L | 0.50 | 0.30 | 1 | | 01/04/22 14:54 | 100-41-4 | |
| Hexachloro-1,3-butadiene | ND | ug/L | 2.0 | 1.5 | 1 | | 01/04/22 14:54 | 87-68-3 | |
| Isopropylbenzene (Cumene) | ND | ug/L | 0.50 | 0.33 | 1 | | 01/04/22 14:54 | 98-82-8 | |
| Methylene Chloride | ND | ug/L | 2.0 | 2.0 | 1 | | 01/04/22 14:54 | 75-09-2 | |
| Methyl-tert-butyl ether | ND | ug/L | 0.50 | 0.42 | 1 | | 01/04/22 14:54 | 1634-04-4 | |
| Naphthalene | ND | ug/L | 2.0 | 0.64 | 1 | | 01/04/22 14:54 | 91-20-3 | |
| n-Propylbenzene | ND | ug/L | 0.50 | 0.34 | 1 | | 01/04/22 14:54 | 103-65-1 | |
| Styrene | ND | ug/L | 0.50 | 0.29 | 1 | | 01/04/22 14:54 | 100-42-5 | |
| 1,1,1,2-Tetrachloroethane | ND | ug/L | 0.50 | 0.31 | 1 | | 01/04/22 14:54 | 630-20-6 | |
| 1,1,2,2-Tetrachloroethane | ND | ug/L | 0.50 | 0.22 | 1 | | 01/04/22 14:54 | 79-34-5 | |
| Tetrachloroethene | ND | ug/L | 0.50 | 0.29 | 1 | | 01/04/22 14:54 | 127-18-4 | |
| Toluene | ND | ug/L | 0.50 | 0.48 | 1 | | 01/04/22 14:54 | 108-88-3 | |
| 1,2,3-Trichlorobenzene | ND | ug/L | 2.0 | 0.81 | 1 | | 01/04/22 14:54 | 87-61-6 | |
| 1,2,4-Trichlorobenzene | ND | ug/L | 2.0 | 0.64 | 1 | | 01/04/22 14:54 | 120-82-1 | |
| 1,1,1-Trichloroethane | ND | ug/L | 0.50 | 0.33 | 1 | | 01/04/22 14:54 | 71-55-6 | |
| 1,1,2-Trichloroethane | ND | ug/L | 0.50 | 0.32 | 1 | | 01/04/22 14:54 | 79-00-5 | |
| Trichloroethene | ND | ug/L | 0.50 | 0.38 | 1 | | 01/04/22 14:54 | 79-01-6 | |
| Trichlorofluoromethane | ND | ug/L | 1.0 | 0.30 | 1 | | 01/04/22 14:54 | 75-69-4 | |
| 1,2,3-Trichloropropane | ND | ug/L | 0.50 | 0.26 | 1 | | 01/04/22 14:54 | 96-18-4 | |
| 1,2,4-Trimethylbenzene | ND | ug/L | 0.50 | 0.50 | 1 | | 01/04/22 14:54 | 95-63-6 | |
| 1,3,5-Trimethylbenzene | ND | ug/L | 0.50 | 0.33 | 1 | | 01/04/22 14:54 | 108-67-8 | |
| Vinyl chloride | ND | ug/L | 1.0 | 0.39 | 1 | | 01/04/22 14:54 | 75-01-4 | |
| m&p-Xylene | ND | ug/L | 1.0 | 0.71 | 1 | | 01/04/22 14:54 | 179601-23-1 | |
| o-Xylene | ND | ug/L | 0.50 | 0.34 | 1 | | 01/04/22 14:54 | 95-47-6 | |
| ***Surrogates*** | | | | | | | | | |
| 1,2-Dichloroethane-d4 (S) | 91 | % | 70-130 | | 1 | | 01/04/22 14:54 | 17060-07-0 | |
| 4-Bromofluorobenzene (S) | 95 | % | 70-130 | | 1 | | 01/04/22 14:54 | 460-00-4 | |
| Toluene-d8 (S) | 102 | % | 70-130 | | 1 | | 01/04/22 14:54 | 2037-26-5 | |

## REPORT OF LABORATORY ANALYSIS

This report shall not be reproduced, except in full,
without the written consent of Pace Analytical Services, LLC.

**Pace Analytical Services, LLC**
9800 Kincey Ave. Suite 100
Huntersville, NC 28078
(704)875-9092

## ANALYTICAL RESULTS

Project: CPC HUNTERSVILLE
Pace Project No.: 92580642

**Sample: MW-65** **Lab ID: 92580642005** Collected: 01/03/22 14:35 Received: 01/03/22 17:30 Matrix: Water

| Parameters | Results | Units | Report Limit | MDL | DF | Prepared | Analyzed | CAS No. | Qual |
|---|---|---|---|---|---|---|---|---|---|
| **VPH NC Water** | Analytical Method: MADEP VPH<br>Pace Analytical Services - Charlotte | | | | | | | | |
| Total VPH (C5-C12) | ND | ug/L | 50.0 | 50.0 | 1 | | 01/05/22 21:49 | | N2 |
| Aliphatic (C05-C08) | ND | ug/L | 50.0 | 50.0 | 1 | | 01/05/22 21:49 | | N2 |
| Aliphatic(C09-C12) Adjusted | ND | ug/L | 50.0 | 50.0 | 1 | | 01/05/22 21:49 | | N2 |
| Aromatic (C09-C10) | ND | ug/L | 50.0 | 50.0 | 1 | | 01/05/22 21:49 | | N2 |
| ***Surrogates*** | | | | | | | | | |
| 4-Bromofluorobenzene (FID) (S) | 100 | % | 70-130 | | 1 | | 01/05/22 21:49 | 460-00-4 | |
| 4-Bromofluorobenzene (PID) (S) | 83 | % | 70-130 | | 1 | | 01/05/22 21:49 | 460-00-4 | |
| **6200B MSV** | Analytical Method: SM 6200B<br>Pace Analytical Services - Charlotte | | | | | | | | |
| Benzene | ND | ug/L | 0.50 | 0.34 | 1 | | 01/04/22 15:12 | 71-43-2 | |
| Bromobenzene | ND | ug/L | 0.50 | 0.29 | 1 | | 01/04/22 15:12 | 108-86-1 | |
| Bromochloromethane | ND | ug/L | 0.50 | 0.47 | 1 | | 01/04/22 15:12 | 74-97-5 | |
| Bromodichloromethane | ND | ug/L | 0.50 | 0.31 | 1 | | 01/04/22 15:12 | 75-27-4 | |
| Bromoform | ND | ug/L | 0.50 | 0.34 | 1 | | 01/04/22 15:12 | 75-25-2 | |
| Bromomethane | ND | ug/L | 5.0 | 1.7 | 1 | | 01/04/22 15:12 | 74-83-9 | |
| n-Butylbenzene | ND | ug/L | 0.50 | 0.49 | 1 | | 01/04/22 15:12 | 104-51-8 | |
| sec-Butylbenzene | ND | ug/L | 0.50 | 0.40 | 1 | | 01/04/22 15:12 | 135-98-8 | |
| tert-Butylbenzene | ND | ug/L | 0.50 | 0.32 | 1 | | 01/04/22 15:12 | 98-06-6 | |
| Carbon tetrachloride | ND | ug/L | 0.50 | 0.33 | 1 | | 01/04/22 15:12 | 56-23-5 | |
| Chlorobenzene | ND | ug/L | 0.50 | 0.28 | 1 | | 01/04/22 15:12 | 108-90-7 | |
| Chloroethane | ND | ug/L | 1.0 | 0.65 | 1 | | 01/04/22 15:12 | 75-00-3 | |
| Chloroform | ND | ug/L | 0.50 | 0.35 | 1 | | 01/04/22 15:12 | 67-66-3 | |
| Chloromethane | ND | ug/L | 1.0 | 0.54 | 1 | | 01/04/22 15:12 | 74-87-3 | |
| 2-Chlorotoluene | ND | ug/L | 0.50 | 0.32 | 1 | | 01/04/22 15:12 | 95-49-8 | |
| 4-Chlorotoluene | ND | ug/L | 0.50 | 0.32 | 1 | | 01/04/22 15:12 | 106-43-4 | |
| 1,2-Dibromo-3-chloropropane | ND | ug/L | 1.0 | 0.34 | 1 | | 01/04/22 15:12 | 96-12-8 | |
| Dibromochloromethane | ND | ug/L | 0.50 | 0.36 | 1 | | 01/04/22 15:12 | 124-48-1 | |
| 1,2-Dibromoethane (EDB) | ND | ug/L | 0.50 | 0.27 | 1 | | 01/04/22 15:12 | 106-93-4 | |
| Dibromomethane | ND | ug/L | 0.50 | 0.39 | 1 | | 01/04/22 15:12 | 74-95-3 | |
| 1,2-Dichlorobenzene | ND | ug/L | 0.50 | 0.34 | 1 | | 01/04/22 15:12 | 95-50-1 | |
| 1,3-Dichlorobenzene | ND | ug/L | 0.50 | 0.34 | 1 | | 01/04/22 15:12 | 541-73-1 | |
| 1,4-Dichlorobenzene | ND | ug/L | 0.50 | 0.33 | 1 | | 01/04/22 15:12 | 106-46-7 | |
| Dichlorodifluoromethane | ND | ug/L | 0.50 | 0.35 | 1 | | 01/04/22 15:12 | 75-71-8 | |
| 1,1-Dichloroethane | ND | ug/L | 0.50 | 0.37 | 1 | | 01/04/22 15:12 | 75-34-3 | |
| 1,2-Dichloroethane | ND | ug/L | 0.50 | 0.32 | 1 | | 01/04/22 15:12 | 107-06-2 | |
| 1,1-Dichloroethene | ND | ug/L | 0.50 | 0.35 | 1 | | 01/04/22 15:12 | 75-35-4 | |
| cis-1,2-Dichloroethene | ND | ug/L | 0.50 | 0.38 | 1 | | 01/04/22 15:12 | 156-59-2 | |
| trans-1,2-Dichloroethene | ND | ug/L | 0.50 | 0.40 | 1 | | 01/04/22 15:12 | 156-60-5 | |
| 1,2-Dichloropropane | ND | ug/L | 0.50 | 0.36 | 1 | | 01/04/22 15:12 | 78-87-5 | |
| 1,3-Dichloropropane | ND | ug/L | 0.50 | 0.28 | 1 | | 01/04/22 15:12 | 142-28-9 | |
| 2,2-Dichloropropane | ND | ug/L | 0.50 | 0.39 | 1 | | 01/04/22 15:12 | 594-20-7 | |
| 1,1-Dichloropropene | ND | ug/L | 0.50 | 0.43 | 1 | | 01/04/22 15:12 | 563-58-6 | |
| cis-1,3-Dichloropropene | ND | ug/L | 0.50 | 0.36 | 1 | | 01/04/22 15:12 | 10061-01-5 | |
| trans-1,3-Dichloropropene | ND | ug/L | 0.50 | 0.36 | 1 | | 01/04/22 15:12 | 10061-02-6 | |

## REPORT OF LABORATORY ANALYSIS

This report shall not be reproduced, except in full,
without the written consent of Pace Analytical Services, LLC.

**Pace Analytical Services, LLC**
9800 Kincey Ave. Suite 100
Huntersville, NC 28078
(704)875-9092

## ANALYTICAL RESULTS

Project: CPC HUNTERSVILLE
Pace Project No.: 92580642

**Sample: MW-65** **Lab ID: 92580642005** Collected: 01/03/22 14:35 Received: 01/03/22 17:30 Matrix: Water

| Parameters | Results | Units | Report Limit | MDL | DF | Prepared | Analyzed | CAS No. | Qual |
|---|---|---|---|---|---|---|---|---|---|
| **6200B MSV** | Analytical Method: SM 6200B<br>Pace Analytical Services - Charlotte | | | | | | | | |
| Diisopropyl ether | ND | ug/L | 0.50 | 0.31 | 1 | | 01/04/22 15:12 | 108-20-3 | |
| Ethylbenzene | ND | ug/L | 0.50 | 0.30 | 1 | | 01/04/22 15:12 | 100-41-4 | |
| Hexachloro-1,3-butadiene | ND | ug/L | 2.0 | 1.5 | 1 | | 01/04/22 15:12 | 87-68-3 | |
| Isopropylbenzene (Cumene) | ND | ug/L | 0.50 | 0.33 | 1 | | 01/04/22 15:12 | 98-82-8 | |
| Methylene Chloride | ND | ug/L | 2.0 | 2.0 | 1 | | 01/04/22 15:12 | 75-09-2 | |
| Methyl-tert-butyl ether | ND | ug/L | 0.50 | 0.42 | 1 | | 01/04/22 15:12 | 1634-04-4 | |
| Naphthalene | ND | ug/L | 2.0 | 0.64 | 1 | | 01/04/22 15:12 | 91-20-3 | |
| n-Propylbenzene | ND | ug/L | 0.50 | 0.34 | 1 | | 01/04/22 15:12 | 103-65-1 | |
| Styrene | ND | ug/L | 0.50 | 0.29 | 1 | | 01/04/22 15:12 | 100-42-5 | |
| 1,1,1,2-Tetrachloroethane | ND | ug/L | 0.50 | 0.31 | 1 | | 01/04/22 15:12 | 630-20-6 | |
| 1,1,2,2-Tetrachloroethane | ND | ug/L | 0.50 | 0.22 | 1 | | 01/04/22 15:12 | 79-34-5 | |
| Tetrachloroethene | ND | ug/L | 0.50 | 0.29 | 1 | | 01/04/22 15:12 | 127-18-4 | |
| Toluene | ND | ug/L | 0.50 | 0.48 | 1 | | 01/04/22 15:12 | 108-88-3 | |
| 1,2,3-Trichlorobenzene | ND | ug/L | 2.0 | 0.81 | 1 | | 01/04/22 15:12 | 87-61-6 | |
| 1,2,4-Trichlorobenzene | ND | ug/L | 2.0 | 0.64 | 1 | | 01/04/22 15:12 | 120-82-1 | |
| 1,1,1-Trichloroethane | ND | ug/L | 0.50 | 0.33 | 1 | | 01/04/22 15:12 | 71-55-6 | |
| 1,1,2-Trichloroethane | ND | ug/L | 0.50 | 0.32 | 1 | | 01/04/22 15:12 | 79-00-5 | |
| Trichloroethene | ND | ug/L | 0.50 | 0.38 | 1 | | 01/04/22 15:12 | 79-01-6 | |
| Trichlorofluoromethane | ND | ug/L | 1.0 | 0.30 | 1 | | 01/04/22 15:12 | 75-69-4 | |
| 1,2,3-Trichloropropane | ND | ug/L | 0.50 | 0.26 | 1 | | 01/04/22 15:12 | 96-18-4 | |
| 1,2,4-Trimethylbenzene | ND | ug/L | 0.50 | 0.50 | 1 | | 01/04/22 15:12 | 95-63-6 | |
| 1,3,5-Trimethylbenzene | ND | ug/L | 0.50 | 0.33 | 1 | | 01/04/22 15:12 | 108-67-8 | |
| Vinyl chloride | ND | ug/L | 1.0 | 0.39 | 1 | | 01/04/22 15:12 | 75-01-4 | |
| m&p-Xylene | ND | ug/L | 1.0 | 0.71 | 1 | | 01/04/22 15:12 | 179601-23-1 | |
| o-Xylene | ND | ug/L | 0.50 | 0.34 | 1 | | 01/04/22 15:12 | 95-47-6 | |
| ***Surrogates*** | | | | | | | | | |
| 1,2-Dichloroethane-d4 (S) | 91 | % | 70-130 | | 1 | | 01/04/22 15:12 | 17060-07-0 | |
| 4-Bromofluorobenzene (S) | 96 | % | 70-130 | | 1 | | 01/04/22 15:12 | 460-00-4 | |
| Toluene-d8 (S) | 102 | % | 70-130 | | 1 | | 01/04/22 15:12 | 2037-26-5 | |

## REPORT OF LABORATORY ANALYSIS

This report shall not be reproduced, except in full,
without the written consent of Pace Analytical Services, LLC.

**Pace Analytical Services, LLC**
9800 Kincey Ave. Suite 100
Huntersville, NC 28078
(704)875-9092

## ANALYTICAL RESULTS

Project: CPC HUNTERSVILLE
Pace Project No.: 92580642

**Sample: FB-1-20220103** **Lab ID: 92580642006** Collected: 01/03/22 13:15 Received: 01/03/22 17:30 Matrix: Water

| Parameters | Results | Units | Report Limit | MDL | DF | Prepared | Analyzed | CAS No. | Qual |
|---|---|---|---|---|---|---|---|---|---|
| **VPH NC Water** | Analytical Method: MADEP VPH<br>Pace Analytical Services - Charlotte | | | | | | | | |
| Total VPH (C5-C12) | ND | ug/L | 50.0 | 50.0 | 1 | | 01/05/22 22:17 | | N2 |
| Aliphatic (C05-C08) | ND | ug/L | 50.0 | 50.0 | 1 | | 01/05/22 22:17 | | N2 |
| Aliphatic(C09-C12) Adjusted | ND | ug/L | 50.0 | 50.0 | 1 | | 01/05/22 22:17 | | N2 |
| Aromatic (C09-C10) | ND | ug/L | 50.0 | 50.0 | 1 | | 01/05/22 22:17 | | N2 |
| ***Surrogates*** | | | | | | | | | |
| 4-Bromofluorobenzene (FID) (S) | 98 | % | 70-130 | | 1 | | 01/05/22 22:17 | 460-00-4 | |
| 4-Bromofluorobenzene (PID) (S) | 82 | % | 70-130 | | 1 | | 01/05/22 22:17 | 460-00-4 | |
| **6200B MSV** | Analytical Method: SM 6200B<br>Pace Analytical Services - Charlotte | | | | | | | | |
| Benzene | ND | ug/L | 0.50 | 0.34 | 1 | | 01/04/22 13:42 | 71-43-2 | |
| Bromobenzene | ND | ug/L | 0.50 | 0.29 | 1 | | 01/04/22 13:42 | 108-86-1 | |
| Bromochloromethane | ND | ug/L | 0.50 | 0.47 | 1 | | 01/04/22 13:42 | 74-97-5 | |
| Bromodichloromethane | ND | ug/L | 0.50 | 0.31 | 1 | | 01/04/22 13:42 | 75-27-4 | |
| Bromoform | ND | ug/L | 0.50 | 0.34 | 1 | | 01/04/22 13:42 | 75-25-2 | |
| Bromomethane | ND | ug/L | 5.0 | 1.7 | 1 | | 01/04/22 13:42 | 74-83-9 | |
| n-Butylbenzene | ND | ug/L | 0.50 | 0.49 | 1 | | 01/04/22 13:42 | 104-51-8 | |
| sec-Butylbenzene | ND | ug/L | 0.50 | 0.40 | 1 | | 01/04/22 13:42 | 135-98-8 | |
| tert-Butylbenzene | ND | ug/L | 0.50 | 0.32 | 1 | | 01/04/22 13:42 | 98-06-6 | |
| Carbon tetrachloride | ND | ug/L | 0.50 | 0.33 | 1 | | 01/04/22 13:42 | 56-23-5 | |
| Chlorobenzene | ND | ug/L | 0.50 | 0.28 | 1 | | 01/04/22 13:42 | 108-90-7 | |
| Chloroethane | ND | ug/L | 1.0 | 0.65 | 1 | | 01/04/22 13:42 | 75-00-3 | |
| Chloroform | ND | ug/L | 0.50 | 0.35 | 1 | | 01/04/22 13:42 | 67-66-3 | |
| Chloromethane | ND | ug/L | 1.0 | 0.54 | 1 | | 01/04/22 13:42 | 74-87-3 | |
| 2-Chlorotoluene | ND | ug/L | 0.50 | 0.32 | 1 | | 01/04/22 13:42 | 95-49-8 | |
| 4-Chlorotoluene | ND | ug/L | 0.50 | 0.32 | 1 | | 01/04/22 13:42 | 106-43-4 | |
| 1,2-Dibromo-3-chloropropane | ND | ug/L | 1.0 | 0.34 | 1 | | 01/04/22 13:42 | 96-12-8 | |
| Dibromochloromethane | ND | ug/L | 0.50 | 0.36 | 1 | | 01/04/22 13:42 | 124-48-1 | |
| 1,2-Dibromoethane (EDB) | ND | ug/L | 0.50 | 0.27 | 1 | | 01/04/22 13:42 | 106-93-4 | |
| Dibromomethane | ND | ug/L | 0.50 | 0.39 | 1 | | 01/04/22 13:42 | 74-95-3 | |
| 1,2-Dichlorobenzene | ND | ug/L | 0.50 | 0.34 | 1 | | 01/04/22 13:42 | 95-50-1 | |
| 1,3-Dichlorobenzene | ND | ug/L | 0.50 | 0.34 | 1 | | 01/04/22 13:42 | 541-73-1 | |
| 1,4-Dichlorobenzene | ND | ug/L | 0.50 | 0.33 | 1 | | 01/04/22 13:42 | 106-46-7 | |
| Dichlorodifluoromethane | ND | ug/L | 0.50 | 0.35 | 1 | | 01/04/22 13:42 | 75-71-8 | |
| 1,1-Dichloroethane | ND | ug/L | 0.50 | 0.37 | 1 | | 01/04/22 13:42 | 75-34-3 | |
| 1,2-Dichloroethane | ND | ug/L | 0.50 | 0.32 | 1 | | 01/04/22 13:42 | 107-06-2 | |
| 1,1-Dichloroethene | ND | ug/L | 0.50 | 0.35 | 1 | | 01/04/22 13:42 | 75-35-4 | |
| cis-1,2-Dichloroethene | ND | ug/L | 0.50 | 0.38 | 1 | | 01/04/22 13:42 | 156-59-2 | |
| trans-1,2-Dichloroethene | ND | ug/L | 0.50 | 0.40 | 1 | | 01/04/22 13:42 | 156-60-5 | |
| 1,2-Dichloropropane | ND | ug/L | 0.50 | 0.36 | 1 | | 01/04/22 13:42 | 78-87-5 | |
| 1,3-Dichloropropane | ND | ug/L | 0.50 | 0.28 | 1 | | 01/04/22 13:42 | 142-28-9 | |
| 2,2-Dichloropropane | ND | ug/L | 0.50 | 0.39 | 1 | | 01/04/22 13:42 | 594-20-7 | |
| 1,1-Dichloropropene | ND | ug/L | 0.50 | 0.43 | 1 | | 01/04/22 13:42 | 563-58-6 | |
| cis-1,3-Dichloropropene | ND | ug/L | 0.50 | 0.36 | 1 | | 01/04/22 13:42 | 10061-01-5 | |
| trans-1,3-Dichloropropene | ND | ug/L | 0.50 | 0.36 | 1 | | 01/04/22 13:42 | 10061-02-6 | |

## REPORT OF LABORATORY ANALYSIS

This report shall not be reproduced, except in full,
without the written consent of Pace Analytical Services, LLC.

**Pace Analytical Services, LLC**
9800 Kincey Ave. Suite 100
Huntersville, NC 28078
(704)875-9092

## ANALYTICAL RESULTS

Project: CPC HUNTERSVILLE
Pace Project No.: 92580642

**Sample: FB-1-20220103** **Lab ID: 92580642006** Collected: 01/03/22 13:15 Received: 01/03/22 17:30 Matrix: Water

| Parameters | Results | Units | Report Limit | MDL | DF | Prepared | Analyzed | CAS No. | Qual |
|---|---|---|---|---|---|---|---|---|---|
| **6200B MSV** | Analytical Method: SM 6200B<br>Pace Analytical Services - Charlotte | | | | | | | | |
| Diisopropyl ether | ND | ug/L | 0.50 | 0.31 | 1 | | 01/04/22 13:42 | 108-20-3 | |
| Ethylbenzene | ND | ug/L | 0.50 | 0.30 | 1 | | 01/04/22 13:42 | 100-41-4 | |
| Hexachloro-1,3-butadiene | ND | ug/L | 2.0 | 1.5 | 1 | | 01/04/22 13:42 | 87-68-3 | |
| Isopropylbenzene (Cumene) | ND | ug/L | 0.50 | 0.33 | 1 | | 01/04/22 13:42 | 98-82-8 | |
| Methylene Chloride | ND | ug/L | 2.0 | 2.0 | 1 | | 01/04/22 13:42 | 75-09-2 | |
| Methyl-tert-butyl ether | ND | ug/L | 0.50 | 0.42 | 1 | | 01/04/22 13:42 | 1634-04-4 | |
| Naphthalene | ND | ug/L | 2.0 | 0.64 | 1 | | 01/04/22 13:42 | 91-20-3 | |
| n-Propylbenzene | ND | ug/L | 0.50 | 0.34 | 1 | | 01/04/22 13:42 | 103-65-1 | |
| Styrene | ND | ug/L | 0.50 | 0.29 | 1 | | 01/04/22 13:42 | 100-42-5 | |
| 1,1,1,2-Tetrachloroethane | ND | ug/L | 0.50 | 0.31 | 1 | | 01/04/22 13:42 | 630-20-6 | |
| 1,1,2,2-Tetrachloroethane | ND | ug/L | 0.50 | 0.22 | 1 | | 01/04/22 13:42 | 79-34-5 | |
| Tetrachloroethene | ND | ug/L | 0.50 | 0.29 | 1 | | 01/04/22 13:42 | 127-18-4 | |
| Toluene | ND | ug/L | 0.50 | 0.48 | 1 | | 01/04/22 13:42 | 108-88-3 | |
| 1,2,3-Trichlorobenzene | ND | ug/L | 2.0 | 0.81 | 1 | | 01/04/22 13:42 | 87-61-6 | |
| 1,2,4-Trichlorobenzene | ND | ug/L | 2.0 | 0.64 | 1 | | 01/04/22 13:42 | 120-82-1 | |
| 1,1,1-Trichloroethane | ND | ug/L | 0.50 | 0.33 | 1 | | 01/04/22 13:42 | 71-55-6 | |
| 1,1,2-Trichloroethane | ND | ug/L | 0.50 | 0.32 | 1 | | 01/04/22 13:42 | 79-00-5 | |
| Trichloroethene | ND | ug/L | 0.50 | 0.38 | 1 | | 01/04/22 13:42 | 79-01-6 | |
| Trichlorofluoromethane | ND | ug/L | 1.0 | 0.30 | 1 | | 01/04/22 13:42 | 75-69-4 | |
| 1,2,3-Trichloropropane | ND | ug/L | 0.50 | 0.26 | 1 | | 01/04/22 13:42 | 96-18-4 | |
| 1,2,4-Trimethylbenzene | ND | ug/L | 0.50 | 0.50 | 1 | | 01/04/22 13:42 | 95-63-6 | |
| 1,3,5-Trimethylbenzene | ND | ug/L | 0.50 | 0.33 | 1 | | 01/04/22 13:42 | 108-67-8 | |
| Vinyl chloride | ND | ug/L | 1.0 | 0.39 | 1 | | 01/04/22 13:42 | 75-01-4 | |
| m&p-Xylene | ND | ug/L | 1.0 | 0.71 | 1 | | 01/04/22 13:42 | 179601-23-1 | |
| o-Xylene | ND | ug/L | 0.50 | 0.34 | 1 | | 01/04/22 13:42 | 95-47-6 | |
| ***Surrogates*** | | | | | | | | | |
| 1,2-Dichloroethane-d4 (S) | 92 | % | 70-130 | | 1 | | 01/04/22 13:42 | 17060-07-0 | |
| 4-Bromofluorobenzene (S) | 98 | % | 70-130 | | 1 | | 01/04/22 13:42 | 460-00-4 | |
| Toluene-d8 (S) | 101 | % | 70-130 | | 1 | | 01/04/22 13:42 | 2037-26-5 | |

## REPORT OF LABORATORY ANALYSIS

This report shall not be reproduced, except in full,
without the written consent of Pace Analytical Services, LLC.

**Pace Analytical Services, LLC**
9800 Kincey Ave. Suite 100
Huntersville, NC 28078
(704)875-9092

## ANALYTICAL RESULTS

Project: CPC HUNTERSVILLE
Pace Project No.: 92580642

**Sample: DUP-1-20220103** **Lab ID: 92580642007** Collected: 01/03/22 00:00 Received: 01/03/22 17:30 Matrix: Water

| Parameters | Results | Units | Report Limit | MDL | DF | Prepared | Analyzed | CAS No. | Qual |
|---|---|---|---|---|---|---|---|---|---|
| **VPH NC Water** | Analytical Method: MADEP VPH<br>Pace Analytical Services - Charlotte | | | | | | | | |
| Total VPH (C5-C12) | ND | ug/L | 50.0 | 50.0 | 1 | | 01/05/22 22:45 | | N2 |
| Aliphatic (C05-C08) | ND | ug/L | 50.0 | 50.0 | 1 | | 01/05/22 22:45 | | N2 |
| Aliphatic(C09-C12) Adjusted | ND | ug/L | 50.0 | 50.0 | 1 | | 01/05/22 22:45 | | N2 |
| Aromatic (C09-C10) | ND | ug/L | 50.0 | 50.0 | 1 | | 01/05/22 22:45 | | N2 |
| ***Surrogates*** | | | | | | | | | |
| 4-Bromofluorobenzene (FID) (S) | 96 | % | 70-130 | | 1 | | 01/05/22 22:45 | 460-00-4 | |
| 4-Bromofluorobenzene (PID) (S) | 80 | % | 70-130 | | 1 | | 01/05/22 22:45 | 460-00-4 | |
| **6200B MSV** | Analytical Method: SM 6200B<br>Pace Analytical Services - Charlotte | | | | | | | | |
| Benzene | ND | ug/L | 0.50 | 0.34 | 1 | | 01/04/22 17:17 | 71-43-2 | |
| Bromobenzene | ND | ug/L | 0.50 | 0.29 | 1 | | 01/04/22 17:17 | 108-86-1 | |
| Bromochloromethane | ND | ug/L | 0.50 | 0.47 | 1 | | 01/04/22 17:17 | 74-97-5 | |
| Bromodichloromethane | ND | ug/L | 0.50 | 0.31 | 1 | | 01/04/22 17:17 | 75-27-4 | |
| Bromoform | ND | ug/L | 0.50 | 0.34 | 1 | | 01/04/22 17:17 | 75-25-2 | |
| Bromomethane | ND | ug/L | 5.0 | 1.7 | 1 | | 01/04/22 17:17 | 74-83-9 | |
| n-Butylbenzene | ND | ug/L | 0.50 | 0.49 | 1 | | 01/04/22 17:17 | 104-51-8 | |
| sec-Butylbenzene | ND | ug/L | 0.50 | 0.40 | 1 | | 01/04/22 17:17 | 135-98-8 | |
| tert-Butylbenzene | ND | ug/L | 0.50 | 0.32 | 1 | | 01/04/22 17:17 | 98-06-6 | |
| Carbon tetrachloride | ND | ug/L | 0.50 | 0.33 | 1 | | 01/04/22 17:17 | 56-23-5 | |
| Chlorobenzene | ND | ug/L | 0.50 | 0.28 | 1 | | 01/04/22 17:17 | 108-90-7 | |
| Chloroethane | ND | ug/L | 1.0 | 0.65 | 1 | | 01/04/22 17:17 | 75-00-3 | |
| Chloroform | ND | ug/L | 0.50 | 0.35 | 1 | | 01/04/22 17:17 | 67-66-3 | |
| Chloromethane | ND | ug/L | 1.0 | 0.54 | 1 | | 01/04/22 17:17 | 74-87-3 | |
| 2-Chlorotoluene | ND | ug/L | 0.50 | 0.32 | 1 | | 01/04/22 17:17 | 95-49-8 | |
| 4-Chlorotoluene | ND | ug/L | 0.50 | 0.32 | 1 | | 01/04/22 17:17 | 106-43-4 | |
| 1,2-Dibromo-3-chloropropane | ND | ug/L | 1.0 | 0.34 | 1 | | 01/04/22 17:17 | 96-12-8 | |
| Dibromochloromethane | ND | ug/L | 0.50 | 0.36 | 1 | | 01/04/22 17:17 | 124-48-1 | |
| 1,2-Dibromoethane (EDB) | ND | ug/L | 0.50 | 0.27 | 1 | | 01/04/22 17:17 | 106-93-4 | |
| Dibromomethane | ND | ug/L | 0.50 | 0.39 | 1 | | 01/04/22 17:17 | 74-95-3 | |
| 1,2-Dichlorobenzene | ND | ug/L | 0.50 | 0.34 | 1 | | 01/04/22 17:17 | 95-50-1 | |
| 1,3-Dichlorobenzene | ND | ug/L | 0.50 | 0.34 | 1 | | 01/04/22 17:17 | 541-73-1 | |
| 1,4-Dichlorobenzene | ND | ug/L | 0.50 | 0.33 | 1 | | 01/04/22 17:17 | 106-46-7 | |
| Dichlorodifluoromethane | ND | ug/L | 0.50 | 0.35 | 1 | | 01/04/22 17:17 | 75-71-8 | |
| 1,1-Dichloroethane | ND | ug/L | 0.50 | 0.37 | 1 | | 01/04/22 17:17 | 75-34-3 | |
| 1,2-Dichloroethane | ND | ug/L | 0.50 | 0.32 | 1 | | 01/04/22 17:17 | 107-06-2 | |
| 1,1-Dichloroethene | ND | ug/L | 0.50 | 0.35 | 1 | | 01/04/22 17:17 | 75-35-4 | |
| cis-1,2-Dichloroethene | ND | ug/L | 0.50 | 0.38 | 1 | | 01/04/22 17:17 | 156-59-2 | |
| trans-1,2-Dichloroethene | ND | ug/L | 0.50 | 0.40 | 1 | | 01/04/22 17:17 | 156-60-5 | |
| 1,2-Dichloropropane | ND | ug/L | 0.50 | 0.36 | 1 | | 01/04/22 17:17 | 78-87-5 | |
| 1,3-Dichloropropane | ND | ug/L | 0.50 | 0.28 | 1 | | 01/04/22 17:17 | 142-28-9 | |
| 2,2-Dichloropropane | ND | ug/L | 0.50 | 0.39 | 1 | | 01/04/22 17:17 | 594-20-7 | |
| 1,1-Dichloropropene | ND | ug/L | 0.50 | 0.43 | 1 | | 01/04/22 17:17 | 563-58-6 | |
| cis-1,3-Dichloropropene | ND | ug/L | 0.50 | 0.36 | 1 | | 01/04/22 17:17 | 10061-01-5 | |
| trans-1,3-Dichloropropene | ND | ug/L | 0.50 | 0.36 | 1 | | 01/04/22 17:17 | 10061-02-6 | |

## REPORT OF LABORATORY ANALYSIS

This report shall not be reproduced, except in full,
without the written consent of Pace Analytical Services, LLC.

**Pace Analytical Services, LLC**
9800 Kincey Ave. Suite 100
Huntersville, NC 28078
(704)875-9092

## ANALYTICAL RESULTS

Project: CPC HUNTERSVILLE
Pace Project No.: 92580642

**Sample: DUP-1-20220103** **Lab ID: 92580642007** Collected: 01/03/22 00:00 Received: 01/03/22 17:30 Matrix: Water

| Parameters | Results | Units | Report Limit | MDL | DF | Prepared | Analyzed | CAS No. | Qual |
|---|---|---|---|---|---|---|---|---|---|
| **6200B MSV** | Analytical Method: SM 6200B<br>Pace Analytical Services - Charlotte | | | | | | | | |
| Diisopropyl ether | ND | ug/L | 0.50 | 0.31 | 1 | | 01/04/22 17:17 | 108-20-3 | |
| Ethylbenzene | ND | ug/L | 0.50 | 0.30 | 1 | | 01/04/22 17:17 | 100-41-4 | |
| Hexachloro-1,3-butadiene | ND | ug/L | 2.0 | 1.5 | 1 | | 01/04/22 17:17 | 87-68-3 | |
| Isopropylbenzene (Cumene) | ND | ug/L | 0.50 | 0.33 | 1 | | 01/04/22 17:17 | 98-82-8 | |
| Methylene Chloride | ND | ug/L | 2.0 | 2.0 | 1 | | 01/04/22 17:17 | 75-09-2 | |
| Methyl-tert-butyl ether | ND | ug/L | 0.50 | 0.42 | 1 | | 01/04/22 17:17 | 1634-04-4 | |
| Naphthalene | ND | ug/L | 2.0 | 0.64 | 1 | | 01/04/22 17:17 | 91-20-3 | |
| n-Propylbenzene | ND | ug/L | 0.50 | 0.34 | 1 | | 01/04/22 17:17 | 103-65-1 | |
| Styrene | ND | ug/L | 0.50 | 0.29 | 1 | | 01/04/22 17:17 | 100-42-5 | |
| 1,1,1,2-Tetrachloroethane | ND | ug/L | 0.50 | 0.31 | 1 | | 01/04/22 17:17 | 630-20-6 | |
| 1,1,2,2-Tetrachloroethane | ND | ug/L | 0.50 | 0.22 | 1 | | 01/04/22 17:17 | 79-34-5 | |
| Tetrachloroethene | ND | ug/L | 0.50 | 0.29 | 1 | | 01/04/22 17:17 | 127-18-4 | |
| Toluene | ND | ug/L | 0.50 | 0.48 | 1 | | 01/04/22 17:17 | 108-88-3 | |
| 1,2,3-Trichlorobenzene | ND | ug/L | 2.0 | 0.81 | 1 | | 01/04/22 17:17 | 87-61-6 | |
| 1,2,4-Trichlorobenzene | ND | ug/L | 2.0 | 0.64 | 1 | | 01/04/22 17:17 | 120-82-1 | |
| 1,1,1-Trichloroethane | ND | ug/L | 0.50 | 0.33 | 1 | | 01/04/22 17:17 | 71-55-6 | |
| 1,1,2-Trichloroethane | ND | ug/L | 0.50 | 0.32 | 1 | | 01/04/22 17:17 | 79-00-5 | |
| Trichloroethene | ND | ug/L | 0.50 | 0.38 | 1 | | 01/04/22 17:17 | 79-01-6 | |
| Trichlorofluoromethane | ND | ug/L | 1.0 | 0.30 | 1 | | 01/04/22 17:17 | 75-69-4 | |
| 1,2,3-Trichloropropane | ND | ug/L | 0.50 | 0.26 | 1 | | 01/04/22 17:17 | 96-18-4 | |
| 1,2,4-Trimethylbenzene | ND | ug/L | 0.50 | 0.50 | 1 | | 01/04/22 17:17 | 95-63-6 | |
| 1,3,5-Trimethylbenzene | ND | ug/L | 0.50 | 0.33 | 1 | | 01/04/22 17:17 | 108-67-8 | |
| Vinyl chloride | ND | ug/L | 1.0 | 0.39 | 1 | | 01/04/22 17:17 | 75-01-4 | |
| m&p-Xylene | ND | ug/L | 1.0 | 0.71 | 1 | | 01/04/22 17:17 | 179601-23-1 | |
| o-Xylene | ND | ug/L | 0.50 | 0.34 | 1 | | 01/04/22 17:17 | 95-47-6 | |
| ***Surrogates*** | | | | | | | | | |
| 1,2-Dichloroethane-d4 (S) | 90 | % | 70-130 | | 1 | | 01/04/22 17:17 | 17060-07-0 | |
| 4-Bromofluorobenzene (S) | 93 | % | 70-130 | | 1 | | 01/04/22 17:17 | 460-00-4 | |
| Toluene-d8 (S) | 102 | % | 70-130 | | 1 | | 01/04/22 17:17 | 2037-26-5 | |

## REPORT OF LABORATORY ANALYSIS

This report shall not be reproduced, except in full,
without the written consent of Pace Analytical Services, LLC.

**Pace Analytical Services, LLC**
9800 Kincey Ave. Suite 100
Huntersville, NC 28078
(704)875-9092

## ANALYTICAL RESULTS

Project: CPC HUNTERSVILLE
Pace Project No.: 92580642

**Sample: MW-74** **Lab ID: 92580642008** Collected: 01/03/22 10:05 Received: 01/03/22 17:30 Matrix: Water

| Parameters | Results | Units | Report Limit | MDL | DF | Prepared | Analyzed | CAS No. | Qual |
|---|---|---|---|---|---|---|---|---|---|
| **VPH NC Water** | Analytical Method: MADEP VPH<br>Pace Analytical Services - Charlotte | | | | | | | | |
| Total VPH (C5-C12) | ND | ug/L | 50.0 | 50.0 | 1 | | 01/05/22 23:13 | | N2 |
| Aliphatic (C05-C08) | ND | ug/L | 50.0 | 50.0 | 1 | | 01/05/22 23:13 | | N2 |
| Aliphatic(C09-C12) Adjusted | ND | ug/L | 50.0 | 50.0 | 1 | | 01/05/22 23:13 | | N2 |
| Aromatic (C09-C10) | ND | ug/L | 50.0 | 50.0 | 1 | | 01/05/22 23:13 | | N2 |
| ***Surrogates*** | | | | | | | | | |
| 4-Bromofluorobenzene (FID) (S) | 96 | % | 70-130 | | 1 | | 01/05/22 23:13 | 460-00-4 | |
| 4-Bromofluorobenzene (PID) (S) | 80 | % | 70-130 | | 1 | | 01/05/22 23:13 | 460-00-4 | |
| **6200B MSV** | Analytical Method: SM 6200B<br>Pace Analytical Services - Charlotte | | | | | | | | |
| Benzene | ND | ug/L | 0.50 | 0.34 | 1 | | 01/04/22 15:30 | 71-43-2 | |
| Bromobenzene | ND | ug/L | 0.50 | 0.29 | 1 | | 01/04/22 15:30 | 108-86-1 | |
| Bromochloromethane | ND | ug/L | 0.50 | 0.47 | 1 | | 01/04/22 15:30 | 74-97-5 | |
| Bromodichloromethane | ND | ug/L | 0.50 | 0.31 | 1 | | 01/04/22 15:30 | 75-27-4 | |
| Bromoform | ND | ug/L | 0.50 | 0.34 | 1 | | 01/04/22 15:30 | 75-25-2 | |
| Bromomethane | ND | ug/L | 5.0 | 1.7 | 1 | | 01/04/22 15:30 | 74-83-9 | |
| n-Butylbenzene | ND | ug/L | 0.50 | 0.49 | 1 | | 01/04/22 15:30 | 104-51-8 | |
| sec-Butylbenzene | ND | ug/L | 0.50 | 0.40 | 1 | | 01/04/22 15:30 | 135-98-8 | |
| tert-Butylbenzene | ND | ug/L | 0.50 | 0.32 | 1 | | 01/04/22 15:30 | 98-06-6 | |
| Carbon tetrachloride | ND | ug/L | 0.50 | 0.33 | 1 | | 01/04/22 15:30 | 56-23-5 | |
| Chlorobenzene | ND | ug/L | 0.50 | 0.28 | 1 | | 01/04/22 15:30 | 108-90-7 | |
| Chloroethane | ND | ug/L | 1.0 | 0.65 | 1 | | 01/04/22 15:30 | 75-00-3 | |
| Chloroform | ND | ug/L | 0.50 | 0.35 | 1 | | 01/04/22 15:30 | 67-66-3 | |
| Chloromethane | ND | ug/L | 1.0 | 0.54 | 1 | | 01/04/22 15:30 | 74-87-3 | |
| 2-Chlorotoluene | ND | ug/L | 0.50 | 0.32 | 1 | | 01/04/22 15:30 | 95-49-8 | |
| 4-Chlorotoluene | ND | ug/L | 0.50 | 0.32 | 1 | | 01/04/22 15:30 | 106-43-4 | |
| 1,2-Dibromo-3-chloropropane | ND | ug/L | 1.0 | 0.34 | 1 | | 01/04/22 15:30 | 96-12-8 | |
| Dibromochloromethane | ND | ug/L | 0.50 | 0.36 | 1 | | 01/04/22 15:30 | 124-48-1 | |
| 1,2-Dibromoethane (EDB) | ND | ug/L | 0.50 | 0.27 | 1 | | 01/04/22 15:30 | 106-93-4 | |
| Dibromomethane | ND | ug/L | 0.50 | 0.39 | 1 | | 01/04/22 15:30 | 74-95-3 | |
| 1,2-Dichlorobenzene | ND | ug/L | 0.50 | 0.34 | 1 | | 01/04/22 15:30 | 95-50-1 | |
| 1,3-Dichlorobenzene | ND | ug/L | 0.50 | 0.34 | 1 | | 01/04/22 15:30 | 541-73-1 | |
| 1,4-Dichlorobenzene | ND | ug/L | 0.50 | 0.33 | 1 | | 01/04/22 15:30 | 106-46-7 | |
| Dichlorodifluoromethane | ND | ug/L | 0.50 | 0.35 | 1 | | 01/04/22 15:30 | 75-71-8 | |
| 1,1-Dichloroethane | ND | ug/L | 0.50 | 0.37 | 1 | | 01/04/22 15:30 | 75-34-3 | |
| 1,2-Dichloroethane | ND | ug/L | 0.50 | 0.32 | 1 | | 01/04/22 15:30 | 107-06-2 | |
| 1,1-Dichloroethene | ND | ug/L | 0.50 | 0.35 | 1 | | 01/04/22 15:30 | 75-35-4 | |
| cis-1,2-Dichloroethene | ND | ug/L | 0.50 | 0.38 | 1 | | 01/04/22 15:30 | 156-59-2 | |
| trans-1,2-Dichloroethene | ND | ug/L | 0.50 | 0.40 | 1 | | 01/04/22 15:30 | 156-60-5 | |
| 1,2-Dichloropropane | ND | ug/L | 0.50 | 0.36 | 1 | | 01/04/22 15:30 | 78-87-5 | |
| 1,3-Dichloropropane | ND | ug/L | 0.50 | 0.28 | 1 | | 01/04/22 15:30 | 142-28-9 | |
| 2,2-Dichloropropane | ND | ug/L | 0.50 | 0.39 | 1 | | 01/04/22 15:30 | 594-20-7 | |
| 1,1-Dichloropropene | ND | ug/L | 0.50 | 0.43 | 1 | | 01/04/22 15:30 | 563-58-6 | |
| cis-1,3-Dichloropropene | ND | ug/L | 0.50 | 0.36 | 1 | | 01/04/22 15:30 | 10061-01-5 | |
| trans-1,3-Dichloropropene | ND | ug/L | 0.50 | 0.36 | 1 | | 01/04/22 15:30 | 10061-02-6 | |

## REPORT OF LABORATORY ANALYSIS

This report shall not be reproduced, except in full,
without the written consent of Pace Analytical Services, LLC.

**Pace Analytical Services, LLC**
9800 Kincey Ave. Suite 100
Huntersville, NC 28078
(704)875-9092

## ANALYTICAL RESULTS

Project: CPC HUNTERSVILLE
Pace Project No.: 92580642

**Sample: MW-74** **Lab ID: 92580642008** Collected: 01/03/22 10:05 Received: 01/03/22 17:30 Matrix: Water

| Parameters | Results | Units | Report Limit | MDL | DF | Prepared | Analyzed | CAS No. | Qual |
|---|---|---|---|---|---|---|---|---|---|
| **6200B MSV** | Analytical Method: SM 6200B<br>Pace Analytical Services - Charlotte | | | | | | | | |
| Diisopropyl ether | ND | ug/L | 0.50 | 0.31 | 1 | | 01/04/22 15:30 | 108-20-3 | |
| Ethylbenzene | ND | ug/L | 0.50 | 0.30 | 1 | | 01/04/22 15:30 | 100-41-4 | |
| Hexachloro-1,3-butadiene | ND | ug/L | 2.0 | 1.5 | 1 | | 01/04/22 15:30 | 87-68-3 | |
| Isopropylbenzene (Cumene) | ND | ug/L | 0.50 | 0.33 | 1 | | 01/04/22 15:30 | 98-82-8 | |
| Methylene Chloride | ND | ug/L | 2.0 | 2.0 | 1 | | 01/04/22 15:30 | 75-09-2 | |
| Methyl-tert-butyl ether | ND | ug/L | 0.50 | 0.42 | 1 | | 01/04/22 15:30 | 1634-04-4 | |
| Naphthalene | ND | ug/L | 2.0 | 0.64 | 1 | | 01/04/22 15:30 | 91-20-3 | |
| n-Propylbenzene | ND | ug/L | 0.50 | 0.34 | 1 | | 01/04/22 15:30 | 103-65-1 | |
| Styrene | ND | ug/L | 0.50 | 0.29 | 1 | | 01/04/22 15:30 | 100-42-5 | |
| 1,1,1,2-Tetrachloroethane | ND | ug/L | 0.50 | 0.31 | 1 | | 01/04/22 15:30 | 630-20-6 | |
| 1,1,2,2-Tetrachloroethane | ND | ug/L | 0.50 | 0.22 | 1 | | 01/04/22 15:30 | 79-34-5 | |
| Tetrachloroethene | ND | ug/L | 0.50 | 0.29 | 1 | | 01/04/22 15:30 | 127-18-4 | |
| Toluene | ND | ug/L | 0.50 | 0.48 | 1 | | 01/04/22 15:30 | 108-88-3 | |
| 1,2,3-Trichlorobenzene | ND | ug/L | 2.0 | 0.81 | 1 | | 01/04/22 15:30 | 87-61-6 | |
| 1,2,4-Trichlorobenzene | ND | ug/L | 2.0 | 0.64 | 1 | | 01/04/22 15:30 | 120-82-1 | |
| 1,1,1-Trichloroethane | ND | ug/L | 0.50 | 0.33 | 1 | | 01/04/22 15:30 | 71-55-6 | |
| 1,1,2-Trichloroethane | ND | ug/L | 0.50 | 0.32 | 1 | | 01/04/22 15:30 | 79-00-5 | |
| Trichloroethene | ND | ug/L | 0.50 | 0.38 | 1 | | 01/04/22 15:30 | 79-01-6 | |
| Trichlorofluoromethane | ND | ug/L | 1.0 | 0.30 | 1 | | 01/04/22 15:30 | 75-69-4 | |
| 1,2,3-Trichloropropane | ND | ug/L | 0.50 | 0.26 | 1 | | 01/04/22 15:30 | 96-18-4 | |
| 1,2,4-Trimethylbenzene | ND | ug/L | 0.50 | 0.50 | 1 | | 01/04/22 15:30 | 95-63-6 | |
| 1,3,5-Trimethylbenzene | ND | ug/L | 0.50 | 0.33 | 1 | | 01/04/22 15:30 | 108-67-8 | |
| Vinyl chloride | ND | ug/L | 1.0 | 0.39 | 1 | | 01/04/22 15:30 | 75-01-4 | |
| m&p-Xylene | ND | ug/L | 1.0 | 0.71 | 1 | | 01/04/22 15:30 | 179601-23-1 | |
| o-Xylene | ND | ug/L | 0.50 | 0.34 | 1 | | 01/04/22 15:30 | 95-47-6 | |
| ***Surrogates*** | | | | | | | | | |
| 1,2-Dichloroethane-d4 (S) | 92 | % | 70-130 | | 1 | | 01/04/22 15:30 | 17060-07-0 | |
| 4-Bromofluorobenzene (S) | 95 | % | 70-130 | | 1 | | 01/04/22 15:30 | 460-00-4 | |
| Toluene-d8 (S) | 101 | % | 70-130 | | 1 | | 01/04/22 15:30 | 2037-26-5 | |

## REPORT OF LABORATORY ANALYSIS

This report shall not be reproduced, except in full,
without the written consent of Pace Analytical Services, LLC.

**Pace Analytical Services, LLC**
9800 Kincey Ave. Suite 100
Huntersville, NC 28078
(704)875-9092

## ANALYTICAL RESULTS

Project: CPC HUNTERSVILLE
Pace Project No.: 92580642

**Sample: TRIP BLANK** **Lab ID: 92580642009** Collected: 01/03/22 00:00 Received: 01/03/22 17:30 Matrix: Water

| Parameters | Results | Units | Report Limit | MDL | DF | Prepared | Analyzed | CAS No. | Qual |
|---|---|---|---|---|---|---|---|---|---|
| **6200B MSV** | Analytical Method: SM 6200B<br>Pace Analytical Services - Charlotte | | | | | | | | |
| Benzene | ND | ug/L | 0.50 | 0.34 | 1 | | 01/04/22 14:00 | 71-43-2 | |
| Bromobenzene | ND | ug/L | 0.50 | 0.29 | 1 | | 01/04/22 14:00 | 108-86-1 | |
| Bromochloromethane | ND | ug/L | 0.50 | 0.47 | 1 | | 01/04/22 14:00 | 74-97-5 | |
| Bromodichloromethane | ND | ug/L | 0.50 | 0.31 | 1 | | 01/04/22 14:00 | 75-27-4 | |
| Bromoform | ND | ug/L | 0.50 | 0.34 | 1 | | 01/04/22 14:00 | 75-25-2 | |
| Bromomethane | ND | ug/L | 5.0 | 1.7 | 1 | | 01/04/22 14:00 | 74-83-9 | |
| n-Butylbenzene | ND | ug/L | 0.50 | 0.49 | 1 | | 01/04/22 14:00 | 104-51-8 | |
| sec-Butylbenzene | ND | ug/L | 0.50 | 0.40 | 1 | | 01/04/22 14:00 | 135-98-8 | |
| tert-Butylbenzene | ND | ug/L | 0.50 | 0.32 | 1 | | 01/04/22 14:00 | 98-06-6 | |
| Carbon tetrachloride | ND | ug/L | 0.50 | 0.33 | 1 | | 01/04/22 14:00 | 56-23-5 | |
| Chlorobenzene | ND | ug/L | 0.50 | 0.28 | 1 | | 01/04/22 14:00 | 108-90-7 | |
| Chloroethane | ND | ug/L | 1.0 | 0.65 | 1 | | 01/04/22 14:00 | 75-00-3 | |
| Chloroform | ND | ug/L | 0.50 | 0.35 | 1 | | 01/04/22 14:00 | 67-66-3 | |
| Chloromethane | ND | ug/L | 1.0 | 0.54 | 1 | | 01/04/22 14:00 | 74-87-3 | |
| 2-Chlorotoluene | ND | ug/L | 0.50 | 0.32 | 1 | | 01/04/22 14:00 | 95-49-8 | |
| 4-Chlorotoluene | ND | ug/L | 0.50 | 0.32 | 1 | | 01/04/22 14:00 | 106-43-4 | |
| 1,2-Dibromo-3-chloropropane | ND | ug/L | 1.0 | 0.34 | 1 | | 01/04/22 14:00 | 96-12-8 | |
| Dibromochloromethane | ND | ug/L | 0.50 | 0.36 | 1 | | 01/04/22 14:00 | 124-48-1 | |
| 1,2-Dibromoethane (EDB) | ND | ug/L | 0.50 | 0.27 | 1 | | 01/04/22 14:00 | 106-93-4 | |
| Dibromomethane | ND | ug/L | 0.50 | 0.39 | 1 | | 01/04/22 14:00 | 74-95-3 | |
| 1,2-Dichlorobenzene | ND | ug/L | 0.50 | 0.34 | 1 | | 01/04/22 14:00 | 95-50-1 | |
| 1,3-Dichlorobenzene | ND | ug/L | 0.50 | 0.34 | 1 | | 01/04/22 14:00 | 541-73-1 | |
| 1,4-Dichlorobenzene | ND | ug/L | 0.50 | 0.33 | 1 | | 01/04/22 14:00 | 106-46-7 | |
| Dichlorodifluoromethane | ND | ug/L | 0.50 | 0.35 | 1 | | 01/04/22 14:00 | 75-71-8 | |
| 1,1-Dichloroethane | ND | ug/L | 0.50 | 0.37 | 1 | | 01/04/22 14:00 | 75-34-3 | |
| 1,2-Dichloroethane | ND | ug/L | 0.50 | 0.32 | 1 | | 01/04/22 14:00 | 107-06-2 | |
| 1,1-Dichloroethene | ND | ug/L | 0.50 | 0.35 | 1 | | 01/04/22 14:00 | 75-35-4 | |
| cis-1,2-Dichloroethene | ND | ug/L | 0.50 | 0.38 | 1 | | 01/04/22 14:00 | 156-59-2 | |
| trans-1,2-Dichloroethene | ND | ug/L | 0.50 | 0.40 | 1 | | 01/04/22 14:00 | 156-60-5 | |
| 1,2-Dichloropropane | ND | ug/L | 0.50 | 0.36 | 1 | | 01/04/22 14:00 | 78-87-5 | |
| 1,3-Dichloropropane | ND | ug/L | 0.50 | 0.28 | 1 | | 01/04/22 14:00 | 142-28-9 | |
| 2,2-Dichloropropane | ND | ug/L | 0.50 | 0.39 | 1 | | 01/04/22 14:00 | 594-20-7 | |
| 1,1-Dichloropropene | ND | ug/L | 0.50 | 0.43 | 1 | | 01/04/22 14:00 | 563-58-6 | |
| cis-1,3-Dichloropropene | ND | ug/L | 0.50 | 0.36 | 1 | | 01/04/22 14:00 | 10061-01-5 | |
| trans-1,3-Dichloropropene | ND | ug/L | 0.50 | 0.36 | 1 | | 01/04/22 14:00 | 10061-02-6 | |
| Diisopropyl ether | ND | ug/L | 0.50 | 0.31 | 1 | | 01/04/22 14:00 | 108-20-3 | |
| Ethylbenzene | ND | ug/L | 0.50 | 0.30 | 1 | | 01/04/22 14:00 | 100-41-4 | |
| Hexachloro-1,3-butadiene | ND | ug/L | 2.0 | 1.5 | 1 | | 01/04/22 14:00 | 87-68-3 | |
| Isopropylbenzene (Cumene) | ND | ug/L | 0.50 | 0.33 | 1 | | 01/04/22 14:00 | 98-82-8 | |
| Methylene Chloride | ND | ug/L | 2.0 | 2.0 | 1 | | 01/04/22 14:00 | 75-09-2 | |
| Methyl-tert-butyl ether | ND | ug/L | 0.50 | 0.42 | 1 | | 01/04/22 14:00 | 1634-04-4 | |
| Naphthalene | ND | ug/L | 2.0 | 0.64 | 1 | | 01/04/22 14:00 | 91-20-3 | |
| n-Propylbenzene | ND | ug/L | 0.50 | 0.34 | 1 | | 01/04/22 14:00 | 103-65-1 | |
| Styrene | ND | ug/L | 0.50 | 0.29 | 1 | | 01/04/22 14:00 | 100-42-5 | |
| 1,1,1,2-Tetrachloroethane | ND | ug/L | 0.50 | 0.31 | 1 | | 01/04/22 14:00 | 630-20-6 | |

## REPORT OF LABORATORY ANALYSIS

This report shall not be reproduced, except in full,
without the written consent of Pace Analytical Services, LLC.

**Pace Analytical Services, LLC**
9800 Kincey Ave. Suite 100
Huntersville, NC 28078
(704)875-9092

## ANALYTICAL RESULTS

Project: CPC HUNTERSVILLE
Pace Project No.: 92580642

**Sample: TRIP BLANK** **Lab ID: 92580642009** Collected: 01/03/22 00:00 Received: 01/03/22 17:30 Matrix: Water

| Parameters | Results | Units | Report Limit | MDL | DF | Prepared | Analyzed | CAS No. | Qual |
|---|---|---|---|---|---|---|---|---|---|
| **6200B MSV** | Analytical Method: SM 6200B<br>Pace Analytical Services - Charlotte | | | | | | | | |
| 1,1,2,2-Tetrachloroethane | ND | ug/L | 0.50 | 0.22 | 1 | | 01/04/22 14:00 | 79-34-5 | |
| Tetrachloroethene | ND | ug/L | 0.50 | 0.29 | 1 | | 01/04/22 14:00 | 127-18-4 | |
| Toluene | ND | ug/L | 0.50 | 0.48 | 1 | | 01/04/22 14:00 | 108-88-3 | |
| 1,2,3-Trichlorobenzene | ND | ug/L | 2.0 | 0.81 | 1 | | 01/04/22 14:00 | 87-61-6 | |
| 1,2,4-Trichlorobenzene | ND | ug/L | 2.0 | 0.64 | 1 | | 01/04/22 14:00 | 120-82-1 | |
| 1,1,1-Trichloroethane | ND | ug/L | 0.50 | 0.33 | 1 | | 01/04/22 14:00 | 71-55-6 | |
| 1,1,2-Trichloroethane | ND | ug/L | 0.50 | 0.32 | 1 | | 01/04/22 14:00 | 79-00-5 | |
| Trichloroethene | ND | ug/L | 0.50 | 0.38 | 1 | | 01/04/22 14:00 | 79-01-6 | |
| Trichlorofluoromethane | ND | ug/L | 1.0 | 0.30 | 1 | | 01/04/22 14:00 | 75-69-4 | |
| 1,2,3-Trichloropropane | ND | ug/L | 0.50 | 0.26 | 1 | | 01/04/22 14:00 | 96-18-4 | |
| 1,2,4-Trimethylbenzene | ND | ug/L | 0.50 | 0.50 | 1 | | 01/04/22 14:00 | 95-63-6 | |
| 1,3,5-Trimethylbenzene | ND | ug/L | 0.50 | 0.33 | 1 | | 01/04/22 14:00 | 108-67-8 | |
| Vinyl chloride | ND | ug/L | 1.0 | 0.39 | 1 | | 01/04/22 14:00 | 75-01-4 | |
| m&p-Xylene | ND | ug/L | 1.0 | 0.71 | 1 | | 01/04/22 14:00 | 179601-23-1 | |
| o-Xylene | ND | ug/L | 0.50 | 0.34 | 1 | | 01/04/22 14:00 | 95-47-6 | |
| ***Surrogates*** | | | | | | | | | |
| 1,2-Dichloroethane-d4 (S) | 92 | % | 70-130 | | 1 | | 01/04/22 14:00 | 17060-07-0 | |
| 4-Bromofluorobenzene (S) | 97 | % | 70-130 | | 1 | | 01/04/22 14:00 | 460-00-4 | |
| Toluene-d8 (S) | 100 | % | 70-130 | | 1 | | 01/04/22 14:00 | 2037-26-5 | |

## REPORT OF LABORATORY ANALYSIS

This report shall not be reproduced, except in full,
without the written consent of Pace Analytical Services, LLC.

**Pace Analytical Services, LLC**
9800 Kincey Ave. Suite 100
Huntersville, NC 28078
(704)875-9092

## QUALITY CONTROL DATA

Project: CPC HUNTERSVILLE
Pace Project No.: 92580642

QC Batch: 669997
QC Batch Method: MADEP VPH
Analysis Method: MADEP VPH
Analysis Description: VPH NC Water
Laboratory: Pace Analytical Services - Charlotte
Associated Lab Samples: 92580642001, 92580642002, 92580642003, 92580642004, 92580642005, 92580642006, 92580642007, 92580642008

METHOD BLANK: 3508167 Matrix: Water
Associated Lab Samples: 92580642001, 92580642002, 92580642003, 92580642004, 92580642005, 92580642006, 92580642007, 92580642008

| Parameter | Units | Blank Result | Reporting Limit | MDL | Analyzed | Qualifiers |
|---|---|---|---|---|---|---|
| Aliphatic (C05-C08) | ug/L | ND | 50.0 | 50.0 | 01/05/22 18:59 | N2 |
| Aromatic (C09-C10) | ug/L | ND | 50.0 | 50.0 | 01/05/22 18:59 | N2 |
| 4-Bromofluorobenzene (FID) (S) | % | 98 | 70-130 | | 01/05/22 18:59 | |
| 4-Bromofluorobenzene (PID) (S) | % | 82 | 70-130 | | 01/05/22 18:59 | |

LABORATORY CONTROL SAMPLE & LCSD: 3508168 3508169

| Parameter | Units | Spike Conc. | LCS Result | LCSD Result | LCS % Rec | LCSD % Rec | % Rec Limits | RPD | Max RPD | Qualifiers |
|---|---|---|---|---|---|---|---|---|---|---|
| Aliphatic (C05-C08) | ug/L | 300 | 291 | 336 | 97 | 112 | 70-130 | 14 | 25 | N2 |
| Aromatic (C09-C10) | ug/L | 100 | 82.0 | 92.0 | 82 | 92 | 70-130 | 11 | 25 | N2 |
| 4-Bromofluorobenzene (FID) (S) | % | | | | 88 | 98 | 70-130 | | | |
| 4-Bromofluorobenzene (PID) (S) | % | | | | 72 | 78 | 70-130 | | | |

**Results presented on this page are in the units indicated by the "Units" column except where an alternate unit is presented to the right of the result.**

## REPORT OF LABORATORY ANALYSIS

This report shall not be reproduced, except in full,
without the written consent of Pace Analytical Services, LLC.

**Pace Analytical Services, LLC**
9800 Kincey Ave. Suite 100
Huntersville, NC 28078
(704)875-9092

## QUALITY CONTROL DATA

Project: CPC HUNTERSVILLE
Pace Project No.: 92580642

QC Batch: 669619
QC Batch Method: SM 6200B
Analysis Method: SM 6200B
Analysis Description: 6200B MSV
Laboratory: Pace Analytical Services - Charlotte
Associated Lab Samples: 92580642001, 92580642002, 92580642003, 92580642004, 92580642005, 92580642006, 92580642007, 92580642008, 92580642009

METHOD BLANK: 3506190
Matrix: Water
Associated Lab Samples: 92580642001, 92580642002, 92580642003, 92580642004, 92580642005, 92580642006, 92580642007, 92580642008, 92580642009

| Parameter | Units | Blank Result | Reporting Limit | MDL | Analyzed | Qualifiers |
|---|---|---|---|---|---|---|
| 1,1,1,2-Tetrachloroethane | ug/L | ND | 0.50 | 0.31 | 01/04/22 11:18 | |
| 1,1,1-Trichloroethane | ug/L | ND | 0.50 | 0.33 | 01/04/22 11:18 | |
| 1,1,2,2-Tetrachloroethane | ug/L | ND | 0.50 | 0.22 | 01/04/22 11:18 | |
| 1,1,2-Trichloroethane | ug/L | ND | 0.50 | 0.32 | 01/04/22 11:18 | |
| 1,1-Dichloroethane | ug/L | ND | 0.50 | 0.37 | 01/04/22 11:18 | |
| 1,1-Dichloroethene | ug/L | ND | 0.50 | 0.35 | 01/04/22 11:18 | |
| 1,1-Dichloropropene | ug/L | ND | 0.50 | 0.43 | 01/04/22 11:18 | |
| 1,2,3-Trichlorobenzene | ug/L | ND | 2.0 | 0.81 | 01/04/22 11:18 | |
| 1,2,3-Trichloropropane | ug/L | ND | 0.50 | 0.26 | 01/04/22 11:18 | |
| 1,2,4-Trichlorobenzene | ug/L | ND | 2.0 | 0.64 | 01/04/22 11:18 | |
| 1,2,4-Trimethylbenzene | ug/L | ND | 0.50 | 0.50 | 01/04/22 11:18 | |
| 1,2-Dibromo-3-chloropropane | ug/L | ND | 1.0 | 0.34 | 01/04/22 11:18 | |
| 1,2-Dibromoethane (EDB) | ug/L | ND | 0.50 | 0.27 | 01/04/22 11:18 | |
| 1,2-Dichlorobenzene | ug/L | ND | 0.50 | 0.34 | 01/04/22 11:18 | |
| 1,2-Dichloroethane | ug/L | ND | 0.50 | 0.32 | 01/04/22 11:18 | |
| 1,2-Dichloropropane | ug/L | ND | 0.50 | 0.36 | 01/04/22 11:18 | |
| 1,3,5-Trimethylbenzene | ug/L | ND | 0.50 | 0.33 | 01/04/22 11:18 | |
| 1,3-Dichlorobenzene | ug/L | ND | 0.50 | 0.34 | 01/04/22 11:18 | |
| 1,3-Dichloropropane | ug/L | ND | 0.50 | 0.28 | 01/04/22 11:18 | |
| 1,4-Dichlorobenzene | ug/L | ND | 0.50 | 0.33 | 01/04/22 11:18 | |
| 2,2-Dichloropropane | ug/L | ND | 0.50 | 0.39 | 01/04/22 11:18 | |
| 2-Chlorotoluene | ug/L | ND | 0.50 | 0.32 | 01/04/22 11:18 | |
| 4-Chlorotoluene | ug/L | ND | 0.50 | 0.32 | 01/04/22 11:18 | |
| Benzene | ug/L | ND | 0.50 | 0.34 | 01/04/22 11:18 | |
| Bromobenzene | ug/L | ND | 0.50 | 0.29 | 01/04/22 11:18 | |
| Bromochloromethane | ug/L | ND | 0.50 | 0.47 | 01/04/22 11:18 | |
| Bromodichloromethane | ug/L | ND | 0.50 | 0.31 | 01/04/22 11:18 | |
| Bromoform | ug/L | ND | 0.50 | 0.34 | 01/04/22 11:18 | |
| Bromomethane | ug/L | ND | 5.0 | 1.7 | 01/04/22 11:18 | |
| Carbon tetrachloride | ug/L | ND | 0.50 | 0.33 | 01/04/22 11:18 | |
| Chlorobenzene | ug/L | ND | 0.50 | 0.28 | 01/04/22 11:18 | |
| Chloroethane | ug/L | ND | 1.0 | 0.65 | 01/04/22 11:18 | |
| Chloroform | ug/L | ND | 0.50 | 0.35 | 01/04/22 11:18 | |
| Chloromethane | ug/L | ND | 1.0 | 0.54 | 01/04/22 11:18 | |
| cis-1,2-Dichloroethene | ug/L | ND | 0.50 | 0.38 | 01/04/22 11:18 | |
| cis-1,3-Dichloropropene | ug/L | ND | 0.50 | 0.36 | 01/04/22 11:18 | |
| Dibromochloromethane | ug/L | ND | 0.50 | 0.36 | 01/04/22 11:18 | |
| Dibromomethane | ug/L | ND | 0.50 | 0.39 | 01/04/22 11:18 | |
| Dichlorodifluoromethane | ug/L | ND | 0.50 | 0.35 | 01/04/22 11:18 | |

**Results presented on this page are in the units indicated by the "Units" column except where an alternate unit is presented to the right of the result.**

## REPORT OF LABORATORY ANALYSIS

This report shall not be reproduced, except in full,
without the written consent of Pace Analytical Services, LLC.

**Pace Analytical Services, LLC**
9800 Kincey Ave. Suite 100
Huntersville, NC 28078
(704)875-9092

## QUALITY CONTROL DATA

Project: CPC HUNTERSVILLE
Pace Project No.: 92580642

METHOD BLANK: 3506190 Matrix: Water

Associated Lab Samples: 92580642001, 92580642002, 92580642003, 92580642004, 92580642005, 92580642006, 92580642007, 92580642008, 92580642009

| Parameter | Units | Blank Result | Reporting Limit | MDL | Analyzed | Qualifiers |
|---|---|---|---|---|---|---|
| Diisopropyl ether | ug/L | ND | 0.50 | 0.31 | 01/04/22 11:18 | |
| Ethylbenzene | ug/L | ND | 0.50 | 0.30 | 01/04/22 11:18 | |
| Hexachloro-1,3-butadiene | ug/L | ND | 2.0 | 1.5 | 01/04/22 11:18 | |
| Isopropylbenzene (Cumene) | ug/L | ND | 0.50 | 0.33 | 01/04/22 11:18 | |
| m&p-Xylene | ug/L | ND | 1.0 | 0.71 | 01/04/22 11:18 | |
| Methyl-tert-butyl ether | ug/L | ND | 0.50 | 0.42 | 01/04/22 11:18 | |
| Methylene Chloride | ug/L | ND | 2.0 | 2.0 | 01/04/22 11:18 | |
| n-Butylbenzene | ug/L | ND | 0.50 | 0.49 | 01/04/22 11:18 | |
| n-Propylbenzene | ug/L | ND | 0.50 | 0.34 | 01/04/22 11:18 | |
| Naphthalene | ug/L | ND | 2.0 | 0.64 | 01/04/22 11:18 | |
| o-Xylene | ug/L | ND | 0.50 | 0.34 | 01/04/22 11:18 | |
| sec-Butylbenzene | ug/L | ND | 0.50 | 0.40 | 01/04/22 11:18 | |
| Styrene | ug/L | ND | 0.50 | 0.29 | 01/04/22 11:18 | |
| tert-Butylbenzene | ug/L | ND | 0.50 | 0.32 | 01/04/22 11:18 | |
| Tetrachloroethene | ug/L | ND | 0.50 | 0.29 | 01/04/22 11:18 | |
| Toluene | ug/L | ND | 0.50 | 0.48 | 01/04/22 11:18 | |
| trans-1,2-Dichloroethene | ug/L | ND | 0.50 | 0.40 | 01/04/22 11:18 | |
| trans-1,3-Dichloropropene | ug/L | ND | 0.50 | 0.36 | 01/04/22 11:18 | |
| Trichloroethene | ug/L | ND | 0.50 | 0.38 | 01/04/22 11:18 | |
| Trichlorofluoromethane | ug/L | ND | 1.0 | 0.30 | 01/04/22 11:18 | |
| Vinyl chloride | ug/L | ND | 1.0 | 0.39 | 01/04/22 11:18 | |
| 1,2-Dichloroethane-d4 (S) | % | 89 | 70-130 | | 01/04/22 11:18 | |
| 4-Bromofluorobenzene (S) | % | 97 | 70-130 | | 01/04/22 11:18 | |
| Toluene-d8 (S) | % | 101 | 70-130 | | 01/04/22 11:18 | |

LABORATORY CONTROL SAMPLE: 3506191

| Parameter | Units | Spike Conc. | LCS Result | LCS % Rec | % Rec Limits | Qualifiers |
|---|---|---|---|---|---|---|
| 1,1,1,2-Tetrachloroethane | ug/L | 50 | 48.9 | 98 | 60-140 | |
| 1,1,1-Trichloroethane | ug/L | 50 | 47.5 | 95 | 60-140 | |
| 1,1,2,2-Tetrachloroethane | ug/L | 50 | 49.7 | 99 | 60-140 | |
| 1,1,2-Trichloroethane | ug/L | 50 | 55.3 | 111 | 60-140 | |
| 1,1-Dichloroethane | ug/L | 50 | 52.7 | 105 | 60-140 | |
| 1,1-Dichloroethene | ug/L | 50 | 52.1 | 104 | 60-140 | |
| 1,1-Dichloropropene | ug/L | 50 | 50.0 | 100 | 60-140 | |
| 1,2,3-Trichlorobenzene | ug/L | 50 | 49.8 | 100 | 60-140 | |
| 1,2,3-Trichloropropane | ug/L | 50 | 42.9 | 86 | 60-140 | |
| 1,2,4-Trichlorobenzene | ug/L | 50 | 52.1 | 104 | 60-140 | |
| 1,2,4-Trimethylbenzene | ug/L | 50 | 52.0 | 104 | 60-140 | |
| 1,2-Dibromo-3-chloropropane | ug/L | 50 | 42.0 | 84 | 60-140 | |
| 1,2-Dibromoethane (EDB) | ug/L | 50 | 51.2 | 102 | 60-140 | |
| 1,2-Dichlorobenzene | ug/L | 50 | 51.7 | 103 | 60-140 | |
| 1,2-Dichloroethane | ug/L | 50 | 44.2 | 88 | 60-140 | |

**Results presented on this page are in the units indicated by the "Units" column except where an alternate unit is presented to the right of the result.**

## REPORT OF LABORATORY ANALYSIS

This report shall not be reproduced, except in full,
without the written consent of Pace Analytical Services, LLC.

**Pace Analytical Services, LLC**
9800 Kincey Ave. Suite 100
Huntersville, NC 28078
(704)875-9092

## QUALITY CONTROL DATA

Project: CPC HUNTERSVILLE
Pace Project No.: 92580642

LABORATORY CONTROL SAMPLE: 3506191

| Parameter | Units | Spike Conc. | LCS Result | LCS % Rec | % Rec Limits | Qualifiers |
|---|---|---|---|---|---|---|
| 1,2-Dichloropropane | ug/L | 50 | 52.2 | 104 | 60-140 | |
| 1,3,5-Trimethylbenzene | ug/L | 50 | 52.5 | 105 | 60-140 | |
| 1,3-Dichlorobenzene | ug/L | 50 | 51.6 | 103 | 60-140 | |
| 1,3-Dichloropropane | ug/L | 50 | 50.1 | 100 | 60-140 | |
| 1,4-Dichlorobenzene | ug/L | 50 | 50.9 | 102 | 60-140 | |
| 2,2-Dichloropropane | ug/L | 50 | 51.5 | 103 | 60-140 | |
| 2-Chlorotoluene | ug/L | 50 | 52.3 | 105 | 60-140 | |
| 4-Chlorotoluene | ug/L | 50 | 50.1 | 100 | 60-140 | |
| Benzene | ug/L | 50 | 53.8 | 108 | 60-140 | |
| Bromobenzene | ug/L | 50 | 49.8 | 100 | 60-140 | |
| Bromochloromethane | ug/L | 50 | 55.9 | 112 | 60-140 | |
| Bromodichloromethane | ug/L | 50 | 49.1 | 98 | 60-140 | |
| Bromoform | ug/L | 50 | 48.9 | 98 | 60-140 | |
| Bromomethane | ug/L | 50 | 53.6 | 107 | 60-140 | |
| Carbon tetrachloride | ug/L | 50 | 44.1 | 88 | 60-140 | |
| Chlorobenzene | ug/L | 50 | 54.1 | 108 | 60-140 | |
| Chloroethane | ug/L | 50 | 42.0 | 84 | 60-140 | |
| Chloroform | ug/L | 50 | 50.6 | 101 | 60-140 | |
| Chloromethane | ug/L | 50 | 49.2 | 98 | 60-140 | |
| cis-1,2-Dichloroethene | ug/L | 50 | 48.2 | 96 | 60-140 | |
| cis-1,3-Dichloropropene | ug/L | 50 | 50.2 | 100 | 60-140 | |
| Dibromochloromethane | ug/L | 50 | 51.7 | 103 | 60-140 | |
| Dibromomethane | ug/L | 50 | 54.2 | 108 | 60-140 | |
| Dichlorodifluoromethane | ug/L | 50 | 42.1 | 84 | 60-140 | |
| Diisopropyl ether | ug/L | 50 | 47.4 | 95 | 60-140 | |
| Ethylbenzene | ug/L | 50 | 53.8 | 108 | 60-140 | |
| Hexachloro-1,3-butadiene | ug/L | 50 | 46.3 | 93 | 60-140 | |
| Isopropylbenzene (Cumene) | ug/L | 50 | 55.7 | 111 | 60-140 | |
| m&p-Xylene | ug/L | 100 | 107 | 107 | 60-140 | |
| Methyl-tert-butyl ether | ug/L | 50 | 50.1 | 100 | 60-140 | |
| Methylene Chloride | ug/L | 50 | 50.3 | 101 | 60-140 | |
| n-Butylbenzene | ug/L | 50 | 51.6 | 103 | 60-140 | |
| n-Propylbenzene | ug/L | 50 | 51.6 | 103 | 60-140 | |
| Naphthalene | ug/L | 50 | 45.6 | 91 | 60-140 | |
| o-Xylene | ug/L | 50 | 54.1 | 108 | 60-140 | |
| sec-Butylbenzene | ug/L | 50 | 51.9 | 104 | 60-140 | |
| Styrene | ug/L | 50 | 53.3 | 107 | 60-140 | |
| tert-Butylbenzene | ug/L | 50 | 43.9 | 88 | 60-140 | |
| Tetrachloroethene | ug/L | 50 | 49.6 | 99 | 60-140 | |
| Toluene | ug/L | 50 | 53.9 | 108 | 60-140 | |
| trans-1,2-Dichloroethene | ug/L | 50 | 52.6 | 105 | 60-140 | |
| trans-1,3-Dichloropropene | ug/L | 50 | 50.8 | 102 | 60-140 | |
| Trichloroethene | ug/L | 50 | 53.2 | 106 | 60-140 | |
| Trichlorofluoromethane | ug/L | 50 | 42.4 | 85 | 60-140 | |
| Vinyl chloride | ug/L | 50 | 54.0 | 108 | 60-140 | |
| 1,2-Dichloroethane-d4 (S) | % | | | 86 | 70-130 | |
| 4-Bromofluorobenzene (S) | % | | | 99 | 70-130 | |

**Results presented on this page are in the units indicated by the "Units" column except where an alternate unit is presented to the right of the result.**

## REPORT OF LABORATORY ANALYSIS

This report shall not be reproduced, except in full,
without the written consent of Pace Analytical Services, LLC.

**Pace Analytical Services, LLC**
9800 Kincey Ave. Suite 100
Huntersville, NC 28078
(704)875-9092

## QUALITY CONTROL DATA

Project: CPC HUNTERSVILLE
Pace Project No.: 92580642

LABORATORY CONTROL SAMPLE: 3506191

| Parameter | Units | Spike Conc. | LCS Result | LCS % Rec | % Rec Limits | Qualifiers |
|---|---|---|---|---|---|---|
| Toluene-d8 (S) | % | | | 99 | 70-130 | |

MATRIX SPIKE & MATRIX SPIKE DUPLICATE: 3506192 3506193

| Parameter | Units | 92580328001 Result | MS Spike Conc. | MSD Spike Conc. | MS Result | MSD Result | MS % Rec | MSD % Rec | % Rec Limits | RPD | Max RPD | Qual |
|---|---|---|---|---|---|---|---|---|---|---|---|---|
| 1,1,1,2-Tetrachloroethane | ug/L | ND | 250 | 250 | 246 | 252 | 98 | 101 | 60-140 | 2 | 30 | |
| 1,1,1-Trichloroethane | ug/L | ND | 250 | 250 | 253 | 246 | 101 | 98 | 60-140 | 3 | 30 | |
| 1,1,2,2-Tetrachloroethane | ug/L | ND | 250 | 250 | 255 | 266 | 102 | 106 | 60-140 | 4 | 30 | |
| 1,1,2-Trichloroethane | ug/L | ND | 250 | 250 | 293 | 292 | 117 | 117 | 60-140 | 0 | 30 | |
| 1,1-Dichloroethane | ug/L | ND | 250 | 250 | 279 | 280 | 112 | 112 | 60-140 | 0 | 30 | |
| 1,1-Dichloroethene | ug/L | ND | 250 | 250 | 283 | 272 | 113 | 109 | 60-140 | 4 | 30 | |
| 1,1-Dichloropropene | ug/L | ND | 250 | 250 | 269 | 263 | 108 | 105 | 60-140 | 2 | 30 | |
| 1,2,3-Trichlorobenzene | ug/L | ND | 250 | 250 | 253 | 284 | 101 | 114 | 60-140 | 11 | 30 | |
| 1,2,3-Trichloropropane | ug/L | ND | 250 | 250 | 231 | 240 | 92 | 96 | 60-140 | 4 | 30 | |
| 1,2,4-Trichlorobenzene | ug/L | ND | 250 | 250 | 266 | 290 | 106 | 116 | 60-140 | 9 | 30 | |
| 1,2,4-Trimethylbenzene | ug/L | 755 | 250 | 250 | 982 | 1020 | 91 | 107 | 60-140 | 4 | 30 | |
| 1,2-Dibromo-3-chloropropane | ug/L | ND | 250 | 250 | 217 | 236 | 87 | 94 | 60-140 | 8 | 30 | |
| 1,2-Dibromoethane (EDB) | ug/L | ND | 250 | 250 | 269 | 276 | 108 | 110 | 60-140 | 2 | 30 | |
| 1,2-Dichlorobenzene | ug/L | ND | 250 | 250 | 266 | 282 | 106 | 113 | 60-140 | 6 | 30 | |
| 1,2-Dichloroethane | ug/L | ND | 250 | 250 | 236 | 241 | 94 | 96 | 60-140 | 2 | 30 | |
| 1,2-Dichloropropane | ug/L | ND | 250 | 250 | 277 | 285 | 111 | 114 | 60-140 | 3 | 30 | |
| 1,3,5-Trimethylbenzene | ug/L | 186 | 250 | 250 | 464 | 472 | 111 | 115 | 60-140 | 2 | 30 | |
| 1,3-Dichlorobenzene | ug/L | ND | 250 | 250 | 265 | 279 | 106 | 112 | 60-140 | 5 | 30 | |
| 1,3-Dichloropropane | ug/L | ND | 250 | 250 | 258 | 270 | 103 | 108 | 60-140 | 4 | 30 | |
| 1,4-Dichlorobenzene | ug/L | ND | 250 | 250 | 265 | 275 | 106 | 110 | 60-140 | 4 | 30 | |
| 2,2-Dichloropropane | ug/L | ND | 250 | 250 | 252 | 240 | 101 | 96 | 60-140 | 5 | 30 | |
| 2-Chlorotoluene | ug/L | ND | 250 | 250 | 301 | 296 | 120 | 118 | 60-140 | 2 | 30 | |
| 4-Chlorotoluene | ug/L | ND | 250 | 250 | 252 | 269 | 101 | 107 | 60-140 | 6 | 30 | |
| Benzene | ug/L | 211 | 250 | 250 | 493 | 503 | 113 | 117 | 60-140 | 2 | 30 | |
| Bromobenzene | ug/L | ND | 250 | 250 | 258 | 280 | 103 | 112 | 60-140 | 8 | 30 | |
| Bromochloromethane | ug/L | ND | 250 | 250 | 285 | 296 | 114 | 118 | 60-140 | 4 | 30 | |
| Bromodichloromethane | ug/L | ND | 250 | 250 | 246 | 256 | 98 | 103 | 60-140 | 4 | 30 | |
| Bromoform | ug/L | ND | 250 | 250 | 219 | 236 | 87 | 94 | 60-140 | 8 | 30 | |
| Bromomethane | ug/L | ND | 250 | 250 | 227 | 270 | 91 | 108 | 60-140 | 17 | 30 | |
| Carbon tetrachloride | ug/L | ND | 250 | 250 | 233 | 222 | 93 | 89 | 60-140 | 5 | 30 | |
| Chlorobenzene | ug/L | ND | 250 | 250 | 274 | 291 | 110 | 116 | 60-140 | 6 | 30 | |
| Chloroethane | ug/L | ND | 250 | 250 | 305 | 307 | 122 | 123 | 60-140 | 1 | 30 | |
| Chloroform | ug/L | ND | 250 | 250 | 264 | 276 | 105 | 110 | 60-140 | 5 | 30 | |
| Chloromethane | ug/L | ND | 250 | 250 | 251 | 253 | 100 | 101 | 60-140 | 1 | 30 | |
| cis-1,2-Dichloroethene | ug/L | ND | 250 | 250 | 259 | 262 | 103 | 105 | 60-140 | 1 | 30 | |
| cis-1,3-Dichloropropene | ug/L | ND | 250 | 250 | 246 | 263 | 98 | 105 | 60-140 | 7 | 30 | |
| Dibromochloromethane | ug/L | ND | 250 | 250 | 237 | 258 | 95 | 103 | 60-140 | 8 | 30 | |
| Dibromomethane | ug/L | ND | 250 | 250 | 270 | 298 | 108 | 119 | 60-140 | 10 | 30 | |

**Results presented on this page are in the units indicated by the "Units" column except where an alternate unit is presented to the right of the result.**

## REPORT OF LABORATORY ANALYSIS

This report shall not be reproduced, except in full,
without the written consent of Pace Analytical Services, LLC.

**Pace Analytical Services, LLC**
9800 Kincey Ave. Suite 100
Huntersville, NC 28078
(704)875-9092

## QUALITY CONTROL DATA

Project: CPC HUNTERSVILLE
Pace Project No.: 92580642

MATRIX SPIKE & MATRIX SPIKE DUPLICATE: 3506192 3506193

| Parameter | Units | 92580328001 Result | MS Spike Conc. | MSD Spike Conc. | MS Result | MSD Result | MS % Rec | MSD % Rec | % Rec Limits | RPD | Max RPD | Qual |
|---|---|---|---|---|---|---|---|---|---|---|---|---|
| Dichlorodifluoromethane | ug/L | ND | 250 | 250 | 246 | 182 | 98 | 73 | 60-140 | 30 | 30 | |
| Diisopropyl ether | ug/L | 23.0 | 250 | 250 | 272 | 276 | 100 | 101 | 60-140 | 1 | 30 | |
| Ethylbenzene | ug/L | 838 | 250 | 250 | 1080 | 1110 | 97 | 110 | 60-140 | 3 | 30 | |
| Hexachloro-1,3-butadiene | ug/L | ND | 250 | 250 | 231 | 244 | 92 | 97 | 60-140 | 5 | 30 | |
| Isopropylbenzene (Cumene) | ug/L | 26.8 | 250 | 250 | 319 | 331 | 117 | 122 | 60-140 | 4 | 30 | |
| m&p-Xylene | ug/L | 2950 | 500 | 500 | 3380 | 3500 | 87 | 110 | 60-140 | 3 | 30 | |
| Methyl-tert-butyl ether | ug/L | 250 | 250 | 250 | 503 | 520 | 101 | 108 | 60-140 | 3 | 30 | |
| Methylene Chloride | ug/L | ND | 250 | 250 | 250 | 254 | 100 | 101 | 60-140 | 1 | 30 | |
| n-Butylbenzene | ug/L | ND | 250 | 250 | 285 | 288 | 114 | 115 | 60-140 | 1 | 30 | |
| n-Propylbenzene | ug/L | 81.0 | 250 | 250 | 349 | 359 | 107 | 111 | 60-140 | 3 | 30 | |
| Naphthalene | ug/L | 288 | 250 | 250 | 538 | 596 | 100 | 123 | 60-140 | 10 | 30 | |
| o-Xylene | ug/L | 1520 | 250 | 250 | 1730 | 1800 | 84 | 109 | 60-140 | 4 | 30 | |
| sec-Butylbenzene | ug/L | ND | 250 | 250 | 280 | 287 | 112 | 115 | 60-140 | 3 | 30 | |
| Styrene | ug/L | ND | 250 | 250 | 278 | 290 | 111 | 116 | 60-140 | 4 | 30 | |
| tert-Butylbenzene | ug/L | ND | 250 | 250 | 230 | 238 | 92 | 95 | 60-140 | 3 | 30 | |
| Tetrachloroethene | ug/L | ND | 250 | 250 | 250 | 253 | 100 | 101 | 60-140 | 1 | 30 | |
| Toluene | ug/L | 1730 | 250 | 250 | 1990 | 2070 | 107 | 136 | 60-140 | 4 | 30 | |
| trans-1,2-Dichloroethene | ug/L | ND | 250 | 250 | 288 | 280 | 115 | 112 | 60-140 | 3 | 30 | |
| trans-1,3-Dichloropropene | ug/L | ND | 250 | 250 | 253 | 268 | 101 | 107 | 60-140 | 6 | 30 | |
| Trichloroethene | ug/L | ND | 250 | 250 | 280 | 285 | 112 | 114 | 60-140 | 2 | 30 | |
| Trichlorofluoromethane | ug/L | ND | 250 | 250 | 245 | 207 | 98 | 83 | 60-140 | 17 | 30 | |
| Vinyl chloride | ug/L | ND | 250 | 250 | 297 | 286 | 119 | 114 | 60-140 | 4 | 30 | |
| 1,2-Dichloroethane-d4 (S) | % | | | | | | 91 | 87 | 70-130 | | | |
| 4-Bromofluorobenzene (S) | % | | | | | | 98 | 96 | 70-130 | | | |
| Toluene-d8 (S) | % | | | | | | 101 | 102 | 70-130 | | | |

**Results presented on this page are in the units indicated by the "Units" column except where an alternate unit is presented to the right of the result.**

## REPORT OF LABORATORY ANALYSIS

This report shall not be reproduced, except in full,
without the written consent of Pace Analytical Services, LLC.

**Pace Analytical Services, LLC**
9800 Kincey Ave. Suite 100
Huntersville, NC 28078
(704)875-9092

# QUALIFIERS

Project: CPC HUNTERSVILLE
Pace Project No.: 92580642

## DEFINITIONS

DF - Dilution Factor, if reported, represents the factor applied to the reported data due to dilution of the sample aliquot.

ND - Not Detected at or above adjusted reporting limit.

TNTC - Too Numerous To Count

J - Estimated concentration above the adjusted method detection limit and below the adjusted reporting limit.

MDL - Adjusted Method Detection Limit.

PQL - Practical Quantitation Limit.

RL - Reporting Limit - The lowest concentration value that meets project requirements for quantitative data with known precision and bias for a specific analyte in a specific matrix.

S - Surrogate

1,2-Diphenylhydrazine decomposes to and cannot be separated from Azobenzene using Method 8270. The result for each analyte is a combined concentration.

Consistent with EPA guidelines, unrounded data are displayed and have been used to calculate % recovery and RPD values.

LCS(D) - Laboratory Control Sample (Duplicate)

MS(D) - Matrix Spike (Duplicate)

DUP - Sample Duplicate

RPD - Relative Percent Difference

NC - Not Calculable.

SG - Silica Gel - Clean-Up

U - Indicates the compound was analyzed for, but not detected.

Acid preservation may not be appropriate for 2 Chloroethylvinyl ether.

A separate vial preserved to a pH of 4-5 is recommended in SW846 Chapter 4 for the analysis of Acrolein and Acrylonitrile by EPA Method 8260.

N-Nitrosodiphenylamine decomposes and cannot be separated from Diphenylamine using Method 8270. The result reported for each analyte is a combined concentration.

Reported results are not rounded until the final step prior to reporting. Therefore, calculated parameters that are typically reported as "Total" may vary slightly from the sum of the reported component parameters.

Pace Analytical is TNI accredited. Contact your Pace PM for the current list of accredited analytes.

TNI - The NELAC Institute.

## ANALYTE QUALIFIERS

| | |
|---|---|
| N2 | The lab does not hold NELAC/TNI accreditation for this parameter but other accreditations/certifications may apply. A complete list of accreditations/certifications is available upon request. |

## REPORT OF LABORATORY ANALYSIS

This report shall not be reproduced, except in full,
without the written consent of Pace Analytical Services, LLC.

**Pace Analytical Services, LLC**
9800 Kincey Ave. Suite 100
Huntersville, NC 28078
(704)875-9092

## QUALITY CONTROL DATA CROSS REFERENCE TABLE

Project: CPC HUNTERSVILLE
Pace Project No.: 92580642

| Lab ID | Sample ID | QC Batch Method | QC Batch | Analytical Method | Analytical Batch |
|---|---|---|---|---|---|
| **92580642001** | **MW-64** | MADEP VPH | 669997 | | |
| **92580642002** | **MW-65D** | MADEP VPH | 669997 | | |
| **92580642003** | **MW-70** | MADEP VPH | 669997 | | |
| **92580642004** | **MW-75** | MADEP VPH | 669997 | | |
| **92580642005** | **MW-65** | MADEP VPH | 669997 | | |
| **92580642006** | **FB-1-20220103** | MADEP VPH | 669997 | | |
| **92580642007** | **DUP-1-20220103** | MADEP VPH | 669997 | | |
| **92580642008** | **MW-74** | MADEP VPH | 669997 | | |
| **92580642001** | **MW-64** | SM 6200B | 669619 | | |
| **92580642002** | **MW-65D** | SM 6200B | 669619 | | |
| **92580642003** | **MW-70** | SM 6200B | 669619 | | |
| **92580642004** | **MW-75** | SM 6200B | 669619 | | |
| **92580642005** | **MW-65** | SM 6200B | 669619 | | |
| **92580642006** | **FB-1-20220103** | SM 6200B | 669619 | | |
| **92580642007** | **DUP-1-20220103** | SM 6200B | 669619 | | |
| **92580642008** | **MW-74** | SM 6200B | 669619 | | |
| **92580642009** | **TRIP BLANK** | SM 6200B | 669619 | | |



This report shall not be reproduced, except in full,
without the written consent of Pace Analytical Services, LLC.

| Pace Analytical® | Document Name: Sample Condition Upon Receipt (SCUR) | Document Revised: November 15, 2021 Page 1 of 2 |
|---|---|---|
| | Document No.: F-CAR-CS-033-Rev.08 | Issuing Authority: Pace Carolinas Quality Office |

**Laboratory receiving samples:**
Asheville ☐ Eden ☐ Greenwood ☐ Huntersville ☑ Raleigh ☐ Mechanicsville ☐ Atlanta ☐ Kernersville ☐

**Sample Condition Upon Receipt**

**Client Name:** AECOM

**Project** WO# : 92580642

92580642

**Courier:** ☐ Commercial ☐ Fed Ex ☐ Pace ☐ UPS ☐ USPS ☐ Other:____ ☑ Client

**Custody Seal Present?** ☐ Yes ☑ No **Seals Intact?** ☐ Yes ☐ No

**Date/Initials Person Examining Contents:** MS 1-3-22

**Packing Material:** ☐ Bubble Wrap ☐ Bubble Bags ☐ None ☐ Other

**Biological Tissue Frozen?** ☐ Yes ☐ No ☐ N/A

**Thermometer:** ☑ IR Gun ID: 97009

**Type of Ice:** ☐ Wet ☐ Blue ☐ None

**Cooler Temp:** +6 **Correction Factor:** Add/Subtract (°C) 0

Temp should be above freezing to 6°C
☐ Samples out of temp criteria. Samples on ice, cooling process has begun

**Cooler Temp Corrected (°C):** +6

**USDA Regulated Soil** ( ☐ N/A, water sample)

Did samples originate in a quarantine zone within the United States: CA, NY, or SC (check maps)? ☐ Yes ☐ No

Did samples originate from a foreign source (internationally, including Hawaii and Puerto Rico)? ☐ Yes ☐ No

| | | | | Comments/Discrepancy: |
|---|---|---|---|---|
| Chain of Custody Present? | ☑ Yes | ☐ No | ☐ N/A | 1. |
| Samples Arrived within Hold Time? | ☑ Yes | ☐ No | ☐ N/A | 2. |
| **Short Hold Time Analysis (<72 hr.)?** | ☐ Yes | ☑ No | ☐ N/A | 3. |
| **Rush Turn Around Time Requested?** | ☑ Yes | ☐ No | ☐ N/A | 4. |
| Sufficient Volume? | ☑ Yes | ☐ No | ☐ N/A | 5. |
| Correct Containers Used? | ☑ Yes | ☐ No | ☐ N/A | 6. |
| -Pace Containers Used? | ☑ Yes | ☐ No | ☐ N/A | |
| Containers Intact? | ☑ Yes | ☐ No | ☐ N/A | 7. |
| Dissolved analysis: Samples Field Filtered? | ☐ Yes | ☐ No | ☑ N/A | 8. |
| Sample Labels Match COC? | ☑ Yes | ☐ No | ☐ N/A | 9. |
| -Includes Date/Time/ID/Analysis Matrix: W | | | | |
| Headspace in VOA Vials (>5-6mm)? | ☐ Yes | ☑ No | ☐ N/A | 10. |
| Trip Blank Present? | ☑ Yes | ☐ No | ☐ N/A | 11. |
| Trip Blank Custody Seals Present? | ☑ Yes | ☐ No | ☐ N/A | |

**COMMENTS/SAMPLE DISCREPANCY**

**Field Data Required?** ☐ Yes ☐ No

Lot ID of split containers:

**CLIENT NOTIFICATION/RESOLUTION**

Person contacted: _____ Date/Time: _____

**Project Manager SCURF Review:** _____ **Date:** _____

**Project Manager SRF Review:** _____ **Date:** _____

***Check mark top half of box if pH and/or dechlorination is verified and within the acceptance range for preservation samples.**

Exceptions: VOA, Coliform, TOC, Oil and Grease, DRO/8015 (water) DOC, LLHg

****Bottom half of box is to list number of bottles**

Project # **WO# : 92580642**

PM: BV Due Date: 01/06/22

CLIENT: 92-AECOM CHA

| Item# | BP4U-125 mL Plastic Unpreserved (N/A) (Cl-) | BP3U-250 mL Plastic Unpreserved (N/A) | BP2U-500 mL Plastic Unpreserved (N/A) | BP1U-1 liter Plastic Unpreserved (N/A) | BP4S-125 mL Plastic H2SO4 (pH < 2) (Cl-) | BP3N-250 mL plastic HNO3 (pH < 2) | BP4Z-125 mL Plastic ZN Acetate & NaOH (>9) | BP4B-125 mL Plastic NaOH (pH > 12) (Cl-) | WGFU-Wide-mouthed Glass jar Unpreserved | AG1U-1 liter Amber Unpreserved (N/A) (Cl-) | AG1H-1 liter Amber HCl (pH < 2) | AG3U-250 mL Amber Unpreserved (N/A) (Cl-) | AG1S-1 liter Amber H2SO4 (pH < 2) | AG3S-250 mL Amber H2SO4 (pH < 2) | AG3A(DG3A)-250 mL Amber NH4Cl (N/A)(Cl-) | DG9H-40 mL VOA HCl (N/A) | VG9T-40 mL VOA Na2S2O3 (N/A) | VG9U-40 mL VOA Unpreserved (N/A) | DG9P-40 mL VOA H3PO4 (N/A) | VOAK (3 vials per kit)-5035 kit (N/A) | V/GK (3 vials per kit)-VPH/Gas kit (N/A) | SP5T-125 mL Sterile Plastic (N/A – lab) | SP2T-250 mL Sterile Plastic (N/A – lab) | | BP3A-250 mL Plastic (NH2)2SO4 (9.3-9.7) | AG0U-100 mL Amber Unpreserved vials (N/A) | VSGU-20 mL Scintillation vials (N/A) | DG9U-40 mL Amber Unpreserved vials (N/A) |
|---|---|---|---|---|---|---|---|---|---|---|---|---|---|---|---|---|---|---|---|---|---|---|---|---|---|---|---|---|
| 1 | | | | | | 1 | | | | | | | | | | 2 | | | | | | | | | | | | |
| 2 | | | | | | 1 | | | | | | | | | | 2 | | | | | | | | | | | | |
| 3 | | | | | | 1 | | | | | | | | | | 2 | | | | | | | | | | | | |
| 4 | | | | | | 1 | | | | | | | | | | 2 | | | | | | | | | | | | |
| 5 | | | | | | 1 | | | | | | | | | | 2 | | | | | | | | | | | | |
| 6 | | | | | | | | | | | | | | | | 2 | | | | | | | | | | | | |
| 7 | | | | | | 1 | | | | | | | | | | 2 | | | | | | | | | | | | |
| 8 | | | | | | | | | | | | | | | | 2 | | | | | | | | | | | | |
| 9 | | | | | | 1 | | | | | | | | | | 1 | | | | | | | | | | | | |
| 10 | | | | | | | | | | | | | | | | | | | | | | | | | | | | |
| 11 | | | | | | | | | | | | | | | | | | | | | | | | | | | | |
| 12 | | | | | | | | | | | | | | | | | | | | | | | | | | | | |

## pH Adjustment Log for Preserved Samples

| Sample ID | Type of Preservative | pH upon receipt | Date preservation adjusted | Time preservation adjusted | Amount of Preservative added | Lot # |
|---|---|---|---|---|---|---|
| | | | | | | |
| | | | | | | |
| | | | | | | |

Note: Whenever there is a discrepancy affecting North Carolina compliance samples, a copy of this form will be sent to the North Carolina DEHNR Certification Office (i.e. Out of hold, incorrect preservative, out of temp, incorrect containers.

KED

Pace Analytical
WWW.PACELABS.COM

# CHAIN-OF-CUSTODY / Analytical Request Document

The Chain-of-Custody is a LEGAL DOCUMENT. All relevant fields must be completed accurately.

Submitting a sample via this chain of custody constitutes acknowledgment and acceptance of the Pace Terms and Conditions found at https://info.pacelabs.com/hubfs/pas-standard-terms.pdf.



| Section A | Section B | Section C |
|---|---|---|
| Required Client Information: | Required Project Information: | Invoice Information: |
| Company: AECOM | Report To: Andrew Wreschnig | Attention: |
| Address: 6000 Fairview Road | Copy To: | Company Name: |
| Suite 200, Charlotte, NC 28210 | | Address: |
| Email: andrew.wreschnig@aecom.com | Purchase Order #: | Pace Quote: |
| Phone: (704)522-0330 Fax: | Project Name: CPC Huntersville 60639876 | Pace Project Manager: bonnie.vang@pacelabs.com, |
| Requested Due Date: 3-Day TAT | Project #: | Pace Profile #: 12518-3 |

Regulatory Agency

State / Location: NC

Requested Analysis Filtered (Y/N)

| ITEM # | SAMPLE ID (One Character per box. (A-Z, 0-9 / , -) Sample Ids must be unique) | MATRIX CODE (see valid codes to left) | SAMPLE TYPE (G=GRAB C=COMP) | COLLECTED START DATE | COLLECTED START TIME | COLLECTED END DATE | COLLECTED END TIME | SAMPLE TEMP AT COLLECTION | # OF CONTAINERS | Preservatives: Unpreserved | H2SO4 | HNO3 | HCl | NaOH | Na2S2O3 | Methanol | Other | Analyses Test Y/N | 6200 | VPH | Lead; Total | Trip BLANK | 2L DI Water | Residual Chlorine (Y/N) | 92580642 |
|---|---|---|---|---|---|---|---|---|---|---|---|---|---|---|---|---|---|---|---|---|---|---|---|---|---|
| 1 | MW-64 | WT | G | 1/3/22 | 1210 | | | | 8 | | | X | X | | | | | | X | X | X | | | | 01 |
| 2 | MW-65D | WT | G | 1/3/22 | 1235 | | | | 8 | | | X | X | | | | | | X | X | X | | | | 02 |
| 3 | MW-70 | WT | G | 1/3/22 | 1335 | | | | 8 | | | X | X | | | | | | X | X | X | | | | 03 |
| 4 | ~~MW-67~~ MW-75 | WT | G | 1/3/22 | ~~1254~~ 1455 | | | | 8 | | | X | X | | | | | | X | X | X | | | | 04 |
| 5 | MW-65 | WT | G | 1/3/22 | 1435 | | | | 8 | | | X | X | | | | | | X | X | X | | | | 05 |
| 6 | FB-1-20220103 | WT | G | 1/3/22 | 1315 | | | | 7 | | | | X | | | | | | X | X | | | | | 06 |
| 7 | Dup-1-20220103 | WT | G | 1/3/22 | — | | | | 8 | | | X | X | | | | | | X | X | X | | | | 07 08 |
| 8 | Trip Blank | — | — | — | — | | | | | | | | | | | | | | | | | X | | | |
| 9 | MW-74 | WT | G | 1/3/22 | 1605 | | | | 8 | | | X | X | | | | | | X | X | X | | | | 08 |
| 10 | | | | | | | | | | | | | | | | | | | | | | | | | |
| 11 | | | | | | | | | | | | | | | | | | | | | | | | | |
| 12 | | | | | | | | | | | | | | | | | | | | | | | | | |

| ADDITIONAL COMMENTS | RELINQUISHED BY / AFFILIATION | DATE | TIME | ACCEPTED BY / AFFILIATION | DATE | TIME |
|---|---|---|---|---|---|---|
| 3-Day TAT | Mike de Kozlowski / AECOM | 01/03/22 | 1730 | MD GPOCr ITW | 1-3-22 | 1730 |
| | | | | | | |
| | | | | | | |
| | | | | | | |

SAMPLE CONDITIONS

| TEMP in C | Received on Ice (Y/N) | Custody Sealed Cooler (Y/N) | Samples Intact (Y/N) |
|---|---|---|---|
| 0.6 | Y | N | Y |

SAMPLER NAME AND SIGNATURE

PRINT Name of SAMPLER: Mike de Kozlowski

SIGNATURE of SAMPLER: Mike de Kozlowski DATE Signed: 01/03/22

**Pace Analytical Services, LLC**
9800 Kincey Ave. Suite 100
Huntersville, NC 28078
(704)875-9092

January 06, 2022

Andrew Wreschnig
AECOM
6000 Fairview Road
Suite 200
Charlotte, NC 28210

RE: Project: CPC HUNTERSVILLE
Pace Project No.: 92580643

Dear Andrew Wreschnig:

Enclosed are the analytical results for sample(s) received by the laboratory on January 03, 2022. The results relate only to the samples included in this report. Results reported herein conform to the applicable TNI/NELAC Standards and the laboratory's Quality Manual, where applicable, unless otherwise noted in the body of the report.

The test results provided in this final report were generated by each of the following laboratories within the Pace Network:

- Pace Analytical Services - Asheville

If you have any questions concerning this report, please feel free to contact me.

Sincerely,

Bonnie Vang
bonnie.vang@pacelabs.com
(704)875-9092
Project Manager

Enclosures

cc: Teresa Amentt Jennings, AECOM
Jeff Morrison, Colonial Pipeline Company



This report shall not be reproduced, except in full,
without the written consent of Pace Analytical Services, LLC.

**Pace Analytical Services, LLC**
9800 Kincey Ave.  Suite 100
Huntersville, NC 28078
(704)875-9092

## CERTIFICATIONS

Project: CPC HUNTERSVILLE
Pace Project No.: 92580643

**Pace Analytical Services Asheville**
2225 Riverside Drive, Asheville, NC  28804
Florida/NELAP Certification #: E87648
North Carolina Drinking Water Certification #: 37712
North Carolina Wastewater Certification #: 40
South Carolina Laboratory ID: 99030
South Carolina Certification #: 99030001
Virginia/VELAP Certification #: 460222

## REPORT OF LABORATORY ANALYSIS

This report shall not be reproduced, except in full,
without the written consent of Pace Analytical Services, LLC.

**Pace Analytical Services, LLC**
9800 Kincey Ave. Suite 100
Huntersville, NC 28078
(704)875-9092

## SAMPLE SUMMARY

Project: CPC HUNTERSVILLE
Pace Project No.: 92580643

| Lab ID | Sample ID | Matrix | Date Collected | Date Received |
|---|---|---|---|---|
| **92580643001** | **MW-64** | Water | 01/03/22 12:10 | 01/03/22 17:30 |
| **92580643002** | **MW-65D** | Water | 01/03/22 12:35 | 01/03/22 17:30 |
| **92580643003** | **MW-70** | Water | 01/03/22 13:35 | 01/03/22 17:30 |
| **92580643004** | **MW-75** | Water | 01/03/22 14:55 | 01/03/22 17:30 |
| **92580643005** | **MW-65** | Water | 01/03/22 14:35 | 01/03/22 17:30 |
| **92580643006** | **DUP-1-20220103** | Water | 01/03/22 00:00 | 01/03/22 17:30 |
| **92580643007** | **MW-74** | Water | 01/03/22 10:05 | 01/03/22 17:30 |



This report shall not be reproduced, except in full,
without the written consent of Pace Analytical Services, LLC.

Pace Analytical Services, LLC
9800 Kincey Ave. Suite 100
Huntersville, NC 28078
(704)875-9092

## SAMPLE ANALYTE COUNT

Project: CPC HUNTERSVILLE
Pace Project No.: 92580643

| Lab ID | Sample ID | Method | Analysts | Analytes Reported | Laboratory |
|---|---|---|---|---|---|
| **92580643001** | **MW-64** | EPA 6020B | CRW | 1 | PASI-A |
| **92580643002** | **MW-65D** | EPA 6020B | CRW | 1 | PASI-A |
| **92580643003** | **MW-70** | EPA 6020B | CRW | 1 | PASI-A |
| **92580643004** | **MW-75** | EPA 6020B | CRW | 1 | PASI-A |
| **92580643005** | **MW-65** | EPA 6020B | CRW | 1 | PASI-A |
| **92580643006** | **DUP-1-20220103** | EPA 6020B | CRW | 1 | PASI-A |
| **92580643007** | **MW-74** | EPA 6020B | CRW | 1 | PASI-A |

PASI-A = Pace Analytical Services - Asheville



This report shall not be reproduced, except in full,
without the written consent of Pace Analytical Services, LLC.

**Pace Analytical Services, LLC**
9800 Kincey Ave. Suite 100
Huntersville, NC 28078
(704)875-9092

## ANALYTICAL RESULTS

Project: CPC HUNTERSVILLE
Pace Project No.: 92580643

**Sample: MW-64** **Lab ID: 92580643001** Collected: 01/03/22 12:10 Received: 01/03/22 17:30 Matrix: Water

| Parameters | Results | Units | Report Limit | MDL | DF | Prepared | Analyzed | CAS No. | Qual |
|---|---|---|---|---|---|---|---|---|---|
| **6020 MET ICPMS** | Analytical Method: EPA 6020B Preparation Method: EPA 3010A<br>Pace Analytical Services - Asheville | | | | | | | | |
| Lead | **0.64J** | ug/L | 5.0 | 0.077 | 1 | 01/04/22 16:50 | 01/05/22 12:51 | 7439-92-1 | |

## REPORT OF LABORATORY ANALYSIS

This report shall not be reproduced, except in full,
without the written consent of Pace Analytical Services, LLC.

**Pace Analytical Services, LLC**
9800 Kincey Ave. Suite 100
Huntersville, NC 28078
(704)875-9092

## ANALYTICAL RESULTS

Project: CPC HUNTERSVILLE
Pace Project No.: 92580643

**Sample: MW-65D** **Lab ID: 92580643002** Collected: 01/03/22 12:35 Received: 01/03/22 17:30 Matrix: Water

| Parameters | Results | Units | Report Limit | MDL | DF | Prepared | Analyzed | CAS No. | Qual |
|---|---|---|---|---|---|---|---|---|---|
| **6020 MET ICPMS** | Analytical Method: EPA 6020B Preparation Method: EPA 3010A<br>Pace Analytical Services - Asheville | | | | | | | | |
| Lead | ND | ug/L | 5.0 | 0.077 | 1 | 01/04/22 16:50 | 01/05/22 13:09 | 7439-92-1 | |

## REPORT OF LABORATORY ANALYSIS

This report shall not be reproduced, except in full,
without the written consent of Pace Analytical Services, LLC.

**Pace Analytical Services, LLC**
9800 Kincey Ave. Suite 100
Huntersville, NC 28078
(704)875-9092

## ANALYTICAL RESULTS

Project: CPC HUNTERSVILLE
Pace Project No.: 92580643

**Sample: MW-70** **Lab ID: 92580643003** Collected: 01/03/22 13:35 Received: 01/03/22 17:30 Matrix: Water

| Parameters | Results | Units | Report Limit | MDL | DF | Prepared | Analyzed | CAS No. | Qual |
|---|---|---|---|---|---|---|---|---|---|
| **6020 MET ICPMS** | Analytical Method: EPA 6020B Preparation Method: EPA 3010A<br>Pace Analytical Services - Asheville | | | | | | | | |
| Lead | **0.77J** | ug/L | 5.0 | 0.077 | 1 | 01/04/22 16:50 | 01/05/22 13:13 | 7439-92-1 | |

## REPORT OF LABORATORY ANALYSIS

This report shall not be reproduced, except in full,
without the written consent of Pace Analytical Services, LLC.

**Pace Analytical Services, LLC**
9800 Kincey Ave. Suite 100
Huntersville, NC 28078
(704)875-9092

## ANALYTICAL RESULTS

Project: CPC HUNTERSVILLE
Pace Project No.: 92580643

**Sample: MW-75** **Lab ID: 92580643004** Collected: 01/03/22 14:55 Received: 01/03/22 17:30 Matrix: Water

| Parameters | Results | Units | Report Limit | MDL | DF | Prepared | Analyzed | CAS No. | Qual |
|---|---|---|---|---|---|---|---|---|---|
| **6020 MET ICPMS** | Analytical Method: EPA 6020B Preparation Method: EPA 3010A<br>Pace Analytical Services - Asheville | | | | | | | | |
| Lead | **10.7** | ug/L | 5.0 | 0.077 | 1 | 01/04/22 16:50 | 01/05/22 13:17 | 7439-92-1 | |

## REPORT OF LABORATORY ANALYSIS

This report shall not be reproduced, except in full,
without the written consent of Pace Analytical Services, LLC.

**Pace Analytical Services, LLC**
9800 Kincey Ave. Suite 100
Huntersville, NC 28078
(704)875-9092

## ANALYTICAL RESULTS

Project: CPC HUNTERSVILLE
Pace Project No.: 92580643

**Sample: MW-65** **Lab ID: 92580643005** Collected: 01/03/22 14:35 Received: 01/03/22 17:30 Matrix: Water

| Parameters | Results | Units | Report Limit | MDL | DF | Prepared | Analyzed | CAS No. | Qual |
|---|---|---|---|---|---|---|---|---|---|
| **6020 MET ICPMS** | Analytical Method: EPA 6020B Preparation Method: EPA 3010A<br>Pace Analytical Services - Asheville | | | | | | | | |
| Lead | **0.27J** | ug/L | 5.0 | 0.077 | 1 | 01/04/22 16:50 | 01/05/22 13:36 | 7439-92-1 | |

## REPORT OF LABORATORY ANALYSIS

This report shall not be reproduced, except in full,
without the written consent of Pace Analytical Services, LLC.

**Pace Analytical Services, LLC**
9800 Kincey Ave. Suite 100
Huntersville, NC 28078
(704)875-9092

## ANALYTICAL RESULTS

Project: CPC HUNTERSVILLE
Pace Project No.: 92580643

**Sample: DUP-1-20220103** **Lab ID: 92580643006** Collected: 01/03/22 00:00 Received: 01/03/22 17:30 Matrix: Water

| Parameters | Results | Units | Report Limit | MDL | DF | Prepared | Analyzed | CAS No. | Qual |
|---|---|---|---|---|---|---|---|---|---|
| **6020 MET ICPMS** | Analytical Method: EPA 6020B Preparation Method: EPA 3010A<br>Pace Analytical Services - Asheville | | | | | | | | |
| Lead | ND | ug/L | 5.0 | 0.077 | 1 | 01/04/22 16:50 | 01/05/22 13:40 | 7439-92-1 | |

## REPORT OF LABORATORY ANALYSIS

This report shall not be reproduced, except in full,
without the written consent of Pace Analytical Services, LLC.

**Pace Analytical Services, LLC**
9800 Kincey Ave. Suite 100
Huntersville, NC 28078
(704)875-9092

## ANALYTICAL RESULTS

Project: CPC HUNTERSVILLE
Pace Project No.: 92580643

**Sample: MW-74** **Lab ID: 92580643007** Collected: 01/03/22 10:05 Received: 01/03/22 17:30 Matrix: Water

| Parameters | Results | Units | Report Limit | MDL | DF | Prepared | Analyzed | CAS No. | Qual |
|---|---|---|---|---|---|---|---|---|---|
| **6020 MET ICPMS** | Analytical Method: EPA 6020B Preparation Method: EPA 3010A<br>Pace Analytical Services - Asheville | | | | | | | | |
| Lead | **11.8** | ug/L | 5.0 | 0.077 | 1 | 01/04/22 16:50 | 01/05/22 13:43 | 7439-92-1 | |

## REPORT OF LABORATORY ANALYSIS

This report shall not be reproduced, except in full,
without the written consent of Pace Analytical Services, LLC.

**Pace Analytical Services, LLC**
9800 Kincey Ave. Suite 100
Huntersville, NC 28078
(704)875-9092

## QUALITY CONTROL DATA

Project: CPC HUNTERSVILLE
Pace Project No.: 92580643

QC Batch: 669593 — Analysis Method: EPA 6020B
QC Batch Method: EPA 3010A — Analysis Description: 6020 MET
Laboratory: Pace Analytical Services - Asheville
Associated Lab Samples: 92580643001, 92580643002, 92580643003, 92580643004, 92580643005, 92580643006, 92580643007

METHOD BLANK: 3506063 — Matrix: Water
Associated Lab Samples: 92580643001, 92580643002, 92580643003, 92580643004, 92580643005, 92580643006, 92580643007

| Parameter | Units | Blank Result | Reporting Limit | MDL | Analyzed | Qualifiers |
|---|---|---|---|---|---|---|
| Lead | ug/L | ND | 5.0 | 0.077 | 01/05/22 12:44 | |

LABORATORY CONTROL SAMPLE: 3506064

| Parameter | Units | Spike Conc. | LCS Result | LCS % Rec | % Rec Limits | Qualifiers |
|---|---|---|---|---|---|---|
| Lead | ug/L | 50 | 49.4 | 99 | 80-120 | |

MATRIX SPIKE & MATRIX SPIKE DUPLICATE: 3506065 3506066

| Parameter | Units | 92580643001 Result | MS Spike Conc. | MSD Spike Conc. | MS Result | MSD Result | MS % Rec | MSD % Rec | % Rec Limits | RPD | Max RPD | Qual |
|---|---|---|---|---|---|---|---|---|---|---|---|---|
| Lead | ug/L | 0.64J | 50 | 50 | 50.0 | 49.4 | 99 | 98 | 75-125 | 1 | 20 | |

**Results presented on this page are in the units indicated by the "Units" column except where an alternate unit is presented to the right of the result.**

## REPORT OF LABORATORY ANALYSIS

This report shall not be reproduced, except in full,
without the written consent of Pace Analytical Services, LLC.

**Pace Analytical Services, LLC**
9800 Kincey Ave. Suite 100
Huntersville, NC 28078
(704)875-9092

# QUALIFIERS

Project: CPC HUNTERSVILLE
Pace Project No.: 92580643

**DEFINITIONS**

DF - Dilution Factor, if reported, represents the factor applied to the reported data due to dilution of the sample aliquot.

ND - Not Detected at or above adjusted reporting limit.

TNTC - Too Numerous To Count

J - Estimated concentration above the adjusted method detection limit and below the adjusted reporting limit.

MDL - Adjusted Method Detection Limit.

PQL - Practical Quantitation Limit.

RL - Reporting Limit - The lowest concentration value that meets project requirements for quantitative data with known precision and bias for a specific analyte in a specific matrix.

S - Surrogate

1,2-Diphenylhydrazine decomposes to and cannot be separated from Azobenzene using Method 8270. The result for each analyte is a combined concentration.

Consistent with EPA guidelines, unrounded data are displayed and have been used to calculate % recovery and RPD values.

LCS(D) - Laboratory Control Sample (Duplicate)

MS(D) - Matrix Spike (Duplicate)

DUP - Sample Duplicate

RPD - Relative Percent Difference

NC - Not Calculable.

SG - Silica Gel - Clean-Up

U - Indicates the compound was analyzed for, but not detected.

Acid preservation may not be appropriate for 2 Chloroethylvinyl ether.

A separate vial preserved to a pH of 4-5 is recommended in SW846 Chapter 4 for the analysis of Acrolein and Acrylonitrile by EPA Method 8260.

N-Nitrosodiphenylamine decomposes and cannot be separated from Diphenylamine using Method 8270. The result reported for each analyte is a combined concentration.

Reported results are not rounded until the final step prior to reporting. Therefore, calculated parameters that are typically reported as "Total" may vary slightly from the sum of the reported component parameters.

Pace Analytical is TNI accredited. Contact your Pace PM for the current list of accredited analytes.

TNI - The NELAC Institute.



This report shall not be reproduced, except in full,
without the written consent of Pace Analytical Services, LLC.

**Pace Analytical Services, LLC**
9800 Kincey Ave. Suite 100
Huntersville, NC 28078
(704)875-9092

## QUALITY CONTROL DATA CROSS REFERENCE TABLE

Project: CPC HUNTERSVILLE
Pace Project No.: 92580643

| Lab ID | Sample ID | QC Batch Method | QC Batch | Analytical Method | Analytical Batch |
|---|---|---|---|---|---|
| **92580643001** | **MW-64** | EPA 3010A | 669593 | EPA 6020B | 669766 |
| **92580643002** | **MW-65D** | EPA 3010A | 669593 | EPA 6020B | 669766 |
| **92580643003** | **MW-70** | EPA 3010A | 669593 | EPA 6020B | 669766 |
| **92580643004** | **MW-75** | EPA 3010A | 669593 | EPA 6020B | 669766 |
| **92580643005** | **MW-65** | EPA 3010A | 669593 | EPA 6020B | 669766 |
| **92580643006** | **DUP-1-20220103** | EPA 3010A | 669593 | EPA 6020B | 669766 |
| **92580643007** | **MW-74** | EPA 3010A | 669593 | EPA 6020B | 669766 |



This report shall not be reproduced, except in full,
without the written consent of Pace Analytical Services, LLC.

| Pace Analytical® | Document Name: Sample Condition Upon Receipt (SCUR) | Document Revised: November 15, 2021 Page 1 of 2 |
|---|---|---|
| | Document No.: F-CAR-CS-033-Rev.08 | Issuing Authority: Pace Carolinas Quality Office |

**Laboratory receiving samples:**
Asheville ☐ Eden ☐ Greenwood ☐ Huntersville ☑ Raleigh ☐ Mechanicsville ☐ Atlanta ☐ Kernersville ☐

**Sample Condition Upon Receipt**

Client Name: AECOM

Project WO# : 92580643

92580643

Courier: ☐ Commercial ☐ Fed Ex ☐ Pace ☐ UPS ☐ USPS ☐ Other:____ ☑ Client

Custody Seal Present? ☐ Yes ☑ No Seals Intact? ☐ Yes ☐ No

Date/Initials Person Examining Contents: MS 1-3-22

Packing Material: ☐ Bubble Wrap ☑ Bubble Bags ☐ None ☐ Other

Biological Tissue Frozen? ☐ Yes ☐ No ☐ N/A

Thermometer: ☑ IR Gun ID: 217009

Type of Ice: ☑ Wet ☐ Blue ☐ None

Cooler Temp: 1.6 Correction Factor: Add/Subtract (°C) 0

Temp should be above freezing to 6°C

Cooler Temp Corrected (°C): 1.6

☐ Samples out of temp criteria. Samples on ice, cooling process has begun

USDA Regulated Soil ( ☐ N/A, water sample)

Did samples originate in a quarantine zone within the United States: CA, NY, or SC (check maps)? ☐ Yes ☐ No

Did samples originate from a foreign source (internationally, including Hawaii and Puerto Rico)? ☐ Yes ☐ No

| | | | | Comments/Discrepancy: |
|---|---|---|---|---|
| Chain of Custody Present? | ☑ Yes | ☐ No | ☐ N/A | 1. |
| Samples Arrived within Hold Time? | ☑ Yes | ☐ No | ☐ N/A | 2. |
| Short Hold Time Analysis (<72 hr.)? | ☐ Yes | ☑ No | ☐ N/A | 3. |
| Rush Turn Around Time Requested? | ☑ Yes | ☐ No | ☐ N/A | 4. |
| Sufficient Volume? | ☑ Yes | ☐ No | ☐ N/A | 5. |
| Correct Containers Used? | ☑ Yes | ☐ No | ☐ N/A | 6. |
| -Pace Containers Used? | ☑ Yes | ☐ No | ☐ N/A | |
| Containers Intact? | ☑ Yes | ☐ No | ☐ N/A | 7. |
| Dissolved analysis: Samples Field Filtered? | ☐ Yes | ☐ No | ☑ N/A | 8. |
| Sample Labels Match COC? | ☑ Yes | ☐ No | ☐ N/A | 9. |
| -Includes Date/Time/ID/Analysis Matrix: W | | | | |
| Headspace in VOA Vials (>5-6mm)? | ☐ Yes | ☐ No | ☑ N/A | 10. |
| Trip Blank Present? | ☑ Yes | ☐ No | ☐ N/A | 11. |
| Trip Blank Custody Seals Present? | ☑ Yes | ☐ No | ☐ N/A | |

COMMENTS/SAMPLE DISCREPANCY

Field Data Required? ☐ Yes ☐ No

Lot ID of split containers:

CLIENT NOTIFICATION/RESOLUTION

Person contacted: _____ Date/Time: _____

Project Manager SCURF Review: _____ Date: _____

Project Manager SRF Review: _____ Date: _____

***Check mark top half of box if pH and/or dechlorination is verified and within the acceptance range for preservation samples.**

Exceptions: VOA, Coliform, TOC, Oil and Grease, DRO/8015 (water) DOC, LLHg

****Bottom half of box is to list number of bottles**

Project # WO#: 92580643

PM: BV Due Date: 01/07/22

CLIENT: 92-AECOM CHA

| Item# | BP4U-125 mL Plastic Unpreserved (N/A) (Cl-) | BP3U-250 mL Plastic Unpreserved (N/A) | BP2U-500 mL Plastic Unpreserved (N/A) | BP1U-1 liter Plastic Unpreserved (N/A) | BP4S-125 mL Plastic H2SO4 (pH < 2) (Cl-) | BP3N-250 mL plastic HNO3 (pH < 2) | BP4Z-125 mL Plastic ZN Acetate & NaOH (>9) | BP4B-125 mL Plastic NaOH (pH > 12) (Cl-) | WGFU-Wide-mouthed Glass Jar Unpreserved | AG1U-1 liter Amber Unpreserved (N/A) (Cl-) | AG1H-1 liter Amber HCl (pH < 2) | AG3U-250 mL Amber Unpreserved (N/A) (Cl-) | AG1S-1 liter Amber H2SO4 (pH < 2) | AG3S-250 mL Amber H2SO4 (pH < 2) | AG3A(DG3A)-250 mL Amber NH4Cl (N/A)(Cl-) | DG9H-40 mL VOA HCl (N/A) | VG9T-40 mL VOA Na2S2O3 (N/A) | VG9U-40 mL VOA Unpreserved (N/A) | DG9P-40 mL VOA H3PO4 (N/A) | VOAK (3 vials per kit)-5035 kit (N/A) | V/GK(3 vials per kit)-VPH/Gas kit (N/A) | SP5T-125 mL Sterile Plastic (N/A – lab) | SP2T-250 mL Sterile Plastic (N/A – lab) | | BP3A-250 mL Plastic (NH2)2SO4 (9.3-9.7) | AG0U-100 mL Amber Unpreserved vials (N/A) | VSGU-20 mL Scintillation vials (N/A) | DG9U-40 mL Amber Unpreserved vials (N/A) |
|---|---|---|---|---|---|---|---|---|---|---|---|---|---|---|---|---|---|---|---|---|---|---|---|---|---|---|---|---|
| 1 | | | | | | 1 | | | | | | | | | | 7 | | | | | | | | | | | | |
| 2 | | | | | | 1 | | | | | | | | | | 7 | | | | | | | | | | | | |
| 3 | | | | | | 1 | | | | | | | | | | 7 | | | | | | | | | | | | |
| 4 | | | | | | 1 | | | | | | | | | | 7 | | | | | | | | | | | | |
| 5 | | | | | | 1 | | | | | | | | | | 7 | | | | | | | | | | | | |
| 6 | | | | | | | | | | | | | | | | 7 | | | | | | | | | | | | |
| 7 | | | | | | 1 | | | | | | | | | | 7 | | | | | | | | | | | | |
| 8 | | | | | | | | | | | | | | | | 2 | | | | | | | | | | | | |
| 9 | | | | | | 1 | | | | | | | | | | 1 | | | | | | | | | | | | |
| 10 | | | | | | | | | | | | | | | | | | | | | | | | | | | | |
| 11 | | | | | | | | | | | | | | | | | | | | | | | | | | | | |
| 12 | | | | | | | | | | | | | | | | | | | | | | | | | | | | |

## pH Adjustment Log for Preserved Samples

| Sample ID | Type of Preservative | pH upon receipt | Date preservation adjusted | Time preservation adjusted | Amount of Preservative added | Lot # |
|---|---|---|---|---|---|---|
| | | | | | | |
| | | | | | | |
| | | | | | | |

Note: Whenever there is a discrepancy affecting North Carolina compliance samples, a copy of this form will be sent to the North Carolina DEHNR Certification Office (i.e. Out of hold, incorrect preservative, out of temp, incorrect containers.

RED

Pace Analytical
WWW.PACELABS.COM

# CHAIN-OF-CUSTODY / Analytical Request Document

The Chain-of-Custody is a LEGAL DOCUMENT. All relevant fields must be completed accurately.

Submitting a sample via this chain of custody constitutes acknowledgment and acceptance of the Pace Terms and Conditions found at https://info.pacelabs.com/hubfs/pas-standard-terms.pdf.

Page : 1 Of 1

| Section A Required Client Information: | Section B Required Project Information: | Section C Invoice Information: |
|---|---|---|
| Company: AECOM | Report To: Andrew Wreschnig | Attention: |
| Address: 6000 Fairview Road | Copy To: | Company Name: |
| Suite 200, Charlotte, NC 28210 | | Address: |
| Email: andrew.wreschnig@aecom.com | Purchase Order #: | Pace Quote: |
| Phone: (704)522-0330 Fax | Project Name: CPC Huntersville 60639876 | Pace Project Manager: bonnie.vang@pacelabs.com, |
| Requested Due Date: 3-Day TAT | Project #: | Pace Profile #: 12518-3 |

| Regulatory Agency |
|---|
| |
| State / Location |
| NC |

**WO# : 92580643**
PM: BV Due Date: 01/10/22
CLIENT: 92-AECOM CHA

MATRIX CODE: Drinking Water DW, Water WT, Waste Water WW, Product P, Soil/Solid SL, Oil OL, Wipe WP, Air AR, Other OT, Tissue TS

| ITEM # | SAMPLE ID (One Character per box. (A-Z, 0-9 / , -) Sample Ids must be unique) | MATRIX CODE (see valid codes to left) | SAMPLE TYPE (G=GRAB C=COMP) | COLLECTED START DATE | COLLECTED START TIME | COLLECTED END DATE | COLLECTED END TIME | SAMPLE TEMP AT COLLECTION | # OF CONTAINERS | Preservatives: Unpreserved | H2SO4 | HNO3 | HCl | NaOH | Na2S2O3 | Methanol | Other | Analyses Test (Y/N) | 6200 | VPH | Lead; Total | Trip BLANK | 2L DI Water | Requested Analysis Filtered (Y/N) | |
|---|---|---|---|---|---|---|---|---|---|---|---|---|---|---|---|---|---|---|---|---|---|---|---|---|---|
| 1 | MW-64 | WT | G | 1/3/22 | 1210 | | | | 8 | | | X | X | | | | | | X | X | X | | | | Qe1 |
| 2 | MW-65D | WT | G | 1/3/22 | 1235 | | | | 8 | | | X | X | | | | | | X | X | X | | | | Qe2 |
| 3 | MW-70 | WT | G | 1/3/22 | 1335 | | | | 8 | | | X | X | | | | | | X | X | X | | | | Qe3 |
| 4 | ~~MW-71~~ MW-75 | WT | G | 1/3/22 | ~~1[illegible]~~ 1455 | | | | 8 | | | X | X | | | | | | X | X | X | | | | Qe4 |
| 5 | MW-65 | WT | G | 1/3/22 | 1435 | | | | 8 | | | X | X | | | | | | X | X | X | | | | Qe5 |
| 6 | FB-1-20220103 | WT | G | 1/3/22 | 1315 | | | | 7 | | | | X | | | | | | X | X | | | | | |
| 7 | Dup-1-20220103 | WT | G | 1/3/22 | — | | | | 8 | | | X | X | | | | | | X | X | X | | | | Qe6 |
| 8 | Trip Blank | — | — | — | — | | | | | | | | | | | | | | | | | X | | | |
| 9 | MW-74 | WT | G | 1/3/22 | 1605 | | | | 8 | | | X | X | | | | | | X | X | X | | | | Qe7 |
| 10 | | | | | | | | | | | | | | | | | | | | | | | | | |
| 11 | | | | | | | | | | | | | | | | | | | | | | | | | |
| 12 | | | | | | | | | | | | | | | | | | | | | | | | | |

| ADDITIONAL COMMENTS | RELINQUISHED BY / AFFILIATION | DATE | TIME | ACCEPTED BY / AFFILIATION | DATE | TIME | SAMPLE CONDITIONS: TEMP in C | Received on Ice (Y/N) | Custody Sealed Cooler (Y/N) | Samples Intact (Y/N) |
|---|---|---|---|---|---|---|---|---|---|---|
| 3-Day TAT | Mike de Kozlowski / AECOM | 01/03/22 | 1730 | MD G POCz HW | 1-3-22 | 1730 | ok | Y | N | Y |
| | | | | | | | | | | |
| | | | | | | | | | | |
| | | | | | | | | | | |

**SAMPLER NAME AND SIGNATURE**

PRINT Name of SAMPLER: Mike de Kozlowski

SIGNATURE of SAMPLER: Mike de Kozlowski

DATE Signed: 01/03/22

**Pace Analytical Services, LLC**
9800 Kincey Ave. Suite 100
Huntersville, NC 28078
(704)875-9092

January 06, 2022

Andrew Wreschnig
AECOM
6000 Fairview Road
Suite 200
Charlotte, NC 28210

RE: Project: CPC HUNTERSVILLE
Pace Project No.: 92580644

Dear Andrew Wreschnig:

Enclosed are the analytical results for sample(s) received by the laboratory on January 03, 2022. The results relate only to the samples included in this report. Results reported herein conform to the applicable TNI/NELAC Standards and the laboratory's Quality Manual, where applicable, unless otherwise noted in the body of the report.

The test results provided in this final report were generated by each of the following laboratories within the Pace Network:

- Pace Analytical Services - Charlotte

If you have any questions concerning this report, please feel free to contact me.

Sincerely,

Bonnie Vang
bonnie.vang@pacelabs.com
(704)875-9092
Project Manager

Enclosures

cc: Teresa Amentt Jennings, AECOM
Jeff Morrison, Colonial Pipeline Company



This report shall not be reproduced, except in full,
without the written consent of Pace Analytical Services, LLC.

**Pace Analytical Services, LLC**
9800 Kincey Ave.  Suite 100
Huntersville, NC 28078
(704)875-9092

## CERTIFICATIONS

Project: CPC HUNTERSVILLE
Pace Project No.: 92580644

**Pace Analytical Services Charlotte**

South Carolina Laboratory ID: 99006
9800 Kincey Ave. Ste 100, Huntersville, NC 28078
North Carolina Drinking Water Certification #: 37706
North Carolina Field Services Certification #: 5342
North Carolina Wastewater Certification #: 12
South Carolina Laboratory ID: 99006
South Carolina Certification #: 99006001
South Carolina Drinking Water Cert. #: 99006003
Florida/NELAP Certification #: E87627
Kentucky UST Certification #: 84
Louisiana DoH Drinking Water #: LA029
Virginia/VELAP Certification #: 460221



This report shall not be reproduced, except in full,
without the written consent of Pace Analytical Services, LLC.

**Pace Analytical Services, LLC**
9800 Kincey Ave. Suite 100
Huntersville, NC 28078
(704)875-9092

## SAMPLE SUMMARY

Project: CPC HUNTERSVILLE
Pace Project No.: 92580644

| Lab ID | Sample ID | Matrix | Date Collected | Date Received |
|---|---|---|---|---|
| **92580644001** | **MW-51** | Water | 01/03/22 12:40 | 01/03/22 17:30 |
| **92580644002** | **MW-08** | Water | 01/03/22 13:55 | 01/03/22 17:30 |
| **92580644003** | **MW-45** | Water | 01/03/22 14:55 | 01/03/22 17:30 |
| **92580644004** | **MW-13** | Water | 01/03/22 15:00 | 01/03/22 17:30 |
| **92580644005** | **MW-14** | Water | 01/03/22 15:00 | 01/03/22 17:30 |
| **92580644006** | **DUP-2-20220103** | Water | 01/03/22 00:00 | 01/03/22 17:30 |
| **92580644007** | **MW-14D** | Water | 01/03/22 16:20 | 01/03/22 17:30 |
| **92580644008** | **MW-49** | Water | 01/03/22 16:25 | 01/03/22 17:30 |
| **92580644009** | **MW-50** | Water | 01/03/22 16:15 | 01/03/22 17:30 |
| **92580644010** | **EB-2-20220103** | Water | 01/03/22 17:00 | 01/03/22 17:30 |
| **92580644011** | **EB-1-20220103** | Water | 01/03/22 16:45 | 01/03/22 17:30 |
| **92580644012** | **TRIP BLANK** | Water | 01/03/22 00:00 | 01/03/22 17:30 |



This report shall not be reproduced, except in full,
without the written consent of Pace Analytical Services, LLC.

**Pace Analytical Services, LLC**
9800 Kincey Ave. Suite 100
Huntersville, NC 28078
(704)875-9092

## SAMPLE ANALYTE COUNT

Project: CPC HUNTERSVILLE
Pace Project No.: 92580644

| Lab ID | Sample ID | Method | Analysts | Analytes Reported | Laboratory |
|---|---|---|---|---|---|
| **92580644001** | **MW-51** | MADEP VPH | MAD | 6 | PASI-C |
| | | SM 6200B | SAS | 63 | PASI-C |
| **92580644002** | **MW-08** | MADEP VPH | MAD | 6 | PASI-C |
| | | SM 6200B | SAS | 63 | PASI-C |
| **92580644003** | **MW-45** | MADEP VPH | MAD | 6 | PASI-C |
| | | SM 6200B | SAS | 63 | PASI-C |
| **92580644004** | **MW-13** | MADEP VPH | MAD | 6 | PASI-C |
| | | SM 6200B | SAS | 63 | PASI-C |
| **92580644005** | **MW-14** | MADEP VPH | MAD | 6 | PASI-C |
| | | SM 6200B | CL | 63 | PASI-C |
| **92580644006** | **DUP-2-20220103** | MADEP VPH | MAD | 6 | PASI-C |
| | | SM 6200B | CL | 63 | PASI-C |
| **92580644007** | **MW-14D** | MADEP VPH | MAD | 6 | PASI-C |
| | | SM 6200B | CL | 63 | PASI-C |
| **92580644008** | **MW-49** | MADEP VPH | MAD | 6 | PASI-C |
| | | SM 6200B | CL | 63 | PASI-C |
| **92580644009** | **MW-50** | MADEP VPH | MAD | 6 | PASI-C |
| | | SM 6200B | CL | 63 | PASI-C |
| **92580644010** | **EB-2-20220103** | MADEP VPH | MAD | 6 | PASI-C |
| | | SM 6200B | CL | 63 | PASI-C |
| **92580644011** | **EB-1-20220103** | MADEP VPH | MAD | 6 | PASI-C |
| | | SM 6200B | CL | 63 | PASI-C |
| **92580644012** | **TRIP BLANK** | SM 6200B | CL | 63 | PASI-C |

PASI-C = Pace Analytical Services - Charlotte



This report shall not be reproduced, except in full,
without the written consent of Pace Analytical Services, LLC.

**Pace Analytical Services, LLC**
9800 Kincey Ave. Suite 100
Huntersville, NC 28078
(704)875-9092

## ANALYTICAL RESULTS

Project: CPC HUNTERSVILLE
Pace Project No.: 92580644

**Sample: MW-51** **Lab ID: 92580644001** Collected: 01/03/22 12:40 Received: 01/03/22 17:30 Matrix: Water

| Parameters | Results | Units | Report Limit | MDL | DF | Prepared | Analyzed | CAS No. | Qual |
|---|---|---|---|---|---|---|---|---|---|
| **VPH NC Water** | Analytical Method: MADEP VPH<br>Pace Analytical Services - Charlotte | | | | | | | | |
| Total VPH (C5-C12) | ND | ug/L | 50.0 | 50.0 | 1 | | 01/05/22 23:41 | | N2 |
| Aliphatic (C05-C08) | ND | ug/L | 50.0 | 50.0 | 1 | | 01/05/22 23:41 | | N2 |
| Aliphatic(C09-C12) Adjusted | ND | ug/L | 50.0 | 50.0 | 1 | | 01/05/22 23:41 | | N2 |
| Aromatic (C09-C10) | ND | ug/L | 50.0 | 50.0 | 1 | | 01/05/22 23:41 | | N2 |
| ***Surrogates*** | | | | | | | | | |
| 4-Bromofluorobenzene (FID) (S) | 96 | % | 70-130 | | 1 | | 01/05/22 23:41 | 460-00-4 | |
| 4-Bromofluorobenzene (PID) (S) | 80 | % | 70-130 | | 1 | | 01/05/22 23:41 | 460-00-4 | |
| **6200B MSV** | Analytical Method: SM 6200B<br>Pace Analytical Services - Charlotte | | | | | | | | |
| Benzene | ND | ug/L | 0.50 | 0.34 | 1 | | 01/04/22 15:47 | 71-43-2 | |
| Bromobenzene | ND | ug/L | 0.50 | 0.29 | 1 | | 01/04/22 15:47 | 108-86-1 | |
| Bromochloromethane | ND | ug/L | 0.50 | 0.47 | 1 | | 01/04/22 15:47 | 74-97-5 | |
| Bromodichloromethane | ND | ug/L | 0.50 | 0.31 | 1 | | 01/04/22 15:47 | 75-27-4 | |
| Bromoform | ND | ug/L | 0.50 | 0.34 | 1 | | 01/04/22 15:47 | 75-25-2 | |
| Bromomethane | ND | ug/L | 5.0 | 1.7 | 1 | | 01/04/22 15:47 | 74-83-9 | |
| n-Butylbenzene | ND | ug/L | 0.50 | 0.49 | 1 | | 01/04/22 15:47 | 104-51-8 | |
| sec-Butylbenzene | ND | ug/L | 0.50 | 0.40 | 1 | | 01/04/22 15:47 | 135-98-8 | |
| tert-Butylbenzene | ND | ug/L | 0.50 | 0.32 | 1 | | 01/04/22 15:47 | 98-06-6 | |
| Carbon tetrachloride | ND | ug/L | 0.50 | 0.33 | 1 | | 01/04/22 15:47 | 56-23-5 | |
| Chlorobenzene | ND | ug/L | 0.50 | 0.28 | 1 | | 01/04/22 15:47 | 108-90-7 | |
| Chloroethane | ND | ug/L | 1.0 | 0.65 | 1 | | 01/04/22 15:47 | 75-00-3 | |
| Chloroform | ND | ug/L | 0.50 | 0.35 | 1 | | 01/04/22 15:47 | 67-66-3 | |
| Chloromethane | ND | ug/L | 1.0 | 0.54 | 1 | | 01/04/22 15:47 | 74-87-3 | |
| 2-Chlorotoluene | ND | ug/L | 0.50 | 0.32 | 1 | | 01/04/22 15:47 | 95-49-8 | |
| 4-Chlorotoluene | ND | ug/L | 0.50 | 0.32 | 1 | | 01/04/22 15:47 | 106-43-4 | |
| 1,2-Dibromo-3-chloropropane | ND | ug/L | 1.0 | 0.34 | 1 | | 01/04/22 15:47 | 96-12-8 | |
| Dibromochloromethane | ND | ug/L | 0.50 | 0.36 | 1 | | 01/04/22 15:47 | 124-48-1 | |
| 1,2-Dibromoethane (EDB) | ND | ug/L | 0.50 | 0.27 | 1 | | 01/04/22 15:47 | 106-93-4 | |
| Dibromomethane | ND | ug/L | 0.50 | 0.39 | 1 | | 01/04/22 15:47 | 74-95-3 | |
| 1,2-Dichlorobenzene | ND | ug/L | 0.50 | 0.34 | 1 | | 01/04/22 15:47 | 95-50-1 | |
| 1,3-Dichlorobenzene | ND | ug/L | 0.50 | 0.34 | 1 | | 01/04/22 15:47 | 541-73-1 | |
| 1,4-Dichlorobenzene | ND | ug/L | 0.50 | 0.33 | 1 | | 01/04/22 15:47 | 106-46-7 | |
| Dichlorodifluoromethane | ND | ug/L | 0.50 | 0.35 | 1 | | 01/04/22 15:47 | 75-71-8 | |
| 1,1-Dichloroethane | ND | ug/L | 0.50 | 0.37 | 1 | | 01/04/22 15:47 | 75-34-3 | |
| 1,2-Dichloroethane | ND | ug/L | 0.50 | 0.32 | 1 | | 01/04/22 15:47 | 107-06-2 | |
| 1,1-Dichloroethene | ND | ug/L | 0.50 | 0.35 | 1 | | 01/04/22 15:47 | 75-35-4 | |
| cis-1,2-Dichloroethene | ND | ug/L | 0.50 | 0.38 | 1 | | 01/04/22 15:47 | 156-59-2 | |
| trans-1,2-Dichloroethene | ND | ug/L | 0.50 | 0.40 | 1 | | 01/04/22 15:47 | 156-60-5 | |
| 1,2-Dichloropropane | ND | ug/L | 0.50 | 0.36 | 1 | | 01/04/22 15:47 | 78-87-5 | |
| 1,3-Dichloropropane | ND | ug/L | 0.50 | 0.28 | 1 | | 01/04/22 15:47 | 142-28-9 | |
| 2,2-Dichloropropane | ND | ug/L | 0.50 | 0.39 | 1 | | 01/04/22 15:47 | 594-20-7 | |
| 1,1-Dichloropropene | ND | ug/L | 0.50 | 0.43 | 1 | | 01/04/22 15:47 | 563-58-6 | |
| cis-1,3-Dichloropropene | ND | ug/L | 0.50 | 0.36 | 1 | | 01/04/22 15:47 | 10061-01-5 | |
| trans-1,3-Dichloropropene | ND | ug/L | 0.50 | 0.36 | 1 | | 01/04/22 15:47 | 10061-02-6 | |

## REPORT OF LABORATORY ANALYSIS

This report shall not be reproduced, except in full,
without the written consent of Pace Analytical Services, LLC.

**Pace Analytical Services, LLC**
9800 Kincey Ave. Suite 100
Huntersville, NC 28078
(704)875-9092

## ANALYTICAL RESULTS

Project: CPC HUNTERSVILLE
Pace Project No.: 92580644

**Sample: MW-51** **Lab ID: 92580644001** Collected: 01/03/22 12:40 Received: 01/03/22 17:30 Matrix: Water

| Parameters | Results | Units | Report Limit | MDL | DF | Prepared | Analyzed | CAS No. | Qual |
|---|---|---|---|---|---|---|---|---|---|
| **6200B MSV** | Analytical Method: SM 6200B<br>Pace Analytical Services - Charlotte | | | | | | | | |
| Diisopropyl ether | ND | ug/L | 0.50 | 0.31 | 1 | | 01/04/22 15:47 | 108-20-3 | |
| Ethylbenzene | ND | ug/L | 0.50 | 0.30 | 1 | | 01/04/22 15:47 | 100-41-4 | |
| Hexachloro-1,3-butadiene | ND | ug/L | 2.0 | 1.5 | 1 | | 01/04/22 15:47 | 87-68-3 | |
| Isopropylbenzene (Cumene) | ND | ug/L | 0.50 | 0.33 | 1 | | 01/04/22 15:47 | 98-82-8 | |
| Methylene Chloride | ND | ug/L | 2.0 | 2.0 | 1 | | 01/04/22 15:47 | 75-09-2 | |
| Methyl-tert-butyl ether | ND | ug/L | 0.50 | 0.42 | 1 | | 01/04/22 15:47 | 1634-04-4 | |
| Naphthalene | ND | ug/L | 2.0 | 0.64 | 1 | | 01/04/22 15:47 | 91-20-3 | |
| n-Propylbenzene | ND | ug/L | 0.50 | 0.34 | 1 | | 01/04/22 15:47 | 103-65-1 | |
| Styrene | ND | ug/L | 0.50 | 0.29 | 1 | | 01/04/22 15:47 | 100-42-5 | |
| 1,1,1,2-Tetrachloroethane | ND | ug/L | 0.50 | 0.31 | 1 | | 01/04/22 15:47 | 630-20-6 | |
| 1,1,2,2-Tetrachloroethane | ND | ug/L | 0.50 | 0.22 | 1 | | 01/04/22 15:47 | 79-34-5 | |
| Tetrachloroethene | ND | ug/L | 0.50 | 0.29 | 1 | | 01/04/22 15:47 | 127-18-4 | |
| Toluene | ND | ug/L | 0.50 | 0.48 | 1 | | 01/04/22 15:47 | 108-88-3 | |
| 1,2,3-Trichlorobenzene | ND | ug/L | 2.0 | 0.81 | 1 | | 01/04/22 15:47 | 87-61-6 | |
| 1,2,4-Trichlorobenzene | ND | ug/L | 2.0 | 0.64 | 1 | | 01/04/22 15:47 | 120-82-1 | |
| 1,1,1-Trichloroethane | ND | ug/L | 0.50 | 0.33 | 1 | | 01/04/22 15:47 | 71-55-6 | |
| 1,1,2-Trichloroethane | ND | ug/L | 0.50 | 0.32 | 1 | | 01/04/22 15:47 | 79-00-5 | |
| Trichloroethene | ND | ug/L | 0.50 | 0.38 | 1 | | 01/04/22 15:47 | 79-01-6 | |
| Trichlorofluoromethane | ND | ug/L | 1.0 | 0.30 | 1 | | 01/04/22 15:47 | 75-69-4 | |
| 1,2,3-Trichloropropane | ND | ug/L | 0.50 | 0.26 | 1 | | 01/04/22 15:47 | 96-18-4 | |
| 1,2,4-Trimethylbenzene | ND | ug/L | 0.50 | 0.50 | 1 | | 01/04/22 15:47 | 95-63-6 | |
| 1,3,5-Trimethylbenzene | ND | ug/L | 0.50 | 0.33 | 1 | | 01/04/22 15:47 | 108-67-8 | |
| Vinyl chloride | ND | ug/L | 1.0 | 0.39 | 1 | | 01/04/22 15:47 | 75-01-4 | |
| m&p-Xylene | ND | ug/L | 1.0 | 0.71 | 1 | | 01/04/22 15:47 | 179601-23-1 | |
| o-Xylene | ND | ug/L | 0.50 | 0.34 | 1 | | 01/04/22 15:47 | 95-47-6 | |
| ***Surrogates*** | | | | | | | | | |
| 1,2-Dichloroethane-d4 (S) | 90 | % | 70-130 | | 1 | | 01/04/22 15:47 | 17060-07-0 | |
| 4-Bromofluorobenzene (S) | 96 | % | 70-130 | | 1 | | 01/04/22 15:47 | 460-00-4 | |
| Toluene-d8 (S) | 101 | % | 70-130 | | 1 | | 01/04/22 15:47 | 2037-26-5 | |

## REPORT OF LABORATORY ANALYSIS

This report shall not be reproduced, except in full,
without the written consent of Pace Analytical Services, LLC.

**Pace Analytical Services, LLC**
9800 Kincey Ave. Suite 100
Huntersville, NC 28078
(704)875-9092

## ANALYTICAL RESULTS

Project: CPC HUNTERSVILLE
Pace Project No.: 92580644

**Sample: MW-08** **Lab ID: 92580644002** Collected: 01/03/22 13:55 Received: 01/03/22 17:30 Matrix: Water

| Parameters | Results | Units | Report Limit | MDL | DF | Prepared | Analyzed | CAS No. | Qual |
|---|---|---|---|---|---|---|---|---|---|
| **VPH NC Water** | Analytical Method: MADEP VPH<br>Pace Analytical Services - Charlotte | | | | | | | | |
| Total VPH (C5-C12) | ND | ug/L | 50.0 | 50.0 | 1 | | 01/06/22 00:10 | | N2 |
| Aliphatic (C05-C08) | ND | ug/L | 50.0 | 50.0 | 1 | | 01/06/22 00:10 | | N2 |
| Aliphatic(C09-C12) Adjusted | ND | ug/L | 50.0 | 50.0 | 1 | | 01/06/22 00:10 | | N2 |
| Aromatic (C09-C10) | ND | ug/L | 50.0 | 50.0 | 1 | | 01/06/22 00:10 | | N2 |
| ***Surrogates*** | | | | | | | | | |
| 4-Bromofluorobenzene (FID) (S) | 98 | % | 70-130 | | 1 | | 01/06/22 00:10 | 460-00-4 | |
| 4-Bromofluorobenzene (PID) (S) | 81 | % | 70-130 | | 1 | | 01/06/22 00:10 | 460-00-4 | |
| **6200B MSV** | Analytical Method: SM 6200B<br>Pace Analytical Services - Charlotte | | | | | | | | |
| Benzene | ND | ug/L | 0.50 | 0.34 | 1 | | 01/04/22 16:05 | 71-43-2 | |
| Bromobenzene | ND | ug/L | 0.50 | 0.29 | 1 | | 01/04/22 16:05 | 108-86-1 | |
| Bromochloromethane | ND | ug/L | 0.50 | 0.47 | 1 | | 01/04/22 16:05 | 74-97-5 | |
| Bromodichloromethane | ND | ug/L | 0.50 | 0.31 | 1 | | 01/04/22 16:05 | 75-27-4 | |
| Bromoform | ND | ug/L | 0.50 | 0.34 | 1 | | 01/04/22 16:05 | 75-25-2 | |
| Bromomethane | ND | ug/L | 5.0 | 1.7 | 1 | | 01/04/22 16:05 | 74-83-9 | |
| n-Butylbenzene | ND | ug/L | 0.50 | 0.49 | 1 | | 01/04/22 16:05 | 104-51-8 | |
| sec-Butylbenzene | ND | ug/L | 0.50 | 0.40 | 1 | | 01/04/22 16:05 | 135-98-8 | |
| tert-Butylbenzene | ND | ug/L | 0.50 | 0.32 | 1 | | 01/04/22 16:05 | 98-06-6 | |
| Carbon tetrachloride | ND | ug/L | 0.50 | 0.33 | 1 | | 01/04/22 16:05 | 56-23-5 | |
| Chlorobenzene | ND | ug/L | 0.50 | 0.28 | 1 | | 01/04/22 16:05 | 108-90-7 | |
| Chloroethane | ND | ug/L | 1.0 | 0.65 | 1 | | 01/04/22 16:05 | 75-00-3 | |
| Chloroform | ND | ug/L | 0.50 | 0.35 | 1 | | 01/04/22 16:05 | 67-66-3 | |
| Chloromethane | ND | ug/L | 1.0 | 0.54 | 1 | | 01/04/22 16:05 | 74-87-3 | |
| 2-Chlorotoluene | ND | ug/L | 0.50 | 0.32 | 1 | | 01/04/22 16:05 | 95-49-8 | |
| 4-Chlorotoluene | ND | ug/L | 0.50 | 0.32 | 1 | | 01/04/22 16:05 | 106-43-4 | |
| 1,2-Dibromo-3-chloropropane | ND | ug/L | 1.0 | 0.34 | 1 | | 01/04/22 16:05 | 96-12-8 | |
| Dibromochloromethane | ND | ug/L | 0.50 | 0.36 | 1 | | 01/04/22 16:05 | 124-48-1 | |
| 1,2-Dibromoethane (EDB) | ND | ug/L | 0.50 | 0.27 | 1 | | 01/04/22 16:05 | 106-93-4 | |
| Dibromomethane | ND | ug/L | 0.50 | 0.39 | 1 | | 01/04/22 16:05 | 74-95-3 | |
| 1,2-Dichlorobenzene | ND | ug/L | 0.50 | 0.34 | 1 | | 01/04/22 16:05 | 95-50-1 | |
| 1,3-Dichlorobenzene | ND | ug/L | 0.50 | 0.34 | 1 | | 01/04/22 16:05 | 541-73-1 | |
| 1,4-Dichlorobenzene | ND | ug/L | 0.50 | 0.33 | 1 | | 01/04/22 16:05 | 106-46-7 | |
| Dichlorodifluoromethane | ND | ug/L | 0.50 | 0.35 | 1 | | 01/04/22 16:05 | 75-71-8 | |
| 1,1-Dichloroethane | ND | ug/L | 0.50 | 0.37 | 1 | | 01/04/22 16:05 | 75-34-3 | |
| 1,2-Dichloroethane | ND | ug/L | 0.50 | 0.32 | 1 | | 01/04/22 16:05 | 107-06-2 | |
| 1,1-Dichloroethene | ND | ug/L | 0.50 | 0.35 | 1 | | 01/04/22 16:05 | 75-35-4 | |
| cis-1,2-Dichloroethene | ND | ug/L | 0.50 | 0.38 | 1 | | 01/04/22 16:05 | 156-59-2 | |
| trans-1,2-Dichloroethene | ND | ug/L | 0.50 | 0.40 | 1 | | 01/04/22 16:05 | 156-60-5 | |
| 1,2-Dichloropropane | ND | ug/L | 0.50 | 0.36 | 1 | | 01/04/22 16:05 | 78-87-5 | |
| 1,3-Dichloropropane | ND | ug/L | 0.50 | 0.28 | 1 | | 01/04/22 16:05 | 142-28-9 | |
| 2,2-Dichloropropane | ND | ug/L | 0.50 | 0.39 | 1 | | 01/04/22 16:05 | 594-20-7 | |
| 1,1-Dichloropropene | ND | ug/L | 0.50 | 0.43 | 1 | | 01/04/22 16:05 | 563-58-6 | |
| cis-1,3-Dichloropropene | ND | ug/L | 0.50 | 0.36 | 1 | | 01/04/22 16:05 | 10061-01-5 | |
| trans-1,3-Dichloropropene | ND | ug/L | 0.50 | 0.36 | 1 | | 01/04/22 16:05 | 10061-02-6 | |

## REPORT OF LABORATORY ANALYSIS

This report shall not be reproduced, except in full,
without the written consent of Pace Analytical Services, LLC.

**Pace Analytical Services, LLC**
9800 Kincey Ave. Suite 100
Huntersville, NC 28078
(704)875-9092

## ANALYTICAL RESULTS

Project: CPC HUNTERSVILLE
Pace Project No.: 92580644

**Sample: MW-08** **Lab ID: 92580644002** Collected: 01/03/22 13:55 Received: 01/03/22 17:30 Matrix: Water

| Parameters | Results | Units | Report Limit | MDL | DF | Prepared | Analyzed | CAS No. | Qual |
|---|---|---|---|---|---|---|---|---|---|
| **6200B MSV** | Analytical Method: SM 6200B<br>Pace Analytical Services - Charlotte | | | | | | | | |
| Diisopropyl ether | ND | ug/L | 0.50 | 0.31 | 1 | | 01/04/22 16:05 | 108-20-3 | |
| Ethylbenzene | ND | ug/L | 0.50 | 0.30 | 1 | | 01/04/22 16:05 | 100-41-4 | |
| Hexachloro-1,3-butadiene | ND | ug/L | 2.0 | 1.5 | 1 | | 01/04/22 16:05 | 87-68-3 | |
| Isopropylbenzene (Cumene) | ND | ug/L | 0.50 | 0.33 | 1 | | 01/04/22 16:05 | 98-82-8 | |
| Methylene Chloride | ND | ug/L | 2.0 | 2.0 | 1 | | 01/04/22 16:05 | 75-09-2 | |
| Methyl-tert-butyl ether | ND | ug/L | 0.50 | 0.42 | 1 | | 01/04/22 16:05 | 1634-04-4 | |
| Naphthalene | ND | ug/L | 2.0 | 0.64 | 1 | | 01/04/22 16:05 | 91-20-3 | |
| n-Propylbenzene | ND | ug/L | 0.50 | 0.34 | 1 | | 01/04/22 16:05 | 103-65-1 | |
| Styrene | ND | ug/L | 0.50 | 0.29 | 1 | | 01/04/22 16:05 | 100-42-5 | |
| 1,1,1,2-Tetrachloroethane | ND | ug/L | 0.50 | 0.31 | 1 | | 01/04/22 16:05 | 630-20-6 | |
| 1,1,2,2-Tetrachloroethane | ND | ug/L | 0.50 | 0.22 | 1 | | 01/04/22 16:05 | 79-34-5 | |
| Tetrachloroethene | ND | ug/L | 0.50 | 0.29 | 1 | | 01/04/22 16:05 | 127-18-4 | |
| Toluene | ND | ug/L | 0.50 | 0.48 | 1 | | 01/04/22 16:05 | 108-88-3 | |
| 1,2,3-Trichlorobenzene | ND | ug/L | 2.0 | 0.81 | 1 | | 01/04/22 16:05 | 87-61-6 | |
| 1,2,4-Trichlorobenzene | ND | ug/L | 2.0 | 0.64 | 1 | | 01/04/22 16:05 | 120-82-1 | |
| 1,1,1-Trichloroethane | ND | ug/L | 0.50 | 0.33 | 1 | | 01/04/22 16:05 | 71-55-6 | |
| 1,1,2-Trichloroethane | ND | ug/L | 0.50 | 0.32 | 1 | | 01/04/22 16:05 | 79-00-5 | |
| Trichloroethene | ND | ug/L | 0.50 | 0.38 | 1 | | 01/04/22 16:05 | 79-01-6 | |
| Trichlorofluoromethane | ND | ug/L | 1.0 | 0.30 | 1 | | 01/04/22 16:05 | 75-69-4 | |
| 1,2,3-Trichloropropane | ND | ug/L | 0.50 | 0.26 | 1 | | 01/04/22 16:05 | 96-18-4 | |
| 1,2,4-Trimethylbenzene | ND | ug/L | 0.50 | 0.50 | 1 | | 01/04/22 16:05 | 95-63-6 | |
| 1,3,5-Trimethylbenzene | ND | ug/L | 0.50 | 0.33 | 1 | | 01/04/22 16:05 | 108-67-8 | |
| Vinyl chloride | ND | ug/L | 1.0 | 0.39 | 1 | | 01/04/22 16:05 | 75-01-4 | |
| m&p-Xylene | ND | ug/L | 1.0 | 0.71 | 1 | | 01/04/22 16:05 | 179601-23-1 | |
| o-Xylene | ND | ug/L | 0.50 | 0.34 | 1 | | 01/04/22 16:05 | 95-47-6 | |
| ***Surrogates*** | | | | | | | | | |
| 1,2-Dichloroethane-d4 (S) | 91 | % | 70-130 | | 1 | | 01/04/22 16:05 | 17060-07-0 | |
| 4-Bromofluorobenzene (S) | 97 | % | 70-130 | | 1 | | 01/04/22 16:05 | 460-00-4 | |
| Toluene-d8 (S) | 100 | % | 70-130 | | 1 | | 01/04/22 16:05 | 2037-26-5 | |

## REPORT OF LABORATORY ANALYSIS

This report shall not be reproduced, except in full,
without the written consent of Pace Analytical Services, LLC.

**Pace Analytical Services, LLC**
9800 Kincey Ave. Suite 100
Huntersville, NC 28078
(704)875-9092

## ANALYTICAL RESULTS

Project: CPC HUNTERSVILLE
Pace Project No.: 92580644

**Sample: MW-45** **Lab ID: 92580644003** Collected: 01/03/22 14:55 Received: 01/03/22 17:30 Matrix: Water

| Parameters | Results | Units | Report Limit | MDL | DF | Prepared | Analyzed | CAS No. | Qual |
|---|---|---|---|---|---|---|---|---|---|
| **VPH NC Water** | Analytical Method: MADEP VPH<br>Pace Analytical Services - Charlotte | | | | | | | | |
| Total VPH (C5-C12) | ND | ug/L | 50.0 | 50.0 | 1 | | 01/06/22 00:38 | | N2 |
| Aliphatic (C05-C08) | ND | ug/L | 50.0 | 50.0 | 1 | | 01/06/22 00:38 | | N2 |
| Aliphatic(C09-C12) Adjusted | ND | ug/L | 50.0 | 50.0 | 1 | | 01/06/22 00:38 | | N2 |
| Aromatic (C09-C10) | ND | ug/L | 50.0 | 50.0 | 1 | | 01/06/22 00:38 | | N2 |
| ***Surrogates*** | | | | | | | | | |
| 4-Bromofluorobenzene (FID) (S) | 95 | % | 70-130 | | 1 | | 01/06/22 00:38 | 460-00-4 | |
| 4-Bromofluorobenzene (PID) (S) | 78 | % | 70-130 | | 1 | | 01/06/22 00:38 | 460-00-4 | |
| **6200B MSV** | Analytical Method: SM 6200B<br>Pace Analytical Services - Charlotte | | | | | | | | |
| Benzene | ND | ug/L | 0.50 | 0.34 | 1 | | 01/04/22 17:35 | 71-43-2 | |
| Bromobenzene | ND | ug/L | 0.50 | 0.29 | 1 | | 01/04/22 17:35 | 108-86-1 | |
| Bromochloromethane | ND | ug/L | 0.50 | 0.47 | 1 | | 01/04/22 17:35 | 74-97-5 | |
| Bromodichloromethane | ND | ug/L | 0.50 | 0.31 | 1 | | 01/04/22 17:35 | 75-27-4 | |
| Bromoform | ND | ug/L | 0.50 | 0.34 | 1 | | 01/04/22 17:35 | 75-25-2 | |
| Bromomethane | ND | ug/L | 5.0 | 1.7 | 1 | | 01/04/22 17:35 | 74-83-9 | |
| n-Butylbenzene | ND | ug/L | 0.50 | 0.49 | 1 | | 01/04/22 17:35 | 104-51-8 | |
| sec-Butylbenzene | ND | ug/L | 0.50 | 0.40 | 1 | | 01/04/22 17:35 | 135-98-8 | |
| tert-Butylbenzene | ND | ug/L | 0.50 | 0.32 | 1 | | 01/04/22 17:35 | 98-06-6 | |
| Carbon tetrachloride | ND | ug/L | 0.50 | 0.33 | 1 | | 01/04/22 17:35 | 56-23-5 | |
| Chlorobenzene | ND | ug/L | 0.50 | 0.28 | 1 | | 01/04/22 17:35 | 108-90-7 | |
| Chloroethane | ND | ug/L | 1.0 | 0.65 | 1 | | 01/04/22 17:35 | 75-00-3 | |
| Chloroform | ND | ug/L | 0.50 | 0.35 | 1 | | 01/04/22 17:35 | 67-66-3 | |
| Chloromethane | ND | ug/L | 1.0 | 0.54 | 1 | | 01/04/22 17:35 | 74-87-3 | |
| 2-Chlorotoluene | ND | ug/L | 0.50 | 0.32 | 1 | | 01/04/22 17:35 | 95-49-8 | |
| 4-Chlorotoluene | ND | ug/L | 0.50 | 0.32 | 1 | | 01/04/22 17:35 | 106-43-4 | |
| 1,2-Dibromo-3-chloropropane | ND | ug/L | 1.0 | 0.34 | 1 | | 01/04/22 17:35 | 96-12-8 | |
| Dibromochloromethane | ND | ug/L | 0.50 | 0.36 | 1 | | 01/04/22 17:35 | 124-48-1 | |
| 1,2-Dibromoethane (EDB) | ND | ug/L | 0.50 | 0.27 | 1 | | 01/04/22 17:35 | 106-93-4 | |
| Dibromomethane | ND | ug/L | 0.50 | 0.39 | 1 | | 01/04/22 17:35 | 74-95-3 | |
| 1,2-Dichlorobenzene | ND | ug/L | 0.50 | 0.34 | 1 | | 01/04/22 17:35 | 95-50-1 | |
| 1,3-Dichlorobenzene | ND | ug/L | 0.50 | 0.34 | 1 | | 01/04/22 17:35 | 541-73-1 | |
| 1,4-Dichlorobenzene | ND | ug/L | 0.50 | 0.33 | 1 | | 01/04/22 17:35 | 106-46-7 | |
| Dichlorodifluoromethane | ND | ug/L | 0.50 | 0.35 | 1 | | 01/04/22 17:35 | 75-71-8 | |
| 1,1-Dichloroethane | ND | ug/L | 0.50 | 0.37 | 1 | | 01/04/22 17:35 | 75-34-3 | |
| 1,2-Dichloroethane | ND | ug/L | 0.50 | 0.32 | 1 | | 01/04/22 17:35 | 107-06-2 | |
| 1,1-Dichloroethene | ND | ug/L | 0.50 | 0.35 | 1 | | 01/04/22 17:35 | 75-35-4 | |
| cis-1,2-Dichloroethene | ND | ug/L | 0.50 | 0.38 | 1 | | 01/04/22 17:35 | 156-59-2 | |
| trans-1,2-Dichloroethene | ND | ug/L | 0.50 | 0.40 | 1 | | 01/04/22 17:35 | 156-60-5 | |
| 1,2-Dichloropropane | ND | ug/L | 0.50 | 0.36 | 1 | | 01/04/22 17:35 | 78-87-5 | |
| 1,3-Dichloropropane | ND | ug/L | 0.50 | 0.28 | 1 | | 01/04/22 17:35 | 142-28-9 | |
| 2,2-Dichloropropane | ND | ug/L | 0.50 | 0.39 | 1 | | 01/04/22 17:35 | 594-20-7 | |
| 1,1-Dichloropropene | ND | ug/L | 0.50 | 0.43 | 1 | | 01/04/22 17:35 | 563-58-6 | |
| cis-1,3-Dichloropropene | ND | ug/L | 0.50 | 0.36 | 1 | | 01/04/22 17:35 | 10061-01-5 | |
| trans-1,3-Dichloropropene | ND | ug/L | 0.50 | 0.36 | 1 | | 01/04/22 17:35 | 10061-02-6 | |

## REPORT OF LABORATORY ANALYSIS

This report shall not be reproduced, except in full,
without the written consent of Pace Analytical Services, LLC.

**Pace Analytical Services, LLC**
9800 Kincey Ave. Suite 100
Huntersville, NC 28078
(704)875-9092

## ANALYTICAL RESULTS

Project: CPC HUNTERSVILLE
Pace Project No.: 92580644

**Sample: MW-45** **Lab ID: 92580644003** Collected: 01/03/22 14:55 Received: 01/03/22 17:30 Matrix: Water

| Parameters | Results | Units | Report Limit | MDL | DF | Prepared | Analyzed | CAS No. | Qual |
|---|---|---|---|---|---|---|---|---|---|
| **6200B MSV** | Analytical Method: SM 6200B<br>Pace Analytical Services - Charlotte | | | | | | | | |
| Diisopropyl ether | ND | ug/L | 0.50 | 0.31 | 1 | | 01/04/22 17:35 | 108-20-3 | |
| Ethylbenzene | ND | ug/L | 0.50 | 0.30 | 1 | | 01/04/22 17:35 | 100-41-4 | |
| Hexachloro-1,3-butadiene | ND | ug/L | 2.0 | 1.5 | 1 | | 01/04/22 17:35 | 87-68-3 | |
| Isopropylbenzene (Cumene) | ND | ug/L | 0.50 | 0.33 | 1 | | 01/04/22 17:35 | 98-82-8 | |
| Methylene Chloride | ND | ug/L | 2.0 | 2.0 | 1 | | 01/04/22 17:35 | 75-09-2 | |
| Methyl-tert-butyl ether | ND | ug/L | 0.50 | 0.42 | 1 | | 01/04/22 17:35 | 1634-04-4 | |
| Naphthalene | ND | ug/L | 2.0 | 0.64 | 1 | | 01/04/22 17:35 | 91-20-3 | |
| n-Propylbenzene | ND | ug/L | 0.50 | 0.34 | 1 | | 01/04/22 17:35 | 103-65-1 | |
| Styrene | ND | ug/L | 0.50 | 0.29 | 1 | | 01/04/22 17:35 | 100-42-5 | |
| 1,1,1,2-Tetrachloroethane | ND | ug/L | 0.50 | 0.31 | 1 | | 01/04/22 17:35 | 630-20-6 | |
| 1,1,2,2-Tetrachloroethane | ND | ug/L | 0.50 | 0.22 | 1 | | 01/04/22 17:35 | 79-34-5 | |
| Tetrachloroethene | ND | ug/L | 0.50 | 0.29 | 1 | | 01/04/22 17:35 | 127-18-4 | |
| Toluene | ND | ug/L | 0.50 | 0.48 | 1 | | 01/04/22 17:35 | 108-88-3 | |
| 1,2,3-Trichlorobenzene | ND | ug/L | 2.0 | 0.81 | 1 | | 01/04/22 17:35 | 87-61-6 | |
| 1,2,4-Trichlorobenzene | ND | ug/L | 2.0 | 0.64 | 1 | | 01/04/22 17:35 | 120-82-1 | |
| 1,1,1-Trichloroethane | ND | ug/L | 0.50 | 0.33 | 1 | | 01/04/22 17:35 | 71-55-6 | |
| 1,1,2-Trichloroethane | ND | ug/L | 0.50 | 0.32 | 1 | | 01/04/22 17:35 | 79-00-5 | |
| Trichloroethene | ND | ug/L | 0.50 | 0.38 | 1 | | 01/04/22 17:35 | 79-01-6 | |
| Trichlorofluoromethane | ND | ug/L | 1.0 | 0.30 | 1 | | 01/04/22 17:35 | 75-69-4 | |
| 1,2,3-Trichloropropane | ND | ug/L | 0.50 | 0.26 | 1 | | 01/04/22 17:35 | 96-18-4 | |
| 1,2,4-Trimethylbenzene | ND | ug/L | 0.50 | 0.50 | 1 | | 01/04/22 17:35 | 95-63-6 | |
| 1,3,5-Trimethylbenzene | ND | ug/L | 0.50 | 0.33 | 1 | | 01/04/22 17:35 | 108-67-8 | |
| Vinyl chloride | ND | ug/L | 1.0 | 0.39 | 1 | | 01/04/22 17:35 | 75-01-4 | |
| m&p-Xylene | ND | ug/L | 1.0 | 0.71 | 1 | | 01/04/22 17:35 | 179601-23-1 | |
| o-Xylene | ND | ug/L | 0.50 | 0.34 | 1 | | 01/04/22 17:35 | 95-47-6 | |
| ***Surrogates*** | | | | | | | | | |
| 1,2-Dichloroethane-d4 (S) | 90 | % | 70-130 | | 1 | | 01/04/22 17:35 | 17060-07-0 | |
| 4-Bromofluorobenzene (S) | 96 | % | 70-130 | | 1 | | 01/04/22 17:35 | 460-00-4 | |
| Toluene-d8 (S) | 101 | % | 70-130 | | 1 | | 01/04/22 17:35 | 2037-26-5 | |

## REPORT OF LABORATORY ANALYSIS

This report shall not be reproduced, except in full,
without the written consent of Pace Analytical Services, LLC.

**Pace Analytical Services, LLC**
9800 Kincey Ave. Suite 100
Huntersville, NC 28078
(704)875-9092

## ANALYTICAL RESULTS

Project: CPC HUNTERSVILLE
Pace Project No.: 92580644

**Sample: MW-13** **Lab ID: 92580644004** Collected: 01/03/22 15:00 Received: 01/03/22 17:30 Matrix: Water

| Parameters | Results | Units | Report Limit | MDL | DF | Prepared | Analyzed | CAS No. | Qual |
|---|---|---|---|---|---|---|---|---|---|
| **VPH NC Water** | Analytical Method: MADEP VPH<br>Pace Analytical Services - Charlotte | | | | | | | | |
| Total VPH (C5-C12) | ND | ug/L | 50.0 | 50.0 | 1 | | 01/06/22 01:06 | | N2 |
| Aliphatic (C05-C08) | ND | ug/L | 50.0 | 50.0 | 1 | | 01/06/22 01:06 | | N2 |
| Aliphatic(C09-C12) Adjusted | ND | ug/L | 50.0 | 50.0 | 1 | | 01/06/22 01:06 | | N2 |
| Aromatic (C09-C10) | ND | ug/L | 50.0 | 50.0 | 1 | | 01/06/22 01:06 | | N2 |
| ***Surrogates*** | | | | | | | | | |
| 4-Bromofluorobenzene (FID) (S) | 99 | % | 70-130 | | 1 | | 01/06/22 01:06 | 460-00-4 | |
| 4-Bromofluorobenzene (PID) (S) | 80 | % | 70-130 | | 1 | | 01/06/22 01:06 | 460-00-4 | |
| **6200B MSV** | Analytical Method: SM 6200B<br>Pace Analytical Services - Charlotte | | | | | | | | |
| Benzene | ND | ug/L | 0.50 | 0.34 | 1 | | 01/04/22 17:53 | 71-43-2 | |
| Bromobenzene | ND | ug/L | 0.50 | 0.29 | 1 | | 01/04/22 17:53 | 108-86-1 | |
| Bromochloromethane | ND | ug/L | 0.50 | 0.47 | 1 | | 01/04/22 17:53 | 74-97-5 | |
| Bromodichloromethane | ND | ug/L | 0.50 | 0.31 | 1 | | 01/04/22 17:53 | 75-27-4 | |
| Bromoform | ND | ug/L | 0.50 | 0.34 | 1 | | 01/04/22 17:53 | 75-25-2 | |
| Bromomethane | ND | ug/L | 5.0 | 1.7 | 1 | | 01/04/22 17:53 | 74-83-9 | |
| n-Butylbenzene | ND | ug/L | 0.50 | 0.49 | 1 | | 01/04/22 17:53 | 104-51-8 | |
| sec-Butylbenzene | ND | ug/L | 0.50 | 0.40 | 1 | | 01/04/22 17:53 | 135-98-8 | |
| tert-Butylbenzene | ND | ug/L | 0.50 | 0.32 | 1 | | 01/04/22 17:53 | 98-06-6 | |
| Carbon tetrachloride | ND | ug/L | 0.50 | 0.33 | 1 | | 01/04/22 17:53 | 56-23-5 | |
| Chlorobenzene | ND | ug/L | 0.50 | 0.28 | 1 | | 01/04/22 17:53 | 108-90-7 | |
| Chloroethane | ND | ug/L | 1.0 | 0.65 | 1 | | 01/04/22 17:53 | 75-00-3 | |
| Chloroform | ND | ug/L | 0.50 | 0.35 | 1 | | 01/04/22 17:53 | 67-66-3 | |
| Chloromethane | ND | ug/L | 1.0 | 0.54 | 1 | | 01/04/22 17:53 | 74-87-3 | |
| 2-Chlorotoluene | ND | ug/L | 0.50 | 0.32 | 1 | | 01/04/22 17:53 | 95-49-8 | |
| 4-Chlorotoluene | ND | ug/L | 0.50 | 0.32 | 1 | | 01/04/22 17:53 | 106-43-4 | |
| 1,2-Dibromo-3-chloropropane | ND | ug/L | 1.0 | 0.34 | 1 | | 01/04/22 17:53 | 96-12-8 | |
| Dibromochloromethane | ND | ug/L | 0.50 | 0.36 | 1 | | 01/04/22 17:53 | 124-48-1 | |
| 1,2-Dibromoethane (EDB) | ND | ug/L | 0.50 | 0.27 | 1 | | 01/04/22 17:53 | 106-93-4 | |
| Dibromomethane | ND | ug/L | 0.50 | 0.39 | 1 | | 01/04/22 17:53 | 74-95-3 | |
| 1,2-Dichlorobenzene | ND | ug/L | 0.50 | 0.34 | 1 | | 01/04/22 17:53 | 95-50-1 | |
| 1,3-Dichlorobenzene | ND | ug/L | 0.50 | 0.34 | 1 | | 01/04/22 17:53 | 541-73-1 | |
| 1,4-Dichlorobenzene | ND | ug/L | 0.50 | 0.33 | 1 | | 01/04/22 17:53 | 106-46-7 | |
| Dichlorodifluoromethane | ND | ug/L | 0.50 | 0.35 | 1 | | 01/04/22 17:53 | 75-71-8 | |
| 1,1-Dichloroethane | ND | ug/L | 0.50 | 0.37 | 1 | | 01/04/22 17:53 | 75-34-3 | |
| 1,2-Dichloroethane | ND | ug/L | 0.50 | 0.32 | 1 | | 01/04/22 17:53 | 107-06-2 | |
| 1,1-Dichloroethene | ND | ug/L | 0.50 | 0.35 | 1 | | 01/04/22 17:53 | 75-35-4 | |
| cis-1,2-Dichloroethene | ND | ug/L | 0.50 | 0.38 | 1 | | 01/04/22 17:53 | 156-59-2 | |
| trans-1,2-Dichloroethene | ND | ug/L | 0.50 | 0.40 | 1 | | 01/04/22 17:53 | 156-60-5 | |
| 1,2-Dichloropropane | ND | ug/L | 0.50 | 0.36 | 1 | | 01/04/22 17:53 | 78-87-5 | |
| 1,3-Dichloropropane | ND | ug/L | 0.50 | 0.28 | 1 | | 01/04/22 17:53 | 142-28-9 | |
| 2,2-Dichloropropane | ND | ug/L | 0.50 | 0.39 | 1 | | 01/04/22 17:53 | 594-20-7 | |
| 1,1-Dichloropropene | ND | ug/L | 0.50 | 0.43 | 1 | | 01/04/22 17:53 | 563-58-6 | |
| cis-1,3-Dichloropropene | ND | ug/L | 0.50 | 0.36 | 1 | | 01/04/22 17:53 | 10061-01-5 | |
| trans-1,3-Dichloropropene | ND | ug/L | 0.50 | 0.36 | 1 | | 01/04/22 17:53 | 10061-02-6 | |

## REPORT OF LABORATORY ANALYSIS

This report shall not be reproduced, except in full,
without the written consent of Pace Analytical Services, LLC.

**Pace Analytical Services, LLC**
9800 Kincey Ave. Suite 100
Huntersville, NC 28078
(704)875-9092

## ANALYTICAL RESULTS

Project: CPC HUNTERSVILLE
Pace Project No.: 92580644

**Sample: MW-13** **Lab ID: 92580644004** Collected: 01/03/22 15:00 Received: 01/03/22 17:30 Matrix: Water

| Parameters | Results | Units | Report Limit | MDL | DF | Prepared | Analyzed | CAS No. | Qual |
|---|---|---|---|---|---|---|---|---|---|
| **6200B MSV** | Analytical Method: SM 6200B<br>Pace Analytical Services - Charlotte | | | | | | | | |
| Diisopropyl ether | ND | ug/L | 0.50 | 0.31 | 1 | | 01/04/22 17:53 | 108-20-3 | |
| Ethylbenzene | ND | ug/L | 0.50 | 0.30 | 1 | | 01/04/22 17:53 | 100-41-4 | |
| Hexachloro-1,3-butadiene | ND | ug/L | 2.0 | 1.5 | 1 | | 01/04/22 17:53 | 87-68-3 | |
| Isopropylbenzene (Cumene) | ND | ug/L | 0.50 | 0.33 | 1 | | 01/04/22 17:53 | 98-82-8 | |
| Methylene Chloride | ND | ug/L | 2.0 | 2.0 | 1 | | 01/04/22 17:53 | 75-09-2 | |
| Methyl-tert-butyl ether | ND | ug/L | 0.50 | 0.42 | 1 | | 01/04/22 17:53 | 1634-04-4 | |
| Naphthalene | ND | ug/L | 2.0 | 0.64 | 1 | | 01/04/22 17:53 | 91-20-3 | |
| n-Propylbenzene | ND | ug/L | 0.50 | 0.34 | 1 | | 01/04/22 17:53 | 103-65-1 | |
| Styrene | ND | ug/L | 0.50 | 0.29 | 1 | | 01/04/22 17:53 | 100-42-5 | |
| 1,1,1,2-Tetrachloroethane | ND | ug/L | 0.50 | 0.31 | 1 | | 01/04/22 17:53 | 630-20-6 | |
| 1,1,2,2-Tetrachloroethane | ND | ug/L | 0.50 | 0.22 | 1 | | 01/04/22 17:53 | 79-34-5 | |
| Tetrachloroethene | ND | ug/L | 0.50 | 0.29 | 1 | | 01/04/22 17:53 | 127-18-4 | |
| Toluene | ND | ug/L | 0.50 | 0.48 | 1 | | 01/04/22 17:53 | 108-88-3 | |
| 1,2,3-Trichlorobenzene | ND | ug/L | 2.0 | 0.81 | 1 | | 01/04/22 17:53 | 87-61-6 | |
| 1,2,4-Trichlorobenzene | ND | ug/L | 2.0 | 0.64 | 1 | | 01/04/22 17:53 | 120-82-1 | |
| 1,1,1-Trichloroethane | ND | ug/L | 0.50 | 0.33 | 1 | | 01/04/22 17:53 | 71-55-6 | |
| 1,1,2-Trichloroethane | ND | ug/L | 0.50 | 0.32 | 1 | | 01/04/22 17:53 | 79-00-5 | |
| Trichloroethene | ND | ug/L | 0.50 | 0.38 | 1 | | 01/04/22 17:53 | 79-01-6 | |
| Trichlorofluoromethane | ND | ug/L | 1.0 | 0.30 | 1 | | 01/04/22 17:53 | 75-69-4 | |
| 1,2,3-Trichloropropane | ND | ug/L | 0.50 | 0.26 | 1 | | 01/04/22 17:53 | 96-18-4 | |
| 1,2,4-Trimethylbenzene | ND | ug/L | 0.50 | 0.50 | 1 | | 01/04/22 17:53 | 95-63-6 | |
| 1,3,5-Trimethylbenzene | ND | ug/L | 0.50 | 0.33 | 1 | | 01/04/22 17:53 | 108-67-8 | |
| Vinyl chloride | ND | ug/L | 1.0 | 0.39 | 1 | | 01/04/22 17:53 | 75-01-4 | |
| m&p-Xylene | ND | ug/L | 1.0 | 0.71 | 1 | | 01/04/22 17:53 | 179601-23-1 | |
| o-Xylene | ND | ug/L | 0.50 | 0.34 | 1 | | 01/04/22 17:53 | 95-47-6 | |
| ***Surrogates*** | | | | | | | | | |
| 1,2-Dichloroethane-d4 (S) | 90 | % | 70-130 | | 1 | | 01/04/22 17:53 | 17060-07-0 | |
| 4-Bromofluorobenzene (S) | 95 | % | 70-130 | | 1 | | 01/04/22 17:53 | 460-00-4 | |
| Toluene-d8 (S) | 102 | % | 70-130 | | 1 | | 01/04/22 17:53 | 2037-26-5 | |

## REPORT OF LABORATORY ANALYSIS

This report shall not be reproduced, except in full,
without the written consent of Pace Analytical Services, LLC.

**Pace Analytical Services, LLC**
9800 Kincey Ave. Suite 100
Huntersville, NC 28078
(704)875-9092

## ANALYTICAL RESULTS

Project: CPC HUNTERSVILLE
Pace Project No.: 92580644

**Sample: MW-14** **Lab ID: 92580644005** Collected: 01/03/22 15:00 Received: 01/03/22 17:30 Matrix: Water

| Parameters | Results | Units | Report Limit | MDL | DF | Prepared | Analyzed | CAS No. | Qual |
|---|---|---|---|---|---|---|---|---|---|
| **VPH NC Water** | Analytical Method: MADEP VPH<br>Pace Analytical Services - Charlotte | | | | | | | | |
| Total VPH (C5-C12) | ND | ug/L | 50.0 | 50.0 | 1 | | 01/06/22 01:34 | | N2 |
| Aliphatic (C05-C08) | ND | ug/L | 50.0 | 50.0 | 1 | | 01/06/22 01:34 | | N2 |
| Aliphatic(C09-C12) Adjusted | ND | ug/L | 50.0 | 50.0 | 1 | | 01/06/22 01:34 | | N2 |
| Aromatic (C09-C10) | ND | ug/L | 50.0 | 50.0 | 1 | | 01/06/22 01:34 | | N2 |
| ***Surrogates*** | | | | | | | | | |
| 4-Bromofluorobenzene (FID) (S) | 99 | % | 70-130 | | 1 | | 01/06/22 01:34 | 460-00-4 | |
| 4-Bromofluorobenzene (PID) (S) | 81 | % | 70-130 | | 1 | | 01/06/22 01:34 | 460-00-4 | |
| **6200B MSV** | Analytical Method: SM 6200B<br>Pace Analytical Services - Charlotte | | | | | | | | |
| Benzene | ND | ug/L | 0.50 | 0.34 | 1 | | 01/04/22 20:04 | 71-43-2 | |
| Bromobenzene | ND | ug/L | 0.50 | 0.29 | 1 | | 01/04/22 20:04 | 108-86-1 | |
| Bromochloromethane | ND | ug/L | 0.50 | 0.47 | 1 | | 01/04/22 20:04 | 74-97-5 | |
| Bromodichloromethane | ND | ug/L | 0.50 | 0.31 | 1 | | 01/04/22 20:04 | 75-27-4 | |
| Bromoform | ND | ug/L | 0.50 | 0.34 | 1 | | 01/04/22 20:04 | 75-25-2 | |
| Bromomethane | ND | ug/L | 5.0 | 1.7 | 1 | | 01/04/22 20:04 | 74-83-9 | |
| n-Butylbenzene | ND | ug/L | 0.50 | 0.49 | 1 | | 01/04/22 20:04 | 104-51-8 | |
| sec-Butylbenzene | ND | ug/L | 0.50 | 0.40 | 1 | | 01/04/22 20:04 | 135-98-8 | |
| tert-Butylbenzene | ND | ug/L | 0.50 | 0.32 | 1 | | 01/04/22 20:04 | 98-06-6 | |
| Carbon tetrachloride | ND | ug/L | 0.50 | 0.33 | 1 | | 01/04/22 20:04 | 56-23-5 | |
| Chlorobenzene | ND | ug/L | 0.50 | 0.28 | 1 | | 01/04/22 20:04 | 108-90-7 | |
| Chloroethane | ND | ug/L | 1.0 | 0.65 | 1 | | 01/04/22 20:04 | 75-00-3 | |
| Chloroform | ND | ug/L | 0.50 | 0.35 | 1 | | 01/04/22 20:04 | 67-66-3 | |
| Chloromethane | ND | ug/L | 1.0 | 0.54 | 1 | | 01/04/22 20:04 | 74-87-3 | |
| 2-Chlorotoluene | ND | ug/L | 0.50 | 0.32 | 1 | | 01/04/22 20:04 | 95-49-8 | |
| 4-Chlorotoluene | ND | ug/L | 0.50 | 0.32 | 1 | | 01/04/22 20:04 | 106-43-4 | |
| 1,2-Dibromo-3-chloropropane | ND | ug/L | 1.0 | 0.34 | 1 | | 01/04/22 20:04 | 96-12-8 | |
| Dibromochloromethane | ND | ug/L | 0.50 | 0.36 | 1 | | 01/04/22 20:04 | 124-48-1 | |
| 1,2-Dibromoethane (EDB) | ND | ug/L | 0.50 | 0.27 | 1 | | 01/04/22 20:04 | 106-93-4 | |
| Dibromomethane | ND | ug/L | 0.50 | 0.39 | 1 | | 01/04/22 20:04 | 74-95-3 | |
| 1,2-Dichlorobenzene | ND | ug/L | 0.50 | 0.34 | 1 | | 01/04/22 20:04 | 95-50-1 | |
| 1,3-Dichlorobenzene | ND | ug/L | 0.50 | 0.34 | 1 | | 01/04/22 20:04 | 541-73-1 | |
| 1,4-Dichlorobenzene | ND | ug/L | 0.50 | 0.33 | 1 | | 01/04/22 20:04 | 106-46-7 | |
| Dichlorodifluoromethane | ND | ug/L | 0.50 | 0.35 | 1 | | 01/04/22 20:04 | 75-71-8 | |
| 1,1-Dichloroethane | ND | ug/L | 0.50 | 0.37 | 1 | | 01/04/22 20:04 | 75-34-3 | |
| 1,2-Dichloroethane | ND | ug/L | 0.50 | 0.32 | 1 | | 01/04/22 20:04 | 107-06-2 | |
| 1,1-Dichloroethene | ND | ug/L | 0.50 | 0.35 | 1 | | 01/04/22 20:04 | 75-35-4 | |
| cis-1,2-Dichloroethene | ND | ug/L | 0.50 | 0.38 | 1 | | 01/04/22 20:04 | 156-59-2 | |
| trans-1,2-Dichloroethene | ND | ug/L | 0.50 | 0.40 | 1 | | 01/04/22 20:04 | 156-60-5 | |
| 1,2-Dichloropropane | ND | ug/L | 0.50 | 0.36 | 1 | | 01/04/22 20:04 | 78-87-5 | |
| 1,3-Dichloropropane | ND | ug/L | 0.50 | 0.28 | 1 | | 01/04/22 20:04 | 142-28-9 | |
| 2,2-Dichloropropane | ND | ug/L | 0.50 | 0.39 | 1 | | 01/04/22 20:04 | 594-20-7 | |
| 1,1-Dichloropropene | ND | ug/L | 0.50 | 0.43 | 1 | | 01/04/22 20:04 | 563-58-6 | |
| cis-1,3-Dichloropropene | ND | ug/L | 0.50 | 0.36 | 1 | | 01/04/22 20:04 | 10061-01-5 | |
| trans-1,3-Dichloropropene | ND | ug/L | 0.50 | 0.36 | 1 | | 01/04/22 20:04 | 10061-02-6 | |

## REPORT OF LABORATORY ANALYSIS

This report shall not be reproduced, except in full,
without the written consent of Pace Analytical Services, LLC.

**Pace Analytical Services, LLC**
9800 Kincey Ave. Suite 100
Huntersville, NC 28078
(704)875-9092

## ANALYTICAL RESULTS

Project: CPC HUNTERSVILLE
Pace Project No.: 92580644

**Sample: MW-14** **Lab ID: 92580644005** Collected: 01/03/22 15:00 Received: 01/03/22 17:30 Matrix: Water

| Parameters | Results | Units | Report Limit | MDL | DF | Prepared | Analyzed | CAS No. | Qual |
|---|---|---|---|---|---|---|---|---|---|
| **6200B MSV** | Analytical Method: SM 6200B<br>Pace Analytical Services - Charlotte | | | | | | | | |
| Diisopropyl ether | ND | ug/L | 0.50 | 0.31 | 1 | | 01/04/22 20:04 | 108-20-3 | |
| Ethylbenzene | ND | ug/L | 0.50 | 0.30 | 1 | | 01/04/22 20:04 | 100-41-4 | |
| Hexachloro-1,3-butadiene | ND | ug/L | 2.0 | 1.5 | 1 | | 01/04/22 20:04 | 87-68-3 | |
| Isopropylbenzene (Cumene) | ND | ug/L | 0.50 | 0.33 | 1 | | 01/04/22 20:04 | 98-82-8 | |
| Methylene Chloride | ND | ug/L | 2.0 | 2.0 | 1 | | 01/04/22 20:04 | 75-09-2 | |
| Methyl-tert-butyl ether | ND | ug/L | 0.50 | 0.42 | 1 | | 01/04/22 20:04 | 1634-04-4 | |
| Naphthalene | ND | ug/L | 2.0 | 0.64 | 1 | | 01/04/22 20:04 | 91-20-3 | |
| n-Propylbenzene | ND | ug/L | 0.50 | 0.34 | 1 | | 01/04/22 20:04 | 103-65-1 | |
| Styrene | ND | ug/L | 0.50 | 0.29 | 1 | | 01/04/22 20:04 | 100-42-5 | |
| 1,1,1,2-Tetrachloroethane | ND | ug/L | 0.50 | 0.31 | 1 | | 01/04/22 20:04 | 630-20-6 | |
| 1,1,2,2-Tetrachloroethane | ND | ug/L | 0.50 | 0.22 | 1 | | 01/04/22 20:04 | 79-34-5 | |
| Tetrachloroethene | ND | ug/L | 0.50 | 0.29 | 1 | | 01/04/22 20:04 | 127-18-4 | |
| Toluene | ND | ug/L | 0.50 | 0.48 | 1 | | 01/04/22 20:04 | 108-88-3 | |
| 1,2,3-Trichlorobenzene | ND | ug/L | 2.0 | 0.81 | 1 | | 01/04/22 20:04 | 87-61-6 | |
| 1,2,4-Trichlorobenzene | ND | ug/L | 2.0 | 0.64 | 1 | | 01/04/22 20:04 | 120-82-1 | |
| 1,1,1-Trichloroethane | ND | ug/L | 0.50 | 0.33 | 1 | | 01/04/22 20:04 | 71-55-6 | |
| 1,1,2-Trichloroethane | ND | ug/L | 0.50 | 0.32 | 1 | | 01/04/22 20:04 | 79-00-5 | |
| Trichloroethene | ND | ug/L | 0.50 | 0.38 | 1 | | 01/04/22 20:04 | 79-01-6 | |
| Trichlorofluoromethane | ND | ug/L | 1.0 | 0.30 | 1 | | 01/04/22 20:04 | 75-69-4 | |
| 1,2,3-Trichloropropane | ND | ug/L | 0.50 | 0.26 | 1 | | 01/04/22 20:04 | 96-18-4 | |
| 1,2,4-Trimethylbenzene | ND | ug/L | 0.50 | 0.50 | 1 | | 01/04/22 20:04 | 95-63-6 | |
| 1,3,5-Trimethylbenzene | ND | ug/L | 0.50 | 0.33 | 1 | | 01/04/22 20:04 | 108-67-8 | |
| Vinyl chloride | ND | ug/L | 1.0 | 0.39 | 1 | | 01/04/22 20:04 | 75-01-4 | |
| m&p-Xylene | ND | ug/L | 1.0 | 0.71 | 1 | | 01/04/22 20:04 | 179601-23-1 | |
| o-Xylene | ND | ug/L | 0.50 | 0.34 | 1 | | 01/04/22 20:04 | 95-47-6 | |
| ***Surrogates*** | | | | | | | | | |
| 1,2-Dichloroethane-d4 (S) | 95 | % | 70-130 | | 1 | | 01/04/22 20:04 | 17060-07-0 | |
| 4-Bromofluorobenzene (S) | 105 | % | 70-130 | | 1 | | 01/04/22 20:04 | 460-00-4 | |
| Toluene-d8 (S) | 108 | % | 70-130 | | 1 | | 01/04/22 20:04 | 2037-26-5 | |

## REPORT OF LABORATORY ANALYSIS

This report shall not be reproduced, except in full,
without the written consent of Pace Analytical Services, LLC.

**Pace Analytical Services, LLC**
9800 Kincey Ave. Suite 100
Huntersville, NC 28078
(704)875-9092

## ANALYTICAL RESULTS

Project: CPC HUNTERSVILLE
Pace Project No.: 92580644

**Sample: DUP-2-20220103** **Lab ID: 92580644006** Collected: 01/03/22 00:00 Received: 01/03/22 17:30 Matrix: Water

| Parameters | Results | Units | Report Limit | MDL | DF | Prepared | Analyzed | CAS No. | Qual |
|---|---|---|---|---|---|---|---|---|---|
| **VPH NC Water** | Analytical Method: MADEP VPH<br>Pace Analytical Services - Charlotte | | | | | | | | |
| Total VPH (C5-C12) | ND | ug/L | 50.0 | 50.0 | 1 | | 01/06/22 02:02 | | N2 |
| Aliphatic (C05-C08) | ND | ug/L | 50.0 | 50.0 | 1 | | 01/06/22 02:02 | | N2 |
| Aliphatic(C09-C12) Adjusted | ND | ug/L | 50.0 | 50.0 | 1 | | 01/06/22 02:02 | | N2 |
| Aromatic (C09-C10) | ND | ug/L | 50.0 | 50.0 | 1 | | 01/06/22 02:02 | | N2 |
| ***Surrogates*** | | | | | | | | | |
| 4-Bromofluorobenzene (FID) (S) | 100 | % | 70-130 | | 1 | | 01/06/22 02:02 | 460-00-4 | |
| 4-Bromofluorobenzene (PID) (S) | 82 | % | 70-130 | | 1 | | 01/06/22 02:02 | 460-00-4 | |
| **6200B MSV** | Analytical Method: SM 6200B<br>Pace Analytical Services - Charlotte | | | | | | | | |
| Benzene | ND | ug/L | 0.50 | 0.34 | 1 | | 01/04/22 21:08 | 71-43-2 | |
| Bromobenzene | ND | ug/L | 0.50 | 0.29 | 1 | | 01/04/22 21:08 | 108-86-1 | |
| Bromochloromethane | ND | ug/L | 0.50 | 0.47 | 1 | | 01/04/22 21:08 | 74-97-5 | |
| Bromodichloromethane | ND | ug/L | 0.50 | 0.31 | 1 | | 01/04/22 21:08 | 75-27-4 | |
| Bromoform | ND | ug/L | 0.50 | 0.34 | 1 | | 01/04/22 21:08 | 75-25-2 | |
| Bromomethane | ND | ug/L | 5.0 | 1.7 | 1 | | 01/04/22 21:08 | 74-83-9 | |
| n-Butylbenzene | ND | ug/L | 0.50 | 0.49 | 1 | | 01/04/22 21:08 | 104-51-8 | |
| sec-Butylbenzene | ND | ug/L | 0.50 | 0.40 | 1 | | 01/04/22 21:08 | 135-98-8 | |
| tert-Butylbenzene | ND | ug/L | 0.50 | 0.32 | 1 | | 01/04/22 21:08 | 98-06-6 | |
| Carbon tetrachloride | ND | ug/L | 0.50 | 0.33 | 1 | | 01/04/22 21:08 | 56-23-5 | |
| Chlorobenzene | ND | ug/L | 0.50 | 0.28 | 1 | | 01/04/22 21:08 | 108-90-7 | |
| Chloroethane | ND | ug/L | 1.0 | 0.65 | 1 | | 01/04/22 21:08 | 75-00-3 | |
| Chloroform | ND | ug/L | 0.50 | 0.35 | 1 | | 01/04/22 21:08 | 67-66-3 | |
| Chloromethane | ND | ug/L | 1.0 | 0.54 | 1 | | 01/04/22 21:08 | 74-87-3 | |
| 2-Chlorotoluene | ND | ug/L | 0.50 | 0.32 | 1 | | 01/04/22 21:08 | 95-49-8 | |
| 4-Chlorotoluene | ND | ug/L | 0.50 | 0.32 | 1 | | 01/04/22 21:08 | 106-43-4 | |
| 1,2-Dibromo-3-chloropropane | ND | ug/L | 1.0 | 0.34 | 1 | | 01/04/22 21:08 | 96-12-8 | |
| Dibromochloromethane | ND | ug/L | 0.50 | 0.36 | 1 | | 01/04/22 21:08 | 124-48-1 | |
| 1,2-Dibromoethane (EDB) | ND | ug/L | 0.50 | 0.27 | 1 | | 01/04/22 21:08 | 106-93-4 | |
| Dibromomethane | ND | ug/L | 0.50 | 0.39 | 1 | | 01/04/22 21:08 | 74-95-3 | |
| 1,2-Dichlorobenzene | ND | ug/L | 0.50 | 0.34 | 1 | | 01/04/22 21:08 | 95-50-1 | |
| 1,3-Dichlorobenzene | ND | ug/L | 0.50 | 0.34 | 1 | | 01/04/22 21:08 | 541-73-1 | |
| 1,4-Dichlorobenzene | ND | ug/L | 0.50 | 0.33 | 1 | | 01/04/22 21:08 | 106-46-7 | |
| Dichlorodifluoromethane | ND | ug/L | 0.50 | 0.35 | 1 | | 01/04/22 21:08 | 75-71-8 | |
| 1,1-Dichloroethane | ND | ug/L | 0.50 | 0.37 | 1 | | 01/04/22 21:08 | 75-34-3 | |
| 1,2-Dichloroethane | ND | ug/L | 0.50 | 0.32 | 1 | | 01/04/22 21:08 | 107-06-2 | |
| 1,1-Dichloroethene | ND | ug/L | 0.50 | 0.35 | 1 | | 01/04/22 21:08 | 75-35-4 | |
| cis-1,2-Dichloroethene | ND | ug/L | 0.50 | 0.38 | 1 | | 01/04/22 21:08 | 156-59-2 | |
| trans-1,2-Dichloroethene | ND | ug/L | 0.50 | 0.40 | 1 | | 01/04/22 21:08 | 156-60-5 | |
| 1,2-Dichloropropane | ND | ug/L | 0.50 | 0.36 | 1 | | 01/04/22 21:08 | 78-87-5 | |
| 1,3-Dichloropropane | ND | ug/L | 0.50 | 0.28 | 1 | | 01/04/22 21:08 | 142-28-9 | |
| 2,2-Dichloropropane | ND | ug/L | 0.50 | 0.39 | 1 | | 01/04/22 21:08 | 594-20-7 | |
| 1,1-Dichloropropene | ND | ug/L | 0.50 | 0.43 | 1 | | 01/04/22 21:08 | 563-58-6 | |
| cis-1,3-Dichloropropene | ND | ug/L | 0.50 | 0.36 | 1 | | 01/04/22 21:08 | 10061-01-5 | |
| trans-1,3-Dichloropropene | ND | ug/L | 0.50 | 0.36 | 1 | | 01/04/22 21:08 | 10061-02-6 | |

## REPORT OF LABORATORY ANALYSIS

This report shall not be reproduced, except in full,
without the written consent of Pace Analytical Services, LLC.

**Pace Analytical Services, LLC**
9800 Kincey Ave. Suite 100
Huntersville, NC 28078
(704)875-9092

## ANALYTICAL RESULTS

Project: CPC HUNTERSVILLE
Pace Project No.: 92580644

**Sample: DUP-2-20220103** **Lab ID: 92580644006** Collected: 01/03/22 00:00 Received: 01/03/22 17:30 Matrix: Water

| Parameters | Results | Units | Report Limit | MDL | DF | Prepared | Analyzed | CAS No. | Qual |
|---|---|---|---|---|---|---|---|---|---|
| **6200B MSV** | Analytical Method: SM 6200B<br>Pace Analytical Services - Charlotte | | | | | | | | |
| Diisopropyl ether | ND | ug/L | 0.50 | 0.31 | 1 | | 01/04/22 21:08 | 108-20-3 | |
| Ethylbenzene | ND | ug/L | 0.50 | 0.30 | 1 | | 01/04/22 21:08 | 100-41-4 | |
| Hexachloro-1,3-butadiene | ND | ug/L | 2.0 | 1.5 | 1 | | 01/04/22 21:08 | 87-68-3 | |
| Isopropylbenzene (Cumene) | ND | ug/L | 0.50 | 0.33 | 1 | | 01/04/22 21:08 | 98-82-8 | |
| Methylene Chloride | ND | ug/L | 2.0 | 2.0 | 1 | | 01/04/22 21:08 | 75-09-2 | |
| Methyl-tert-butyl ether | ND | ug/L | 0.50 | 0.42 | 1 | | 01/04/22 21:08 | 1634-04-4 | |
| Naphthalene | ND | ug/L | 2.0 | 0.64 | 1 | | 01/04/22 21:08 | 91-20-3 | |
| n-Propylbenzene | ND | ug/L | 0.50 | 0.34 | 1 | | 01/04/22 21:08 | 103-65-1 | |
| Styrene | ND | ug/L | 0.50 | 0.29 | 1 | | 01/04/22 21:08 | 100-42-5 | |
| 1,1,1,2-Tetrachloroethane | ND | ug/L | 0.50 | 0.31 | 1 | | 01/04/22 21:08 | 630-20-6 | |
| 1,1,2,2-Tetrachloroethane | ND | ug/L | 0.50 | 0.22 | 1 | | 01/04/22 21:08 | 79-34-5 | |
| Tetrachloroethene | ND | ug/L | 0.50 | 0.29 | 1 | | 01/04/22 21:08 | 127-18-4 | |
| Toluene | ND | ug/L | 0.50 | 0.48 | 1 | | 01/04/22 21:08 | 108-88-3 | |
| 1,2,3-Trichlorobenzene | ND | ug/L | 2.0 | 0.81 | 1 | | 01/04/22 21:08 | 87-61-6 | |
| 1,2,4-Trichlorobenzene | ND | ug/L | 2.0 | 0.64 | 1 | | 01/04/22 21:08 | 120-82-1 | |
| 1,1,1-Trichloroethane | ND | ug/L | 0.50 | 0.33 | 1 | | 01/04/22 21:08 | 71-55-6 | |
| 1,1,2-Trichloroethane | ND | ug/L | 0.50 | 0.32 | 1 | | 01/04/22 21:08 | 79-00-5 | |
| Trichloroethene | ND | ug/L | 0.50 | 0.38 | 1 | | 01/04/22 21:08 | 79-01-6 | |
| Trichlorofluoromethane | ND | ug/L | 1.0 | 0.30 | 1 | | 01/04/22 21:08 | 75-69-4 | |
| 1,2,3-Trichloropropane | ND | ug/L | 0.50 | 0.26 | 1 | | 01/04/22 21:08 | 96-18-4 | |
| 1,2,4-Trimethylbenzene | ND | ug/L | 0.50 | 0.50 | 1 | | 01/04/22 21:08 | 95-63-6 | |
| 1,3,5-Trimethylbenzene | ND | ug/L | 0.50 | 0.33 | 1 | | 01/04/22 21:08 | 108-67-8 | |
| Vinyl chloride | ND | ug/L | 1.0 | 0.39 | 1 | | 01/04/22 21:08 | 75-01-4 | |
| m&p-Xylene | ND | ug/L | 1.0 | 0.71 | 1 | | 01/04/22 21:08 | 179601-23-1 | |
| o-Xylene | ND | ug/L | 0.50 | 0.34 | 1 | | 01/04/22 21:08 | 95-47-6 | |
| ***Surrogates*** | | | | | | | | | |
| 1,2-Dichloroethane-d4 (S) | 102 | % | 70-130 | | 1 | | 01/04/22 21:08 | 17060-07-0 | |
| 4-Bromofluorobenzene (S) | 96 | % | 70-130 | | 1 | | 01/04/22 21:08 | 460-00-4 | |
| Toluene-d8 (S) | 101 | % | 70-130 | | 1 | | 01/04/22 21:08 | 2037-26-5 | |

## REPORT OF LABORATORY ANALYSIS

This report shall not be reproduced, except in full,
without the written consent of Pace Analytical Services, LLC.

**Pace Analytical Services, LLC**
9800 Kincey Ave. Suite 100
Huntersville, NC 28078
(704)875-9092

## ANALYTICAL RESULTS

Project: CPC HUNTERSVILLE
Pace Project No.: 92580644

**Sample: MW-14D** **Lab ID: 92580644007** Collected: 01/03/22 16:20 Received: 01/03/22 17:30 Matrix: Water

| Parameters | Results | Units | Report Limit | MDL | DF | Prepared | Analyzed | CAS No. | Qual |
|---|---|---|---|---|---|---|---|---|---|
| **VPH NC Water** | Analytical Method: MADEP VPH<br>Pace Analytical Services - Charlotte | | | | | | | | |
| Total VPH (C5-C12) | ND | ug/L | 50.0 | 50.0 | 1 | | 01/06/22 02:30 | | N2 |
| Aliphatic (C05-C08) | ND | ug/L | 50.0 | 50.0 | 1 | | 01/06/22 02:30 | | N2 |
| Aliphatic(C09-C12) Adjusted | ND | ug/L | 50.0 | 50.0 | 1 | | 01/06/22 02:30 | | N2 |
| Aromatic (C09-C10) | ND | ug/L | 50.0 | 50.0 | 1 | | 01/06/22 02:30 | | N2 |
| ***Surrogates*** | | | | | | | | | |
| 4-Bromofluorobenzene (FID) (S) | 96 | % | 70-130 | | 1 | | 01/06/22 02:30 | 460-00-4 | |
| 4-Bromofluorobenzene (PID) (S) | 80 | % | 70-130 | | 1 | | 01/06/22 02:30 | 460-00-4 | |
| **6200B MSV** | Analytical Method: SM 6200B<br>Pace Analytical Services - Charlotte | | | | | | | | |
| Benzene | ND | ug/L | 0.50 | 0.34 | 1 | | 01/04/22 20:22 | 71-43-2 | |
| Bromobenzene | ND | ug/L | 0.50 | 0.29 | 1 | | 01/04/22 20:22 | 108-86-1 | |
| Bromochloromethane | ND | ug/L | 0.50 | 0.47 | 1 | | 01/04/22 20:22 | 74-97-5 | |
| Bromodichloromethane | ND | ug/L | 0.50 | 0.31 | 1 | | 01/04/22 20:22 | 75-27-4 | |
| Bromoform | ND | ug/L | 0.50 | 0.34 | 1 | | 01/04/22 20:22 | 75-25-2 | |
| Bromomethane | ND | ug/L | 5.0 | 1.7 | 1 | | 01/04/22 20:22 | 74-83-9 | |
| n-Butylbenzene | ND | ug/L | 0.50 | 0.49 | 1 | | 01/04/22 20:22 | 104-51-8 | |
| sec-Butylbenzene | ND | ug/L | 0.50 | 0.40 | 1 | | 01/04/22 20:22 | 135-98-8 | |
| tert-Butylbenzene | ND | ug/L | 0.50 | 0.32 | 1 | | 01/04/22 20:22 | 98-06-6 | |
| Carbon tetrachloride | ND | ug/L | 0.50 | 0.33 | 1 | | 01/04/22 20:22 | 56-23-5 | |
| Chlorobenzene | ND | ug/L | 0.50 | 0.28 | 1 | | 01/04/22 20:22 | 108-90-7 | |
| Chloroethane | ND | ug/L | 1.0 | 0.65 | 1 | | 01/04/22 20:22 | 75-00-3 | |
| Chloroform | ND | ug/L | 0.50 | 0.35 | 1 | | 01/04/22 20:22 | 67-66-3 | |
| Chloromethane | ND | ug/L | 1.0 | 0.54 | 1 | | 01/04/22 20:22 | 74-87-3 | |
| 2-Chlorotoluene | ND | ug/L | 0.50 | 0.32 | 1 | | 01/04/22 20:22 | 95-49-8 | |
| 4-Chlorotoluene | ND | ug/L | 0.50 | 0.32 | 1 | | 01/04/22 20:22 | 106-43-4 | |
| 1,2-Dibromo-3-chloropropane | ND | ug/L | 1.0 | 0.34 | 1 | | 01/04/22 20:22 | 96-12-8 | |
| Dibromochloromethane | ND | ug/L | 0.50 | 0.36 | 1 | | 01/04/22 20:22 | 124-48-1 | |
| 1,2-Dibromoethane (EDB) | ND | ug/L | 0.50 | 0.27 | 1 | | 01/04/22 20:22 | 106-93-4 | |
| Dibromomethane | ND | ug/L | 0.50 | 0.39 | 1 | | 01/04/22 20:22 | 74-95-3 | |
| 1,2-Dichlorobenzene | ND | ug/L | 0.50 | 0.34 | 1 | | 01/04/22 20:22 | 95-50-1 | |
| 1,3-Dichlorobenzene | ND | ug/L | 0.50 | 0.34 | 1 | | 01/04/22 20:22 | 541-73-1 | |
| 1,4-Dichlorobenzene | ND | ug/L | 0.50 | 0.33 | 1 | | 01/04/22 20:22 | 106-46-7 | |
| Dichlorodifluoromethane | ND | ug/L | 0.50 | 0.35 | 1 | | 01/04/22 20:22 | 75-71-8 | |
| 1,1-Dichloroethane | ND | ug/L | 0.50 | 0.37 | 1 | | 01/04/22 20:22 | 75-34-3 | |
| 1,2-Dichloroethane | ND | ug/L | 0.50 | 0.32 | 1 | | 01/04/22 20:22 | 107-06-2 | |
| 1,1-Dichloroethene | ND | ug/L | 0.50 | 0.35 | 1 | | 01/04/22 20:22 | 75-35-4 | |
| cis-1,2-Dichloroethene | ND | ug/L | 0.50 | 0.38 | 1 | | 01/04/22 20:22 | 156-59-2 | |
| trans-1,2-Dichloroethene | ND | ug/L | 0.50 | 0.40 | 1 | | 01/04/22 20:22 | 156-60-5 | |
| 1,2-Dichloropropane | ND | ug/L | 0.50 | 0.36 | 1 | | 01/04/22 20:22 | 78-87-5 | |
| 1,3-Dichloropropane | ND | ug/L | 0.50 | 0.28 | 1 | | 01/04/22 20:22 | 142-28-9 | |
| 2,2-Dichloropropane | ND | ug/L | 0.50 | 0.39 | 1 | | 01/04/22 20:22 | 594-20-7 | |
| 1,1-Dichloropropene | ND | ug/L | 0.50 | 0.43 | 1 | | 01/04/22 20:22 | 563-58-6 | |
| cis-1,3-Dichloropropene | ND | ug/L | 0.50 | 0.36 | 1 | | 01/04/22 20:22 | 10061-01-5 | |
| trans-1,3-Dichloropropene | ND | ug/L | 0.50 | 0.36 | 1 | | 01/04/22 20:22 | 10061-02-6 | |

## REPORT OF LABORATORY ANALYSIS

This report shall not be reproduced, except in full,
without the written consent of Pace Analytical Services, LLC.

**Pace Analytical Services, LLC**
9800 Kincey Ave. Suite 100
Huntersville, NC 28078
(704)875-9092

## ANALYTICAL RESULTS

Project: CPC HUNTERSVILLE
Pace Project No.: 92580644

**Sample: MW-14D** **Lab ID: 92580644007** Collected: 01/03/22 16:20 Received: 01/03/22 17:30 Matrix: Water

| Parameters | Results | Units | Report Limit | MDL | DF | Prepared | Analyzed | CAS No. | Qual |
|---|---|---|---|---|---|---|---|---|---|
| **6200B MSV** | Analytical Method: SM 6200B<br>Pace Analytical Services - Charlotte | | | | | | | | |
| Diisopropyl ether | ND | ug/L | 0.50 | 0.31 | 1 | | 01/04/22 20:22 | 108-20-3 | |
| Ethylbenzene | ND | ug/L | 0.50 | 0.30 | 1 | | 01/04/22 20:22 | 100-41-4 | |
| Hexachloro-1,3-butadiene | ND | ug/L | 2.0 | 1.5 | 1 | | 01/04/22 20:22 | 87-68-3 | |
| Isopropylbenzene (Cumene) | ND | ug/L | 0.50 | 0.33 | 1 | | 01/04/22 20:22 | 98-82-8 | |
| Methylene Chloride | ND | ug/L | 2.0 | 2.0 | 1 | | 01/04/22 20:22 | 75-09-2 | |
| Methyl-tert-butyl ether | ND | ug/L | 0.50 | 0.42 | 1 | | 01/04/22 20:22 | 1634-04-4 | |
| Naphthalene | ND | ug/L | 2.0 | 0.64 | 1 | | 01/04/22 20:22 | 91-20-3 | |
| n-Propylbenzene | ND | ug/L | 0.50 | 0.34 | 1 | | 01/04/22 20:22 | 103-65-1 | |
| Styrene | ND | ug/L | 0.50 | 0.29 | 1 | | 01/04/22 20:22 | 100-42-5 | |
| 1,1,1,2-Tetrachloroethane | ND | ug/L | 0.50 | 0.31 | 1 | | 01/04/22 20:22 | 630-20-6 | |
| 1,1,2,2-Tetrachloroethane | ND | ug/L | 0.50 | 0.22 | 1 | | 01/04/22 20:22 | 79-34-5 | |
| Tetrachloroethene | ND | ug/L | 0.50 | 0.29 | 1 | | 01/04/22 20:22 | 127-18-4 | |
| Toluene | ND | ug/L | 0.50 | 0.48 | 1 | | 01/04/22 20:22 | 108-88-3 | |
| 1,2,3-Trichlorobenzene | ND | ug/L | 2.0 | 0.81 | 1 | | 01/04/22 20:22 | 87-61-6 | |
| 1,2,4-Trichlorobenzene | ND | ug/L | 2.0 | 0.64 | 1 | | 01/04/22 20:22 | 120-82-1 | |
| 1,1,1-Trichloroethane | ND | ug/L | 0.50 | 0.33 | 1 | | 01/04/22 20:22 | 71-55-6 | |
| 1,1,2-Trichloroethane | ND | ug/L | 0.50 | 0.32 | 1 | | 01/04/22 20:22 | 79-00-5 | |
| Trichloroethene | ND | ug/L | 0.50 | 0.38 | 1 | | 01/04/22 20:22 | 79-01-6 | |
| Trichlorofluoromethane | ND | ug/L | 1.0 | 0.30 | 1 | | 01/04/22 20:22 | 75-69-4 | |
| 1,2,3-Trichloropropane | ND | ug/L | 0.50 | 0.26 | 1 | | 01/04/22 20:22 | 96-18-4 | |
| 1,2,4-Trimethylbenzene | ND | ug/L | 0.50 | 0.50 | 1 | | 01/04/22 20:22 | 95-63-6 | |
| 1,3,5-Trimethylbenzene | ND | ug/L | 0.50 | 0.33 | 1 | | 01/04/22 20:22 | 108-67-8 | |
| Vinyl chloride | ND | ug/L | 1.0 | 0.39 | 1 | | 01/04/22 20:22 | 75-01-4 | |
| m&p-Xylene | ND | ug/L | 1.0 | 0.71 | 1 | | 01/04/22 20:22 | 179601-23-1 | |
| o-Xylene | ND | ug/L | 0.50 | 0.34 | 1 | | 01/04/22 20:22 | 95-47-6 | |
| ***Surrogates*** | | | | | | | | | |
| 1,2-Dichloroethane-d4 (S) | 98 | % | 70-130 | | 1 | | 01/04/22 20:22 | 17060-07-0 | |
| 4-Bromofluorobenzene (S) | 107 | % | 70-130 | | 1 | | 01/04/22 20:22 | 460-00-4 | |
| Toluene-d8 (S) | 109 | % | 70-130 | | 1 | | 01/04/22 20:22 | 2037-26-5 | |

## REPORT OF LABORATORY ANALYSIS

This report shall not be reproduced, except in full,
without the written consent of Pace Analytical Services, LLC.

**Pace Analytical Services, LLC**
9800 Kincey Ave. Suite 100
Huntersville, NC 28078
(704)875-9092

## ANALYTICAL RESULTS

Project: CPC HUNTERSVILLE
Pace Project No.: 92580644

**Sample: MW-49** **Lab ID: 92580644008** Collected: 01/03/22 16:25 Received: 01/03/22 17:30 Matrix: Water

| Parameters | Results | Units | Report Limit | MDL | DF | Prepared | Analyzed | CAS No. | Qual |
|---|---|---|---|---|---|---|---|---|---|
| **VPH NC Water** | Analytical Method: MADEP VPH<br>Pace Analytical Services - Charlotte | | | | | | | | |
| Total VPH (C5-C12) | ND | ug/L | 50.0 | 50.0 | 1 | | 01/06/22 02:59 | | N2 |
| Aliphatic (C05-C08) | ND | ug/L | 50.0 | 50.0 | 1 | | 01/06/22 02:59 | | N2 |
| Aliphatic(C09-C12) Adjusted | ND | ug/L | 50.0 | 50.0 | 1 | | 01/06/22 02:59 | | N2 |
| Aromatic (C09-C10) | ND | ug/L | 50.0 | 50.0 | 1 | | 01/06/22 02:59 | | N2 |
| ***Surrogates*** | | | | | | | | | |
| 4-Bromofluorobenzene (FID) (S) | 96 | % | 70-130 | | 1 | | 01/06/22 02:59 | 460-00-4 | |
| 4-Bromofluorobenzene (PID) (S) | 81 | % | 70-130 | | 1 | | 01/06/22 02:59 | 460-00-4 | |
| **6200B MSV** | Analytical Method: SM 6200B<br>Pace Analytical Services - Charlotte | | | | | | | | |
| Benzene | ND | ug/L | 0.50 | 0.34 | 1 | | 01/04/22 20:39 | 71-43-2 | |
| Bromobenzene | ND | ug/L | 0.50 | 0.29 | 1 | | 01/04/22 20:39 | 108-86-1 | |
| Bromochloromethane | ND | ug/L | 0.50 | 0.47 | 1 | | 01/04/22 20:39 | 74-97-5 | |
| Bromodichloromethane | ND | ug/L | 0.50 | 0.31 | 1 | | 01/04/22 20:39 | 75-27-4 | |
| Bromoform | ND | ug/L | 0.50 | 0.34 | 1 | | 01/04/22 20:39 | 75-25-2 | |
| Bromomethane | ND | ug/L | 5.0 | 1.7 | 1 | | 01/04/22 20:39 | 74-83-9 | |
| n-Butylbenzene | ND | ug/L | 0.50 | 0.49 | 1 | | 01/04/22 20:39 | 104-51-8 | |
| sec-Butylbenzene | ND | ug/L | 0.50 | 0.40 | 1 | | 01/04/22 20:39 | 135-98-8 | |
| tert-Butylbenzene | ND | ug/L | 0.50 | 0.32 | 1 | | 01/04/22 20:39 | 98-06-6 | |
| Carbon tetrachloride | ND | ug/L | 0.50 | 0.33 | 1 | | 01/04/22 20:39 | 56-23-5 | |
| Chlorobenzene | ND | ug/L | 0.50 | 0.28 | 1 | | 01/04/22 20:39 | 108-90-7 | |
| Chloroethane | ND | ug/L | 1.0 | 0.65 | 1 | | 01/04/22 20:39 | 75-00-3 | |
| Chloroform | ND | ug/L | 0.50 | 0.35 | 1 | | 01/04/22 20:39 | 67-66-3 | |
| Chloromethane | ND | ug/L | 1.0 | 0.54 | 1 | | 01/04/22 20:39 | 74-87-3 | |
| 2-Chlorotoluene | ND | ug/L | 0.50 | 0.32 | 1 | | 01/04/22 20:39 | 95-49-8 | |
| 4-Chlorotoluene | ND | ug/L | 0.50 | 0.32 | 1 | | 01/04/22 20:39 | 106-43-4 | |
| 1,2-Dibromo-3-chloropropane | ND | ug/L | 1.0 | 0.34 | 1 | | 01/04/22 20:39 | 96-12-8 | |
| Dibromochloromethane | ND | ug/L | 0.50 | 0.36 | 1 | | 01/04/22 20:39 | 124-48-1 | |
| 1,2-Dibromoethane (EDB) | ND | ug/L | 0.50 | 0.27 | 1 | | 01/04/22 20:39 | 106-93-4 | |
| Dibromomethane | ND | ug/L | 0.50 | 0.39 | 1 | | 01/04/22 20:39 | 74-95-3 | |
| 1,2-Dichlorobenzene | ND | ug/L | 0.50 | 0.34 | 1 | | 01/04/22 20:39 | 95-50-1 | |
| 1,3-Dichlorobenzene | ND | ug/L | 0.50 | 0.34 | 1 | | 01/04/22 20:39 | 541-73-1 | |
| 1,4-Dichlorobenzene | ND | ug/L | 0.50 | 0.33 | 1 | | 01/04/22 20:39 | 106-46-7 | |
| Dichlorodifluoromethane | ND | ug/L | 0.50 | 0.35 | 1 | | 01/04/22 20:39 | 75-71-8 | |
| 1,1-Dichloroethane | ND | ug/L | 0.50 | 0.37 | 1 | | 01/04/22 20:39 | 75-34-3 | |
| 1,2-Dichloroethane | ND | ug/L | 0.50 | 0.32 | 1 | | 01/04/22 20:39 | 107-06-2 | |
| 1,1-Dichloroethene | ND | ug/L | 0.50 | 0.35 | 1 | | 01/04/22 20:39 | 75-35-4 | |
| cis-1,2-Dichloroethene | ND | ug/L | 0.50 | 0.38 | 1 | | 01/04/22 20:39 | 156-59-2 | |
| trans-1,2-Dichloroethene | ND | ug/L | 0.50 | 0.40 | 1 | | 01/04/22 20:39 | 156-60-5 | |
| 1,2-Dichloropropane | ND | ug/L | 0.50 | 0.36 | 1 | | 01/04/22 20:39 | 78-87-5 | |
| 1,3-Dichloropropane | ND | ug/L | 0.50 | 0.28 | 1 | | 01/04/22 20:39 | 142-28-9 | |
| 2,2-Dichloropropane | ND | ug/L | 0.50 | 0.39 | 1 | | 01/04/22 20:39 | 594-20-7 | |
| 1,1-Dichloropropene | ND | ug/L | 0.50 | 0.43 | 1 | | 01/04/22 20:39 | 563-58-6 | |
| cis-1,3-Dichloropropene | ND | ug/L | 0.50 | 0.36 | 1 | | 01/04/22 20:39 | 10061-01-5 | |
| trans-1,3-Dichloropropene | ND | ug/L | 0.50 | 0.36 | 1 | | 01/04/22 20:39 | 10061-02-6 | |

## REPORT OF LABORATORY ANALYSIS

This report shall not be reproduced, except in full,
without the written consent of Pace Analytical Services, LLC.

**Pace Analytical Services, LLC**
9800 Kincey Ave. Suite 100
Huntersville, NC 28078
(704)875-9092

## ANALYTICAL RESULTS

Project: CPC HUNTERSVILLE
Pace Project No.: 92580644

**Sample: MW-49** **Lab ID: 92580644008** Collected: 01/03/22 16:25 Received: 01/03/22 17:30 Matrix: Water

| Parameters | Results | Units | Report Limit | MDL | DF | Prepared | Analyzed | CAS No. | Qual |
|---|---|---|---|---|---|---|---|---|---|
| **6200B MSV** | Analytical Method: SM 6200B<br>Pace Analytical Services - Charlotte | | | | | | | | |
| Diisopropyl ether | ND | ug/L | 0.50 | 0.31 | 1 | | 01/04/22 20:39 | 108-20-3 | |
| Ethylbenzene | ND | ug/L | 0.50 | 0.30 | 1 | | 01/04/22 20:39 | 100-41-4 | |
| Hexachloro-1,3-butadiene | ND | ug/L | 2.0 | 1.5 | 1 | | 01/04/22 20:39 | 87-68-3 | |
| Isopropylbenzene (Cumene) | ND | ug/L | 0.50 | 0.33 | 1 | | 01/04/22 20:39 | 98-82-8 | |
| Methylene Chloride | ND | ug/L | 2.0 | 2.0 | 1 | | 01/04/22 20:39 | 75-09-2 | |
| Methyl-tert-butyl ether | ND | ug/L | 0.50 | 0.42 | 1 | | 01/04/22 20:39 | 1634-04-4 | |
| Naphthalene | ND | ug/L | 2.0 | 0.64 | 1 | | 01/04/22 20:39 | 91-20-3 | |
| n-Propylbenzene | ND | ug/L | 0.50 | 0.34 | 1 | | 01/04/22 20:39 | 103-65-1 | |
| Styrene | ND | ug/L | 0.50 | 0.29 | 1 | | 01/04/22 20:39 | 100-42-5 | |
| 1,1,1,2-Tetrachloroethane | ND | ug/L | 0.50 | 0.31 | 1 | | 01/04/22 20:39 | 630-20-6 | |
| 1,1,2,2-Tetrachloroethane | ND | ug/L | 0.50 | 0.22 | 1 | | 01/04/22 20:39 | 79-34-5 | |
| Tetrachloroethene | ND | ug/L | 0.50 | 0.29 | 1 | | 01/04/22 20:39 | 127-18-4 | |
| Toluene | ND | ug/L | 0.50 | 0.48 | 1 | | 01/04/22 20:39 | 108-88-3 | |
| 1,2,3-Trichlorobenzene | ND | ug/L | 2.0 | 0.81 | 1 | | 01/04/22 20:39 | 87-61-6 | |
| 1,2,4-Trichlorobenzene | ND | ug/L | 2.0 | 0.64 | 1 | | 01/04/22 20:39 | 120-82-1 | |
| 1,1,1-Trichloroethane | ND | ug/L | 0.50 | 0.33 | 1 | | 01/04/22 20:39 | 71-55-6 | |
| 1,1,2-Trichloroethane | ND | ug/L | 0.50 | 0.32 | 1 | | 01/04/22 20:39 | 79-00-5 | |
| Trichloroethene | ND | ug/L | 0.50 | 0.38 | 1 | | 01/04/22 20:39 | 79-01-6 | |
| Trichlorofluoromethane | ND | ug/L | 1.0 | 0.30 | 1 | | 01/04/22 20:39 | 75-69-4 | |
| 1,2,3-Trichloropropane | ND | ug/L | 0.50 | 0.26 | 1 | | 01/04/22 20:39 | 96-18-4 | |
| 1,2,4-Trimethylbenzene | ND | ug/L | 0.50 | 0.50 | 1 | | 01/04/22 20:39 | 95-63-6 | |
| 1,3,5-Trimethylbenzene | ND | ug/L | 0.50 | 0.33 | 1 | | 01/04/22 20:39 | 108-67-8 | |
| Vinyl chloride | ND | ug/L | 1.0 | 0.39 | 1 | | 01/04/22 20:39 | 75-01-4 | |
| m&p-Xylene | ND | ug/L | 1.0 | 0.71 | 1 | | 01/04/22 20:39 | 179601-23-1 | |
| o-Xylene | ND | ug/L | 0.50 | 0.34 | 1 | | 01/04/22 20:39 | 95-47-6 | |
| ***Surrogates*** | | | | | | | | | |
| 1,2-Dichloroethane-d4 (S) | 93 | % | 70-130 | | 1 | | 01/04/22 20:39 | 17060-07-0 | |
| 4-Bromofluorobenzene (S) | 103 | % | 70-130 | | 1 | | 01/04/22 20:39 | 460-00-4 | |
| Toluene-d8 (S) | 110 | % | 70-130 | | 1 | | 01/04/22 20:39 | 2037-26-5 | |

## REPORT OF LABORATORY ANALYSIS

This report shall not be reproduced, except in full,
without the written consent of Pace Analytical Services, LLC.

**Pace Analytical Services, LLC**
9800 Kincey Ave. Suite 100
Huntersville, NC 28078
(704)875-9092

## ANALYTICAL RESULTS

Project: CPC HUNTERSVILLE
Pace Project No.: 92580644

**Sample: MW-50** **Lab ID: 92580644009** Collected: 01/03/22 16:15 Received: 01/03/22 17:30 Matrix: Water

| Parameters | Results | Units | Report Limit | MDL | DF | Prepared | Analyzed | CAS No. | Qual |
|---|---|---|---|---|---|---|---|---|---|
| **VPH NC Water** | Analytical Method: MADEP VPH<br>Pace Analytical Services - Charlotte | | | | | | | | |
| Total VPH (C5-C12) | **13000** | ug/L | 125 | 125 | 2.5 | | 01/06/22 13:06 | | N2 |
| Aliphatic (C05-C08) | **10500** | ug/L | 125 | 125 | 2.5 | | 01/06/22 13:06 | | N2 |
| Aliphatic(C09-C12) Adjusted | **2240** | ug/L | 125 | 125 | 2.5 | | 01/06/22 13:06 | | N2 |
| Aromatic (C09-C10) | **298** | ug/L | 125 | 125 | 2.5 | | 01/06/22 13:06 | | N2 |
| ***Surrogates*** | | | | | | | | | |
| 4-Bromofluorobenzene (FID) (S) | 101 | % | 70-130 | | 2.5 | | 01/06/22 13:06 | 460-00-4 | |
| 4-Bromofluorobenzene (PID) (S) | 83 | % | 70-130 | | 2.5 | | 01/06/22 13:06 | 460-00-4 | |
| **6200B MSV** | Analytical Method: SM 6200B<br>Pace Analytical Services - Charlotte | | | | | | | | |
| Benzene | **883** | ug/L | 5.0 | 3.4 | 10 | | 01/04/22 19:55 | 71-43-2 | |
| Bromobenzene | ND | ug/L | 5.0 | 2.9 | 10 | | 01/04/22 19:55 | 108-86-1 | |
| Bromochloromethane | ND | ug/L | 5.0 | 4.7 | 10 | | 01/04/22 19:55 | 74-97-5 | |
| Bromodichloromethane | ND | ug/L | 5.0 | 3.1 | 10 | | 01/04/22 19:55 | 75-27-4 | |
| Bromoform | ND | ug/L | 5.0 | 3.4 | 10 | | 01/04/22 19:55 | 75-25-2 | |
| Bromomethane | ND | ug/L | 50.0 | 16.6 | 10 | | 01/04/22 19:55 | 74-83-9 | |
| n-Butylbenzene | ND | ug/L | 5.0 | 4.9 | 10 | | 01/04/22 19:55 | 104-51-8 | |
| sec-Butylbenzene | ND | ug/L | 5.0 | 4.0 | 10 | | 01/04/22 19:55 | 135-98-8 | |
| tert-Butylbenzene | ND | ug/L | 5.0 | 3.2 | 10 | | 01/04/22 19:55 | 98-06-6 | |
| Carbon tetrachloride | ND | ug/L | 5.0 | 3.3 | 10 | | 01/04/22 19:55 | 56-23-5 | |
| Chlorobenzene | ND | ug/L | 5.0 | 2.8 | 10 | | 01/04/22 19:55 | 108-90-7 | |
| Chloroethane | ND | ug/L | 10.0 | 6.5 | 10 | | 01/04/22 19:55 | 75-00-3 | |
| Chloroform | ND | ug/L | 5.0 | 3.5 | 10 | | 01/04/22 19:55 | 67-66-3 | |
| Chloromethane | ND | ug/L | 10.0 | 5.4 | 10 | | 01/04/22 19:55 | 74-87-3 | |
| 2-Chlorotoluene | ND | ug/L | 5.0 | 3.2 | 10 | | 01/04/22 19:55 | 95-49-8 | |
| 4-Chlorotoluene | ND | ug/L | 5.0 | 3.2 | 10 | | 01/04/22 19:55 | 106-43-4 | |
| 1,2-Dibromo-3-chloropropane | ND | ug/L | 10.0 | 3.4 | 10 | | 01/04/22 19:55 | 96-12-8 | |
| Dibromochloromethane | ND | ug/L | 5.0 | 3.6 | 10 | | 01/04/22 19:55 | 124-48-1 | |
| 1,2-Dibromoethane (EDB) | ND | ug/L | 5.0 | 2.7 | 10 | | 01/04/22 19:55 | 106-93-4 | |
| Dibromomethane | ND | ug/L | 5.0 | 3.9 | 10 | | 01/04/22 19:55 | 74-95-3 | |
| 1,2-Dichlorobenzene | ND | ug/L | 5.0 | 3.4 | 10 | | 01/04/22 19:55 | 95-50-1 | |
| 1,3-Dichlorobenzene | ND | ug/L | 5.0 | 3.4 | 10 | | 01/04/22 19:55 | 541-73-1 | |
| 1,4-Dichlorobenzene | ND | ug/L | 5.0 | 3.3 | 10 | | 01/04/22 19:55 | 106-46-7 | |
| Dichlorodifluoromethane | ND | ug/L | 5.0 | 3.5 | 10 | | 01/04/22 19:55 | 75-71-8 | |
| 1,1-Dichloroethane | ND | ug/L | 5.0 | 3.7 | 10 | | 01/04/22 19:55 | 75-34-3 | |
| 1,2-Dichloroethane | ND | ug/L | 5.0 | 3.2 | 10 | | 01/04/22 19:55 | 107-06-2 | |
| 1,1-Dichloroethene | ND | ug/L | 5.0 | 3.5 | 10 | | 01/04/22 19:55 | 75-35-4 | |
| cis-1,2-Dichloroethene | ND | ug/L | 5.0 | 3.8 | 10 | | 01/04/22 19:55 | 156-59-2 | |
| trans-1,2-Dichloroethene | ND | ug/L | 5.0 | 4.0 | 10 | | 01/04/22 19:55 | 156-60-5 | |
| 1,2-Dichloropropane | ND | ug/L | 5.0 | 3.6 | 10 | | 01/04/22 19:55 | 78-87-5 | |
| 1,3-Dichloropropane | ND | ug/L | 5.0 | 2.8 | 10 | | 01/04/22 19:55 | 142-28-9 | |
| 2,2-Dichloropropane | ND | ug/L | 5.0 | 3.9 | 10 | | 01/04/22 19:55 | 594-20-7 | |
| 1,1-Dichloropropene | ND | ug/L | 5.0 | 4.3 | 10 | | 01/04/22 19:55 | 563-58-6 | |
| cis-1,3-Dichloropropene | ND | ug/L | 5.0 | 3.6 | 10 | | 01/04/22 19:55 | 10061-01-5 | |
| trans-1,3-Dichloropropene | ND | ug/L | 5.0 | 3.6 | 10 | | 01/04/22 19:55 | 10061-02-6 | |

## REPORT OF LABORATORY ANALYSIS

This report shall not be reproduced, except in full,
without the written consent of Pace Analytical Services, LLC.

**Pace Analytical Services, LLC**
9800 Kincey Ave. Suite 100
Huntersville, NC 28078
(704)875-9092

## ANALYTICAL RESULTS

Project: CPC HUNTERSVILLE
Pace Project No.: 92580644

**Sample: MW-50** **Lab ID: 92580644009** Collected: 01/03/22 16:15 Received: 01/03/22 17:30 Matrix: Water

| Parameters | Results | Units | Report Limit | MDL | DF | Prepared | Analyzed | CAS No. | Qual |
|---|---|---|---|---|---|---|---|---|---|
| **6200B MSV** | Analytical Method: SM 6200B<br>Pace Analytical Services - Charlotte | | | | | | | | |
| Diisopropyl ether | **33.5** | ug/L | 5.0 | 3.1 | 10 | | 01/04/22 19:55 | 108-20-3 | |
| Ethylbenzene | **48.9** | ug/L | 5.0 | 3.0 | 10 | | 01/04/22 19:55 | 100-41-4 | |
| Hexachloro-1,3-butadiene | ND | ug/L | 20.0 | 15.3 | 10 | | 01/04/22 19:55 | 87-68-3 | |
| Isopropylbenzene (Cumene) | **4.2J** | ug/L | 5.0 | 3.3 | 10 | | 01/04/22 19:55 | 98-82-8 | |
| Methylene Chloride | ND | ug/L | 20.0 | 19.5 | 10 | | 01/04/22 19:55 | 75-09-2 | |
| Methyl-tert-butyl ether | ND | ug/L | 5.0 | 4.2 | 10 | | 01/04/22 19:55 | 1634-04-4 | |
| Naphthalene | **32.7** | ug/L | 20.0 | 6.4 | 10 | | 01/04/22 19:55 | 91-20-3 | |
| n-Propylbenzene | **9.1** | ug/L | 5.0 | 3.4 | 10 | | 01/04/22 19:55 | 103-65-1 | |
| Styrene | ND | ug/L | 5.0 | 2.9 | 10 | | 01/04/22 19:55 | 100-42-5 | |
| 1,1,1,2-Tetrachloroethane | ND | ug/L | 5.0 | 3.1 | 10 | | 01/04/22 19:55 | 630-20-6 | |
| 1,1,2,2-Tetrachloroethane | ND | ug/L | 5.0 | 2.2 | 10 | | 01/04/22 19:55 | 79-34-5 | |
| Tetrachloroethene | ND | ug/L | 5.0 | 2.9 | 10 | | 01/04/22 19:55 | 127-18-4 | |
| Toluene | **1380** | ug/L | 5.0 | 4.8 | 10 | | 01/04/22 19:55 | 108-88-3 | |
| 1,2,3-Trichlorobenzene | ND | ug/L | 20.0 | 8.1 | 10 | | 01/04/22 19:55 | 87-61-6 | |
| 1,2,4-Trichlorobenzene | ND | ug/L | 20.0 | 6.4 | 10 | | 01/04/22 19:55 | 120-82-1 | |
| 1,1,1-Trichloroethane | ND | ug/L | 5.0 | 3.3 | 10 | | 01/04/22 19:55 | 71-55-6 | |
| 1,1,2-Trichloroethane | ND | ug/L | 5.0 | 3.2 | 10 | | 01/04/22 19:55 | 79-00-5 | |
| Trichloroethene | ND | ug/L | 5.0 | 3.8 | 10 | | 01/04/22 19:55 | 79-01-6 | |
| Trichlorofluoromethane | ND | ug/L | 10.0 | 3.0 | 10 | | 01/04/22 19:55 | 75-69-4 | |
| 1,2,3-Trichloropropane | ND | ug/L | 5.0 | 2.6 | 10 | | 01/04/22 19:55 | 96-18-4 | |
| 1,2,4-Trimethylbenzene | **131** | ug/L | 5.0 | 5.0 | 10 | | 01/04/22 19:55 | 95-63-6 | |
| 1,3,5-Trimethylbenzene | **34.6** | ug/L | 5.0 | 3.3 | 10 | | 01/04/22 19:55 | 108-67-8 | |
| Vinyl chloride | ND | ug/L | 10.0 | 3.9 | 10 | | 01/04/22 19:55 | 75-01-4 | |
| m&p-Xylene | **853** | ug/L | 10.0 | 7.1 | 10 | | 01/04/22 19:55 | 179601-23-1 | |
| o-Xylene | **560** | ug/L | 5.0 | 3.4 | 10 | | 01/04/22 19:55 | 95-47-6 | |
| ***Surrogates*** | | | | | | | | | |
| 1,2-Dichloroethane-d4 (S) | 98 | % | 70-130 | | 10 | | 01/04/22 19:55 | 17060-07-0 | |
| 4-Bromofluorobenzene (S) | 97 | % | 70-130 | | 10 | | 01/04/22 19:55 | 460-00-4 | |
| Toluene-d8 (S) | 99 | % | 70-130 | | 10 | | 01/04/22 19:55 | 2037-26-5 | |

## REPORT OF LABORATORY ANALYSIS

This report shall not be reproduced, except in full,
without the written consent of Pace Analytical Services, LLC.

**Pace Analytical Services, LLC**
9800 Kincey Ave. Suite 100
Huntersville, NC 28078
(704)875-9092

## ANALYTICAL RESULTS

Project: CPC HUNTERSVILLE
Pace Project No.: 92580644

**Sample: EB-2-20220103** **Lab ID: 92580644010** Collected: 01/03/22 17:00 Received: 01/03/22 17:30 Matrix: Water

| Parameters | Results | Units | Report Limit | MDL | DF | Prepared | Analyzed | CAS No. | Qual |
|---|---|---|---|---|---|---|---|---|---|
| **VPH NC Water** | Analytical Method: MADEP VPH<br>Pace Analytical Services - Charlotte | | | | | | | | |
| Total VPH (C5-C12) | ND | ug/L | 50.0 | 50.0 | 1 | | 01/06/22 03:55 | | N2 |
| Aliphatic (C05-C08) | ND | ug/L | 50.0 | 50.0 | 1 | | 01/06/22 03:55 | | N2 |
| Aliphatic(C09-C12) Adjusted | ND | ug/L | 50.0 | 50.0 | 1 | | 01/06/22 03:55 | | N2 |
| Aromatic (C09-C10) | ND | ug/L | 50.0 | 50.0 | 1 | | 01/06/22 03:55 | | N2 |
| ***Surrogates*** | | | | | | | | | |
| 4-Bromofluorobenzene (FID) (S) | 95 | % | 70-130 | | 1 | | 01/06/22 03:55 | 460-00-4 | |
| 4-Bromofluorobenzene (PID) (S) | 80 | % | 70-130 | | 1 | | 01/06/22 03:55 | 460-00-4 | |
| **6200B MSV** | Analytical Method: SM 6200B<br>Pace Analytical Services - Charlotte | | | | | | | | |
| Benzene | ND | ug/L | 0.50 | 0.34 | 1 | | 01/04/22 16:35 | 71-43-2 | |
| Bromobenzene | ND | ug/L | 0.50 | 0.29 | 1 | | 01/04/22 16:35 | 108-86-1 | |
| Bromochloromethane | ND | ug/L | 0.50 | 0.47 | 1 | | 01/04/22 16:35 | 74-97-5 | |
| Bromodichloromethane | ND | ug/L | 0.50 | 0.31 | 1 | | 01/04/22 16:35 | 75-27-4 | |
| Bromoform | ND | ug/L | 0.50 | 0.34 | 1 | | 01/04/22 16:35 | 75-25-2 | |
| Bromomethane | ND | ug/L | 5.0 | 1.7 | 1 | | 01/04/22 16:35 | 74-83-9 | |
| n-Butylbenzene | ND | ug/L | 0.50 | 0.49 | 1 | | 01/04/22 16:35 | 104-51-8 | |
| sec-Butylbenzene | ND | ug/L | 0.50 | 0.40 | 1 | | 01/04/22 16:35 | 135-98-8 | |
| tert-Butylbenzene | ND | ug/L | 0.50 | 0.32 | 1 | | 01/04/22 16:35 | 98-06-6 | |
| Carbon tetrachloride | ND | ug/L | 0.50 | 0.33 | 1 | | 01/04/22 16:35 | 56-23-5 | |
| Chlorobenzene | ND | ug/L | 0.50 | 0.28 | 1 | | 01/04/22 16:35 | 108-90-7 | |
| Chloroethane | ND | ug/L | 1.0 | 0.65 | 1 | | 01/04/22 16:35 | 75-00-3 | |
| Chloroform | ND | ug/L | 0.50 | 0.35 | 1 | | 01/04/22 16:35 | 67-66-3 | |
| Chloromethane | ND | ug/L | 1.0 | 0.54 | 1 | | 01/04/22 16:35 | 74-87-3 | |
| 2-Chlorotoluene | ND | ug/L | 0.50 | 0.32 | 1 | | 01/04/22 16:35 | 95-49-8 | |
| 4-Chlorotoluene | ND | ug/L | 0.50 | 0.32 | 1 | | 01/04/22 16:35 | 106-43-4 | |
| 1,2-Dibromo-3-chloropropane | ND | ug/L | 1.0 | 0.34 | 1 | | 01/04/22 16:35 | 96-12-8 | |
| Dibromochloromethane | ND | ug/L | 0.50 | 0.36 | 1 | | 01/04/22 16:35 | 124-48-1 | |
| 1,2-Dibromoethane (EDB) | ND | ug/L | 0.50 | 0.27 | 1 | | 01/04/22 16:35 | 106-93-4 | |
| Dibromomethane | ND | ug/L | 0.50 | 0.39 | 1 | | 01/04/22 16:35 | 74-95-3 | |
| 1,2-Dichlorobenzene | ND | ug/L | 0.50 | 0.34 | 1 | | 01/04/22 16:35 | 95-50-1 | |
| 1,3-Dichlorobenzene | ND | ug/L | 0.50 | 0.34 | 1 | | 01/04/22 16:35 | 541-73-1 | |
| 1,4-Dichlorobenzene | ND | ug/L | 0.50 | 0.33 | 1 | | 01/04/22 16:35 | 106-46-7 | |
| Dichlorodifluoromethane | ND | ug/L | 0.50 | 0.35 | 1 | | 01/04/22 16:35 | 75-71-8 | |
| 1,1-Dichloroethane | ND | ug/L | 0.50 | 0.37 | 1 | | 01/04/22 16:35 | 75-34-3 | |
| 1,2-Dichloroethane | ND | ug/L | 0.50 | 0.32 | 1 | | 01/04/22 16:35 | 107-06-2 | |
| 1,1-Dichloroethene | ND | ug/L | 0.50 | 0.35 | 1 | | 01/04/22 16:35 | 75-35-4 | |
| cis-1,2-Dichloroethene | ND | ug/L | 0.50 | 0.38 | 1 | | 01/04/22 16:35 | 156-59-2 | |
| trans-1,2-Dichloroethene | ND | ug/L | 0.50 | 0.40 | 1 | | 01/04/22 16:35 | 156-60-5 | |
| 1,2-Dichloropropane | ND | ug/L | 0.50 | 0.36 | 1 | | 01/04/22 16:35 | 78-87-5 | |
| 1,3-Dichloropropane | ND | ug/L | 0.50 | 0.28 | 1 | | 01/04/22 16:35 | 142-28-9 | |
| 2,2-Dichloropropane | ND | ug/L | 0.50 | 0.39 | 1 | | 01/04/22 16:35 | 594-20-7 | |
| 1,1-Dichloropropene | ND | ug/L | 0.50 | 0.43 | 1 | | 01/04/22 16:35 | 563-58-6 | |
| cis-1,3-Dichloropropene | ND | ug/L | 0.50 | 0.36 | 1 | | 01/04/22 16:35 | 10061-01-5 | |
| trans-1,3-Dichloropropene | ND | ug/L | 0.50 | 0.36 | 1 | | 01/04/22 16:35 | 10061-02-6 | |

## REPORT OF LABORATORY ANALYSIS

This report shall not be reproduced, except in full,
without the written consent of Pace Analytical Services, LLC.

**Pace Analytical Services, LLC**
9800 Kincey Ave. Suite 100
Huntersville, NC 28078
(704)875-9092

## ANALYTICAL RESULTS

Project: CPC HUNTERSVILLE
Pace Project No.: 92580644

**Sample: EB-2-20220103** **Lab ID: 92580644010** Collected: 01/03/22 17:00 Received: 01/03/22 17:30 Matrix: Water

| Parameters | Results | Units | Report Limit | MDL | DF | Prepared | Analyzed | CAS No. | Qual |
|---|---|---|---|---|---|---|---|---|---|
| **6200B MSV** | Analytical Method: SM 6200B<br>Pace Analytical Services - Charlotte | | | | | | | | |
| Diisopropyl ether | ND | ug/L | 0.50 | 0.31 | 1 | | 01/04/22 16:35 | 108-20-3 | |
| Ethylbenzene | ND | ug/L | 0.50 | 0.30 | 1 | | 01/04/22 16:35 | 100-41-4 | |
| Hexachloro-1,3-butadiene | ND | ug/L | 2.0 | 1.5 | 1 | | 01/04/22 16:35 | 87-68-3 | |
| Isopropylbenzene (Cumene) | ND | ug/L | 0.50 | 0.33 | 1 | | 01/04/22 16:35 | 98-82-8 | |
| Methylene Chloride | ND | ug/L | 2.0 | 2.0 | 1 | | 01/04/22 16:35 | 75-09-2 | |
| Methyl-tert-butyl ether | ND | ug/L | 0.50 | 0.42 | 1 | | 01/04/22 16:35 | 1634-04-4 | |
| Naphthalene | ND | ug/L | 2.0 | 0.64 | 1 | | 01/04/22 16:35 | 91-20-3 | |
| n-Propylbenzene | ND | ug/L | 0.50 | 0.34 | 1 | | 01/04/22 16:35 | 103-65-1 | |
| Styrene | ND | ug/L | 0.50 | 0.29 | 1 | | 01/04/22 16:35 | 100-42-5 | |
| 1,1,1,2-Tetrachloroethane | ND | ug/L | 0.50 | 0.31 | 1 | | 01/04/22 16:35 | 630-20-6 | |
| 1,1,2,2-Tetrachloroethane | ND | ug/L | 0.50 | 0.22 | 1 | | 01/04/22 16:35 | 79-34-5 | |
| Tetrachloroethene | ND | ug/L | 0.50 | 0.29 | 1 | | 01/04/22 16:35 | 127-18-4 | |
| Toluene | ND | ug/L | 0.50 | 0.48 | 1 | | 01/04/22 16:35 | 108-88-3 | |
| 1,2,3-Trichlorobenzene | ND | ug/L | 2.0 | 0.81 | 1 | | 01/04/22 16:35 | 87-61-6 | |
| 1,2,4-Trichlorobenzene | ND | ug/L | 2.0 | 0.64 | 1 | | 01/04/22 16:35 | 120-82-1 | |
| 1,1,1-Trichloroethane | ND | ug/L | 0.50 | 0.33 | 1 | | 01/04/22 16:35 | 71-55-6 | |
| 1,1,2-Trichloroethane | ND | ug/L | 0.50 | 0.32 | 1 | | 01/04/22 16:35 | 79-00-5 | |
| Trichloroethene | ND | ug/L | 0.50 | 0.38 | 1 | | 01/04/22 16:35 | 79-01-6 | |
| Trichlorofluoromethane | ND | ug/L | 1.0 | 0.30 | 1 | | 01/04/22 16:35 | 75-69-4 | |
| 1,2,3-Trichloropropane | ND | ug/L | 0.50 | 0.26 | 1 | | 01/04/22 16:35 | 96-18-4 | |
| 1,2,4-Trimethylbenzene | ND | ug/L | 0.50 | 0.50 | 1 | | 01/04/22 16:35 | 95-63-6 | |
| 1,3,5-Trimethylbenzene | ND | ug/L | 0.50 | 0.33 | 1 | | 01/04/22 16:35 | 108-67-8 | |
| Vinyl chloride | ND | ug/L | 1.0 | 0.39 | 1 | | 01/04/22 16:35 | 75-01-4 | |
| m&p-Xylene | ND | ug/L | 1.0 | 0.71 | 1 | | 01/04/22 16:35 | 179601-23-1 | |
| o-Xylene | ND | ug/L | 0.50 | 0.34 | 1 | | 01/04/22 16:35 | 95-47-6 | |
| ***Surrogates*** | | | | | | | | | |
| 1,2-Dichloroethane-d4 (S) | 92 | % | 70-130 | | 1 | | 01/04/22 16:35 | 17060-07-0 | |
| 4-Bromofluorobenzene (S) | 104 | % | 70-130 | | 1 | | 01/04/22 16:35 | 460-00-4 | |
| Toluene-d8 (S) | 110 | % | 70-130 | | 1 | | 01/04/22 16:35 | 2037-26-5 | |

## REPORT OF LABORATORY ANALYSIS

This report shall not be reproduced, except in full,
without the written consent of Pace Analytical Services, LLC.

**Pace Analytical Services, LLC**
9800 Kincey Ave. Suite 100
Huntersville, NC 28078
(704)875-9092

## ANALYTICAL RESULTS

Project: CPC HUNTERSVILLE
Pace Project No.: 92580644

**Sample: EB-1-20220103** **Lab ID: 92580644011** Collected: 01/03/22 16:45 Received: 01/03/22 17:30 Matrix: Water

| Parameters | Results | Units | Report Limit | MDL | DF | Prepared | Analyzed | CAS No. | Qual |
|---|---|---|---|---|---|---|---|---|---|
| **VPH NC Water** | Analytical Method: MADEP VPH<br>Pace Analytical Services - Charlotte | | | | | | | | |
| Total VPH (C5-C12) | ND | ug/L | 50.0 | 50.0 | 1 | | 01/06/22 04:23 | | N2 |
| Aliphatic (C05-C08) | ND | ug/L | 50.0 | 50.0 | 1 | | 01/06/22 04:23 | | N2 |
| Aliphatic(C09-C12) Adjusted | ND | ug/L | 50.0 | 50.0 | 1 | | 01/06/22 04:23 | | N2 |
| Aromatic (C09-C10) | ND | ug/L | 50.0 | 50.0 | 1 | | 01/06/22 04:23 | | N2 |
| ***Surrogates*** | | | | | | | | | |
| 4-Bromofluorobenzene (FID) (S) | 98 | % | 70-130 | | 1 | | 01/06/22 04:23 | 460-00-4 | |
| 4-Bromofluorobenzene (PID) (S) | 82 | % | 70-130 | | 1 | | 01/06/22 04:23 | 460-00-4 | |
| **6200B MSV** | Analytical Method: SM 6200B<br>Pace Analytical Services - Charlotte | | | | | | | | |
| Benzene | ND | ug/L | 0.50 | 0.34 | 1 | | 01/04/22 16:17 | 71-43-2 | |
| Bromobenzene | ND | ug/L | 0.50 | 0.29 | 1 | | 01/04/22 16:17 | 108-86-1 | |
| Bromochloromethane | ND | ug/L | 0.50 | 0.47 | 1 | | 01/04/22 16:17 | 74-97-5 | |
| Bromodichloromethane | ND | ug/L | 0.50 | 0.31 | 1 | | 01/04/22 16:17 | 75-27-4 | |
| Bromoform | ND | ug/L | 0.50 | 0.34 | 1 | | 01/04/22 16:17 | 75-25-2 | |
| Bromomethane | ND | ug/L | 5.0 | 1.7 | 1 | | 01/04/22 16:17 | 74-83-9 | |
| n-Butylbenzene | ND | ug/L | 0.50 | 0.49 | 1 | | 01/04/22 16:17 | 104-51-8 | |
| sec-Butylbenzene | ND | ug/L | 0.50 | 0.40 | 1 | | 01/04/22 16:17 | 135-98-8 | |
| tert-Butylbenzene | ND | ug/L | 0.50 | 0.32 | 1 | | 01/04/22 16:17 | 98-06-6 | |
| Carbon tetrachloride | ND | ug/L | 0.50 | 0.33 | 1 | | 01/04/22 16:17 | 56-23-5 | |
| Chlorobenzene | ND | ug/L | 0.50 | 0.28 | 1 | | 01/04/22 16:17 | 108-90-7 | |
| Chloroethane | ND | ug/L | 1.0 | 0.65 | 1 | | 01/04/22 16:17 | 75-00-3 | |
| Chloroform | ND | ug/L | 0.50 | 0.35 | 1 | | 01/04/22 16:17 | 67-66-3 | |
| Chloromethane | ND | ug/L | 1.0 | 0.54 | 1 | | 01/04/22 16:17 | 74-87-3 | |
| 2-Chlorotoluene | ND | ug/L | 0.50 | 0.32 | 1 | | 01/04/22 16:17 | 95-49-8 | |
| 4-Chlorotoluene | ND | ug/L | 0.50 | 0.32 | 1 | | 01/04/22 16:17 | 106-43-4 | |
| 1,2-Dibromo-3-chloropropane | ND | ug/L | 1.0 | 0.34 | 1 | | 01/04/22 16:17 | 96-12-8 | |
| Dibromochloromethane | ND | ug/L | 0.50 | 0.36 | 1 | | 01/04/22 16:17 | 124-48-1 | |
| 1,2-Dibromoethane (EDB) | ND | ug/L | 0.50 | 0.27 | 1 | | 01/04/22 16:17 | 106-93-4 | |
| Dibromomethane | ND | ug/L | 0.50 | 0.39 | 1 | | 01/04/22 16:17 | 74-95-3 | |
| 1,2-Dichlorobenzene | ND | ug/L | 0.50 | 0.34 | 1 | | 01/04/22 16:17 | 95-50-1 | |
| 1,3-Dichlorobenzene | ND | ug/L | 0.50 | 0.34 | 1 | | 01/04/22 16:17 | 541-73-1 | |
| 1,4-Dichlorobenzene | ND | ug/L | 0.50 | 0.33 | 1 | | 01/04/22 16:17 | 106-46-7 | |
| Dichlorodifluoromethane | ND | ug/L | 0.50 | 0.35 | 1 | | 01/04/22 16:17 | 75-71-8 | |
| 1,1-Dichloroethane | ND | ug/L | 0.50 | 0.37 | 1 | | 01/04/22 16:17 | 75-34-3 | |
| 1,2-Dichloroethane | ND | ug/L | 0.50 | 0.32 | 1 | | 01/04/22 16:17 | 107-06-2 | |
| 1,1-Dichloroethene | ND | ug/L | 0.50 | 0.35 | 1 | | 01/04/22 16:17 | 75-35-4 | |
| cis-1,2-Dichloroethene | ND | ug/L | 0.50 | 0.38 | 1 | | 01/04/22 16:17 | 156-59-2 | |
| trans-1,2-Dichloroethene | ND | ug/L | 0.50 | 0.40 | 1 | | 01/04/22 16:17 | 156-60-5 | |
| 1,2-Dichloropropane | ND | ug/L | 0.50 | 0.36 | 1 | | 01/04/22 16:17 | 78-87-5 | |
| 1,3-Dichloropropane | ND | ug/L | 0.50 | 0.28 | 1 | | 01/04/22 16:17 | 142-28-9 | |
| 2,2-Dichloropropane | ND | ug/L | 0.50 | 0.39 | 1 | | 01/04/22 16:17 | 594-20-7 | |
| 1,1-Dichloropropene | ND | ug/L | 0.50 | 0.43 | 1 | | 01/04/22 16:17 | 563-58-6 | |
| cis-1,3-Dichloropropene | ND | ug/L | 0.50 | 0.36 | 1 | | 01/04/22 16:17 | 10061-01-5 | |
| trans-1,3-Dichloropropene | ND | ug/L | 0.50 | 0.36 | 1 | | 01/04/22 16:17 | 10061-02-6 | |

## REPORT OF LABORATORY ANALYSIS

This report shall not be reproduced, except in full,
without the written consent of Pace Analytical Services, LLC.

**Pace Analytical Services, LLC**
9800 Kincey Ave. Suite 100
Huntersville, NC 28078
(704)875-9092

## ANALYTICAL RESULTS

Project: CPC HUNTERSVILLE
Pace Project No.: 92580644

**Sample: EB-1-20220103** **Lab ID: 92580644011** Collected: 01/03/22 16:45 Received: 01/03/22 17:30 Matrix: Water

| Parameters | Results | Units | Report Limit | MDL | DF | Prepared | Analyzed | CAS No. | Qual |
|---|---|---|---|---|---|---|---|---|---|
| **6200B MSV** | Analytical Method: SM 6200B<br>Pace Analytical Services - Charlotte | | | | | | | | |
| Diisopropyl ether | ND | ug/L | 0.50 | 0.31 | 1 | | 01/04/22 16:17 | 108-20-3 | |
| Ethylbenzene | ND | ug/L | 0.50 | 0.30 | 1 | | 01/04/22 16:17 | 100-41-4 | |
| Hexachloro-1,3-butadiene | ND | ug/L | 2.0 | 1.5 | 1 | | 01/04/22 16:17 | 87-68-3 | |
| Isopropylbenzene (Cumene) | ND | ug/L | 0.50 | 0.33 | 1 | | 01/04/22 16:17 | 98-82-8 | |
| Methylene Chloride | ND | ug/L | 2.0 | 2.0 | 1 | | 01/04/22 16:17 | 75-09-2 | |
| Methyl-tert-butyl ether | ND | ug/L | 0.50 | 0.42 | 1 | | 01/04/22 16:17 | 1634-04-4 | |
| Naphthalene | ND | ug/L | 2.0 | 0.64 | 1 | | 01/04/22 16:17 | 91-20-3 | |
| n-Propylbenzene | ND | ug/L | 0.50 | 0.34 | 1 | | 01/04/22 16:17 | 103-65-1 | |
| Styrene | ND | ug/L | 0.50 | 0.29 | 1 | | 01/04/22 16:17 | 100-42-5 | |
| 1,1,1,2-Tetrachloroethane | ND | ug/L | 0.50 | 0.31 | 1 | | 01/04/22 16:17 | 630-20-6 | |
| 1,1,2,2-Tetrachloroethane | ND | ug/L | 0.50 | 0.22 | 1 | | 01/04/22 16:17 | 79-34-5 | |
| Tetrachloroethene | ND | ug/L | 0.50 | 0.29 | 1 | | 01/04/22 16:17 | 127-18-4 | |
| Toluene | ND | ug/L | 0.50 | 0.48 | 1 | | 01/04/22 16:17 | 108-88-3 | |
| 1,2,3-Trichlorobenzene | ND | ug/L | 2.0 | 0.81 | 1 | | 01/04/22 16:17 | 87-61-6 | |
| 1,2,4-Trichlorobenzene | ND | ug/L | 2.0 | 0.64 | 1 | | 01/04/22 16:17 | 120-82-1 | |
| 1,1,1-Trichloroethane | ND | ug/L | 0.50 | 0.33 | 1 | | 01/04/22 16:17 | 71-55-6 | |
| 1,1,2-Trichloroethane | ND | ug/L | 0.50 | 0.32 | 1 | | 01/04/22 16:17 | 79-00-5 | |
| Trichloroethene | ND | ug/L | 0.50 | 0.38 | 1 | | 01/04/22 16:17 | 79-01-6 | |
| Trichlorofluoromethane | ND | ug/L | 1.0 | 0.30 | 1 | | 01/04/22 16:17 | 75-69-4 | |
| 1,2,3-Trichloropropane | ND | ug/L | 0.50 | 0.26 | 1 | | 01/04/22 16:17 | 96-18-4 | |
| 1,2,4-Trimethylbenzene | ND | ug/L | 0.50 | 0.50 | 1 | | 01/04/22 16:17 | 95-63-6 | |
| 1,3,5-Trimethylbenzene | ND | ug/L | 0.50 | 0.33 | 1 | | 01/04/22 16:17 | 108-67-8 | |
| Vinyl chloride | ND | ug/L | 1.0 | 0.39 | 1 | | 01/04/22 16:17 | 75-01-4 | |
| m&p-Xylene | ND | ug/L | 1.0 | 0.71 | 1 | | 01/04/22 16:17 | 179601-23-1 | |
| o-Xylene | ND | ug/L | 0.50 | 0.34 | 1 | | 01/04/22 16:17 | 95-47-6 | |
| ***Surrogates*** | | | | | | | | | |
| 1,2-Dichloroethane-d4 (S) | 90 | % | 70-130 | | 1 | | 01/04/22 16:17 | 17060-07-0 | |
| 4-Bromofluorobenzene (S) | 103 | % | 70-130 | | 1 | | 01/04/22 16:17 | 460-00-4 | |
| Toluene-d8 (S) | 110 | % | 70-130 | | 1 | | 01/04/22 16:17 | 2037-26-5 | |

## REPORT OF LABORATORY ANALYSIS

This report shall not be reproduced, except in full,
without the written consent of Pace Analytical Services, LLC.

**Pace Analytical Services, LLC**
9800 Kincey Ave. Suite 100
Huntersville, NC 28078
(704)875-9092

## ANALYTICAL RESULTS

Project: CPC HUNTERSVILLE
Pace Project No.: 92580644

**Sample: TRIP BLANK** **Lab ID: 92580644012** Collected: 01/03/22 00:00 Received: 01/03/22 17:30 Matrix: Water

| Parameters | Results | Units | Report Limit | MDL | DF | Prepared | Analyzed | CAS No. | Qual |
|---|---|---|---|---|---|---|---|---|---|
| **6200B MSV** | Analytical Method: SM 6200B<br>Pace Analytical Services - Charlotte | | | | | | | | |
| Benzene | ND | ug/L | 0.50 | 0.34 | 1 | | 01/04/22 17:10 | 71-43-2 | |
| Bromobenzene | ND | ug/L | 0.50 | 0.29 | 1 | | 01/04/22 17:10 | 108-86-1 | |
| Bromochloromethane | ND | ug/L | 0.50 | 0.47 | 1 | | 01/04/22 17:10 | 74-97-5 | |
| Bromodichloromethane | ND | ug/L | 0.50 | 0.31 | 1 | | 01/04/22 17:10 | 75-27-4 | |
| Bromoform | ND | ug/L | 0.50 | 0.34 | 1 | | 01/04/22 17:10 | 75-25-2 | |
| Bromomethane | ND | ug/L | 5.0 | 1.7 | 1 | | 01/04/22 17:10 | 74-83-9 | |
| n-Butylbenzene | ND | ug/L | 0.50 | 0.49 | 1 | | 01/04/22 17:10 | 104-51-8 | |
| sec-Butylbenzene | ND | ug/L | 0.50 | 0.40 | 1 | | 01/04/22 17:10 | 135-98-8 | |
| tert-Butylbenzene | ND | ug/L | 0.50 | 0.32 | 1 | | 01/04/22 17:10 | 98-06-6 | |
| Carbon tetrachloride | ND | ug/L | 0.50 | 0.33 | 1 | | 01/04/22 17:10 | 56-23-5 | |
| Chlorobenzene | ND | ug/L | 0.50 | 0.28 | 1 | | 01/04/22 17:10 | 108-90-7 | |
| Chloroethane | ND | ug/L | 1.0 | 0.65 | 1 | | 01/04/22 17:10 | 75-00-3 | |
| Chloroform | ND | ug/L | 0.50 | 0.35 | 1 | | 01/04/22 17:10 | 67-66-3 | |
| Chloromethane | ND | ug/L | 1.0 | 0.54 | 1 | | 01/04/22 17:10 | 74-87-3 | |
| 2-Chlorotoluene | ND | ug/L | 0.50 | 0.32 | 1 | | 01/04/22 17:10 | 95-49-8 | |
| 4-Chlorotoluene | ND | ug/L | 0.50 | 0.32 | 1 | | 01/04/22 17:10 | 106-43-4 | |
| 1,2-Dibromo-3-chloropropane | ND | ug/L | 1.0 | 0.34 | 1 | | 01/04/22 17:10 | 96-12-8 | |
| Dibromochloromethane | ND | ug/L | 0.50 | 0.36 | 1 | | 01/04/22 17:10 | 124-48-1 | |
| 1,2-Dibromoethane (EDB) | ND | ug/L | 0.50 | 0.27 | 1 | | 01/04/22 17:10 | 106-93-4 | |
| Dibromomethane | ND | ug/L | 0.50 | 0.39 | 1 | | 01/04/22 17:10 | 74-95-3 | |
| 1,2-Dichlorobenzene | ND | ug/L | 0.50 | 0.34 | 1 | | 01/04/22 17:10 | 95-50-1 | |
| 1,3-Dichlorobenzene | ND | ug/L | 0.50 | 0.34 | 1 | | 01/04/22 17:10 | 541-73-1 | |
| 1,4-Dichlorobenzene | ND | ug/L | 0.50 | 0.33 | 1 | | 01/04/22 17:10 | 106-46-7 | |
| Dichlorodifluoromethane | ND | ug/L | 0.50 | 0.35 | 1 | | 01/04/22 17:10 | 75-71-8 | |
| 1,1-Dichloroethane | ND | ug/L | 0.50 | 0.37 | 1 | | 01/04/22 17:10 | 75-34-3 | |
| 1,2-Dichloroethane | ND | ug/L | 0.50 | 0.32 | 1 | | 01/04/22 17:10 | 107-06-2 | |
| 1,1-Dichloroethene | ND | ug/L | 0.50 | 0.35 | 1 | | 01/04/22 17:10 | 75-35-4 | |
| cis-1,2-Dichloroethene | ND | ug/L | 0.50 | 0.38 | 1 | | 01/04/22 17:10 | 156-59-2 | |
| trans-1,2-Dichloroethene | ND | ug/L | 0.50 | 0.40 | 1 | | 01/04/22 17:10 | 156-60-5 | |
| 1,2-Dichloropropane | ND | ug/L | 0.50 | 0.36 | 1 | | 01/04/22 17:10 | 78-87-5 | |
| 1,3-Dichloropropane | ND | ug/L | 0.50 | 0.28 | 1 | | 01/04/22 17:10 | 142-28-9 | |
| 2,2-Dichloropropane | ND | ug/L | 0.50 | 0.39 | 1 | | 01/04/22 17:10 | 594-20-7 | |
| 1,1-Dichloropropene | ND | ug/L | 0.50 | 0.43 | 1 | | 01/04/22 17:10 | 563-58-6 | |
| cis-1,3-Dichloropropene | ND | ug/L | 0.50 | 0.36 | 1 | | 01/04/22 17:10 | 10061-01-5 | |
| trans-1,3-Dichloropropene | ND | ug/L | 0.50 | 0.36 | 1 | | 01/04/22 17:10 | 10061-02-6 | |
| Diisopropyl ether | ND | ug/L | 0.50 | 0.31 | 1 | | 01/04/22 17:10 | 108-20-3 | |
| Ethylbenzene | ND | ug/L | 0.50 | 0.30 | 1 | | 01/04/22 17:10 | 100-41-4 | |
| Hexachloro-1,3-butadiene | ND | ug/L | 2.0 | 1.5 | 1 | | 01/04/22 17:10 | 87-68-3 | |
| Isopropylbenzene (Cumene) | ND | ug/L | 0.50 | 0.33 | 1 | | 01/04/22 17:10 | 98-82-8 | |
| Methylene Chloride | ND | ug/L | 2.0 | 2.0 | 1 | | 01/04/22 17:10 | 75-09-2 | |
| Methyl-tert-butyl ether | ND | ug/L | 0.50 | 0.42 | 1 | | 01/04/22 17:10 | 1634-04-4 | |
| Naphthalene | ND | ug/L | 2.0 | 0.64 | 1 | | 01/04/22 17:10 | 91-20-3 | |
| n-Propylbenzene | ND | ug/L | 0.50 | 0.34 | 1 | | 01/04/22 17:10 | 103-65-1 | |
| Styrene | ND | ug/L | 0.50 | 0.29 | 1 | | 01/04/22 17:10 | 100-42-5 | |
| 1,1,1,2-Tetrachloroethane | ND | ug/L | 0.50 | 0.31 | 1 | | 01/04/22 17:10 | 630-20-6 | |

## REPORT OF LABORATORY ANALYSIS

This report shall not be reproduced, except in full,
without the written consent of Pace Analytical Services, LLC.

**Pace Analytical Services, LLC**
9800 Kincey Ave. Suite 100
Huntersville, NC 28078
(704)875-9092

## ANALYTICAL RESULTS

Project: CPC HUNTERSVILLE
Pace Project No.: 92580644

**Sample: TRIP BLANK** **Lab ID: 92580644012** Collected: 01/03/22 00:00 Received: 01/03/22 17:30 Matrix: Water

| Parameters | Results | Units | Report Limit | MDL | DF | Prepared | Analyzed | CAS No. | Qual |
|---|---|---|---|---|---|---|---|---|---|
| **6200B MSV** | Analytical Method: SM 6200B<br>Pace Analytical Services - Charlotte | | | | | | | | |
| 1,1,2,2-Tetrachloroethane | ND | ug/L | 0.50 | 0.22 | 1 | | 01/04/22 17:10 | 79-34-5 | |
| Tetrachloroethene | ND | ug/L | 0.50 | 0.29 | 1 | | 01/04/22 17:10 | 127-18-4 | |
| Toluene | ND | ug/L | 0.50 | 0.48 | 1 | | 01/04/22 17:10 | 108-88-3 | |
| 1,2,3-Trichlorobenzene | ND | ug/L | 2.0 | 0.81 | 1 | | 01/04/22 17:10 | 87-61-6 | |
| 1,2,4-Trichlorobenzene | ND | ug/L | 2.0 | 0.64 | 1 | | 01/04/22 17:10 | 120-82-1 | |
| 1,1,1-Trichloroethane | ND | ug/L | 0.50 | 0.33 | 1 | | 01/04/22 17:10 | 71-55-6 | |
| 1,1,2-Trichloroethane | ND | ug/L | 0.50 | 0.32 | 1 | | 01/04/22 17:10 | 79-00-5 | |
| Trichloroethene | ND | ug/L | 0.50 | 0.38 | 1 | | 01/04/22 17:10 | 79-01-6 | |
| Trichlorofluoromethane | ND | ug/L | 1.0 | 0.30 | 1 | | 01/04/22 17:10 | 75-69-4 | |
| 1,2,3-Trichloropropane | ND | ug/L | 0.50 | 0.26 | 1 | | 01/04/22 17:10 | 96-18-4 | |
| 1,2,4-Trimethylbenzene | ND | ug/L | 0.50 | 0.50 | 1 | | 01/04/22 17:10 | 95-63-6 | |
| 1,3,5-Trimethylbenzene | ND | ug/L | 0.50 | 0.33 | 1 | | 01/04/22 17:10 | 108-67-8 | |
| Vinyl chloride | ND | ug/L | 1.0 | 0.39 | 1 | | 01/04/22 17:10 | 75-01-4 | |
| m&p-Xylene | ND | ug/L | 1.0 | 0.71 | 1 | | 01/04/22 17:10 | 179601-23-1 | |
| o-Xylene | ND | ug/L | 0.50 | 0.34 | 1 | | 01/04/22 17:10 | 95-47-6 | |
| ***Surrogates*** | | | | | | | | | |
| 1,2-Dichloroethane-d4 (S) | 93 | % | 70-130 | | 1 | | 01/04/22 17:10 | 17060-07-0 | |
| 4-Bromofluorobenzene (S) | 103 | % | 70-130 | | 1 | | 01/04/22 17:10 | 460-00-4 | |
| Toluene-d8 (S) | 108 | % | 70-130 | | 1 | | 01/04/22 17:10 | 2037-26-5 | |

## REPORT OF LABORATORY ANALYSIS

This report shall not be reproduced, except in full,
without the written consent of Pace Analytical Services, LLC.

**Pace Analytical Services, LLC**
9800 Kincey Ave. Suite 100
Huntersville, NC 28078
(704)875-9092

## QUALITY CONTROL DATA

Project: CPC HUNTERSVILLE
Pace Project No.: 92580644

QC Batch: 669997
QC Batch Method: MADEP VPH
Analysis Method: MADEP VPH
Analysis Description: VPH NC Water
Laboratory: Pace Analytical Services - Charlotte
Associated Lab Samples: 92580644001, 92580644002, 92580644003, 92580644004, 92580644005, 92580644006, 92580644007, 92580644008, 92580644009, 92580644010, 92580644011

METHOD BLANK: 3508167 Matrix: Water
Associated Lab Samples: 92580644001, 92580644002, 92580644003, 92580644004, 92580644005, 92580644006, 92580644007, 92580644008, 92580644009, 92580644010, 92580644011

| Parameter | Units | Blank Result | Reporting Limit | MDL | Analyzed | Qualifiers |
|---|---|---|---|---|---|---|
| Aliphatic (C05-C08) | ug/L | ND | 50.0 | 50.0 | 01/05/22 18:59 | N2 |
| Aromatic (C09-C10) | ug/L | ND | 50.0 | 50.0 | 01/05/22 18:59 | N2 |
| 4-Bromofluorobenzene (FID) (S) | % | 98 | 70-130 | | 01/05/22 18:59 | |
| 4-Bromofluorobenzene (PID) (S) | % | 82 | 70-130 | | 01/05/22 18:59 | |

LABORATORY CONTROL SAMPLE & LCSD: 3508168 3508169

| Parameter | Units | Spike Conc. | LCS Result | LCSD Result | LCS % Rec | LCSD % Rec | % Rec Limits | RPD | Max RPD | Qualifiers |
|---|---|---|---|---|---|---|---|---|---|---|
| Aliphatic (C05-C08) | ug/L | 300 | 291 | 336 | 97 | 112 | 70-130 | 14 | 25 | N2 |
| Aromatic (C09-C10) | ug/L | 100 | 82.0 | 92.0 | 82 | 92 | 70-130 | 11 | 25 | N2 |
| 4-Bromofluorobenzene (FID) (S) | % | | | | 88 | 98 | 70-130 | | | |
| 4-Bromofluorobenzene (PID) (S) | % | | | | 72 | 78 | 70-130 | | | |

**Results presented on this page are in the units indicated by the "Units" column except where an alternate unit is presented to the right of the result.**

## REPORT OF LABORATORY ANALYSIS

This report shall not be reproduced, except in full,
without the written consent of Pace Analytical Services, LLC.

**Pace Analytical Services, LLC**
9800 Kincey Ave. Suite 100
Huntersville, NC 28078
(704)875-9092

## QUALITY CONTROL DATA

Project: CPC HUNTERSVILLE
Pace Project No.: 92580644

QC Batch: 669619
QC Batch Method: SM 6200B
Analysis Method: SM 6200B
Analysis Description: 6200B MSV
Laboratory: Pace Analytical Services - Charlotte
Associated Lab Samples: 92580644001, 92580644002, 92580644003, 92580644004

METHOD BLANK: 3506190 Matrix: Water
Associated Lab Samples: 92580644001, 92580644002, 92580644003, 92580644004

| Parameter | Units | Blank Result | Reporting Limit | MDL | Analyzed | Qualifiers |
|---|---|---|---|---|---|---|
| 1,1,1,2-Tetrachloroethane | ug/L | ND | 0.50 | 0.31 | 01/04/22 11:18 | |
| 1,1,1-Trichloroethane | ug/L | ND | 0.50 | 0.33 | 01/04/22 11:18 | |
| 1,1,2,2-Tetrachloroethane | ug/L | ND | 0.50 | 0.22 | 01/04/22 11:18 | |
| 1,1,2-Trichloroethane | ug/L | ND | 0.50 | 0.32 | 01/04/22 11:18 | |
| 1,1-Dichloroethane | ug/L | ND | 0.50 | 0.37 | 01/04/22 11:18 | |
| 1,1-Dichloroethene | ug/L | ND | 0.50 | 0.35 | 01/04/22 11:18 | |
| 1,1-Dichloropropene | ug/L | ND | 0.50 | 0.43 | 01/04/22 11:18 | |
| 1,2,3-Trichlorobenzene | ug/L | ND | 2.0 | 0.81 | 01/04/22 11:18 | |
| 1,2,3-Trichloropropane | ug/L | ND | 0.50 | 0.26 | 01/04/22 11:18 | |
| 1,2,4-Trichlorobenzene | ug/L | ND | 2.0 | 0.64 | 01/04/22 11:18 | |
| 1,2,4-Trimethylbenzene | ug/L | ND | 0.50 | 0.50 | 01/04/22 11:18 | |
| 1,2-Dibromo-3-chloropropane | ug/L | ND | 1.0 | 0.34 | 01/04/22 11:18 | |
| 1,2-Dibromoethane (EDB) | ug/L | ND | 0.50 | 0.27 | 01/04/22 11:18 | |
| 1,2-Dichlorobenzene | ug/L | ND | 0.50 | 0.34 | 01/04/22 11:18 | |
| 1,2-Dichloroethane | ug/L | ND | 0.50 | 0.32 | 01/04/22 11:18 | |
| 1,2-Dichloropropane | ug/L | ND | 0.50 | 0.36 | 01/04/22 11:18 | |
| 1,3,5-Trimethylbenzene | ug/L | ND | 0.50 | 0.33 | 01/04/22 11:18 | |
| 1,3-Dichlorobenzene | ug/L | ND | 0.50 | 0.34 | 01/04/22 11:18 | |
| 1,3-Dichloropropane | ug/L | ND | 0.50 | 0.28 | 01/04/22 11:18 | |
| 1,4-Dichlorobenzene | ug/L | ND | 0.50 | 0.33 | 01/04/22 11:18 | |
| 2,2-Dichloropropane | ug/L | ND | 0.50 | 0.39 | 01/04/22 11:18 | |
| 2-Chlorotoluene | ug/L | ND | 0.50 | 0.32 | 01/04/22 11:18 | |
| 4-Chlorotoluene | ug/L | ND | 0.50 | 0.32 | 01/04/22 11:18 | |
| Benzene | ug/L | ND | 0.50 | 0.34 | 01/04/22 11:18 | |
| Bromobenzene | ug/L | ND | 0.50 | 0.29 | 01/04/22 11:18 | |
| Bromochloromethane | ug/L | ND | 0.50 | 0.47 | 01/04/22 11:18 | |
| Bromodichloromethane | ug/L | ND | 0.50 | 0.31 | 01/04/22 11:18 | |
| Bromoform | ug/L | ND | 0.50 | 0.34 | 01/04/22 11:18 | |
| Bromomethane | ug/L | ND | 5.0 | 1.7 | 01/04/22 11:18 | |
| Carbon tetrachloride | ug/L | ND | 0.50 | 0.33 | 01/04/22 11:18 | |
| Chlorobenzene | ug/L | ND | 0.50 | 0.28 | 01/04/22 11:18 | |
| Chloroethane | ug/L | ND | 1.0 | 0.65 | 01/04/22 11:18 | |
| Chloroform | ug/L | ND | 0.50 | 0.35 | 01/04/22 11:18 | |
| Chloromethane | ug/L | ND | 1.0 | 0.54 | 01/04/22 11:18 | |
| cis-1,2-Dichloroethene | ug/L | ND | 0.50 | 0.38 | 01/04/22 11:18 | |
| cis-1,3-Dichloropropene | ug/L | ND | 0.50 | 0.36 | 01/04/22 11:18 | |
| Dibromochloromethane | ug/L | ND | 0.50 | 0.36 | 01/04/22 11:18 | |
| Dibromomethane | ug/L | ND | 0.50 | 0.39 | 01/04/22 11:18 | |
| Dichlorodifluoromethane | ug/L | ND | 0.50 | 0.35 | 01/04/22 11:18 | |
| Diisopropyl ether | ug/L | ND | 0.50 | 0.31 | 01/04/22 11:18 | |

**Results presented on this page are in the units indicated by the "Units" column except where an alternate unit is presented to the right of the result.**

## REPORT OF LABORATORY ANALYSIS

This report shall not be reproduced, except in full,
without the written consent of Pace Analytical Services, LLC.

Pace Analytical Services, LLC
9800 Kincey Ave. Suite 100
Huntersville, NC 28078
(704)875-9092

## QUALITY CONTROL DATA

Project: CPC HUNTERSVILLE
Pace Project No.: 92580644

METHOD BLANK: 3506190 Matrix: Water
Associated Lab Samples: 92580644001, 92580644002, 92580644003, 92580644004

| Parameter | Units | Blank Result | Reporting Limit | MDL | Analyzed | Qualifiers |
|---|---|---|---|---|---|---|
| Ethylbenzene | ug/L | ND | 0.50 | 0.30 | 01/04/22 11:18 | |
| Hexachloro-1,3-butadiene | ug/L | ND | 2.0 | 1.5 | 01/04/22 11:18 | |
| Isopropylbenzene (Cumene) | ug/L | ND | 0.50 | 0.33 | 01/04/22 11:18 | |
| m&p-Xylene | ug/L | ND | 1.0 | 0.71 | 01/04/22 11:18 | |
| Methyl-tert-butyl ether | ug/L | ND | 0.50 | 0.42 | 01/04/22 11:18 | |
| Methylene Chloride | ug/L | ND | 2.0 | 2.0 | 01/04/22 11:18 | |
| n-Butylbenzene | ug/L | ND | 0.50 | 0.49 | 01/04/22 11:18 | |
| n-Propylbenzene | ug/L | ND | 0.50 | 0.34 | 01/04/22 11:18 | |
| Naphthalene | ug/L | ND | 2.0 | 0.64 | 01/04/22 11:18 | |
| o-Xylene | ug/L | ND | 0.50 | 0.34 | 01/04/22 11:18 | |
| sec-Butylbenzene | ug/L | ND | 0.50 | 0.40 | 01/04/22 11:18 | |
| Styrene | ug/L | ND | 0.50 | 0.29 | 01/04/22 11:18 | |
| tert-Butylbenzene | ug/L | ND | 0.50 | 0.32 | 01/04/22 11:18 | |
| Tetrachloroethene | ug/L | ND | 0.50 | 0.29 | 01/04/22 11:18 | |
| Toluene | ug/L | ND | 0.50 | 0.48 | 01/04/22 11:18 | |
| trans-1,2-Dichloroethene | ug/L | ND | 0.50 | 0.40 | 01/04/22 11:18 | |
| trans-1,3-Dichloropropene | ug/L | ND | 0.50 | 0.36 | 01/04/22 11:18 | |
| Trichloroethene | ug/L | ND | 0.50 | 0.38 | 01/04/22 11:18 | |
| Trichlorofluoromethane | ug/L | ND | 1.0 | 0.30 | 01/04/22 11:18 | |
| Vinyl chloride | ug/L | ND | 1.0 | 0.39 | 01/04/22 11:18 | |
| 1,2-Dichloroethane-d4 (S) | % | 89 | 70-130 | | 01/04/22 11:18 | |
| 4-Bromofluorobenzene (S) | % | 97 | 70-130 | | 01/04/22 11:18 | |
| Toluene-d8 (S) | % | 101 | 70-130 | | 01/04/22 11:18 | |

LABORATORY CONTROL SAMPLE: 3506191

| Parameter | Units | Spike Conc. | LCS Result | LCS % Rec | % Rec Limits | Qualifiers |
|---|---|---|---|---|---|---|
| 1,1,1,2-Tetrachloroethane | ug/L | 50 | 48.9 | 98 | 60-140 | |
| 1,1,1-Trichloroethane | ug/L | 50 | 47.5 | 95 | 60-140 | |
| 1,1,2,2-Tetrachloroethane | ug/L | 50 | 49.7 | 99 | 60-140 | |
| 1,1,2-Trichloroethane | ug/L | 50 | 55.3 | 111 | 60-140 | |
| 1,1-Dichloroethane | ug/L | 50 | 52.7 | 105 | 60-140 | |
| 1,1-Dichloroethene | ug/L | 50 | 52.1 | 104 | 60-140 | |
| 1,1-Dichloropropene | ug/L | 50 | 50.0 | 100 | 60-140 | |
| 1,2,3-Trichlorobenzene | ug/L | 50 | 49.8 | 100 | 60-140 | |
| 1,2,3-Trichloropropane | ug/L | 50 | 42.9 | 86 | 60-140 | |
| 1,2,4-Trichlorobenzene | ug/L | 50 | 52.1 | 104 | 60-140 | |
| 1,2,4-Trimethylbenzene | ug/L | 50 | 52.0 | 104 | 60-140 | |
| 1,2-Dibromo-3-chloropropane | ug/L | 50 | 42.0 | 84 | 60-140 | |
| 1,2-Dibromoethane (EDB) | ug/L | 50 | 51.2 | 102 | 60-140 | |
| 1,2-Dichlorobenzene | ug/L | 50 | 51.7 | 103 | 60-140 | |
| 1,2-Dichloroethane | ug/L | 50 | 44.2 | 88 | 60-140 | |
| 1,2-Dichloropropane | ug/L | 50 | 52.2 | 104 | 60-140 | |
| 1,3,5-Trimethylbenzene | ug/L | 50 | 52.5 | 105 | 60-140 | |

**Results presented on this page are in the units indicated by the "Units" column except where an alternate unit is presented to the right of the result.**

## REPORT OF LABORATORY ANALYSIS

This report shall not be reproduced, except in full,
without the written consent of Pace Analytical Services, LLC.

**Pace Analytical Services, LLC**
9800 Kincey Ave. Suite 100
Huntersville, NC 28078
(704)875-9092

## QUALITY CONTROL DATA

Project: CPC HUNTERSVILLE
Pace Project No.: 92580644

LABORATORY CONTROL SAMPLE: 3506191

| Parameter | Units | Spike Conc. | LCS Result | LCS % Rec | % Rec Limits | Qualifiers |
|---|---|---|---|---|---|---|
| 1,3-Dichlorobenzene | ug/L | 50 | 51.6 | 103 | 60-140 | |
| 1,3-Dichloropropane | ug/L | 50 | 50.1 | 100 | 60-140 | |
| 1,4-Dichlorobenzene | ug/L | 50 | 50.9 | 102 | 60-140 | |
| 2,2-Dichloropropane | ug/L | 50 | 51.5 | 103 | 60-140 | |
| 2-Chlorotoluene | ug/L | 50 | 52.3 | 105 | 60-140 | |
| 4-Chlorotoluene | ug/L | 50 | 50.1 | 100 | 60-140 | |
| Benzene | ug/L | 50 | 53.8 | 108 | 60-140 | |
| Bromobenzene | ug/L | 50 | 49.8 | 100 | 60-140 | |
| Bromochloromethane | ug/L | 50 | 55.9 | 112 | 60-140 | |
| Bromodichloromethane | ug/L | 50 | 49.1 | 98 | 60-140 | |
| Bromoform | ug/L | 50 | 48.9 | 98 | 60-140 | |
| Bromomethane | ug/L | 50 | 53.6 | 107 | 60-140 | |
| Carbon tetrachloride | ug/L | 50 | 44.1 | 88 | 60-140 | |
| Chlorobenzene | ug/L | 50 | 54.1 | 108 | 60-140 | |
| Chloroethane | ug/L | 50 | 42.0 | 84 | 60-140 | |
| Chloroform | ug/L | 50 | 50.6 | 101 | 60-140 | |
| Chloromethane | ug/L | 50 | 49.2 | 98 | 60-140 | |
| cis-1,2-Dichloroethene | ug/L | 50 | 48.2 | 96 | 60-140 | |
| cis-1,3-Dichloropropene | ug/L | 50 | 50.2 | 100 | 60-140 | |
| Dibromochloromethane | ug/L | 50 | 51.7 | 103 | 60-140 | |
| Dibromomethane | ug/L | 50 | 54.2 | 108 | 60-140 | |
| Dichlorodifluoromethane | ug/L | 50 | 42.1 | 84 | 60-140 | |
| Diisopropyl ether | ug/L | 50 | 47.4 | 95 | 60-140 | |
| Ethylbenzene | ug/L | 50 | 53.8 | 108 | 60-140 | |
| Hexachloro-1,3-butadiene | ug/L | 50 | 46.3 | 93 | 60-140 | |
| Isopropylbenzene (Cumene) | ug/L | 50 | 55.7 | 111 | 60-140 | |
| m&p-Xylene | ug/L | 100 | 107 | 107 | 60-140 | |
| Methyl-tert-butyl ether | ug/L | 50 | 50.1 | 100 | 60-140 | |
| Methylene Chloride | ug/L | 50 | 50.3 | 101 | 60-140 | |
| n-Butylbenzene | ug/L | 50 | 51.6 | 103 | 60-140 | |
| n-Propylbenzene | ug/L | 50 | 51.6 | 103 | 60-140 | |
| Naphthalene | ug/L | 50 | 45.6 | 91 | 60-140 | |
| o-Xylene | ug/L | 50 | 54.1 | 108 | 60-140 | |
| sec-Butylbenzene | ug/L | 50 | 51.9 | 104 | 60-140 | |
| Styrene | ug/L | 50 | 53.3 | 107 | 60-140 | |
| tert-Butylbenzene | ug/L | 50 | 43.9 | 88 | 60-140 | |
| Tetrachloroethene | ug/L | 50 | 49.6 | 99 | 60-140 | |
| Toluene | ug/L | 50 | 53.9 | 108 | 60-140 | |
| trans-1,2-Dichloroethene | ug/L | 50 | 52.6 | 105 | 60-140 | |
| trans-1,3-Dichloropropene | ug/L | 50 | 50.8 | 102 | 60-140 | |
| Trichloroethene | ug/L | 50 | 53.2 | 106 | 60-140 | |
| Trichlorofluoromethane | ug/L | 50 | 42.4 | 85 | 60-140 | |
| Vinyl chloride | ug/L | 50 | 54.0 | 108 | 60-140 | |
| 1,2-Dichloroethane-d4 (S) | % | | | 86 | 70-130 | |
| 4-Bromofluorobenzene (S) | % | | | 99 | 70-130 | |
| Toluene-d8 (S) | % | | | 99 | 70-130 | |

**Results presented on this page are in the units indicated by the "Units" column except where an alternate unit is presented to the right of the result.**

## REPORT OF LABORATORY ANALYSIS

This report shall not be reproduced, except in full,
without the written consent of Pace Analytical Services, LLC.

Pace Analytical Services, LLC
9800 Kincey Ave. Suite 100
Huntersville, NC 28078
(704)875-9092

## QUALITY CONTROL DATA

Project: CPC HUNTERSVILLE
Pace Project No.: 92580644

MATRIX SPIKE & MATRIX SPIKE DUPLICATE: 3506192 3506193

| Parameter | Units | 92580328001 Result | MS Spike Conc. | MSD Spike Conc. | MS Result | MSD Result | MS % Rec | MSD % Rec | % Rec Limits | RPD | Max RPD | Qual |
|---|---|---|---|---|---|---|---|---|---|---|---|---|
| 1,1,1,2-Tetrachloroethane | ug/L | ND | 250 | 250 | 246 | 252 | 98 | 101 | 60-140 | 2 | 30 | |
| 1,1,1-Trichloroethane | ug/L | ND | 250 | 250 | 253 | 246 | 101 | 98 | 60-140 | 3 | 30 | |
| 1,1,2,2-Tetrachloroethane | ug/L | ND | 250 | 250 | 255 | 266 | 102 | 106 | 60-140 | 4 | 30 | |
| 1,1,2-Trichloroethane | ug/L | ND | 250 | 250 | 293 | 292 | 117 | 117 | 60-140 | 0 | 30 | |
| 1,1-Dichloroethane | ug/L | ND | 250 | 250 | 279 | 280 | 112 | 112 | 60-140 | 0 | 30 | |
| 1,1-Dichloroethene | ug/L | ND | 250 | 250 | 283 | 272 | 113 | 109 | 60-140 | 4 | 30 | |
| 1,1-Dichloropropene | ug/L | ND | 250 | 250 | 269 | 263 | 108 | 105 | 60-140 | 2 | 30 | |
| 1,2,3-Trichlorobenzene | ug/L | ND | 250 | 250 | 253 | 284 | 101 | 114 | 60-140 | 11 | 30 | |
| 1,2,3-Trichloropropane | ug/L | ND | 250 | 250 | 231 | 240 | 92 | 96 | 60-140 | 4 | 30 | |
| 1,2,4-Trichlorobenzene | ug/L | ND | 250 | 250 | 266 | 290 | 106 | 116 | 60-140 | 9 | 30 | |
| 1,2,4-Trimethylbenzene | ug/L | 755 | 250 | 250 | 982 | 1020 | 91 | 107 | 60-140 | 4 | 30 | |
| 1,2-Dibromo-3-chloropropane | ug/L | ND | 250 | 250 | 217 | 236 | 87 | 94 | 60-140 | 8 | 30 | |
| 1,2-Dibromoethane (EDB) | ug/L | ND | 250 | 250 | 269 | 276 | 108 | 110 | 60-140 | 2 | 30 | |
| 1,2-Dichlorobenzene | ug/L | ND | 250 | 250 | 266 | 282 | 106 | 113 | 60-140 | 6 | 30 | |
| 1,2-Dichloroethane | ug/L | ND | 250 | 250 | 236 | 241 | 94 | 96 | 60-140 | 2 | 30 | |
| 1,2-Dichloropropane | ug/L | ND | 250 | 250 | 277 | 285 | 111 | 114 | 60-140 | 3 | 30 | |
| 1,3,5-Trimethylbenzene | ug/L | 186 | 250 | 250 | 464 | 472 | 111 | 115 | 60-140 | 2 | 30 | |
| 1,3-Dichlorobenzene | ug/L | ND | 250 | 250 | 265 | 279 | 106 | 112 | 60-140 | 5 | 30 | |
| 1,3-Dichloropropane | ug/L | ND | 250 | 250 | 258 | 270 | 103 | 108 | 60-140 | 4 | 30 | |
| 1,4-Dichlorobenzene | ug/L | ND | 250 | 250 | 265 | 275 | 106 | 110 | 60-140 | 4 | 30 | |
| 2,2-Dichloropropane | ug/L | ND | 250 | 250 | 252 | 240 | 101 | 96 | 60-140 | 5 | 30 | |
| 2-Chlorotoluene | ug/L | ND | 250 | 250 | 301 | 296 | 120 | 118 | 60-140 | 2 | 30 | |
| 4-Chlorotoluene | ug/L | ND | 250 | 250 | 252 | 269 | 101 | 107 | 60-140 | 6 | 30 | |
| Benzene | ug/L | 211 | 250 | 250 | 493 | 503 | 113 | 117 | 60-140 | 2 | 30 | |
| Bromobenzene | ug/L | ND | 250 | 250 | 258 | 280 | 103 | 112 | 60-140 | 8 | 30 | |
| Bromochloromethane | ug/L | ND | 250 | 250 | 285 | 296 | 114 | 118 | 60-140 | 4 | 30 | |
| Bromodichloromethane | ug/L | ND | 250 | 250 | 246 | 256 | 98 | 103 | 60-140 | 4 | 30 | |
| Bromoform | ug/L | ND | 250 | 250 | 219 | 236 | 87 | 94 | 60-140 | 8 | 30 | |
| Bromomethane | ug/L | ND | 250 | 250 | 227 | 270 | 91 | 108 | 60-140 | 17 | 30 | |
| Carbon tetrachloride | ug/L | ND | 250 | 250 | 233 | 222 | 93 | 89 | 60-140 | 5 | 30 | |
| Chlorobenzene | ug/L | ND | 250 | 250 | 274 | 291 | 110 | 116 | 60-140 | 6 | 30 | |
| Chloroethane | ug/L | ND | 250 | 250 | 305 | 307 | 122 | 123 | 60-140 | 1 | 30 | |
| Chloroform | ug/L | ND | 250 | 250 | 264 | 276 | 105 | 110 | 60-140 | 5 | 30 | |
| Chloromethane | ug/L | ND | 250 | 250 | 251 | 253 | 100 | 101 | 60-140 | 1 | 30 | |
| cis-1,2-Dichloroethene | ug/L | ND | 250 | 250 | 259 | 262 | 103 | 105 | 60-140 | 1 | 30 | |
| cis-1,3-Dichloropropene | ug/L | ND | 250 | 250 | 246 | 263 | 98 | 105 | 60-140 | 7 | 30 | |
| Dibromochloromethane | ug/L | ND | 250 | 250 | 237 | 258 | 95 | 103 | 60-140 | 8 | 30 | |
| Dibromomethane | ug/L | ND | 250 | 250 | 270 | 298 | 108 | 119 | 60-140 | 10 | 30 | |
| Dichlorodifluoromethane | ug/L | ND | 250 | 250 | 246 | 182 | 98 | 73 | 60-140 | 30 | 30 | |
| Diisopropyl ether | ug/L | 23.0 | 250 | 250 | 272 | 276 | 100 | 101 | 60-140 | 1 | 30 | |
| Ethylbenzene | ug/L | 838 | 250 | 250 | 1080 | 1110 | 97 | 110 | 60-140 | 3 | 30 | |
| Hexachloro-1,3-butadiene | ug/L | ND | 250 | 250 | 231 | 244 | 92 | 97 | 60-140 | 5 | 30 | |
| Isopropylbenzene (Cumene) | ug/L | 26.8 | 250 | 250 | 319 | 331 | 117 | 122 | 60-140 | 4 | 30 | |
| m&p-Xylene | ug/L | 2950 | 500 | 500 | 3380 | 3500 | 87 | 110 | 60-140 | 3 | 30 | |

**Results presented on this page are in the units indicated by the "Units" column except where an alternate unit is presented to the right of the result.**

## REPORT OF LABORATORY ANALYSIS

This report shall not be reproduced, except in full,
without the written consent of Pace Analytical Services, LLC.

**Pace Analytical Services, LLC**
9800 Kincey Ave. Suite 100
Huntersville, NC 28078
(704)875-9092

## QUALITY CONTROL DATA

Project: CPC HUNTERSVILLE
Pace Project No.: 92580644

MATRIX SPIKE & MATRIX SPIKE DUPLICATE: 3506192 3506193

| Parameter | Units | 92580328001 Result | MS Spike Conc. | MSD Spike Conc. | MS Result | MSD Result | MS % Rec | MSD % Rec | % Rec Limits | RPD | Max RPD | Qual |
|---|---|---|---|---|---|---|---|---|---|---|---|---|
| Methyl-tert-butyl ether | ug/L | 250 | 250 | 250 | 503 | 520 | 101 | 108 | 60-140 | 3 | 30 | |
| Methylene Chloride | ug/L | ND | 250 | 250 | 250 | 254 | 100 | 101 | 60-140 | 1 | 30 | |
| n-Butylbenzene | ug/L | ND | 250 | 250 | 285 | 288 | 114 | 115 | 60-140 | 1 | 30 | |
| n-Propylbenzene | ug/L | 81.0 | 250 | 250 | 349 | 359 | 107 | 111 | 60-140 | 3 | 30 | |
| Naphthalene | ug/L | 288 | 250 | 250 | 538 | 596 | 100 | 123 | 60-140 | 10 | 30 | |
| o-Xylene | ug/L | 1520 | 250 | 250 | 1730 | 1800 | 84 | 109 | 60-140 | 4 | 30 | |
| sec-Butylbenzene | ug/L | ND | 250 | 250 | 280 | 287 | 112 | 115 | 60-140 | 3 | 30 | |
| Styrene | ug/L | ND | 250 | 250 | 278 | 290 | 111 | 116 | 60-140 | 4 | 30 | |
| tert-Butylbenzene | ug/L | ND | 250 | 250 | 230 | 238 | 92 | 95 | 60-140 | 3 | 30 | |
| Tetrachloroethene | ug/L | ND | 250 | 250 | 250 | 253 | 100 | 101 | 60-140 | 1 | 30 | |
| Toluene | ug/L | 1730 | 250 | 250 | 1990 | 2070 | 107 | 136 | 60-140 | 4 | 30 | |
| trans-1,2-Dichloroethene | ug/L | ND | 250 | 250 | 288 | 280 | 115 | 112 | 60-140 | 3 | 30 | |
| trans-1,3-Dichloropropene | ug/L | ND | 250 | 250 | 253 | 268 | 101 | 107 | 60-140 | 6 | 30 | |
| Trichloroethene | ug/L | ND | 250 | 250 | 280 | 285 | 112 | 114 | 60-140 | 2 | 30 | |
| Trichlorofluoromethane | ug/L | ND | 250 | 250 | 245 | 207 | 98 | 83 | 60-140 | 17 | 30 | |
| Vinyl chloride | ug/L | ND | 250 | 250 | 297 | 286 | 119 | 114 | 60-140 | 4 | 30 | |
| 1,2-Dichloroethane-d4 (S) | % | | | | | | 91 | 87 | 70-130 | | | |
| 4-Bromofluorobenzene (S) | % | | | | | | 98 | 96 | 70-130 | | | |
| Toluene-d8 (S) | % | | | | | | 101 | 102 | 70-130 | | | |

**Results presented on this page are in the units indicated by the "Units" column except where an alternate unit is presented to the right of the result.**

## REPORT OF LABORATORY ANALYSIS

This report shall not be reproduced, except in full,
without the written consent of Pace Analytical Services, LLC.

**Pace Analytical Services, LLC**
9800 Kincey Ave. Suite 100
Huntersville, NC 28078
(704)875-9092

## QUALITY CONTROL DATA

Project: CPC HUNTERSVILLE
Pace Project No.: 92580644

QC Batch: 669657
QC Batch Method: SM 6200B
Analysis Method: SM 6200B
Analysis Description: 6200B MSV
Laboratory: Pace Analytical Services - Charlotte
Associated Lab Samples: 92580644005, 92580644007, 92580644008, 92580644010, 92580644011, 92580644012

METHOD BLANK: 3506352 Matrix: Water
Associated Lab Samples: 92580644005, 92580644007, 92580644008, 92580644010, 92580644011, 92580644012

| Parameter | Units | Blank Result | Reporting Limit | MDL | Analyzed | Qualifiers |
|---|---|---|---|---|---|---|
| 1,1,1,2-Tetrachloroethane | ug/L | ND | 0.50 | 0.31 | 01/04/22 15:43 | |
| 1,1,1-Trichloroethane | ug/L | ND | 0.50 | 0.33 | 01/04/22 15:43 | |
| 1,1,2,2-Tetrachloroethane | ug/L | ND | 0.50 | 0.22 | 01/04/22 15:43 | |
| 1,1,2-Trichloroethane | ug/L | ND | 0.50 | 0.32 | 01/04/22 15:43 | |
| 1,1-Dichloroethane | ug/L | ND | 0.50 | 0.37 | 01/04/22 15:43 | |
| 1,1-Dichloroethene | ug/L | ND | 0.50 | 0.35 | 01/04/22 15:43 | |
| 1,1-Dichloropropene | ug/L | ND | 0.50 | 0.43 | 01/04/22 15:43 | |
| 1,2,3-Trichlorobenzene | ug/L | ND | 2.0 | 0.81 | 01/04/22 15:43 | |
| 1,2,3-Trichloropropane | ug/L | ND | 0.50 | 0.26 | 01/04/22 15:43 | |
| 1,2,4-Trichlorobenzene | ug/L | ND | 2.0 | 0.64 | 01/04/22 15:43 | |
| 1,2,4-Trimethylbenzene | ug/L | ND | 0.50 | 0.50 | 01/04/22 15:43 | |
| 1,2-Dibromo-3-chloropropane | ug/L | ND | 1.0 | 0.34 | 01/04/22 15:43 | |
| 1,2-Dibromoethane (EDB) | ug/L | ND | 0.50 | 0.27 | 01/04/22 15:43 | |
| 1,2-Dichlorobenzene | ug/L | ND | 0.50 | 0.34 | 01/04/22 15:43 | |
| 1,2-Dichloroethane | ug/L | ND | 0.50 | 0.32 | 01/04/22 15:43 | |
| 1,2-Dichloropropane | ug/L | ND | 0.50 | 0.36 | 01/04/22 15:43 | |
| 1,3,5-Trimethylbenzene | ug/L | ND | 0.50 | 0.33 | 01/04/22 15:43 | |
| 1,3-Dichlorobenzene | ug/L | ND | 0.50 | 0.34 | 01/04/22 15:43 | |
| 1,3-Dichloropropane | ug/L | ND | 0.50 | 0.28 | 01/04/22 15:43 | |
| 1,4-Dichlorobenzene | ug/L | ND | 0.50 | 0.33 | 01/04/22 15:43 | |
| 2,2-Dichloropropane | ug/L | ND | 0.50 | 0.39 | 01/04/22 15:43 | |
| 2-Chlorotoluene | ug/L | ND | 0.50 | 0.32 | 01/04/22 15:43 | |
| 4-Chlorotoluene | ug/L | ND | 0.50 | 0.32 | 01/04/22 15:43 | |
| Benzene | ug/L | ND | 0.50 | 0.34 | 01/04/22 15:43 | |
| Bromobenzene | ug/L | ND | 0.50 | 0.29 | 01/04/22 15:43 | |
| Bromochloromethane | ug/L | ND | 0.50 | 0.47 | 01/04/22 15:43 | |
| Bromodichloromethane | ug/L | ND | 0.50 | 0.31 | 01/04/22 15:43 | |
| Bromoform | ug/L | ND | 0.50 | 0.34 | 01/04/22 15:43 | |
| Bromomethane | ug/L | ND | 5.0 | 1.7 | 01/04/22 15:43 | |
| Carbon tetrachloride | ug/L | ND | 0.50 | 0.33 | 01/04/22 15:43 | |
| Chlorobenzene | ug/L | ND | 0.50 | 0.28 | 01/04/22 15:43 | |
| Chloroethane | ug/L | ND | 1.0 | 0.65 | 01/04/22 15:43 | |
| Chloroform | ug/L | ND | 0.50 | 0.35 | 01/04/22 15:43 | |
| Chloromethane | ug/L | ND | 1.0 | 0.54 | 01/04/22 15:43 | |
| cis-1,2-Dichloroethene | ug/L | ND | 0.50 | 0.38 | 01/04/22 15:43 | |
| cis-1,3-Dichloropropene | ug/L | ND | 0.50 | 0.36 | 01/04/22 15:43 | |
| Dibromochloromethane | ug/L | ND | 0.50 | 0.36 | 01/04/22 15:43 | |
| Dibromomethane | ug/L | ND | 0.50 | 0.39 | 01/04/22 15:43 | |
| Dichlorodifluoromethane | ug/L | ND | 0.50 | 0.35 | 01/04/22 15:43 | |
| Diisopropyl ether | ug/L | ND | 0.50 | 0.31 | 01/04/22 15:43 | |

**Results presented on this page are in the units indicated by the "Units" column except where an alternate unit is presented to the right of the result.**

## REPORT OF LABORATORY ANALYSIS

This report shall not be reproduced, except in full,
without the written consent of Pace Analytical Services, LLC.

**Pace Analytical Services, LLC**
9800 Kincey Ave. Suite 100
Huntersville, NC 28078
(704)875-9092

## QUALITY CONTROL DATA

Project: CPC HUNTERSVILLE
Pace Project No.: 92580644

METHOD BLANK: 3506352 Matrix: Water
Associated Lab Samples: 92580644005, 92580644007, 92580644008, 92580644010, 92580644011, 92580644012

| Parameter | Units | Blank Result | Reporting Limit | MDL | Analyzed | Qualifiers |
|---|---|---|---|---|---|---|
| Ethylbenzene | ug/L | ND | 0.50 | 0.30 | 01/04/22 15:43 | |
| Hexachloro-1,3-butadiene | ug/L | ND | 2.0 | 1.5 | 01/04/22 15:43 | |
| Isopropylbenzene (Cumene) | ug/L | ND | 0.50 | 0.33 | 01/04/22 15:43 | |
| m&p-Xylene | ug/L | ND | 1.0 | 0.71 | 01/04/22 15:43 | |
| Methyl-tert-butyl ether | ug/L | ND | 0.50 | 0.42 | 01/04/22 15:43 | |
| Methylene Chloride | ug/L | ND | 2.0 | 2.0 | 01/04/22 15:43 | |
| n-Butylbenzene | ug/L | ND | 0.50 | 0.49 | 01/04/22 15:43 | |
| n-Propylbenzene | ug/L | ND | 0.50 | 0.34 | 01/04/22 15:43 | |
| Naphthalene | ug/L | ND | 2.0 | 0.64 | 01/04/22 15:43 | |
| o-Xylene | ug/L | ND | 0.50 | 0.34 | 01/04/22 15:43 | |
| sec-Butylbenzene | ug/L | ND | 0.50 | 0.40 | 01/04/22 15:43 | |
| Styrene | ug/L | ND | 0.50 | 0.29 | 01/04/22 15:43 | |
| tert-Butylbenzene | ug/L | ND | 0.50 | 0.32 | 01/04/22 15:43 | |
| Tetrachloroethene | ug/L | ND | 0.50 | 0.29 | 01/04/22 15:43 | |
| Toluene | ug/L | ND | 0.50 | 0.48 | 01/04/22 15:43 | |
| trans-1,2-Dichloroethene | ug/L | ND | 0.50 | 0.40 | 01/04/22 15:43 | |
| trans-1,3-Dichloropropene | ug/L | ND | 0.50 | 0.36 | 01/04/22 15:43 | |
| Trichloroethene | ug/L | ND | 0.50 | 0.38 | 01/04/22 15:43 | |
| Trichlorofluoromethane | ug/L | ND | 1.0 | 0.30 | 01/04/22 15:43 | |
| Vinyl chloride | ug/L | ND | 1.0 | 0.39 | 01/04/22 15:43 | |
| 1,2-Dichloroethane-d4 (S) | % | 94 | 70-130 | | 01/04/22 15:43 | |
| 4-Bromofluorobenzene (S) | % | 106 | 70-130 | | 01/04/22 15:43 | |
| Toluene-d8 (S) | % | 108 | 70-130 | | 01/04/22 15:43 | |

LABORATORY CONTROL SAMPLE: 3506353

| Parameter | Units | Spike Conc. | LCS Result | LCS % Rec | % Rec Limits | Qualifiers |
|---|---|---|---|---|---|---|
| 1,1,1,2-Tetrachloroethane | ug/L | 50 | 48.9 | 98 | 60-140 | |
| 1,1,1-Trichloroethane | ug/L | 50 | 58.6 | 117 | 60-140 | |
| 1,1,2,2-Tetrachloroethane | ug/L | 50 | 47.2 | 94 | 60-140 | |
| 1,1,2-Trichloroethane | ug/L | 50 | 58.0 | 116 | 60-140 | |
| 1,1-Dichloroethane | ug/L | 50 | 60.4 | 121 | 60-140 | |
| 1,1-Dichloroethene | ug/L | 50 | 58.4 | 117 | 60-140 | |
| 1,1-Dichloropropene | ug/L | 50 | 64.1 | 128 | 60-140 | |
| 1,2,3-Trichlorobenzene | ug/L | 50 | 45.1 | 90 | 60-140 | |
| 1,2,3-Trichloropropane | ug/L | 50 | 45.4 | 91 | 60-140 | |
| 1,2,4-Trichlorobenzene | ug/L | 50 | 46.1 | 92 | 60-140 | |
| 1,2,4-Trimethylbenzene | ug/L | 50 | 43.0 | 86 | 60-140 | |
| 1,2-Dibromo-3-chloropropane | ug/L | 50 | 46.9 | 94 | 60-140 | |
| 1,2-Dibromoethane (EDB) | ug/L | 50 | 49.0 | 98 | 60-140 | |
| 1,2-Dichlorobenzene | ug/L | 50 | 44.2 | 88 | 60-140 | |
| 1,2-Dichloroethane | ug/L | 50 | 55.3 | 111 | 60-140 | |
| 1,2-Dichloropropane | ug/L | 50 | 60.3 | 121 | 60-140 | |
| 1,3,5-Trimethylbenzene | ug/L | 50 | 43.6 | 87 | 60-140 | |

**Results presented on this page are in the units indicated by the "Units" column except where an alternate unit is presented to the right of the result.**

## REPORT OF LABORATORY ANALYSIS

This report shall not be reproduced, except in full,
without the written consent of Pace Analytical Services, LLC.

**Pace Analytical Services, LLC**
9800 Kincey Ave. Suite 100
Huntersville, NC 28078
(704)875-9092

## QUALITY CONTROL DATA

Project: CPC HUNTERSVILLE
Pace Project No.: 92580644

LABORATORY CONTROL SAMPLE: 3506353

| Parameter | Units | Spike Conc. | LCS Result | LCS % Rec | % Rec Limits | Qualifiers |
|---|---|---|---|---|---|---|
| 1,3-Dichlorobenzene | ug/L | 50 | 44.0 | 88 | 60-140 | |
| 1,3-Dichloropropane | ug/L | 50 | 48.7 | 97 | 60-140 | |
| 1,4-Dichlorobenzene | ug/L | 50 | 44.7 | 89 | 60-140 | |
| 2,2-Dichloropropane | ug/L | 50 | 58.9 | 118 | 60-140 | |
| 2-Chlorotoluene | ug/L | 50 | 44.1 | 88 | 60-140 | |
| 4-Chlorotoluene | ug/L | 50 | 42.4 | 85 | 60-140 | |
| Benzene | ug/L | 50 | 56.4 | 113 | 60-140 | |
| Bromobenzene | ug/L | 50 | 45.2 | 90 | 60-140 | |
| Bromochloromethane | ug/L | 50 | 64.1 | 128 | 60-140 | |
| Bromodichloromethane | ug/L | 50 | 55.3 | 111 | 60-140 | |
| Bromoform | ug/L | 50 | 52.3 | 105 | 60-140 | |
| Bromomethane | ug/L | 50 | 51.6 | 103 | 60-140 | |
| Carbon tetrachloride | ug/L | 50 | 53.5 | 107 | 60-140 | |
| Chlorobenzene | ug/L | 50 | 47.3 | 95 | 60-140 | |
| Chloroethane | ug/L | 50 | 55.9 | 112 | 60-140 | |
| Chloroform | ug/L | 50 | 55.2 | 110 | 60-140 | |
| Chloromethane | ug/L | 50 | 61.5 | 123 | 60-140 | |
| cis-1,2-Dichloroethene | ug/L | 50 | 59.0 | 118 | 60-140 | |
| cis-1,3-Dichloropropene | ug/L | 50 | 57.6 | 115 | 60-140 | |
| Dibromochloromethane | ug/L | 50 | 51.2 | 102 | 60-140 | |
| Dibromomethane | ug/L | 50 | 54.9 | 110 | 60-140 | |
| Dichlorodifluoromethane | ug/L | 50 | 49.7 | 99 | 60-140 | |
| Diisopropyl ether | ug/L | 50 | 61.0 | 122 | 60-140 | |
| Ethylbenzene | ug/L | 50 | 45.9 | 92 | 60-140 | |
| Hexachloro-1,3-butadiene | ug/L | 50 | 47.5 | 95 | 60-140 | |
| Isopropylbenzene (Cumene) | ug/L | 50 | 47.8 | 96 | 60-140 | |
| m&p-Xylene | ug/L | 100 | 92.1 | 92 | 60-140 | |
| Methyl-tert-butyl ether | ug/L | 50 | 62.8 | 126 | 60-140 | |
| Methylene Chloride | ug/L | 50 | 58.0 | 116 | 60-140 | |
| n-Butylbenzene | ug/L | 50 | 46.4 | 93 | 60-140 | |
| n-Propylbenzene | ug/L | 50 | 43.3 | 87 | 60-140 | |
| Naphthalene | ug/L | 50 | 43.9 | 88 | 60-140 | |
| o-Xylene | ug/L | 50 | 46.6 | 93 | 60-140 | |
| sec-Butylbenzene | ug/L | 50 | 42.3 | 85 | 60-140 | |
| Styrene | ug/L | 50 | 47.5 | 95 | 60-140 | |
| tert-Butylbenzene | ug/L | 50 | 37.0 | 74 | 60-140 | |
| Tetrachloroethene | ug/L | 50 | 46.8 | 94 | 60-140 | |
| Toluene | ug/L | 50 | 52.9 | 106 | 60-140 | |
| trans-1,2-Dichloroethene | ug/L | 50 | 61.5 | 123 | 60-140 | |
| trans-1,3-Dichloropropene | ug/L | 50 | 55.2 | 110 | 60-140 | |
| Trichloroethene | ug/L | 50 | 58.5 | 117 | 60-140 | |
| Trichlorofluoromethane | ug/L | 50 | 53.9 | 108 | 60-140 | |
| Vinyl chloride | ug/L | 50 | 59.3 | 119 | 60-140 | |
| 1,2-Dichloroethane-d4 (S) | % | | | 96 | 70-130 | |
| 4-Bromofluorobenzene (S) | % | | | 101 | 70-130 | |
| Toluene-d8 (S) | % | | | 103 | 70-130 | |

**Results presented on this page are in the units indicated by the "Units" column except where an alternate unit is presented to the right of the result.**

## REPORT OF LABORATORY ANALYSIS

This report shall not be reproduced, except in full,
without the written consent of Pace Analytical Services, LLC.

Pace Analytical Services, LLC
9800 Kincey Ave. Suite 100
Huntersville, NC 28078
(704)875-9092

## QUALITY CONTROL DATA

Project: CPC HUNTERSVILLE
Pace Project No.: 92580644

MATRIX SPIKE & MATRIX SPIKE DUPLICATE: 3506354 3506355

| Parameter | Units | 92580647004 Result | MS Spike Conc. | MSD Spike Conc. | MS Result | MSD Result | MS % Rec | MSD % Rec | % Rec Limits | RPD | Max RPD | Qual |
|---|---|---|---|---|---|---|---|---|---|---|---|---|
| 1,1,1,2-Tetrachloroethane | ug/L | ND | 20 | 20 | 21.9 | 21.7 | 110 | 109 | 60-140 | 1 | 30 | |
| 1,1,1-Trichloroethane | ug/L | ND | 20 | 20 | 21.4 | 19.9 | 107 | 99 | 60-140 | 7 | 30 | |
| 1,1,2,2-Tetrachloroethane | ug/L | ND | 20 | 20 | 21.7 | 21.1 | 108 | 106 | 60-140 | 3 | 30 | |
| 1,1,2-Trichloroethane | ug/L | ND | 20 | 20 | 20.2 | 19.8 | 101 | 99 | 60-140 | 2 | 30 | |
| 1,1-Dichloroethane | ug/L | ND | 20 | 20 | 21.2 | 20.3 | 106 | 102 | 60-140 | 4 | 30 | |
| 1,1-Dichloroethene | ug/L | ND | 20 | 20 | 19.4 | 18.9 | 97 | 95 | 60-140 | 3 | 30 | |
| 1,1-Dichloropropene | ug/L | ND | 20 | 20 | 21.0 | 20.1 | 105 | 101 | 60-140 | 4 | 30 | |
| 1,2,3-Trichlorobenzene | ug/L | ND | 20 | 20 | 21.4 | 22.6 | 107 | 113 | 60-140 | 6 | 30 | |
| 1,2,3-Trichloropropane | ug/L | ND | 20 | 20 | 23.3 | 22.5 | 116 | 113 | 60-140 | 3 | 30 | |
| 1,2,4-Trichlorobenzene | ug/L | ND | 20 | 20 | 21.7 | 22.7 | 109 | 114 | 60-140 | 4 | 30 | |
| 1,2,4-Trimethylbenzene | ug/L | ND | 20 | 20 | 21.7 | 21.4 | 108 | 107 | 60-140 | 1 | 30 | |
| 1,2-Dibromo-3-chloropropane | ug/L | ND | 20 | 20 | 20.8 | 21.5 | 104 | 108 | 60-140 | 4 | 30 | |
| 1,2-Dibromoethane (EDB) | ug/L | ND | 20 | 20 | 21.4 | 20.3 | 107 | 101 | 60-140 | 6 | 30 | |
| 1,2-Dichlorobenzene | ug/L | ND | 20 | 20 | 20.9 | 20.7 | 105 | 103 | 60-140 | 1 | 30 | |
| 1,2-Dichloroethane | ug/L | ND | 20 | 20 | 20.2 | 19.7 | 101 | 98 | 60-140 | 3 | 30 | |
| 1,2-Dichloropropane | ug/L | ND | 20 | 20 | 21.2 | 20.8 | 106 | 104 | 60-140 | 2 | 30 | |
| 1,3,5-Trimethylbenzene | ug/L | ND | 20 | 20 | 21.3 | 21.4 | 107 | 107 | 60-140 | 0 | 30 | |
| 1,3-Dichlorobenzene | ug/L | ND | 20 | 20 | 20.9 | 21.1 | 105 | 105 | 60-140 | 1 | 30 | |
| 1,3-Dichloropropane | ug/L | ND | 20 | 20 | 20.9 | 20.0 | 104 | 100 | 60-140 | 4 | 30 | |
| 1,4-Dichlorobenzene | ug/L | ND | 20 | 20 | 20.5 | 20.9 | 102 | 104 | 60-140 | 2 | 30 | |
| 2,2-Dichloropropane | ug/L | ND | 20 | 20 | 21.2 | 20.3 | 106 | 102 | 60-140 | 4 | 30 | |
| 2-Chlorotoluene | ug/L | ND | 20 | 20 | 20.5 | 20.5 | 103 | 103 | 60-140 | 0 | 30 | |
| 4-Chlorotoluene | ug/L | ND | 20 | 20 | 20.8 | 20.9 | 104 | 104 | 60-140 | 0 | 30 | |
| Benzene | ug/L | ND | 20 | 20 | 20.7 | 20.1 | 103 | 100 | 60-140 | 3 | 30 | |
| Bromobenzene | ug/L | ND | 20 | 20 | 21.1 | 21.1 | 106 | 105 | 60-140 | 0 | 30 | |
| Bromochloromethane | ug/L | ND | 20 | 20 | 22.7 | 21.2 | 113 | 106 | 60-140 | 7 | 30 | |
| Bromodichloromethane | ug/L | ND | 20 | 20 | 20.9 | 20.2 | 105 | 101 | 60-140 | 3 | 30 | |
| Bromoform | ug/L | ND | 20 | 20 | 22.3 | 22.2 | 112 | 111 | 60-140 | 0 | 30 | |
| Bromomethane | ug/L | ND | 20 | 20 | 23.9 | 22.8 | 120 | 114 | 60-140 | 5 | 30 | |
| Carbon tetrachloride | ug/L | ND | 20 | 20 | 21.6 | 20.8 | 108 | 104 | 60-140 | 3 | 30 | |
| Chlorobenzene | ug/L | ND | 20 | 20 | 20.9 | 20.2 | 104 | 101 | 60-140 | 3 | 30 | |
| Chloroethane | ug/L | ND | 20 | 20 | 29.6 | 28.1 | 148 | 140 | 60-140 | 5 | 30 | M1 |
| Chloroform | ug/L | ND | 20 | 20 | 20.6 | 19.0 | 103 | 95 | 60-140 | 8 | 30 | |
| Chloromethane | ug/L | ND | 20 | 20 | 18.7 | 17.9 | 94 | 90 | 60-140 | 5 | 30 | |
| cis-1,2-Dichloroethene | ug/L | ND | 20 | 20 | 21.0 | 20.2 | 105 | 101 | 60-140 | 4 | 30 | |
| cis-1,3-Dichloropropene | ug/L | ND | 20 | 20 | 21.3 | 20.4 | 107 | 102 | 60-140 | 5 | 30 | |
| Dibromochloromethane | ug/L | ND | 20 | 20 | 22.4 | 20.9 | 112 | 105 | 60-140 | 7 | 30 | |
| Dibromomethane | ug/L | ND | 20 | 20 | 21.5 | 21.1 | 107 | 105 | 60-140 | 2 | 30 | |
| Dichlorodifluoromethane | ug/L | ND | 20 | 20 | 21.9 | 21.0 | 109 | 105 | 60-140 | 4 | 30 | |
| Diisopropyl ether | ug/L | ND | 20 | 20 | 19.9 | 19.2 | 99 | 96 | 60-140 | 3 | 30 | |
| Ethylbenzene | ug/L | ND | 20 | 20 | 21.6 | 21.0 | 108 | 105 | 60-140 | 3 | 30 | |
| Hexachloro-1,3-butadiene | ug/L | ND | 20 | 20 | 22.8 | 22.7 | 114 | 113 | 60-140 | 1 | 30 | |
| Isopropylbenzene (Cumene) | ug/L | ND | 20 | 20 | 23.0 | 22.4 | 115 | 112 | 60-140 | 3 | 30 | |
| m&p-Xylene | ug/L | ND | 40 | 40 | 44.0 | 42.9 | 110 | 107 | 60-140 | 2 | 30 | |

**Results presented on this page are in the units indicated by the "Units" column except where an alternate unit is presented to the right of the result.**

## REPORT OF LABORATORY ANALYSIS

This report shall not be reproduced, except in full,
without the written consent of Pace Analytical Services, LLC.

**Pace Analytical Services, LLC**
9800 Kincey Ave. Suite 100
Huntersville, NC 28078
(704)875-9092

## QUALITY CONTROL DATA

Project: CPC HUNTERSVILLE
Pace Project No.: 92580644

MATRIX SPIKE & MATRIX SPIKE DUPLICATE: 3506354 3506355

| Parameter | Units | 92580647004 Result | MS Spike Conc. | MSD Spike Conc. | MS Result | MSD Result | MS % Rec | MSD % Rec | % Rec Limits | RPD | Max RPD | Qual |
|---|---|---|---|---|---|---|---|---|---|---|---|---|
| Methyl-tert-butyl ether | ug/L | ND | 20 | 20 | 19.8 | 19.1 | 99 | 95 | 60-140 | 4 | 30 | |
| Methylene Chloride | ug/L | ND | 20 | 20 | 20.6 | 19.9 | 103 | 99 | 60-140 | 4 | 30 | |
| n-Butylbenzene | ug/L | ND | 20 | 20 | 23.4 | 23.6 | 117 | 118 | 60-140 | 1 | 30 | |
| n-Propylbenzene | ug/L | ND | 20 | 20 | 21.7 | 21.5 | 108 | 108 | 60-140 | 1 | 30 | |
| Naphthalene | ug/L | ND | 20 | 20 | 21.0 | 22.7 | 105 | 113 | 60-140 | 8 | 30 | |
| o-Xylene | ug/L | ND | 20 | 20 | 21.8 | 21.3 | 109 | 106 | 60-140 | 2 | 30 | |
| sec-Butylbenzene | ug/L | ND | 20 | 20 | 22.5 | 22.1 | 113 | 111 | 60-140 | 2 | 30 | |
| Styrene | ug/L | ND | 20 | 20 | 21.8 | 21.4 | 109 | 107 | 60-140 | 2 | 30 | |
| tert-Butylbenzene | ug/L | ND | 20 | 20 | 18.4 | 18.0 | 92 | 90 | 60-140 | 2 | 30 | |
| Tetrachloroethene | ug/L | ND | 20 | 20 | 22.6 | 22.0 | 113 | 110 | 60-140 | 3 | 30 | |
| Toluene | ug/L | ND | 20 | 20 | 20.1 | 19.7 | 101 | 98 | 60-140 | 2 | 30 | |
| trans-1,2-Dichloroethene | ug/L | ND | 20 | 20 | 21.3 | 20.0 | 107 | 100 | 60-140 | 6 | 30 | |
| trans-1,3-Dichloropropene | ug/L | ND | 20 | 20 | 21.2 | 21.0 | 106 | 105 | 60-140 | 1 | 30 | |
| Trichloroethene | ug/L | ND | 20 | 20 | 21.2 | 20.3 | 106 | 102 | 60-140 | 4 | 30 | |
| Trichlorofluoromethane | ug/L | ND | 20 | 20 | 21.2 | 20.0 | 106 | 100 | 60-140 | 6 | 30 | |
| Vinyl chloride | ug/L | ND | 20 | 20 | 21.0 | 19.9 | 105 | 100 | 60-140 | 5 | 30 | |
| 1,2-Dichloroethane-d4 (S) | % | | | | | | 96 | 94 | 70-130 | | | |
| 4-Bromofluorobenzene (S) | % | | | | | | 100 | 97 | 70-130 | | | |
| Toluene-d8 (S) | % | | | | | | 98 | 97 | 70-130 | | | |

**Results presented on this page are in the units indicated by the "Units" column except where an alternate unit is presented to the right of the result.**

## REPORT OF LABORATORY ANALYSIS

This report shall not be reproduced, except in full,
without the written consent of Pace Analytical Services, LLC.

Pace Analytical Services, LLC
9800 Kincey Ave. Suite 100
Huntersville, NC 28078
(704)875-9092

## QUALITY CONTROL DATA

Project: CPC HUNTERSVILLE
Pace Project No.: 92580644

QC Batch: 669658
QC Batch Method: SM 6200B
Analysis Method: SM 6200B
Analysis Description: 6200B MSV
Laboratory: Pace Analytical Services - Charlotte
Associated Lab Samples: 92580644006, 92580644009

METHOD BLANK: 3506356 Matrix: Water
Associated Lab Samples: 92580644006, 92580644009

| Parameter | Units | Blank Result | Reporting Limit | MDL | Analyzed | Qualifiers |
|---|---|---|---|---|---|---|
| 1,1,1,2-Tetrachloroethane | ug/L | ND | 0.50 | 0.31 | 01/04/22 12:17 | |
| 1,1,1-Trichloroethane | ug/L | ND | 0.50 | 0.33 | 01/04/22 12:17 | |
| 1,1,2,2-Tetrachloroethane | ug/L | ND | 0.50 | 0.22 | 01/04/22 12:17 | |
| 1,1,2-Trichloroethane | ug/L | ND | 0.50 | 0.32 | 01/04/22 12:17 | |
| 1,1-Dichloroethane | ug/L | ND | 0.50 | 0.37 | 01/04/22 12:17 | |
| 1,1-Dichloroethene | ug/L | ND | 0.50 | 0.35 | 01/04/22 12:17 | |
| 1,1-Dichloropropene | ug/L | ND | 0.50 | 0.43 | 01/04/22 12:17 | |
| 1,2,3-Trichlorobenzene | ug/L | ND | 2.0 | 0.81 | 01/04/22 12:17 | |
| 1,2,3-Trichloropropane | ug/L | ND | 0.50 | 0.26 | 01/04/22 12:17 | |
| 1,2,4-Trichlorobenzene | ug/L | ND | 2.0 | 0.64 | 01/04/22 12:17 | |
| 1,2,4-Trimethylbenzene | ug/L | ND | 0.50 | 0.50 | 01/04/22 12:17 | |
| 1,2-Dibromo-3-chloropropane | ug/L | ND | 1.0 | 0.34 | 01/04/22 12:17 | |
| 1,2-Dibromoethane (EDB) | ug/L | ND | 0.50 | 0.27 | 01/04/22 12:17 | |
| 1,2-Dichlorobenzene | ug/L | ND | 0.50 | 0.34 | 01/04/22 12:17 | |
| 1,2-Dichloroethane | ug/L | ND | 0.50 | 0.32 | 01/04/22 12:17 | |
| 1,2-Dichloropropane | ug/L | ND | 0.50 | 0.36 | 01/04/22 12:17 | |
| 1,3,5-Trimethylbenzene | ug/L | ND | 0.50 | 0.33 | 01/04/22 12:17 | |
| 1,3-Dichlorobenzene | ug/L | ND | 0.50 | 0.34 | 01/04/22 12:17 | |
| 1,3-Dichloropropane | ug/L | ND | 0.50 | 0.28 | 01/04/22 12:17 | |
| 1,4-Dichlorobenzene | ug/L | ND | 0.50 | 0.33 | 01/04/22 12:17 | |
| 2,2-Dichloropropane | ug/L | ND | 0.50 | 0.39 | 01/04/22 12:17 | |
| 2-Chlorotoluene | ug/L | ND | 0.50 | 0.32 | 01/04/22 12:17 | |
| 4-Chlorotoluene | ug/L | ND | 0.50 | 0.32 | 01/04/22 12:17 | |
| Benzene | ug/L | ND | 0.50 | 0.34 | 01/04/22 12:17 | |
| Bromobenzene | ug/L | ND | 0.50 | 0.29 | 01/04/22 12:17 | |
| Bromochloromethane | ug/L | ND | 0.50 | 0.47 | 01/04/22 12:17 | |
| Bromodichloromethane | ug/L | ND | 0.50 | 0.31 | 01/04/22 12:17 | |
| Bromoform | ug/L | ND | 0.50 | 0.34 | 01/04/22 12:17 | |
| Bromomethane | ug/L | ND | 5.0 | 1.7 | 01/04/22 12:17 | |
| Carbon tetrachloride | ug/L | ND | 0.50 | 0.33 | 01/04/22 12:17 | |
| Chlorobenzene | ug/L | ND | 0.50 | 0.28 | 01/04/22 12:17 | |
| Chloroethane | ug/L | ND | 1.0 | 0.65 | 01/04/22 12:17 | |
| Chloroform | ug/L | ND | 0.50 | 0.35 | 01/04/22 12:17 | |
| Chloromethane | ug/L | ND | 1.0 | 0.54 | 01/04/22 12:17 | |
| cis-1,2-Dichloroethene | ug/L | ND | 0.50 | 0.38 | 01/04/22 12:17 | |
| cis-1,3-Dichloropropene | ug/L | ND | 0.50 | 0.36 | 01/04/22 12:17 | |
| Dibromochloromethane | ug/L | ND | 0.50 | 0.36 | 01/04/22 12:17 | |
| Dibromomethane | ug/L | ND | 0.50 | 0.39 | 01/04/22 12:17 | |
| Dichlorodifluoromethane | ug/L | ND | 0.50 | 0.35 | 01/04/22 12:17 | |
| Diisopropyl ether | ug/L | ND | 0.50 | 0.31 | 01/04/22 12:17 | |

**Results presented on this page are in the units indicated by the "Units" column except where an alternate unit is presented to the right of the result.**

## REPORT OF LABORATORY ANALYSIS

This report shall not be reproduced, except in full,
without the written consent of Pace Analytical Services, LLC.

Pace Analytical Services, LLC
9800 Kincey Ave. Suite 100
Huntersville, NC 28078
(704)875-9092

## QUALITY CONTROL DATA

Project: CPC HUNTERSVILLE
Pace Project No.: 92580644

METHOD BLANK: 3506356 Matrix: Water
Associated Lab Samples: 92580644006, 92580644009

| Parameter | Units | Blank Result | Reporting Limit | MDL | Analyzed | Qualifiers |
|---|---|---|---|---|---|---|
| Ethylbenzene | ug/L | ND | 0.50 | 0.30 | 01/04/22 12:17 | |
| Hexachloro-1,3-butadiene | ug/L | ND | 2.0 | 1.5 | 01/04/22 12:17 | |
| Isopropylbenzene (Cumene) | ug/L | ND | 0.50 | 0.33 | 01/04/22 12:17 | |
| m&p-Xylene | ug/L | ND | 1.0 | 0.71 | 01/04/22 12:17 | |
| Methyl-tert-butyl ether | ug/L | ND | 0.50 | 0.42 | 01/04/22 12:17 | |
| Methylene Chloride | ug/L | ND | 2.0 | 2.0 | 01/04/22 12:17 | |
| n-Butylbenzene | ug/L | ND | 0.50 | 0.49 | 01/04/22 12:17 | |
| n-Propylbenzene | ug/L | ND | 0.50 | 0.34 | 01/04/22 12:17 | |
| Naphthalene | ug/L | ND | 2.0 | 0.64 | 01/04/22 12:17 | |
| o-Xylene | ug/L | ND | 0.50 | 0.34 | 01/04/22 12:17 | |
| sec-Butylbenzene | ug/L | ND | 0.50 | 0.40 | 01/04/22 12:17 | |
| Styrene | ug/L | ND | 0.50 | 0.29 | 01/04/22 12:17 | |
| tert-Butylbenzene | ug/L | ND | 0.50 | 0.32 | 01/04/22 12:17 | |
| Tetrachloroethene | ug/L | ND | 0.50 | 0.29 | 01/04/22 12:17 | |
| Toluene | ug/L | ND | 0.50 | 0.48 | 01/04/22 12:17 | |
| trans-1,2-Dichloroethene | ug/L | ND | 0.50 | 0.40 | 01/04/22 12:17 | |
| trans-1,3-Dichloropropene | ug/L | ND | 0.50 | 0.36 | 01/04/22 12:17 | |
| Trichloroethene | ug/L | ND | 0.50 | 0.38 | 01/04/22 12:17 | |
| Trichlorofluoromethane | ug/L | ND | 1.0 | 0.30 | 01/04/22 12:17 | |
| Vinyl chloride | ug/L | ND | 1.0 | 0.39 | 01/04/22 12:17 | |
| 1,2-Dichloroethane-d4 (S) | % | 104 | 70-130 | | 01/04/22 12:17 | |
| 4-Bromofluorobenzene (S) | % | 96 | 70-130 | | 01/04/22 12:17 | |
| Toluene-d8 (S) | % | 101 | 70-130 | | 01/04/22 12:17 | |

LABORATORY CONTROL SAMPLE: 3506357

| Parameter | Units | Spike Conc. | LCS Result | LCS % Rec | % Rec Limits | Qualifiers |
|---|---|---|---|---|---|---|
| 1,1,1,2-Tetrachloroethane | ug/L | 50 | 52.1 | 104 | 60-140 | |
| 1,1,1-Trichloroethane | ug/L | 50 | 45.5 | 91 | 60-140 | |
| 1,1,2,2-Tetrachloroethane | ug/L | 50 | 51.2 | 102 | 60-140 | |
| 1,1,2-Trichloroethane | ug/L | 50 | 48.0 | 96 | 60-140 | |
| 1,1-Dichloroethane | ug/L | 50 | 45.8 | 92 | 60-140 | |
| 1,1-Dichloroethene | ug/L | 50 | 41.5 | 83 | 60-140 | |
| 1,1-Dichloropropene | ug/L | 50 | 45.1 | 90 | 60-140 | |
| 1,2,3-Trichlorobenzene | ug/L | 50 | 57.1 | 114 | 60-140 | |
| 1,2,3-Trichloropropane | ug/L | 50 | 55.0 | 110 | 60-140 | |
| 1,2,4-Trichlorobenzene | ug/L | 50 | 57.2 | 114 | 60-140 | |
| 1,2,4-Trimethylbenzene | ug/L | 50 | 51.3 | 103 | 60-140 | |
| 1,2-Dibromo-3-chloropropane | ug/L | 50 | 55.8 | 112 | 60-140 | |
| 1,2-Dibromoethane (EDB) | ug/L | 50 | 50.6 | 101 | 60-140 | |
| 1,2-Dichlorobenzene | ug/L | 50 | 50.0 | 100 | 60-140 | |
| 1,2-Dichloroethane | ug/L | 50 | 44.8 | 90 | 60-140 | |
| 1,2-Dichloropropane | ug/L | 50 | 48.1 | 96 | 60-140 | |
| 1,3,5-Trimethylbenzene | ug/L | 50 | 51.8 | 104 | 60-140 | |

**Results presented on this page are in the units indicated by the "Units" column except where an alternate unit is presented to the right of the result.**

## REPORT OF LABORATORY ANALYSIS

This report shall not be reproduced, except in full,
without the written consent of Pace Analytical Services, LLC.

**Pace Analytical Services, LLC**
9800 Kincey Ave. Suite 100
Huntersville, NC 28078
(704)875-9092

## QUALITY CONTROL DATA

Project: CPC HUNTERSVILLE
Pace Project No.: 92580644

LABORATORY CONTROL SAMPLE: 3506357

| Parameter | Units | Spike Conc. | LCS Result | LCS % Rec | % Rec Limits | Qualifiers |
|---|---|---|---|---|---|---|
| 1,3-Dichlorobenzene | ug/L | 50 | 51.1 | 102 | 60-140 | |
| 1,3-Dichloropropane | ug/L | 50 | 47.9 | 96 | 60-140 | |
| 1,4-Dichlorobenzene | ug/L | 50 | 49.3 | 99 | 60-140 | |
| 2,2-Dichloropropane | ug/L | 50 | 46.3 | 93 | 60-140 | |
| 2-Chlorotoluene | ug/L | 50 | 48.6 | 97 | 60-140 | |
| 4-Chlorotoluene | ug/L | 50 | 49.7 | 99 | 60-140 | |
| Benzene | ug/L | 50 | 46.3 | 93 | 60-140 | |
| Bromobenzene | ug/L | 50 | 50.6 | 101 | 60-140 | |
| Bromochloromethane | ug/L | 50 | 49.5 | 99 | 60-140 | |
| Bromodichloromethane | ug/L | 50 | 49.7 | 99 | 60-140 | |
| Bromoform | ug/L | 50 | 58.9 | 118 | 60-140 | |
| Bromomethane | ug/L | 50 | 46.8 | 94 | 60-140 | |
| Carbon tetrachloride | ug/L | 50 | 50.0 | 100 | 60-140 | |
| Chlorobenzene | ug/L | 50 | 48.0 | 96 | 60-140 | |
| Chloroethane | ug/L | 50 | 55.6 | 111 | 60-140 | |
| Chloroform | ug/L | 50 | 44.1 | 88 | 60-140 | |
| Chloromethane | ug/L | 50 | 39.2 | 78 | 60-140 | |
| cis-1,2-Dichloroethene | ug/L | 50 | 46.1 | 92 | 60-140 | |
| cis-1,3-Dichloropropene | ug/L | 50 | 50.8 | 102 | 60-140 | |
| Dibromochloromethane | ug/L | 50 | 53.9 | 108 | 60-140 | |
| Dibromomethane | ug/L | 50 | 50.5 | 101 | 60-140 | |
| Dichlorodifluoromethane | ug/L | 50 | 47.2 | 94 | 60-140 | |
| Diisopropyl ether | ug/L | 50 | 43.8 | 88 | 60-140 | |
| Ethylbenzene | ug/L | 50 | 48.9 | 98 | 60-140 | |
| Hexachloro-1,3-butadiene | ug/L | 50 | 54.2 | 108 | 60-140 | |
| Isopropylbenzene (Cumene) | ug/L | 50 | 52.9 | 106 | 60-140 | |
| m&p-Xylene | ug/L | 100 | 101 | 101 | 60-140 | |
| Methyl-tert-butyl ether | ug/L | 50 | 45.8 | 92 | 60-140 | |
| Methylene Chloride | ug/L | 50 | 45.8 | 92 | 60-140 | |
| n-Butylbenzene | ug/L | 50 | 55.3 | 111 | 60-140 | |
| n-Propylbenzene | ug/L | 50 | 50.7 | 101 | 60-140 | |
| Naphthalene | ug/L | 50 | 58.4 | 117 | 60-140 | |
| o-Xylene | ug/L | 50 | 51.3 | 103 | 60-140 | |
| sec-Butylbenzene | ug/L | 50 | 51.1 | 102 | 60-140 | |
| Styrene | ug/L | 50 | 52.8 | 106 | 60-140 | |
| tert-Butylbenzene | ug/L | 50 | 43.1 | 86 | 60-140 | |
| Tetrachloroethene | ug/L | 50 | 51.3 | 103 | 60-140 | |
| Toluene | ug/L | 50 | 45.6 | 91 | 60-140 | |
| trans-1,2-Dichloroethene | ug/L | 50 | 45.9 | 92 | 60-140 | |
| trans-1,3-Dichloropropene | ug/L | 50 | 52.6 | 105 | 60-140 | |
| Trichloroethene | ug/L | 50 | 47.0 | 94 | 60-140 | |
| Trichlorofluoromethane | ug/L | 50 | 53.8 | 108 | 60-140 | |
| Vinyl chloride | ug/L | 50 | 43.4 | 87 | 60-140 | |
| 1,2-Dichloroethane-d4 (S) | % | | | 95 | 70-130 | |
| 4-Bromofluorobenzene (S) | % | | | 99 | 70-130 | |
| Toluene-d8 (S) | % | | | 97 | 70-130 | |

**Results presented on this page are in the units indicated by the "Units" column except where an alternate unit is presented to the right of the result.**

## REPORT OF LABORATORY ANALYSIS

This report shall not be reproduced, except in full,
without the written consent of Pace Analytical Services, LLC.

**Pace Analytical Services, LLC**
9800 Kincey Ave. Suite 100
Huntersville, NC 28078
(704)875-9092

## QUALITY CONTROL DATA

Project: CPC HUNTERSVILLE
Pace Project No.: 92580644

MATRIX SPIKE & MATRIX SPIKE DUPLICATE: 3506358 3506359

| Parameter | Units | 92580647003 Result | MS Spike Conc. | MSD Spike Conc. | MS Result | MSD Result | MS % Rec | MSD % Rec | % Rec Limits | RPD | Max RPD | Qual |
|---|---|---|---|---|---|---|---|---|---|---|---|---|
| 1,1,1,2-Tetrachloroethane | ug/L | ND | 20 | 20 | 23.0 | 23.3 | 115 | 117 | 60-140 | 1 | 30 | |
| 1,1,1-Trichloroethane | ug/L | ND | 20 | 20 | 21.9 | 22.3 | 110 | 111 | 60-140 | 2 | 30 | |
| 1,1,2,2-Tetrachloroethane | ug/L | ND | 20 | 20 | 22.9 | 23.1 | 114 | 116 | 60-140 | 1 | 30 | |
| 1,1,2-Trichloroethane | ug/L | ND | 20 | 20 | 21.5 | 21.6 | 107 | 108 | 60-140 | 0 | 30 | |
| 1,1-Dichloroethane | ug/L | ND | 20 | 20 | 21.6 | 22.4 | 108 | 112 | 60-140 | 4 | 30 | |
| 1,1-Dichloroethene | ug/L | ND | 20 | 20 | 20.3 | 20.4 | 102 | 102 | 60-140 | 1 | 30 | |
| 1,1-Dichloropropene | ug/L | ND | 20 | 20 | 21.4 | 22.2 | 107 | 111 | 60-140 | 4 | 30 | |
| 1,2,3-Trichlorobenzene | ug/L | ND | 20 | 20 | 22.7 | 23.3 | 114 | 117 | 60-140 | 3 | 30 | |
| 1,2,3-Trichloropropane | ug/L | ND | 20 | 20 | 24.4 | 23.9 | 122 | 120 | 60-140 | 2 | 30 | |
| 1,2,4-Trichlorobenzene | ug/L | ND | 20 | 20 | 22.9 | 24.0 | 115 | 120 | 60-140 | 5 | 30 | |
| 1,2,4-Trimethylbenzene | ug/L | ND | 20 | 20 | 22.6 | 23.6 | 113 | 118 | 60-140 | 5 | 30 | |
| 1,2-Dibromo-3-chloropropane | ug/L | ND | 20 | 20 | 23.4 | 23.2 | 117 | 116 | 60-140 | 1 | 30 | |
| 1,2-Dibromoethane (EDB) | ug/L | ND | 20 | 20 | 22.6 | 22.3 | 113 | 112 | 60-140 | 1 | 30 | |
| 1,2-Dichlorobenzene | ug/L | ND | 20 | 20 | 21.8 | 22.1 | 109 | 111 | 60-140 | 1 | 30 | |
| 1,2-Dichloroethane | ug/L | ND | 20 | 20 | 21.3 | 21.2 | 107 | 106 | 60-140 | 1 | 30 | |
| 1,2-Dichloropropane | ug/L | ND | 20 | 20 | 21.7 | 22.0 | 108 | 110 | 60-140 | 1 | 30 | |
| 1,3,5-Trimethylbenzene | ug/L | ND | 20 | 20 | 22.6 | 23.4 | 113 | 117 | 60-140 | 3 | 30 | |
| 1,3-Dichlorobenzene | ug/L | ND | 20 | 20 | 21.7 | 22.5 | 108 | 113 | 60-140 | 4 | 30 | |
| 1,3-Dichloropropane | ug/L | ND | 20 | 20 | 21.7 | 22.0 | 108 | 110 | 60-140 | 2 | 30 | |
| 1,4-Dichlorobenzene | ug/L | ND | 20 | 20 | 21.6 | 22.5 | 108 | 113 | 60-140 | 4 | 30 | |
| 2,2-Dichloropropane | ug/L | ND | 20 | 20 | 21.5 | 22.5 | 108 | 112 | 60-140 | 4 | 30 | |
| 2-Chlorotoluene | ug/L | ND | 20 | 20 | 21.6 | 22.9 | 108 | 115 | 60-140 | 6 | 30 | |
| 4-Chlorotoluene | ug/L | ND | 20 | 20 | 22.0 | 22.4 | 110 | 112 | 60-140 | 2 | 30 | |
| Benzene | ug/L | ND | 20 | 20 | 21.4 | 21.6 | 107 | 108 | 60-140 | 1 | 30 | |
| Bromobenzene | ug/L | ND | 20 | 20 | 22.0 | 22.4 | 110 | 112 | 60-140 | 1 | 30 | |
| Bromochloromethane | ug/L | ND | 20 | 20 | 23.3 | 23.5 | 117 | 118 | 60-140 | 1 | 30 | |
| Bromodichloromethane | ug/L | ND | 20 | 20 | 21.5 | 22.0 | 107 | 110 | 60-140 | 2 | 30 | |
| Bromoform | ug/L | ND | 20 | 20 | 23.6 | 23.7 | 118 | 119 | 60-140 | 0 | 30 | |
| Bromomethane | ug/L | ND | 20 | 20 | 24.0 | 25.5 | 120 | 128 | 60-140 | 6 | 30 | |
| Carbon tetrachloride | ug/L | ND | 20 | 20 | 22.3 | 22.9 | 111 | 115 | 60-140 | 3 | 30 | |
| Chlorobenzene | ug/L | ND | 20 | 20 | 21.9 | 21.9 | 109 | 109 | 60-140 | 0 | 30 | |
| Chloroethane | ug/L | ND | 20 | 20 | 30.7 | 30.4 | 154 | 152 | 60-140 | 1 | 30 | M1 |
| Chloroform | ug/L | 0.46J | 20 | 20 | 21.2 | 22.0 | 103 | 108 | 60-140 | 4 | 30 | |
| Chloromethane | ug/L | ND | 20 | 20 | 19.5 | 20.2 | 98 | 101 | 60-140 | 4 | 30 | |
| cis-1,2-Dichloroethene | ug/L | ND | 20 | 20 | 21.6 | 21.7 | 108 | 109 | 60-140 | 1 | 30 | |
| cis-1,3-Dichloropropene | ug/L | ND | 20 | 20 | 22.1 | 21.9 | 110 | 110 | 60-140 | 1 | 30 | |
| Dibromochloromethane | ug/L | ND | 20 | 20 | 22.5 | 22.7 | 113 | 114 | 60-140 | 1 | 30 | |
| Dibromomethane | ug/L | ND | 20 | 20 | 22.6 | 22.5 | 113 | 113 | 60-140 | 1 | 30 | |
| Dichlorodifluoromethane | ug/L | ND | 20 | 20 | 22.5 | 23.1 | 113 | 116 | 60-140 | 2 | 30 | |
| Diisopropyl ether | ug/L | ND | 20 | 20 | 20.8 | 20.9 | 104 | 105 | 60-140 | 1 | 30 | |
| Ethylbenzene | ug/L | ND | 20 | 20 | 22.3 | 22.5 | 112 | 113 | 60-140 | 1 | 30 | |
| Hexachloro-1,3-butadiene | ug/L | ND | 20 | 20 | 23.7 | 23.5 | 118 | 118 | 60-140 | 1 | 30 | |
| Isopropylbenzene (Cumene) | ug/L | ND | 20 | 20 | 23.8 | 23.8 | 119 | 119 | 60-140 | 0 | 30 | |
| m&p-Xylene | ug/L | ND | 40 | 40 | 46.0 | 45.7 | 115 | 114 | 60-140 | 1 | 30 | |

**Results presented on this page are in the units indicated by the "Units" column except where an alternate unit is presented to the right of the result.**

## REPORT OF LABORATORY ANALYSIS

This report shall not be reproduced, except in full,
without the written consent of Pace Analytical Services, LLC.

**Pace Analytical Services, LLC**
9800 Kincey Ave. Suite 100
Huntersville, NC 28078
(704)875-9092

## QUALITY CONTROL DATA

Project: CPC HUNTERSVILLE
Pace Project No.: 92580644

MATRIX SPIKE & MATRIX SPIKE DUPLICATE: 3506358 3506359

| Parameter | Units | 92580647003 Result | MS Spike Conc. | MSD Spike Conc. | MS Result | MSD Result | MS % Rec | MSD % Rec | % Rec Limits | RPD | Max RPD | Qual |
|---|---|---|---|---|---|---|---|---|---|---|---|---|
| Methyl-tert-butyl ether | ug/L | ND | 20 | 20 | 20.4 | 20.7 | 102 | 104 | 60-140 | 2 | 30 | |
| Methylene Chloride | ug/L | ND | 20 | 20 | 20.9 | 21.5 | 105 | 108 | 60-140 | 3 | 30 | |
| n-Butylbenzene | ug/L | ND | 20 | 20 | 24.3 | 25.2 | 122 | 126 | 60-140 | 3 | 30 | |
| n-Propylbenzene | ug/L | ND | 20 | 20 | 22.5 | 23.5 | 112 | 117 | 60-140 | 4 | 30 | |
| Naphthalene | ug/L | ND | 20 | 20 | 22.8 | 23.2 | 114 | 116 | 60-140 | 2 | 30 | |
| o-Xylene | ug/L | ND | 20 | 20 | 23.0 | 23.4 | 115 | 117 | 60-140 | 2 | 30 | |
| sec-Butylbenzene | ug/L | ND | 20 | 20 | 22.9 | 23.9 | 115 | 120 | 60-140 | 4 | 30 | |
| Styrene | ug/L | ND | 20 | 20 | 22.9 | 23.1 | 114 | 116 | 60-140 | 1 | 30 | |
| tert-Butylbenzene | ug/L | ND | 20 | 20 | 18.8 | 19.7 | 94 | 99 | 60-140 | 5 | 30 | |
| Tetrachloroethene | ug/L | ND | 20 | 20 | 23.3 | 23.1 | 116 | 116 | 60-140 | 0 | 30 | |
| Toluene | ug/L | ND | 20 | 20 | 21.2 | 21.1 | 106 | 106 | 60-140 | 0 | 30 | |
| trans-1,2-Dichloroethene | ug/L | ND | 20 | 20 | 21.5 | 22.3 | 107 | 112 | 60-140 | 4 | 30 | |
| trans-1,3-Dichloropropene | ug/L | ND | 20 | 20 | 22.2 | 22.5 | 111 | 112 | 60-140 | 1 | 30 | |
| Trichloroethene | ug/L | ND | 20 | 20 | 21.2 | 22.0 | 106 | 110 | 60-140 | 4 | 30 | |
| Trichlorofluoromethane | ug/L | ND | 20 | 20 | 23.1 | 22.0 | 115 | 110 | 60-140 | 5 | 30 | |
| Vinyl chloride | ug/L | ND | 20 | 20 | 21.8 | 22.0 | 109 | 110 | 60-140 | 1 | 30 | |
| 1,2-Dichloroethane-d4 (S) | % | | | | | | 96 | 95 | 70-130 | | | |
| 4-Bromofluorobenzene (S) | % | | | | | | 99 | 98 | 70-130 | | | |
| Toluene-d8 (S) | % | | | | | | 98 | 98 | 70-130 | | | |

**Results presented on this page are in the units indicated by the "Units" column except where an alternate unit is presented to the right of the result.**

## REPORT OF LABORATORY ANALYSIS

This report shall not be reproduced, except in full,
without the written consent of Pace Analytical Services, LLC.

**Pace Analytical Services, LLC**
9800 Kincey Ave. Suite 100
Huntersville, NC 28078
(704)875-9092

# QUALIFIERS

Project: CPC HUNTERSVILLE
Pace Project No.: 92580644

## DEFINITIONS

DF - Dilution Factor, if reported, represents the factor applied to the reported data due to dilution of the sample aliquot.

ND - Not Detected at or above adjusted reporting limit.

TNTC - Too Numerous To Count

J - Estimated concentration above the adjusted method detection limit and below the adjusted reporting limit.

MDL - Adjusted Method Detection Limit.

PQL - Practical Quantitation Limit.

RL - Reporting Limit - The lowest concentration value that meets project requirements for quantitative data with known precision and bias for a specific analyte in a specific matrix.

S - Surrogate

1,2-Diphenylhydrazine decomposes to and cannot be separated from Azobenzene using Method 8270. The result for each analyte is a combined concentration.

Consistent with EPA guidelines, unrounded data are displayed and have been used to calculate % recovery and RPD values.

LCS(D) - Laboratory Control Sample (Duplicate)

MS(D) - Matrix Spike (Duplicate)

DUP - Sample Duplicate

RPD - Relative Percent Difference

NC - Not Calculable.

SG - Silica Gel - Clean-Up

U - Indicates the compound was analyzed for, but not detected.

Acid preservation may not be appropriate for 2 Chloroethylvinyl ether.

A separate vial preserved to a pH of 4-5 is recommended in SW846 Chapter 4 for the analysis of Acrolein and Acrylonitrile by EPA Method 8260.

N-Nitrosodiphenylamine decomposes and cannot be separated from Diphenylamine using Method 8270. The result reported for each analyte is a combined concentration.

Reported results are not rounded until the final step prior to reporting. Therefore, calculated parameters that are typically reported as "Total" may vary slightly from the sum of the reported component parameters.

Pace Analytical is TNI accredited. Contact your Pace PM for the current list of accredited analytes.

TNI - The NELAC Institute.

## ANALYTE QUALIFIERS

| | |
|---|---|
| M1 | Matrix spike recovery exceeded QC limits. Batch accepted based on laboratory control sample (LCS) recovery. |
| N2 | The lab does not hold NELAC/TNI accreditation for this parameter but other accreditations/certifications may apply. A complete list of accreditations/certifications is available upon request. |



This report shall not be reproduced, except in full,
without the written consent of Pace Analytical Services, LLC.

**Pace Analytical Services, LLC**
9800 Kincey Ave. Suite 100
Huntersville, NC 28078
(704)875-9092

## QUALITY CONTROL DATA CROSS REFERENCE TABLE

Project: CPC HUNTERSVILLE
Pace Project No.: 92580644

| Lab ID | Sample ID | QC Batch Method | QC Batch | Analytical Method | Analytical Batch |
|---|---|---|---|---|---|
| **92580644001** | **MW-51** | MADEP VPH | 669997 | | |
| **92580644002** | **MW-08** | MADEP VPH | 669997 | | |
| **92580644003** | **MW-45** | MADEP VPH | 669997 | | |
| **92580644004** | **MW-13** | MADEP VPH | 669997 | | |
| **92580644005** | **MW-14** | MADEP VPH | 669997 | | |
| **92580644006** | **DUP-2-20220103** | MADEP VPH | 669997 | | |
| **92580644007** | **MW-14D** | MADEP VPH | 669997 | | |
| **92580644008** | **MW-49** | MADEP VPH | 669997 | | |
| **92580644009** | **MW-50** | MADEP VPH | 669997 | | |
| **92580644010** | **EB-2-20220103** | MADEP VPH | 669997 | | |
| **92580644011** | **EB-1-20220103** | MADEP VPH | 669997 | | |
| **92580644001** | **MW-51** | SM 6200B | 669619 | | |
| **92580644002** | **MW-08** | SM 6200B | 669619 | | |
| **92580644003** | **MW-45** | SM 6200B | 669619 | | |
| **92580644004** | **MW-13** | SM 6200B | 669619 | | |
| **92580644005** | **MW-14** | SM 6200B | 669657 | | |
| **92580644006** | **DUP-2-20220103** | SM 6200B | 669658 | | |
| **92580644007** | **MW-14D** | SM 6200B | 669657 | | |
| **92580644008** | **MW-49** | SM 6200B | 669657 | | |
| **92580644009** | **MW-50** | SM 6200B | 669658 | | |
| **92580644010** | **EB-2-20220103** | SM 6200B | 669657 | | |
| **92580644011** | **EB-1-20220103** | SM 6200B | 669657 | | |
| **92580644012** | **TRIP BLANK** | SM 6200B | 669657 | | |



This report shall not be reproduced, except in full,
without the written consent of Pace Analytical Services, LLC.

| Pace Analytical | Document Name: Sample Condition Upon Receipt (SCUR) | Document Revised: November 15, 2021 Page 1 of 2 |
|---|---|---|
| | Document No.: F-CAR-CS-033-Rev.08 | Issuing Authority: Pace Carolinas Quality Office |

**Laboratory receiving samples:**
Asheville ☐ Eden ☐ Greenwood ☐ Huntersville ☑ Raleigh ☐ Mechanicsville ☐ Atlanta ☐ Kernersville ☐

**Sample Condition Upon Receipt**

Client Name: AECOM

Project # WO#: 92580644

92580644

Courier: ☐ Commercial ☐ Fed Ex ☐ Pace ☐ UPS ☐ USPS ☐ Other: ☑ Client

Custody Seal Present? ☐ Yes ☑ No Seals Intact? ☐ Yes ☐ No

Date/Initials Person Examining Contents: MC 1-3-22

Packing Material: ☐ Bubble Wrap ☑ Bubble Bags ☐ None ☐ Other

Biological Tissue Frozen? ☐ Yes ☐ No ☑ N/A

Thermometer: ☐ IR Gun ID: 97064

Type of Ice: ☑ Wet ☐ Blue ☐ None

Cooler Temp: 5.5 Correction Factor: 0

Add/Subtract (°C)

Temp should be above freezing to 6°C

Cooler Temp Corrected (°C): 5.5

☐ Samples out of temp criteria. Samples on ice, cooling process has begun

USDA Regulated Soil ( ☑ N/A, water sample)

Did samples originate in a quarantine zone within the United States: CA, NY, or SC (check maps)? ☐ Yes ☐ No

Did samples originate from a foreign source (internationally, including Hawaii and Puerto Rico)? ☐ Yes ☐ No

| | | | | Comments/Discrepancy: |
|---|---|---|---|---|
| Chain of Custody Present? | ☑ Yes | ☐ No | ☐ N/A | 1. |
| Samples Arrived within Hold Time? | ☐ Yes | ☐ No | ☐ N/A | 2. |
| Short Hold Time Analysis (<72 hr.)? | ☐ Yes | ☑ No | ☐ N/A | 3. |
| Rush Turn Around Time Requested? | ☐ Yes | ☐ No | ☐ N/A | 4. |
| Sufficient Volume? | ☑ Yes | ☐ No | ☐ N/A | 5. |
| Correct Containers Used? | ☑ Yes | ☐ No | ☐ N/A | 6. |
| -Pace Containers Used? | ☐ Yes | ☐ No | ☐ N/A | |
| Containers Intact? | ☑ Yes | ☐ No | ☐ N/A | 7. |
| Dissolved analysis: Samples Field Filtered? | ☐ Yes | ☐ No | ☑ N/A | 8. |
| Sample Labels Match COC? | ☐ Yes | ☐ No | ☐ N/A | 9. |
| -Includes Date/Time/ID/Analysis Matrix: WT | | | | |
| Headspace in VOA Vials (>5-6mm)? | ☐ Yes | ☑ No | ☐ N/A | 10. |
| Trip Blank Present? | ☑ Yes | ☐ No | ☐ N/A | 11. |
| Trip Blank Custody Seals Present? | ☑ Yes | ☐ No | ☐ N/A | |

COMMENTS/SAMPLE DISCREPANCY

Field Data Required? ☐ Yes ☐ No

Lot ID of split containers:

CLIENT NOTIFICATION/RESOLUTION

Person contacted: Date/Time:

Project Manager SCURF Review: Date:

Project Manager SRF Review: Date:

***Check mark top half of box if pH and/or dechlorination is verified and within the acceptance range for preservation samples.**

Exceptions: VOA, Coliform, TOC, Oil and Grease, DRO/8015 (water) DOC, LLHg

****Bottom half of box is to list number of bottles**

Project # **WO# : 92580644**

PM: BV Due Date: 01/06/22

CLIENT: 92-AECOM CHA

| Item# | BP4U-125 mL Plastic Unpreserved (N/A) (Cl-) | BP3U-250 mL Plastic Unpreserved (N/A) | BP2U-500 mL Plastic Unpreserved (N/A) | BP1U-1 liter Plastic Unpreserved (N/A) | BP4S-125 mL Plastic H2SO4 (pH < 2) (Cl-) | BP3N-250 mL plastic HNO3 (pH < 2) | BP4Z-125 mL Plastic ZN Acetate & NaOH (>9) | BP4B-125 mL Plastic NaOH (pH > 12) (Cl-) | WGFU-Wide-mouthed Glass Jar Unpreserved | AG1U-1 liter Amber Unpreserved (N/A) (Cl-) | AG1H-1 liter Amber HCl (pH < 2) | AG3U-250 mL Amber Unpreserved (N/A) (Cl-) | AG1S-1 liter Amber H2SO4 (pH < 2) | AG3S-250 mL Amber H2SO4 (pH < 2) | AG3A(DG3A)-250 mL Amber NH4Cl (N/A)(Cl-) | DG9H-40 mL VOA HCl (N/A) | VG9T-40 mL VOA Na2S2O3 (N/A) | VG9U-40 mL VOA Unpreserved (N/A) | DG9P-40 mL VOA H3PO4 (N/A) | VOAK (3 vials per kit)-5035 kit (N/A) | V/GK (3 vials per kit)-VPH/Gas kit (N/A) | SP5T-125 mL Sterile Plastic (N/A – lab) | SP2T-250 mL Sterile Plastic (N/A – lab) | | BP3A-250 mL Plastic (NH2)2SO4 (9.3-9.7) | AG0U-100 mL Amber Unpreserved vials (N/A) | VSGU-20 mL Scintillation vials (N/A) | DG9U-40 mL Amber Unpreserved vials (N/A) |
|---|---|---|---|---|---|---|---|---|---|---|---|---|---|---|---|---|---|---|---|---|---|---|---|---|---|---|---|---|---|
| 1 | | | | | | | | | | | | | | | | 7 | | | | | | | | | | | | | |
| 2 | | | | | | | | | | | | | | | | 7 | | | | | | | | | | | | | |
| 3 | | | | | | | | | | | | | | | | 7 | | | | | | | | | | | | | |
| 4 | | | | | | | | | | | | | | | | 7 | | | | | | | | | | | | | |
| 5 | | | | | | | | | | | | | | | | 7 | | | | | | | | | | | | | |
| 6 | | | | | | | | | | | | | | | | 7 | | | | | | | | | | | | | |
| 7 | | | | | | | | | | | | | | | | 2 | | | | | | | | | | | | | |
| 8 | | | | | | | | | | | | | | | | 7 | | | | | | | | | | | | | |
| 9 | | | | | | | | | | | | | | | | 7 | | | | | | | | | | | | | |
| 10 | | | | | | | | | | | | | | | | 7 | | | | | | | | | | | | | |
| 11 | | | | | | | | | | | | | | | | 7 | | | | | | | | | | | | | |
| 12 | | | | | | | | | | | | | | | | 7 | | | | | | | | | | | | | |

## pH Adjustment Log for Preserved Samples

| Sample ID | Type of Preservative | pH upon receipt | Date preservation adjusted | Time preservation adjusted | Amount of Preservative added | Lot # |
|---|---|---|---|---|---|---|
| | | | | | | |
| | | | | | | |
| | | | | | | |

Note: Whenever there is a discrepancy affecting North Carolina compliance samples, a copy of this form will be sent to the North Carolina DEHNR Certification Office (i.e. Out of hold, incorrect preservative, out of temp, incorrect containers.

PINK

Pace Analytical
WWW.PACELABS.COM

# CHAIN-OF-CUSTODY / Analytical Request Document

The Chain-of-Custody is a LEGAL DOCUMENT. All relevant fields must be completed accurately.

Submitting a sample via this chain of custody constitutes acknowledgment and acceptance of the Pace Terms and Conditions found at https://info.pacelabs.com/hubfs/pas-standard-terms.pdf.



| Section A Required Client Information: | | Section B Required Project Information: | | Section C Invoice Information: | |
|---|---|---|---|---|---|
| Company: | AECOM | Report To: | Andrew Wreschnig | Attention: | |
| Address: | 6000 Fairview Road | Copy To: | | Company Name: | |
| Suite 200, Charlotte, NC 28210 | | | | Address: | |
| Email: | andrew.wreschnig@aecom.com | Purchase Order #: | | Pace Quote: | |
| Phone: | (704)522-0330 Fax | Project Name: | CPC Huntersville 60639876 | Pace Project Manager: | bonnie.vang@pacelabs.com, |
| Requested Due Date: | 3-Day TAT | Project #: | | Pace Profile #: | 12518-3 |

| Regulatory Agency | State / Location |
|---|---|
| | NC |

**WO# : 92580644**

**PM: BV Due Date: 01/06/22**

**CLIENT: 92-AECOM CHA**

| ITEM # | SAMPLE ID (One Character per box. (A-Z, 0-9 / , -) Sample Ids must be unique) | MATRIX CODE (see valid codes to left) | SAMPLE TYPE (G=GRAB C=COMP) | COLLECTED START DATE | COLLECTED START TIME | COLLECTED END DATE | COLLECTED END TIME | SAMPLE TEMP AT COLLECTION | # OF CONTAINERS | Preservatives: Unpreserved | H2SO4 | HNO3 | HCl | NaOH | Na2S2O3 | Methanol | Other | Analyses Test Y/N | 6200 | VPH | Lead, Total | Trip BLANK | 2L DI Water | | | | | | | | | |
|---|---|---|---|---|---|---|---|---|---|---|---|---|---|---|---|---|---|---|---|---|---|---|---|---|---|---|---|---|---|---|---|
| 1 | MW-51 | WT | G | 1/3/22 | 1240 | | | | 8 | | | X | X | | | | | | X | X | X | | | | | | | | | | 01 |
| 2 | MW-08 | WT | G | 1/3/22 | 1355 | | | | 8 | | | X | X | | | | | | X | X | X | | | | | | | | | | 02 |
| 3 | MW-45 | WT | G | 1/3/22 | 1455 | | | | 8 | | | X | X | | | | | | X | X | X | | | | | | | | | | 03 |
| 4 | MW-13 | WT | G | 1/3/22 | 1500 | | | | 8 | | | X | X | | | | | | X | X | X | | | | | | | | | | 04 |
| 5 | MW-14 | WT | G | 1/3/22 | 1500 | | | | 8 | | | X | X | | | | | | X | X | X | | | | | | | | | | 05 |
| 6 | Dup-2-20220103 | WT | G | 1/3/22 | — | | | | 8 | | | X | X | | | | | | X | X | X | | | | | | | | | | 06 |
| 7 | Trip Blank | — | — | — | — | | | | | | | | | | | | | | | | | X | | | | | | | | | 12 |
| 8 | MW-14D | WT | G | 1/3/22 | 1620 | | | | 8 | | | X | X | | | | | | X | X | X | | | | | | | | | | 07 |
| 9 | MW-49 | WT | G | 1/3/22 | 1625 | | | | 8 | | | X | X | | | | | | X | X | X | | | | | | | | | | 08 |
| 10 | MW-50 | WT | G | 1/3/22 | 1615 | | | | 8 | | | X | X | | | | | | X | X | X | | | | | | | | | | 09 |
| 11 | EB-2-20220103 | WT | G | 1/3/22 | 1700 | | | | 8 | | | X | X | | | | | | X | X | X | | | | | | | | | | 10 |
| 12 | EB-1-20220103 | WT | G | 1/3/22 | 1845 | | | | 8 | | | X | X | | | | | | X | X | X | | | | | | | | | | 11 |

| ADDITIONAL COMMENTS | RELINQUISHED BY / AFFILIATION | DATE | TIME | ACCEPTED BY / AFFILIATION | DATE | TIME | SAMPLE CONDITIONS | | | |
|---|---|---|---|---|---|---|---|---|---|---|
| 3-Day TAT | Mike deKozlowski / AECOM | 01/03/22 | 1730 | MD Pace HW | 1-3-22 | 1736 | 5.5 | Y | N | Y |
| | | | | | | | | | | |
| | | | | | | | | | | |
| | | | | | | | | | | |

**SAMPLER NAME AND SIGNATURE**

PRINT Name of SAMPLER: Mike deKozlowski

SIGNATURE of SAMPLER: Mike deKozlowski DATE Signed: 01/03/22

| TEMP in C | Received on Ice (Y/N) | Custody Sealed Cooler (Y/N) | Samples Intact (Y/N) |
|---|---|---|---|

**Pace Analytical Services, LLC**
9800 Kincey Ave. Suite 100
Huntersville, NC 28078
(704)875-9092

January 06, 2022

Andrew Wreschnig
AECOM
6000 Fairview Road
Suite 200
Charlotte, NC 28210

RE: Project: CPC HUNTERSVILLE
Pace Project No.: 92580645

Dear Andrew Wreschnig:

Enclosed are the analytical results for sample(s) received by the laboratory on January 03, 2022. The results relate only to the samples included in this report. Results reported herein conform to the applicable TNI/NELAC Standards and the laboratory's Quality Manual, where applicable, unless otherwise noted in the body of the report.

The test results provided in this final report were generated by each of the following laboratories within the Pace Network:

- Pace Analytical Services - Asheville

If you have any questions concerning this report, please feel free to contact me.

Sincerely,

Bonnie Vang
bonnie.vang@pacelabs.com
(704)875-9092
Project Manager

Enclosures

cc: Teresa Amentt Jennings, AECOM
Jeff Morrison, Colonial Pipeline Company



This report shall not be reproduced, except in full,
without the written consent of Pace Analytical Services, LLC.

**Pace Analytical Services, LLC**
9800 Kincey Ave.  Suite 100
Huntersville, NC 28078
(704)875-9092

## CERTIFICATIONS

Project: CPC HUNTERSVILLE
Pace Project No.: 92580645

**Pace Analytical Services Asheville**
2225 Riverside Drive, Asheville, NC  28804
Florida/NELAP Certification #: E87648
North Carolina Drinking Water Certification #: 37712
North Carolina Wastewater Certification #: 40
South Carolina Laboratory ID: 99030
South Carolina Certification #: 99030001
Virginia/VELAP Certification #: 460222

## REPORT OF LABORATORY ANALYSIS

This report shall not be reproduced, except in full,
without the written consent of Pace Analytical Services, LLC.

**Pace Analytical Services, LLC**
9800 Kincey Ave. Suite 100
Huntersville, NC 28078
(704)875-9092

## SAMPLE SUMMARY

Project: CPC HUNTERSVILLE
Pace Project No.: 92580645

| Lab ID | Sample ID | Matrix | Date Collected | Date Received |
|---|---|---|---|---|
| **92580645001** | **MW-51** | Water | 01/03/22 12:40 | 01/03/22 17:30 |
| **92580645002** | **MW-08** | Water | 01/03/22 13:55 | 01/03/22 17:30 |
| **92580645003** | **MW-45** | Water | 01/03/22 14:55 | 01/03/22 17:30 |
| **92580645004** | **MW-13** | Water | 01/03/22 15:00 | 01/03/22 17:30 |
| **92580645005** | **MW-14** | Water | 01/03/22 15:00 | 01/03/22 17:30 |
| **92580645006** | **DUP-2-20220103** | Water | 01/03/22 00:00 | 01/03/22 17:30 |
| **92580645007** | **MW-14D** | Water | 01/03/22 16:20 | 01/03/22 17:30 |
| **92580645008** | **MW-49** | Water | 01/03/22 16:25 | 01/03/22 17:30 |
| **92580645009** | **MW-50** | Water | 01/03/22 16:15 | 01/03/22 17:30 |
| **92580645010** | **EB-2-20220103** | Water | 01/03/22 17:00 | 01/03/22 17:30 |
| **92580645011** | **EB-1-20220103** | Water | 01/03/22 16:45 | 01/03/22 17:30 |



This report shall not be reproduced, except in full,
without the written consent of Pace Analytical Services, LLC.

**Pace Analytical Services, LLC**
9800 Kincey Ave. Suite 100
Huntersville, NC 28078
(704)875-9092

## SAMPLE ANALYTE COUNT

Project: CPC HUNTERSVILLE
Pace Project No.: 92580645

| Lab ID | Sample ID | Method | Analysts | Analytes Reported | Laboratory |
|---|---|---|---|---|---|
| **92580645001** | **MW-51** | EPA 6020B | CRW | 1 | PASI-A |
| **92580645002** | **MW-08** | EPA 6020B | CRW | 1 | PASI-A |
| **92580645003** | **MW-45** | EPA 6020B | CRW | 1 | PASI-A |
| **92580645004** | **MW-13** | EPA 6020B | CRW | 1 | PASI-A |
| **92580645005** | **MW-14** | EPA 6020B | CRW | 1 | PASI-A |
| **92580645006** | **DUP-2-20220103** | EPA 6020B | CRW | 1 | PASI-A |
| **92580645007** | **MW-14D** | EPA 6020B | CRW | 1 | PASI-A |
| **92580645008** | **MW-49** | EPA 6020B | CRW | 1 | PASI-A |
| **92580645009** | **MW-50** | EPA 6020B | CRW | 1 | PASI-A |
| **92580645010** | **EB-2-20220103** | EPA 6020B | CRW | 1 | PASI-A |
| **92580645011** | **EB-1-20220103** | EPA 6020B | CRW | 1 | PASI-A |

PASI-A = Pace Analytical Services - Asheville



This report shall not be reproduced, except in full,
without the written consent of Pace Analytical Services, LLC.

**Pace Analytical Services, LLC**
9800 Kincey Ave. Suite 100
Huntersville, NC 28078
(704)875-9092

## ANALYTICAL RESULTS

Project: CPC HUNTERSVILLE
Pace Project No.: 92580645

**Sample: MW-51** **Lab ID: 92580645001** Collected: 01/03/22 12:40 Received: 01/03/22 17:30 Matrix: Water

| Parameters | Results | Units | Report Limit | MDL | DF | Prepared | Analyzed | CAS No. | Qual |
|---|---|---|---|---|---|---|---|---|---|
| **6020 MET ICPMS** | Analytical Method: EPA 6020B Preparation Method: EPA 3010A<br>Pace Analytical Services - Asheville | | | | | | | | |
| Lead | **2.3J** | ug/L | 5.0 | 0.077 | 1 | 01/04/22 16:50 | 01/05/22 13:47 | 7439-92-1 | |

## REPORT OF LABORATORY ANALYSIS

This report shall not be reproduced, except in full,
without the written consent of Pace Analytical Services, LLC.

**Pace Analytical Services, LLC**
9800 Kincey Ave. Suite 100
Huntersville, NC 28078
(704)875-9092

## ANALYTICAL RESULTS

Project: CPC HUNTERSVILLE
Pace Project No.: 92580645

**Sample: MW-08** **Lab ID: 92580645002** Collected: 01/03/22 13:55 Received: 01/03/22 17:30 Matrix: Water

| Parameters | Results | Units | Report Limit | MDL | DF | Prepared | Analyzed | CAS No. | Qual |
|---|---|---|---|---|---|---|---|---|---|
| **6020 MET ICPMS** | Analytical Method: EPA 6020B Preparation Method: EPA 3010A<br>Pace Analytical Services - Asheville | | | | | | | | |
| Lead | **0.15J** | ug/L | 5.0 | 0.077 | 1 | 01/04/22 16:50 | 01/05/22 13:51 | 7439-92-1 | |

## REPORT OF LABORATORY ANALYSIS

This report shall not be reproduced, except in full,
without the written consent of Pace Analytical Services, LLC.

**Pace Analytical Services, LLC**
9800 Kincey Ave. Suite 100
Huntersville, NC 28078
(704)875-9092

## ANALYTICAL RESULTS

Project: CPC HUNTERSVILLE
Pace Project No.: 92580645

**Sample: MW-45** **Lab ID: 92580645003** Collected: 01/03/22 14:55 Received: 01/03/22 17:30 Matrix: Water

| Parameters | Results | Units | Report Limit | MDL | DF | Prepared | Analyzed | CAS No. | Qual |
|---|---|---|---|---|---|---|---|---|---|
| **6020 MET ICPMS** | Analytical Method: EPA 6020B Preparation Method: EPA 3010A<br>Pace Analytical Services - Asheville | | | | | | | | |
| Lead | ND | ug/L | 5.0 | 0.077 | 1 | 01/04/22 16:50 | 01/05/22 13:54 | 7439-92-1 | |

## REPORT OF LABORATORY ANALYSIS

This report shall not be reproduced, except in full,
without the written consent of Pace Analytical Services, LLC.

**Pace Analytical Services, LLC**
9800 Kincey Ave. Suite 100
Huntersville, NC 28078
(704)875-9092

## ANALYTICAL RESULTS

Project: CPC HUNTERSVILLE
Pace Project No.: 92580645

**Sample: MW-13** **Lab ID: 92580645004** Collected: 01/03/22 15:00 Received: 01/03/22 17:30 Matrix: Water

| Parameters | Results | Units | Report Limit | MDL | DF | Prepared | Analyzed | CAS No. | Qual |
|---|---|---|---|---|---|---|---|---|---|
| **6020 MET ICPMS** | Analytical Method: EPA 6020B Preparation Method: EPA 3010A<br>Pace Analytical Services - Asheville | | | | | | | | |
| Lead | ND | ug/L | 5.0 | 0.077 | 1 | 01/04/22 16:50 | 01/05/22 13:58 | 7439-92-1 | |

## REPORT OF LABORATORY ANALYSIS

This report shall not be reproduced, except in full,
without the written consent of Pace Analytical Services, LLC.

**Pace Analytical Services, LLC**
9800 Kincey Ave. Suite 100
Huntersville, NC 28078
(704)875-9092

## ANALYTICAL RESULTS

Project: CPC HUNTERSVILLE
Pace Project No.: 92580645

**Sample: MW-14** **Lab ID: 92580645005** Collected: 01/03/22 15:00 Received: 01/03/22 17:30 Matrix: Water

| Parameters | Results | Units | Report Limit | MDL | DF | Prepared | Analyzed | CAS No. | Qual |
|---|---|---|---|---|---|---|---|---|---|
| **6020 MET ICPMS** | Analytical Method: EPA 6020B Preparation Method: EPA 3010A<br>Pace Analytical Services - Asheville | | | | | | | | |
| Lead | **0.47J** | ug/L | 5.0 | 0.077 | 1 | 01/04/22 16:50 | 01/05/22 14:01 | 7439-92-1 | |

## REPORT OF LABORATORY ANALYSIS

This report shall not be reproduced, except in full,
without the written consent of Pace Analytical Services, LLC.

**Pace Analytical Services, LLC**
9800 Kincey Ave. Suite 100
Huntersville, NC 28078
(704)875-9092

## ANALYTICAL RESULTS

Project: CPC HUNTERSVILLE
Pace Project No.: 92580645

**Sample: DUP-2-20220103** **Lab ID: 92580645006** Collected: 01/03/22 00:00 Received: 01/03/22 17:30 Matrix: Water

| Parameters | Results | Units | Report Limit | MDL | DF | Prepared | Analyzed | CAS No. | Qual |
|---|---|---|---|---|---|---|---|---|---|
| **6020 MET ICPMS** | Analytical Method: EPA 6020B Preparation Method: EPA 3010A<br>Pace Analytical Services - Asheville | | | | | | | | |
| Lead | **1.9J** | ug/L | 5.0 | 0.077 | 1 | 01/04/22 16:50 | 01/05/22 14:05 | 7439-92-1 | |

## REPORT OF LABORATORY ANALYSIS

This report shall not be reproduced, except in full,
without the written consent of Pace Analytical Services, LLC.

**Pace Analytical Services, LLC**
9800 Kincey Ave. Suite 100
Huntersville, NC 28078
(704)875-9092

## ANALYTICAL RESULTS

Project: CPC HUNTERSVILLE
Pace Project No.: 92580645

**Sample: MW-14D** **Lab ID: 92580645007** Collected: 01/03/22 16:20 Received: 01/03/22 17:30 Matrix: Water

| Parameters | Results | Units | Report Limit | MDL | DF | Prepared | Analyzed | CAS No. | Qual |
|---|---|---|---|---|---|---|---|---|---|
| **6020 MET ICPMS** | Analytical Method: EPA 6020B Preparation Method: EPA 3010A<br>Pace Analytical Services - Asheville | | | | | | | | |
| Lead | **0.18J** | ug/L | 5.0 | 0.077 | 1 | 01/04/22 16:50 | 01/05/22 14:09 | 7439-92-1 | |

## REPORT OF LABORATORY ANALYSIS

This report shall not be reproduced, except in full,
without the written consent of Pace Analytical Services, LLC.

**Pace Analytical Services, LLC**
9800 Kincey Ave. Suite 100
Huntersville, NC 28078
(704)875-9092

## ANALYTICAL RESULTS

Project: CPC HUNTERSVILLE
Pace Project No.: 92580645

**Sample: MW-49** **Lab ID: 92580645008** Collected: 01/03/22 16:25 Received: 01/03/22 17:30 Matrix: Water

| Parameters | Results | Units | Report Limit | MDL | DF | Prepared | Analyzed | CAS No. | Qual |
|---|---|---|---|---|---|---|---|---|---|
| **6020 MET ICPMS** | Analytical Method: EPA 6020B Preparation Method: EPA 3010A<br>Pace Analytical Services - Asheville | | | | | | | | |
| Lead | ND | ug/L | 5.0 | 0.077 | 1 | 01/04/22 16:50 | 01/05/22 14:20 | 7439-92-1 | |

## REPORT OF LABORATORY ANALYSIS

This report shall not be reproduced, except in full,
without the written consent of Pace Analytical Services, LLC.

**Pace Analytical Services, LLC**
9800 Kincey Ave. Suite 100
Huntersville, NC 28078
(704)875-9092

## ANALYTICAL RESULTS

Project: CPC HUNTERSVILLE
Pace Project No.: 92580645

**Sample: MW-50** **Lab ID: 92580645009** Collected: 01/03/22 16:15 Received: 01/03/22 17:30 Matrix: Water

| Parameters | Results | Units | Report Limit | MDL | DF | Prepared | Analyzed | CAS No. | Qual |
|---|---|---|---|---|---|---|---|---|---|
| **6020 MET ICPMS** | Analytical Method: EPA 6020B Preparation Method: EPA 3010A<br>Pace Analytical Services - Asheville | | | | | | | | |
| Lead | **0.19J** | ug/L | 5.0 | 0.077 | 1 | 01/04/22 16:50 | 01/05/22 14:23 | 7439-92-1 | |

## REPORT OF LABORATORY ANALYSIS

This report shall not be reproduced, except in full,
without the written consent of Pace Analytical Services, LLC.

**Pace Analytical Services, LLC**
9800 Kincey Ave. Suite 100
Huntersville, NC 28078
(704)875-9092

## ANALYTICAL RESULTS

Project: CPC HUNTERSVILLE
Pace Project No.: 92580645

**Sample: EB-2-20220103** **Lab ID: 92580645010** Collected: 01/03/22 17:00 Received: 01/03/22 17:30 Matrix: Water

| Parameters | Results | Units | Report Limit | MDL | DF | Prepared | Analyzed | CAS No. | Qual |
|---|---|---|---|---|---|---|---|---|---|
| **6020 MET ICPMS** | Analytical Method: EPA 6020B Preparation Method: EPA 3010A<br>Pace Analytical Services - Asheville | | | | | | | | |
| Lead | ND | ug/L | 5.0 | 0.077 | 1 | 01/04/22 16:50 | 01/05/22 14:27 | 7439-92-1 | |

## REPORT OF LABORATORY ANALYSIS

This report shall not be reproduced, except in full,
without the written consent of Pace Analytical Services, LLC.

**Pace Analytical Services, LLC**
9800 Kincey Ave. Suite 100
Huntersville, NC 28078
(704)875-9092

## ANALYTICAL RESULTS

Project: CPC HUNTERSVILLE
Pace Project No.: 92580645

**Sample: EB-1-20220103** **Lab ID: 92580645011** Collected: 01/03/22 16:45 Received: 01/03/22 17:30 Matrix: Water

| Parameters | Results | Units | Report Limit | MDL | DF | Prepared | Analyzed | CAS No. | Qual |
|---|---|---|---|---|---|---|---|---|---|
| **6020 MET ICPMS** | Analytical Method: EPA 6020B Preparation Method: EPA 3010A<br>Pace Analytical Services - Asheville | | | | | | | | |
| Lead | ND | ug/L | 5.0 | 0.077 | 1 | 01/04/22 16:50 | 01/05/22 14:31 | 7439-92-1 | |

## REPORT OF LABORATORY ANALYSIS

This report shall not be reproduced, except in full,
without the written consent of Pace Analytical Services, LLC.

**Pace Analytical Services, LLC**
9800 Kincey Ave. Suite 100
Huntersville, NC 28078
(704)875-9092

## QUALITY CONTROL DATA

Project: CPC HUNTERSVILLE
Pace Project No.: 92580645

QC Batch: 669593
QC Batch Method: EPA 3010A
Analysis Method: EPA 6020B
Analysis Description: 6020 MET
Laboratory: Pace Analytical Services - Asheville
Associated Lab Samples: 92580645001, 92580645002, 92580645003, 92580645004, 92580645005, 92580645006, 92580645007, 92580645008, 92580645009, 92580645010, 92580645011

METHOD BLANK: 3506063 Matrix: Water
Associated Lab Samples: 92580645001, 92580645002, 92580645003, 92580645004, 92580645005, 92580645006, 92580645007, 92580645008, 92580645009, 92580645010, 92580645011

| Parameter | Units | Blank Result | Reporting Limit | MDL | Analyzed | Qualifiers |
|---|---|---|---|---|---|---|
| Lead | ug/L | ND | 5.0 | 0.077 | 01/05/22 12:44 | |

LABORATORY CONTROL SAMPLE: 3506064

| Parameter | Units | Spike Conc. | LCS Result | LCS % Rec | % Rec Limits | Qualifiers |
|---|---|---|---|---|---|---|
| Lead | ug/L | 50 | 49.4 | 99 | 80-120 | |

MATRIX SPIKE & MATRIX SPIKE DUPLICATE: 3506065 3506066

| Parameter | Units | 92580643001 Result | MS Spike Conc. | MSD Spike Conc. | MS Result | MSD Result | MS % Rec | MSD % Rec | % Rec Limits | RPD | Max RPD | Qual |
|---|---|---|---|---|---|---|---|---|---|---|---|---|
| Lead | ug/L | 0.64J | 50 | 50 | 50.0 | 49.4 | 99 | 98 | 75-125 | 1 | 20 | |

**Results presented on this page are in the units indicated by the "Units" column except where an alternate unit is presented to the right of the result.**

## REPORT OF LABORATORY ANALYSIS

This report shall not be reproduced, except in full,
without the written consent of Pace Analytical Services, LLC.

**Pace Analytical Services, LLC**
9800 Kincey Ave. Suite 100
Huntersville, NC 28078
(704)875-9092

# QUALIFIERS

Project: CPC HUNTERSVILLE
Pace Project No.: 92580645

**DEFINITIONS**

DF - Dilution Factor, if reported, represents the factor applied to the reported data due to dilution of the sample aliquot.

ND - Not Detected at or above adjusted reporting limit.

TNTC - Too Numerous To Count

J - Estimated concentration above the adjusted method detection limit and below the adjusted reporting limit.

MDL - Adjusted Method Detection Limit.

PQL - Practical Quantitation Limit.

RL - Reporting Limit - The lowest concentration value that meets project requirements for quantitative data with known precision and bias for a specific analyte in a specific matrix.

S - Surrogate

1,2-Diphenylhydrazine decomposes to and cannot be separated from Azobenzene using Method 8270. The result for each analyte is a combined concentration.

Consistent with EPA guidelines, unrounded data are displayed and have been used to calculate % recovery and RPD values.

LCS(D) - Laboratory Control Sample (Duplicate)

MS(D) - Matrix Spike (Duplicate)

DUP - Sample Duplicate

RPD - Relative Percent Difference

NC - Not Calculable.

SG - Silica Gel - Clean-Up

U - Indicates the compound was analyzed for, but not detected.

Acid preservation may not be appropriate for 2 Chloroethylvinyl ether.

A separate vial preserved to a pH of 4-5 is recommended in SW846 Chapter 4 for the analysis of Acrolein and Acrylonitrile by EPA Method 8260.

N-Nitrosodiphenylamine decomposes and cannot be separated from Diphenylamine using Method 8270. The result reported for each analyte is a combined concentration.

Reported results are not rounded until the final step prior to reporting. Therefore, calculated parameters that are typically reported as "Total" may vary slightly from the sum of the reported component parameters.

Pace Analytical is TNI accredited. Contact your Pace PM for the current list of accredited analytes.

TNI - The NELAC Institute.



This report shall not be reproduced, except in full,
without the written consent of Pace Analytical Services, LLC.

**Pace Analytical Services, LLC**
9800 Kincey Ave. Suite 100
Huntersville, NC 28078
(704)875-9092

## QUALITY CONTROL DATA CROSS REFERENCE TABLE

Project: CPC HUNTERSVILLE
Pace Project No.: 92580645

| Lab ID | Sample ID | QC Batch Method | QC Batch | Analytical Method | Analytical Batch |
|---|---|---|---|---|---|
| **92580645001** | **MW-51** | EPA 3010A | 669593 | EPA 6020B | 669766 |
| **92580645002** | **MW-08** | EPA 3010A | 669593 | EPA 6020B | 669766 |
| **92580645003** | **MW-45** | EPA 3010A | 669593 | EPA 6020B | 669766 |
| **92580645004** | **MW-13** | EPA 3010A | 669593 | EPA 6020B | 669766 |
| **92580645005** | **MW-14** | EPA 3010A | 669593 | EPA 6020B | 669766 |
| **92580645006** | **DUP-2-20220103** | EPA 3010A | 669593 | EPA 6020B | 669766 |
| **92580645007** | **MW-14D** | EPA 3010A | 669593 | EPA 6020B | 669766 |
| **92580645008** | **MW-49** | EPA 3010A | 669593 | EPA 6020B | 669766 |
| **92580645009** | **MW-50** | EPA 3010A | 669593 | EPA 6020B | 669766 |
| **92580645010** | **EB-2-20220103** | EPA 3010A | 669593 | EPA 6020B | 669766 |
| **92580645011** | **EB-1-20220103** | EPA 3010A | 669593 | EPA 6020B | 669766 |



This report shall not be reproduced, except in full,
without the written consent of Pace Analytical Services, LLC.

| Pace Analytical® | Document Name: Sample Condition Upon Receipt (SCUR) | Document Revised: November 15, 2021 Page 1 of 2 |
|---|---|---|
| | Document No.: F-CAR-CS-033-Rev.08 | Issuing Authority: Pace Carolinas Quality Office |

**Laboratory receiving samples:**
Asheville ☐ Eden ☐ Greenwood ☐ Huntersville ☑ Raleigh ☐ Mechanicsville ☐ Atlanta ☐ Kernersville ☐

**Sample Condition Upon Receipt**

**Client Name:** AECOM

**Project #** WO# : 92580645

92580645

**Courier:** ☐ Commercial ☐ Fed Ex ☐ Pace ☐ UPS ☐ USPS ☐ Other:___ ☑ Client

**Custody Seal Present?** ☐ Yes ☑ No **Seals Intact?** ☐ Yes ☐ No

**Date/Initials Person Examining Contents:** MCL 3-22

**Packing Material:** ☐ Bubble Wrap ☑ Bubble Bags ☐ None ☐ Other

**Biological Tissue Frozen?** ☐ Yes ☐ No ☑ N/A

**Thermometer:** ☐ IR Gun ID: 97064 ☑ Wet ☐ Blue ☐ None

**Type of Ice:**

**Cooler Temp:** 5.5 **Correction Factor:** 0 Add/Subtract (°C) ____

**Cooler Temp Corrected (°C):** 5.5

Temp should be above freezing to 6°C
☐ Samples out of temp criteria. Samples on ice, cooling process has begun

**USDA Regulated Soil** ( ☑ N/A, water sample)
Did samples originate in a quarantine zone within the United States: CA, NY, or SC (check maps)? ☐ Yes ☐ No

Did samples originate from a foreign source (internationally, including Hawaii and Puerto Rico)? ☐ Yes ☐ No

| | | | | Comments/Discrepancy: |
|---|---|---|---|---|
| Chain of Custody Present? | ☑ Yes | ☐ No | ☐ N/A | 1. |
| Samples Arrived within Hold Time? | ☑ Yes | ☐ No | ☐ N/A | 2. |
| **Short Hold Time Analysis (<72 hr.)?** | ☐ Yes | ☑ No | ☐ N/A | 3. |
| **Rush Turn Around Time Requested?** | ☑ Yes | ☐ No | ☐ N/A | 4. |
| Sufficient Volume? | ☑ Yes | ☐ No | ☐ N/A | 5. |
| Correct Containers Used? | ☑ Yes | ☐ No | ☐ N/A | 6. |
| -Pace Containers Used? | ☑ Yes | ☐ No | ☐ N/A | |
| Containers Intact? | ☑ Yes | ☐ No | ☐ N/A | 7. |
| Dissolved analysis: Samples Field Filtered? | ☐ Yes | ☐ No | ☑ N/A | 8. |
| Sample Labels Match COC? | ☑ Yes | ☐ No | ☐ N/A | 9. |
| -Includes Date/Time/ID/Analysis Matrix: WT | | | | |
| Headspace in VOA Vials (>5-6mm)? | ☐ Yes | ☑ No | ☐ N/A | 10. |
| Trip Blank Present? | ☑ Yes | ☐ No | ☐ N/A | 11. |
| Trip Blank Custody Seals Present? | ☑ Yes | ☐ No | ☐ N/A | |

**COMMENTS/SAMPLE DISCREPANCY**

**Field Data Required?** ☐ Yes ☐ No

Lot ID of split containers:

**CLIENT NOTIFICATION/RESOLUTION**

Person contacted: _____ Date/Time: _____

**Project Manager SCURF Review:** _____ Date: _____

**Project Manager SRF Review:** _____ Date: _____

***Check mark top half of box if pH and/or dechlorination is verified and within the acceptance range for preservation samples.**

Exceptions: VOA, Coliform, TOC, Oil and Grease, DRO/8015 (water) DOC, LLHg

****Bottom half of box is to list number of bottles**

Project #

WO# : 92580645

PM: BV Due Date: 01/07/22

CLIENT: 92-AECOM CHA

| Item# | BP4U-125 mL Plastic Unpreserved (N/A) (Cl-) | BP3U-250 mL Plastic Unpreserved (N/A) | BP2U-500 mL Plastic Unpreserved (N/A) | BP1U-1 liter Plastic Unpreserved (N/A) | BP4S-125 mL Plastic H2SO4 (pH < 2) (Cl-) | BP3N-250 mL plastic HNO3 (pH < 2) | BP4Z-125 mL Plastic ZN Acetate & NaOH (>9) | BP4B-125 mL Plastic NaOH (pH > 12) (Cl-) | WGFU-Wide-mouthed Glass jar Unpreserved | AG1U-1 liter Amber Unpreserved (N/A) (Cl-) | AG1H-1 liter Amber HCl (pH < 2) | AG3U-250 mL Amber Unpreserved (N/A) (Cl-) | AG1S-1 liter Amber H2SO4 (pH < 2) | AG3S-250 mL Amber H2SO4 (pH < 2) | AG3A(DG3A)-250 mL Amber NH4Cl (N/A)(Cl-) | DG9H-40 mL VOA HCl (N/A) | VG9T-40 mL VOA Na2S2O3 (N/A) | VG9U-40 mL VOA Unpreserved (N/A) | DG9P-40 mL VOA H3PO4 (N/A) | VOAK (3 vials per kit)-5035 kit (N/A) | V/GK (3 vials per kit)-VPH/Gas kit (N/A) | SP5T-125 mL Sterile Plastic (N/A – lab) | SP2T-250 mL Sterile Plastic (N/A – lab) | | BP3A-250 mL Plastic (NH2)2SO4 (9.3-9.7) | AG0U-100 mL Amber Unpreserved vials (N/A) | VSGU-20 mL Scintillation vials (N/A) | DG9U-40 mL Amber Unpreserved vials (N/A) |
|---|---|---|---|---|---|---|---|---|---|---|---|---|---|---|---|---|---|---|---|---|---|---|---|---|---|---|---|---|---|
| 1 | | | | | | 1 | | | | | | | | | | 1 | | | | | | | | | | | | | |
| 2 | | | | | | 1 | | | | | | | | | | 1 | | | | | | | | | | | | | |
| 3 | | | | | | 1 | | | | | | | | | | 1 | | | | | | | | | | | | | |
| 4 | | | | | | 1 | | | | | | | | | | 1 | | | | | | | | | | | | | |
| 5 | | | | | | 1 | | | | | | | | | | 1 | | | | | | | | | | | | | |
| 6 | | | | | | 1 | | | | | | | | | | 1 | | | | | | | | | | | | | |
| 7 | | | | | | | | | | | | | | | | 2 | | | | | | | | | | | | | |
| 8 | | | | | | 1 | | | | | | | | | | 1 | | | | | | | | | | | | | |
| 9 | | | | | | 1 | | | | | | | | | | 1 | | | | | | | | | | | | | |
| 10 | | | | | | 1 | | | | | | | | | | 1 | | | | | | | | | | | | | |
| 11 | | | | | | 1 | | | | | | | | | | 1 | | | | | | | | | | | | | |
| 12 | | | | | | 1 | | | | | | | | | | 1 | | | | | | | | | | | | | |

## pH Adjustment Log for Preserved Samples

| Sample ID | Type of Preservative | pH upon receipt | Date preservation adjusted | Time preservation adjusted | Amount of Preservative added | Lot # |
|---|---|---|---|---|---|---|
| | | | | | | |
| | | | | | | |
| | | | | | | |

Note: Whenever there is a discrepancy affecting North Carolina compliance samples, a copy of this form will be sent to the North Carolina DEHNR Certification Office (i.e. Out of hold, incorrect preservative, out of temp, incorrect containers.

PINK

Pace Analytical
WWW.PACELABS.COM

# CHAIN-OF-CUSTODY / Analytical Request Document

The Chain-of-Custody is a LEGAL DOCUMENT. All relevant fields must be completed accurately.

Submitting a sample via this chain of custody constitutes acknowledgment and acceptance of the Pace Terms and Conditions found at https://info.pacelabs.com/hubfs/pas-standard-terms.pdf.

Page : 1 Of 1

| Section A Required Client Information: | Section B Required Project Information: | Section C Invoice Information: |
|---|---|---|
| Company: AECOM | Report To: Andrew Wreschnig | Attention: |
| Address: 6000 Fairview Road | Copy To: | Company Name: |
| Suite 200, Charlotte, NC 28210 | | Address: |
| Email: andrew.wreschnig@aecom.com | Purchase Order #: | Pace Quote: |
| Phone: (704)522-0330 Fax: | Project Name: CPC Huntersville 60639876 | Pace Project Manager: bonnie.vang@pacelabs.com, |
| Requested Due Date: 3-Day TAT | Project #: | Pace Profile #: 12518-3 |

Regulatory Agency

State / Location: NC

WO#: 92580645

PM: BV Due Date: 01/10/22

CLIENT: 92-AECOM CHA

| ITEM # | SAMPLE ID (One Character per box. (A-Z, 0-9 / , -) Sample Ids must be unique) | MATRIX CODE (see valid codes to left) | SAMPLE TYPE (G=GRAB C=COMP) | COLLECTED START DATE | COLLECTED START TIME | COLLECTED END DATE | COLLECTED END TIME | SAMPLE TEMP AT COLLECTION | # OF CONTAINERS | Unpreserved | H2SO4 | HNO3 | HCl | NaOH | Na2S2O3 | Methanol | Other | Analyses Test Y/N | 6200 | VPH | Lead; Total | Trip BLANK | 2L DI Water | Requested Analysis Filtered (Y/N) | |
|---|---|---|---|---|---|---|---|---|---|---|---|---|---|---|---|---|---|---|---|---|---|---|---|---|---|
| 1 | MW-51 | WT | G | 1/3/22 | 1240 | | | | 8 | | | X | X | | | | | | X | X | X | | | | 001 |
| 2 | MW-08 | WT | G | 1/3/22 | 1355 | | | | 8 | | | X | X | | | | | | X | X | X | | | | 002 |
| 3 | MW-45 | WT | G | 1/3/22 | 1455 | | | | 8 | | | X | X | | | | | | X | X | X | | | | 003 |
| 4 | MW-13 | WT | G | 1/3/22 | 1500 | | | | 8 | | | X | X | | | | | | X | X | X | | | | 004 |
| 5 | MW-14 | WT | G | 1/3/22 | 1500 | | | | 8 | | | X | X | | | | | | X | X | X | | | | 005 |
| 6 | Dup-2-20220103 | WT | G | 1/3/22 | — | | | | 8 | | | X | X | | | | | | X | X | X | | | | 006 |
| 7 | Trip Blank | - | - | - | — | | | | | | | | | | | | | | | | | X | | | |
| 8 | MW-14D | WT | G | 1/3/22 | 1620 | | | | 8 | | | X | X | | | | | | X | X | X | | | | 007 |
| 9 | MW-49 | WT | G | 1/3/22 | 1625 | | | | 8 | | | X | X | | | | | | X | X | X | | | | 008 |
| 10 | MW-50 | WT | G | 1/3/22 | 1615 | | | | 8 | | | X | X | | | | | | X | X | X | | | | 009 |
| 11 | EB-2-20220103 | WT | G | 1/3/22 | 1700 | | | | 8 | | | X | X | | | | | | X | X | X | | | | 010 |
| 12 | EB-1-20220103 | WT | G | 1/3/22 | 1645 | | | | 8 | | | X | X | | | | | | X | X | X | | | | 011 |

| ADDITIONAL COMMENTS | RELINQUISHED BY / AFFILIATION | DATE | TIME | ACCEPTED BY / AFFILIATION | DATE | TIME | SAMPLE CONDITIONS: TEMP in C | Received on Ice (Y/N) | Custody Sealed Cooler (Y/N) | Samples Intact (Y/N) |
|---|---|---|---|---|---|---|---|---|---|---|
| 3-Day TAT | [signature] / AECOM | 01/03/22 | 1730 | MDG Pace HW | 1-3-21 | 1730 | 5.5 | Y | N | Y |
| | | | | | | | | | | |
| | | | | | | | | | | |
| | | | | | | | | | | |

SAMPLER NAME AND SIGNATURE

PRINT Name of SAMPLER: Mike de Kozlowski

SIGNATURE of SAMPLER: [signature] DATE Signed: 01/03/22

**Pace Analytical Services, LLC**
9800 Kincey Ave. Suite 100
Huntersville, NC 28078
(704)875-9092

January 06, 2022

Andrew Wreschnig
AECOM
6000 Fairview Road
Suite 200
Charlotte, NC 28210

RE: Project: CPC HUNTERSVILLE
Pace Project No.: 92580646

Dear Andrew Wreschnig:

Enclosed are the analytical results for sample(s) received by the laboratory on January 03, 2022. The results relate only to the samples included in this report. Results reported herein conform to the applicable TNI/NELAC Standards and the laboratory's Quality Manual, where applicable, unless otherwise noted in the body of the report.

The test results provided in this final report were generated by each of the following laboratories within the Pace Network:

- Pace Analytical Services - Asheville

If you have any questions concerning this report, please feel free to contact me.

Sincerely,

Bonnie Vang
bonnie.vang@pacelabs.com
(704)875-9092
Project Manager

Enclosures

cc: Teresa Amentt Jennings, AECOM
Jeff Morrison, Colonial Pipeline Company



This report shall not be reproduced, except in full,
without the written consent of Pace Analytical Services, LLC.

**Pace Analytical Services, LLC**
9800 Kincey Ave. Suite 100
Huntersville, NC 28078
(704)875-9092

## CERTIFICATIONS

Project: CPC HUNTERSVILLE
Pace Project No.: 92580646

**Pace Analytical Services Asheville**
2225 Riverside Drive, Asheville, NC 28804
Florida/NELAP Certification #: E87648
North Carolina Drinking Water Certification #: 37712
North Carolina Wastewater Certification #: 40
South Carolina Laboratory ID: 99030
South Carolina Certification #: 99030001
Virginia/VELAP Certification #: 460222



This report shall not be reproduced, except in full,
without the written consent of Pace Analytical Services, LLC.

**Pace Analytical Services, LLC**
9800 Kincey Ave. Suite 100
Huntersville, NC 28078
(704)875-9092

## SAMPLE SUMMARY

Project: CPC HUNTERSVILLE
Pace Project No.: 92580646

| Lab ID | Sample ID | Matrix | Date Collected | Date Received |
|---|---|---|---|---|
| **92580646001** | **MW-66** | Water | 01/03/22 12:15 | 01/03/22 17:30 |
| **92580646002** | **MW-67** | Water | 01/03/22 13:25 | 01/03/22 17:30 |
| **92580646003** | **MW-42** | Water | 01/03/22 13:25 | 01/03/22 17:30 |
| **92580646004** | **MW-68** | Water | 01/03/22 14:25 | 01/03/22 17:30 |



This report shall not be reproduced, except in full,
without the written consent of Pace Analytical Services, LLC.

**Pace Analytical Services, LLC**
9800 Kincey Ave. Suite 100
Huntersville, NC 28078
(704)875-9092

## SAMPLE ANALYTE COUNT

Project: CPC HUNTERSVILLE
Pace Project No.: 92580646

| Lab ID | Sample ID | Method | Analysts | Analytes Reported | Laboratory |
|---|---|---|---|---|---|
| **92580646001** | **MW-66** | EPA 6020B | CRW | 1 | PASI-A |
| **92580646002** | **MW-67** | EPA 6020B | CRW | 1 | PASI-A |
| **92580646003** | **MW-42** | EPA 6020B | CRW | 1 | PASI-A |
| **92580646004** | **MW-68** | EPA 6020B | CRW | 1 | PASI-A |

PASI-A = Pace Analytical Services - Asheville



This report shall not be reproduced, except in full,
without the written consent of Pace Analytical Services, LLC.

**Pace Analytical Services, LLC**
9800 Kincey Ave. Suite 100
Huntersville, NC 28078
(704)875-9092

## ANALYTICAL RESULTS

Project: CPC HUNTERSVILLE
Pace Project No.: 92580646

**Sample: MW-66** **Lab ID: 92580646001** Collected: 01/03/22 12:15 Received: 01/03/22 17:30 Matrix: Water

| Parameters | Results | Units | Report Limit | MDL | DF | Prepared | Analyzed | CAS No. | Qual |
|---|---|---|---|---|---|---|---|---|---|
| **6020 MET ICPMS** | Analytical Method: EPA 6020B Preparation Method: EPA 3010A<br>Pace Analytical Services - Asheville | | | | | | | | |
| Lead | **46.9** | ug/L | 25.0 | 0.38 | 5 | 01/04/22 16:50 | 01/05/22 15:00 | 7439-92-1 | |

## REPORT OF LABORATORY ANALYSIS

This report shall not be reproduced, except in full,
without the written consent of Pace Analytical Services, LLC.

**Pace Analytical Services, LLC**
9800 Kincey Ave. Suite 100
Huntersville, NC 28078
(704)875-9092

## ANALYTICAL RESULTS

Project: CPC HUNTERSVILLE
Pace Project No.: 92580646

**Sample: MW-67** **Lab ID: 92580646002** Collected: 01/03/22 13:25 Received: 01/03/22 17:30 Matrix: Water

| Parameters | Results | Units | Report Limit | MDL | DF | Prepared | Analyzed | CAS No. | Qual |
|---|---|---|---|---|---|---|---|---|---|
| **6020 MET ICPMS** | Analytical Method: EPA 6020B Preparation Method: EPA 3010A<br>Pace Analytical Services - Asheville | | | | | | | | |
| Lead | **0.72J** | ug/L | 5.0 | 0.077 | 1 | 01/04/22 16:50 | 01/05/22 15:04 | 7439-92-1 | |

## REPORT OF LABORATORY ANALYSIS

This report shall not be reproduced, except in full,
without the written consent of Pace Analytical Services, LLC.

**Pace Analytical Services, LLC**
9800 Kincey Ave. Suite 100
Huntersville, NC 28078
(704)875-9092

## ANALYTICAL RESULTS

Project: CPC HUNTERSVILLE
Pace Project No.: 92580646

**Sample: MW-42** **Lab ID: 92580646003** Collected: 01/03/22 13:25 Received: 01/03/22 17:30 Matrix: Water

| Parameters | Results | Units | Report Limit | MDL | DF | Prepared | Analyzed | CAS No. | Qual |
|---|---|---|---|---|---|---|---|---|---|
| **6020 MET ICPMS** | Analytical Method: EPA 6020B Preparation Method: EPA 3010A<br>Pace Analytical Services - Asheville | | | | | | | | |
| Lead | ND | ug/L | 5.0 | 0.077 | 1 | 01/04/22 16:50 | 01/05/22 15:22 | 7439-92-1 | |

## REPORT OF LABORATORY ANALYSIS

This report shall not be reproduced, except in full,
without the written consent of Pace Analytical Services, LLC.

**Pace Analytical Services, LLC**
9800 Kincey Ave. Suite 100
Huntersville, NC 28078
(704)875-9092

## ANALYTICAL RESULTS

Project: CPC HUNTERSVILLE
Pace Project No.: 92580646

**Sample: MW-68** **Lab ID: 92580646004** Collected: 01/03/22 14:25 Received: 01/03/22 17:30 Matrix: Water

| Parameters | Results | Units | Report Limit | MDL | DF | Prepared | Analyzed | CAS No. | Qual |
|---|---|---|---|---|---|---|---|---|---|
| **6020 MET ICPMS** | Analytical Method: EPA 6020B Preparation Method: EPA 3010A<br>Pace Analytical Services - Asheville | | | | | | | | |
| Lead | **5.5** | ug/L | 5.0 | 0.077 | 1 | 01/04/22 16:50 | 01/05/22 15:25 | 7439-92-1 | |

## REPORT OF LABORATORY ANALYSIS

This report shall not be reproduced, except in full,
without the written consent of Pace Analytical Services, LLC.

**Pace Analytical Services, LLC**
9800 Kincey Ave. Suite 100
Huntersville, NC 28078
(704)875-9092

## QUALITY CONTROL DATA

Project: CPC HUNTERSVILLE
Pace Project No.: 92580646

QC Batch: 669594 | Analysis Method: EPA 6020B
QC Batch Method: EPA 3010A | Analysis Description: 6020 MET
Laboratory: Pace Analytical Services - Asheville
Associated Lab Samples: 92580646001, 92580646002, 92580646003, 92580646004

METHOD BLANK: 3506067 Matrix: Water
Associated Lab Samples: 92580646001, 92580646002, 92580646003, 92580646004

| Parameter | Units | Blank Result | Reporting Limit | MDL | Analyzed | Qualifiers |
|---|---|---|---|---|---|---|
| Lead | ug/L | ND | 5.0 | 0.077 | 01/05/22 14:53 | |

LABORATORY CONTROL SAMPLE: 3506068

| Parameter | Units | Spike Conc. | LCS Result | LCS % Rec | % Rec Limits | Qualifiers |
|---|---|---|---|---|---|---|
| Lead | ug/L | 50 | 49.2 | 98 | 80-120 | |

MATRIX SPIKE & MATRIX SPIKE DUPLICATE: 3506069 3506070

| Parameter | Units | 92580646002 Result | MS Spike Conc. | MSD Spike Conc. | MS Result | MSD Result | MS % Rec | MSD % Rec | % Rec Limits | RPD | Max RPD | Qual |
|---|---|---|---|---|---|---|---|---|---|---|---|---|
| Lead | ug/L | 0.72J | 50 | 50 | 50.2 | 48.7 | 99 | 96 | 75-125 | 3 | 20 | |

**Results presented on this page are in the units indicated by the "Units" column except where an alternate unit is presented to the right of the result.**

## REPORT OF LABORATORY ANALYSIS

This report shall not be reproduced, except in full,
without the written consent of Pace Analytical Services, LLC.

**Pace Analytical Services, LLC**
9800 Kincey Ave. Suite 100
Huntersville, NC 28078
(704)875-9092

# QUALIFIERS

Project: CPC HUNTERSVILLE
Pace Project No.: 92580646

**DEFINITIONS**

DF - Dilution Factor, if reported, represents the factor applied to the reported data due to dilution of the sample aliquot.

ND - Not Detected at or above adjusted reporting limit.

TNTC - Too Numerous To Count

J - Estimated concentration above the adjusted method detection limit and below the adjusted reporting limit.

MDL - Adjusted Method Detection Limit.

PQL - Practical Quantitation Limit.

RL - Reporting Limit - The lowest concentration value that meets project requirements for quantitative data with known precision and bias for a specific analyte in a specific matrix.

S - Surrogate

1,2-Diphenylhydrazine decomposes to and cannot be separated from Azobenzene using Method 8270. The result for each analyte is a combined concentration.

Consistent with EPA guidelines, unrounded data are displayed and have been used to calculate % recovery and RPD values.

LCS(D) - Laboratory Control Sample (Duplicate)

MS(D) - Matrix Spike (Duplicate)

DUP - Sample Duplicate

RPD - Relative Percent Difference

NC - Not Calculable.

SG - Silica Gel - Clean-Up

U - Indicates the compound was analyzed for, but not detected.

Acid preservation may not be appropriate for 2 Chloroethylvinyl ether.

A separate vial preserved to a pH of 4-5 is recommended in SW846 Chapter 4 for the analysis of Acrolein and Acrylonitrile by EPA Method 8260.

N-Nitrosodiphenylamine decomposes and cannot be separated from Diphenylamine using Method 8270. The result reported for each analyte is a combined concentration.

Reported results are not rounded until the final step prior to reporting. Therefore, calculated parameters that are typically reported as "Total" may vary slightly from the sum of the reported component parameters.

Pace Analytical is TNI accredited. Contact your Pace PM for the current list of accredited analytes.

TNI - The NELAC Institute.



This report shall not be reproduced, except in full,
without the written consent of Pace Analytical Services, LLC.

**Pace Analytical Services, LLC**
9800 Kincey Ave. Suite 100
Huntersville, NC 28078
(704)875-9092

## QUALITY CONTROL DATA CROSS REFERENCE TABLE

Project: CPC HUNTERSVILLE
Pace Project No.: 92580646

| Lab ID | Sample ID | QC Batch Method | QC Batch | Analytical Method | Analytical Batch |
|---|---|---|---|---|---|
| **92580646001** | **MW-66** | EPA 3010A | 669594 | EPA 6020B | 669767 |
| **92580646002** | **MW-67** | EPA 3010A | 669594 | EPA 6020B | 669767 |
| **92580646003** | **MW-42** | EPA 3010A | 669594 | EPA 6020B | 669767 |
| **92580646004** | **MW-68** | EPA 3010A | 669594 | EPA 6020B | 669767 |



This report shall not be reproduced, except in full,
without the written consent of Pace Analytical Services, LLC.

| Pace Analytical | Document Name: Sample Condition Upon Receipt (SCUR) | Document Revised: November 15, 2021 Page 1 of 2 |
|---|---|---|
| | Document No.: F-CAR-CS-033-Rev.08 | Issuing Authority: Pace Carolinas Quality Office |

**Laboratory receiving samples:**
Asheville ☐ Eden ☐ Greenwood ☐ Huntersville ☑ Raleigh ☐ Mechanicsville ☐ Atlanta ☐ Kernersville ☐

**Sample Condition Upon Receipt**

**Client Name:** AECOM

**Project #:** WO# : 92580646

92580646

**Courier:** ☐ Commercial ☐ Fed Ex ☐ Pace ☐ UPS ☐ USPS ☐ Other:____ ☑ Client

**Custody Seal Present?** ☐ Yes ☑ No **Seals Intact?** ☐ Yes ☑ No

**Date/Initials Person Examining Contents:** MJL-3-22

**Packing Material:** ☐ Bubble Wrap ☑ Bubble Bags ☐ None ☐ Other

**Biological Tissue Frozen?** ☐ Yes ☐ No ☑ N/A

**Thermometer:** ☑ IR Gun ID: 92706 ☑ Wet ☐ Blue ☐ None

**Type of Ice:**

**Cooler Temp:** 5.3 **Correction Factor:** Add/Subtract (°C) 0

**Cooler Temp Corrected (°C):** 5.3

Temp should be above freezing to 6°C
☐ Samples out of temp criteria. Samples on ice, cooling process has begun

**USDA Regulated Soil (** ☑ N/A, water sample)

Did samples originate in a quarantine zone within the United States: CA, NY, or SC (check maps)? ☐ Yes ☐ No

Did samples originate from a foreign source (internationally, including Hawaii and Puerto Rico)? ☐ Yes ☐ No

| | | | | Comments/Discrepancy: |
|---|---|---|---|---|
| Chain of Custody Present? | ☑ Yes | ☐ No | ☐ N/A | 1. |
| Samples Arrived within Hold Time? | ☑ Yes | ☐ No | ☐ N/A | 2. |
| Short Hold Time Analysis (<72 hr.)? | ☐ Yes | ☑ No | ☐ N/A | 3. |
| Rush Turn Around Time Requested? | ☑ Yes | ☐ No | ☐ N/A | 4. |
| Sufficient Volume? | ☑ Yes | ☐ No | ☐ N/A | 5. |
| Correct Containers Used? | ☑ Yes | ☐ No | ☐ N/A | 6. |
| -Pace Containers Used? | ☑ Yes | ☐ No | ☐ N/A | |
| Containers Intact? | ☑ Yes | ☐ No | ☐ N/A | 7. |
| Dissolved analysis: Samples Field Filtered? | ☐ Yes | ☐ No | ☑ N/A | 8. |
| Sample Labels Match COC? | ☑ Yes | ☐ No | ☐ N/A | 9. |
| -Includes Date/Time/ID/Analysis Matrix: WT | | | | |
| Headspace in VOA Vials (>5-6mm)? | ☐ Yes | ☑ No | ☐ N/A | 10. |
| Trip Blank Present? | ☑ Yes | ☐ No | ☐ N/A | 11. |
| Trip Blank Custody Seals Present? | ☐ Yes | ☐ No | ☐ N/A | |

**COMMENTS/SAMPLE DISCREPANCY**

**Field Data Required?** ☐ Yes ☐ No

Lot ID of split containers:

**CLIENT NOTIFICATION/RESOLUTION**

Person contacted: _____ Date/Time: _____

**Project Manager SCURF Review:** _____ **Date:** _____

**Project Manager SRF Review:** _____ **Date:** _____

***Check mark top half of box if pH and/or dechlorination is verified and within the acceptance range for preservation samples.**

Exceptions: VOA, Coliform, TOC, Oil and Grease, DRO/8015 (water) DOC, LLHg

****Bottom half of box is to list number of bottles**

Project # WO# : 92580646

PM: BV Due Date: 01/10/22

CLIENT: 92-AECOM CHA

| Item# | BP4U-125 mL Plastic Unpreserved (N/A) (Cl-) | BP3U-250 mL Plastic Unpreserved (N/A) | BP2U-500 mL Plastic Unpreserved (N/A) | BP1U-1 liter Plastic Unpreserved (N/A) | BP4S-125 mL Plastic H2SO4 (pH < 2) (Cl-) | BP3N-250 mL plastic HNO3 (pH < 2) | BP4Z-125 mL Plastic ZN Acetate & NaOH (>9) | BP4B-125 mL Plastic NaOH (pH > 12) (Cl-) | WGFU-Wide-mouthed Glass Jar Unpreserved | AG1U-1 liter Amber Unpreserved (N/A) (Cl-) | AG1H-1 liter Amber HCl (pH < 2) | AG3U-250 mL Amber Unpreserved (N/A) (Cl-) | AG1S-1 liter Amber H2SO4 (pH < 2) | AG3S-250 mL Amber H2SO4 (pH < 2) | AG3A(DG3A)-250 mL Amber NH4Cl (N/A)(Cl-) | DG9H-40 mL VOA HCl (N/A) | VG9T-40 mL VOA Na2S2O3 (N/A) | VG9U-40 mL VOA Unpreserved (N/A) | DG9P-40 mL VOA H3PO4 (N/A) | VOAK (3 vials per kit)-5035 kit (N/A) | V/GK (3 vials per kit)-VPH/Gas kit (N/A) | SP5T-125 mL Sterile Plastic (N/A – lab) | SP2T-250 mL Sterile Plastic (N/A – lab) | | BP3A-250 mL Plastic (NH2)2SO4 (9.3-9.7) | AG0U-100 mL Amber Unpreserved vials (N/A) | VSGU-20 mL Scintillation vials (N/A) | DG9U-40 mL Amber Unpreserved vials (N/A) |
|---|---|---|---|---|---|---|---|---|---|---|---|---|---|---|---|---|---|---|---|---|---|---|---|---|---|---|---|---|---|
| 1 | | | | | | 1 | | | | | | | | | | 7 | | | | | | | | | | | | | |
| 2 | | | | | | 1 | | | | | | | | | | 7 | | | | | | | | | | | | | |
| 3 | | | | | | 1 | | | | | | | | | | 7 | | | | | | | | | | | | | |
| 4 | | | | | | 1 | | | | | | | | | | 7 | | | | | | | | | | | | | |
| 5 | | | | | | | | | | | | | | | | 7 | | | | | | | | | | | | | |
| 6 | | | | | | | | | | | | | | | | 2 | | | | | | | | | | | | | |
| 7 | | | | | | | | | | | | | | | | | | | | | | | | | | | | | |
| 8 | | | | | | | | | | | | | | | | | | | | | | | | | | | | | |
| 9 | | | | | | | | | | | | | | | | | | | | | | | | | | | | | |
| 10 | | | | | | | | | | | | | | | | | | | | | | | | | | | | | |
| 11 | | | | | | | | | | | | | | | | | | | | | | | | | | | | | |
| 12 | | | | | | | | | | | | | | | | | | | | | | | | | | | | | |

## pH Adjustment Log for Preserved Samples

| Sample ID | Type of Preservative | pH upon receipt | Date preservation adjusted | Time preservation adjusted | Amount of Preservative added | Lot # |
|---|---|---|---|---|---|---|
| | | | | | | |
| | | | | | | |
| | | | | | | |

Note: Whenever there is a discrepancy affecting North Carolina compliance samples, a copy of this form will be sent to the North Carolina DEHNR Certification Office (i.e. Out of hold, incorrect preservative, out of temp, incorrect containers.

BLUE

Pace Analytical®
WWW.PACELABS.COM

# CHAIN-OF-CUSTODY / Analytical Request Document

The Chain-of-Custody is a LEGAL DOCUMENT. All relevant fields must be completed accurately.

Submitting a sample via this chain of custody constitutes acknowledgment and acceptance of the Pace Terms and Conditions found at https://info.pacelabs.com/hubfs/pas-standard-terms.pdf.

Page : 1 Of 1

| Section A Required Client Information: | Section B Required Project Information: | Section C Invoice Information: |
|---|---|---|
| Company: AECOM | Report To: Andrew Wreschnig | Attention: |
| Address: 6000 Fairview Road | Copy To: | Company Name: |
| Suite 200, Charlotte, NC 28210 | | Address: |
| Email: andrew.wreschnig@aecom.com | Purchase Order #: | Pace Quote: |
| Phone: (704)522-0330 Fax: | Project Name: CPC Huntersville 60639876 | Pace Project Manager: bonnie.vang@pacelabs.com, |
| Requested Due Date: 3-Day TAT | Project #: | Pace Profile #: 12518-3 |

Regulatory Agency:

State / Location: NC

**WO# : 92580646**

PM: BV Due Date: 01/10/22

CLIENT: 92-AECOM CHA

| ITEM # | SAMPLE ID (One Character per box. (A-Z, 0-9 / , -) Sample Ids must be unique) | MATRIX CODE (see valid codes to left) | SAMPLE TYPE (G=GRAB C=COMP) | COLLECTED START DATE | COLLECTED START TIME | COLLECTED END DATE | COLLECTED END TIME | SAMPLE TEMP AT COLLECTION | # OF CONTAINERS | Unpreserved | H2SO4 | HNO3 | HCl | NaOH | Na2S203 | Methanol | Other | Analyses Test Y/N | 6200 | VPH | Lead; Total | Trip BLANK | 2L DI Water | Requested Analysis Filtered (Y/N) |
|---|---|---|---|---|---|---|---|---|---|---|---|---|---|---|---|---|---|---|---|---|---|---|---|---|
| 1 | MW-66 | WT | G | 1/3/22 | 1215 | | | | 8 | | | X | X | | | | | | X | X | X | | | 001 |
| 2 | MW-67 | WT | G | 1/3/22 | 1325 | | | | 8 | | | X | X | | | | | | X | X | X | | | 002 |
| 3 | MW-42 | WT | G | 1/3/22 | 1325 | | | | 8 | | | X | X | | | | | | X | X | X | | | 003 |
| 4 | MW-68 | WT | G | 1/3/22 | 1425 | | | | 8 | | | X | X | | | | | | X | X | X | | | 004 |
| 5 | FB-2-20220103 | WT | G | 1/3/22 | 1700 | | | | 7 | | | | X | | | | | | X | X | | | | |
| 6 | Trip Blank | WT | G | — | — | | | | | | | | | | | | | | | | | X | | |
| 7 | | | | | | | | | | | | | | | | | | | | | | | | |
| 8 | | | | | | | | | | | | | | | | | | | | | | | | |
| 9 | | | | | | | | | | | | | | | | | | | | | | | | |
| 10 | | | | | | | | | | | | | | | | | | | | | | | | |
| 11 | | | | | | | | | | | | | | | | | | | | | | | | |
| 12 | | | | | | | | | | | | | | | | | | | | | | | | |

| ADDITIONAL COMMENTS | RELINQUISHED BY / AFFILIATION | DATE | TIME | ACCEPTED BY / AFFILIATION | DATE | TIME | SAMPLE CONDITIONS: TEMP in C | Received on Ice (Y/N) | Custody Sealed Cooler (Y/N) | Samples Intact (Y/N) |
|---|---|---|---|---|---|---|---|---|---|---|
| 3-Day TAT | Mike de Kozlowski / AECOM | 01/03/22 | 1730 | MD6 Pace HW | 1-3-21 | 1730 | 5.3 | Y | N | Y |

SAMPLER NAME AND SIGNATURE

PRINT Name of SAMPLER: Mike de Kozlowski

SIGNATURE of SAMPLER: Mike de Kozlowski

DATE Signed: 01/03/22

**Pace Analytical Services, LLC**
9800 Kincey Ave. Suite 100
Huntersville, NC 28078
(704)875-9092

January 06, 2022

Andrew Wreschnig
AECOM
6000 Fairview Road
Suite 200
Charlotte, NC 28210

RE: Project: CPC HUNTERSVILLE
Pace Project No.: 92580647

Dear Andrew Wreschnig:

Enclosed are the analytical results for sample(s) received by the laboratory on January 03, 2022. The results relate only to the samples included in this report. Results reported herein conform to the applicable TNI/NELAC Standards and the laboratory's Quality Manual, where applicable, unless otherwise noted in the body of the report.

The test results provided in this final report were generated by each of the following laboratories within the Pace Network:

- Pace Analytical Services - Charlotte

If you have any questions concerning this report, please feel free to contact me.

Sincerely,

Bonnie Vang
bonnie.vang@pacelabs.com
(704)875-9092
Project Manager

Enclosures

cc: Teresa Amentt Jennings, AECOM
Jeff Morrison, Colonial Pipeline Company



This report shall not be reproduced, except in full,
without the written consent of Pace Analytical Services, LLC.

**Pace Analytical Services, LLC**
9800 Kincey Ave.  Suite 100
Huntersville, NC 28078
(704)875-9092

## CERTIFICATIONS

Project: CPC HUNTERSVILLE
Pace Project No.: 92580647

**Pace Analytical Services Charlotte**

South Carolina Laboratory ID: 99006
9800 Kincey Ave. Ste 100, Huntersville, NC 28078
North Carolina Drinking Water Certification #: 37706
North Carolina Field Services Certification #: 5342
North Carolina Wastewater Certification #: 12
South Carolina Laboratory ID: 99006
South Carolina Certification #: 99006001
South Carolina Drinking Water Cert. #: 99006003
Florida/NELAP Certification #: E87627
Kentucky UST Certification #: 84
Louisiana DoH Drinking Water #: LA029
Virginia/VELAP Certification #: 460221



This report shall not be reproduced, except in full,
without the written consent of Pace Analytical Services, LLC.

**Pace Analytical Services, LLC**
9800 Kincey Ave. Suite 100
Huntersville, NC 28078
(704)875-9092

## SAMPLE SUMMARY

Project: CPC HUNTERSVILLE
Pace Project No.: 92580647

| Lab ID | Sample ID | Matrix | Date Collected | Date Received |
|---|---|---|---|---|
| **92580647001** | **MW-66** | Water | 01/03/22 12:15 | 01/03/22 17:30 |
| **92580647002** | **MW-67** | Water | 01/03/22 13:25 | 01/03/22 17:30 |
| **92580647003** | **MW-42** | Water | 01/03/22 13:25 | 01/03/22 17:30 |
| **92580647004** | **MW-68** | Water | 01/03/22 14:25 | 01/03/22 17:30 |
| **92580647005** | **FB-2-20220103** | Water | 01/03/22 17:00 | 01/03/22 17:30 |
| **92580647006** | **TRIP BLANK** | Water | 01/03/22 00:00 | 01/03/22 17:30 |



This report shall not be reproduced, except in full,
without the written consent of Pace Analytical Services, LLC.

**Pace Analytical Services, LLC**
9800 Kincey Ave. Suite 100
Huntersville, NC 28078
(704)875-9092

## SAMPLE ANALYTE COUNT

Project: CPC HUNTERSVILLE
Pace Project No.: 92580647

| Lab ID | Sample ID | Method | Analysts | Analytes Reported | Laboratory |
|---|---|---|---|---|---|
| **92580647001** | **MW-66** | MADEP VPH | MAD | 6 | PASI-C |
| | | SM 6200B | CL | 63 | PASI-C |
| **92580647002** | **MW-67** | MADEP VPH | MAD | 6 | PASI-C |
| | | SM 6200B | CL | 63 | PASI-C |
| **92580647003** | **MW-42** | MADEP VPH | MAD | 6 | PASI-C |
| | | SM 6200B | CL | 63 | PASI-C |
| **92580647004** | **MW-68** | MADEP VPH | MAD | 6 | PASI-C |
| | | SM 6200B | CL | 63 | PASI-C |
| **92580647005** | **FB-2-20220103** | MADEP VPH | MAD | 6 | PASI-C |
| | | SM 6200B | CL | 63 | PASI-C |
| **92580647006** | **TRIP BLANK** | SM 6200B | CL | 63 | PASI-C |

PASI-C = Pace Analytical Services - Charlotte



This report shall not be reproduced, except in full,
without the written consent of Pace Analytical Services, LLC.

**Pace Analytical Services, LLC**
9800 Kincey Ave. Suite 100
Huntersville, NC 28078
(704)875-9092

## ANALYTICAL RESULTS

Project: CPC HUNTERSVILLE
Pace Project No.: 92580647

**Sample: MW-66** **Lab ID: 92580647001** Collected: 01/03/22 12:15 Received: 01/03/22 17:30 Matrix: Water

| Parameters | Results | Units | Report Limit | MDL | DF | Prepared | Analyzed | CAS No. | Qual |
|---|---|---|---|---|---|---|---|---|---|
| **VPH NC Water** | Analytical Method: MADEP VPH<br>Pace Analytical Services - Charlotte | | | | | | | | |
| Total VPH (C5-C12) | ND | ug/L | 50.0 | 50.0 | 1 | | 01/06/22 04:51 | | N2 |
| Aliphatic (C05-C08) | ND | ug/L | 50.0 | 50.0 | 1 | | 01/06/22 04:51 | | N2 |
| Aliphatic(C09-C12) Adjusted | ND | ug/L | 50.0 | 50.0 | 1 | | 01/06/22 04:51 | | N2 |
| Aromatic (C09-C10) | ND | ug/L | 50.0 | 50.0 | 1 | | 01/06/22 04:51 | | N2 |
| ***Surrogates*** | | | | | | | | | |
| 4-Bromofluorobenzene (FID) (S) | 96 | % | 70-130 | | 1 | | 01/06/22 04:51 | 460-00-4 | |
| 4-Bromofluorobenzene (PID) (S) | 79 | % | 70-130 | | 1 | | 01/06/22 04:51 | 460-00-4 | |
| **6200B MSV** | Analytical Method: SM 6200B<br>Pace Analytical Services - Charlotte | | | | | | | | |
| Benzene | ND | ug/L | 0.50 | 0.34 | 1 | | 01/04/22 20:57 | 71-43-2 | |
| Bromobenzene | ND | ug/L | 0.50 | 0.29 | 1 | | 01/04/22 20:57 | 108-86-1 | |
| Bromochloromethane | ND | ug/L | 0.50 | 0.47 | 1 | | 01/04/22 20:57 | 74-97-5 | |
| Bromodichloromethane | **1.5** | ug/L | 0.50 | 0.31 | 1 | | 01/04/22 20:57 | 75-27-4 | |
| Bromoform | ND | ug/L | 0.50 | 0.34 | 1 | | 01/04/22 20:57 | 75-25-2 | |
| Bromomethane | ND | ug/L | 5.0 | 1.7 | 1 | | 01/04/22 20:57 | 74-83-9 | |
| n-Butylbenzene | ND | ug/L | 0.50 | 0.49 | 1 | | 01/04/22 20:57 | 104-51-8 | |
| sec-Butylbenzene | ND | ug/L | 0.50 | 0.40 | 1 | | 01/04/22 20:57 | 135-98-8 | |
| tert-Butylbenzene | ND | ug/L | 0.50 | 0.32 | 1 | | 01/04/22 20:57 | 98-06-6 | |
| Carbon tetrachloride | ND | ug/L | 0.50 | 0.33 | 1 | | 01/04/22 20:57 | 56-23-5 | |
| Chlorobenzene | ND | ug/L | 0.50 | 0.28 | 1 | | 01/04/22 20:57 | 108-90-7 | |
| Chloroethane | ND | ug/L | 1.0 | 0.65 | 1 | | 01/04/22 20:57 | 75-00-3 | |
| Chloroform | **7.4** | ug/L | 0.50 | 0.35 | 1 | | 01/04/22 20:57 | 67-66-3 | |
| Chloromethane | ND | ug/L | 1.0 | 0.54 | 1 | | 01/04/22 20:57 | 74-87-3 | |
| 2-Chlorotoluene | ND | ug/L | 0.50 | 0.32 | 1 | | 01/04/22 20:57 | 95-49-8 | |
| 4-Chlorotoluene | ND | ug/L | 0.50 | 0.32 | 1 | | 01/04/22 20:57 | 106-43-4 | |
| 1,2-Dibromo-3-chloropropane | ND | ug/L | 1.0 | 0.34 | 1 | | 01/04/22 20:57 | 96-12-8 | |
| Dibromochloromethane | ND | ug/L | 0.50 | 0.36 | 1 | | 01/04/22 20:57 | 124-48-1 | |
| 1,2-Dibromoethane (EDB) | ND | ug/L | 0.50 | 0.27 | 1 | | 01/04/22 20:57 | 106-93-4 | |
| Dibromomethane | ND | ug/L | 0.50 | 0.39 | 1 | | 01/04/22 20:57 | 74-95-3 | |
| 1,2-Dichlorobenzene | ND | ug/L | 0.50 | 0.34 | 1 | | 01/04/22 20:57 | 95-50-1 | |
| 1,3-Dichlorobenzene | ND | ug/L | 0.50 | 0.34 | 1 | | 01/04/22 20:57 | 541-73-1 | |
| 1,4-Dichlorobenzene | ND | ug/L | 0.50 | 0.33 | 1 | | 01/04/22 20:57 | 106-46-7 | |
| Dichlorodifluoromethane | ND | ug/L | 0.50 | 0.35 | 1 | | 01/04/22 20:57 | 75-71-8 | |
| 1,1-Dichloroethane | ND | ug/L | 0.50 | 0.37 | 1 | | 01/04/22 20:57 | 75-34-3 | |
| 1,2-Dichloroethane | ND | ug/L | 0.50 | 0.32 | 1 | | 01/04/22 20:57 | 107-06-2 | |
| 1,1-Dichloroethene | ND | ug/L | 0.50 | 0.35 | 1 | | 01/04/22 20:57 | 75-35-4 | |
| cis-1,2-Dichloroethene | ND | ug/L | 0.50 | 0.38 | 1 | | 01/04/22 20:57 | 156-59-2 | |
| trans-1,2-Dichloroethene | ND | ug/L | 0.50 | 0.40 | 1 | | 01/04/22 20:57 | 156-60-5 | |
| 1,2-Dichloropropane | ND | ug/L | 0.50 | 0.36 | 1 | | 01/04/22 20:57 | 78-87-5 | |
| 1,3-Dichloropropane | ND | ug/L | 0.50 | 0.28 | 1 | | 01/04/22 20:57 | 142-28-9 | |
| 2,2-Dichloropropane | ND | ug/L | 0.50 | 0.39 | 1 | | 01/04/22 20:57 | 594-20-7 | |
| 1,1-Dichloropropene | ND | ug/L | 0.50 | 0.43 | 1 | | 01/04/22 20:57 | 563-58-6 | |
| cis-1,3-Dichloropropene | ND | ug/L | 0.50 | 0.36 | 1 | | 01/04/22 20:57 | 10061-01-5 | |
| trans-1,3-Dichloropropene | ND | ug/L | 0.50 | 0.36 | 1 | | 01/04/22 20:57 | 10061-02-6 | |

## REPORT OF LABORATORY ANALYSIS

This report shall not be reproduced, except in full,
without the written consent of Pace Analytical Services, LLC.

**Pace Analytical Services, LLC**
9800 Kincey Ave. Suite 100
Huntersville, NC 28078
(704)875-9092

## ANALYTICAL RESULTS

Project: CPC HUNTERSVILLE
Pace Project No.: 92580647

**Sample: MW-66** **Lab ID: 92580647001** Collected: 01/03/22 12:15 Received: 01/03/22 17:30 Matrix: Water

| Parameters | Results | Units | Report Limit | MDL | DF | Prepared | Analyzed | CAS No. | Qual |
|---|---|---|---|---|---|---|---|---|---|
| **6200B MSV** | Analytical Method: SM 6200B<br>Pace Analytical Services - Charlotte | | | | | | | | |
| Diisopropyl ether | ND | ug/L | 0.50 | 0.31 | 1 | | 01/04/22 20:57 | 108-20-3 | |
| Ethylbenzene | ND | ug/L | 0.50 | 0.30 | 1 | | 01/04/22 20:57 | 100-41-4 | |
| Hexachloro-1,3-butadiene | ND | ug/L | 2.0 | 1.5 | 1 | | 01/04/22 20:57 | 87-68-3 | |
| Isopropylbenzene (Cumene) | ND | ug/L | 0.50 | 0.33 | 1 | | 01/04/22 20:57 | 98-82-8 | |
| Methylene Chloride | ND | ug/L | 2.0 | 2.0 | 1 | | 01/04/22 20:57 | 75-09-2 | |
| Methyl-tert-butyl ether | ND | ug/L | 0.50 | 0.42 | 1 | | 01/04/22 20:57 | 1634-04-4 | |
| Naphthalene | ND | ug/L | 2.0 | 0.64 | 1 | | 01/04/22 20:57 | 91-20-3 | |
| n-Propylbenzene | ND | ug/L | 0.50 | 0.34 | 1 | | 01/04/22 20:57 | 103-65-1 | |
| Styrene | ND | ug/L | 0.50 | 0.29 | 1 | | 01/04/22 20:57 | 100-42-5 | |
| 1,1,1,2-Tetrachloroethane | ND | ug/L | 0.50 | 0.31 | 1 | | 01/04/22 20:57 | 630-20-6 | |
| 1,1,2,2-Tetrachloroethane | ND | ug/L | 0.50 | 0.22 | 1 | | 01/04/22 20:57 | 79-34-5 | |
| Tetrachloroethene | ND | ug/L | 0.50 | 0.29 | 1 | | 01/04/22 20:57 | 127-18-4 | |
| Toluene | ND | ug/L | 0.50 | 0.48 | 1 | | 01/04/22 20:57 | 108-88-3 | |
| 1,2,3-Trichlorobenzene | ND | ug/L | 2.0 | 0.81 | 1 | | 01/04/22 20:57 | 87-61-6 | |
| 1,2,4-Trichlorobenzene | ND | ug/L | 2.0 | 0.64 | 1 | | 01/04/22 20:57 | 120-82-1 | |
| 1,1,1-Trichloroethane | ND | ug/L | 0.50 | 0.33 | 1 | | 01/04/22 20:57 | 71-55-6 | |
| 1,1,2-Trichloroethane | ND | ug/L | 0.50 | 0.32 | 1 | | 01/04/22 20:57 | 79-00-5 | |
| Trichloroethene | ND | ug/L | 0.50 | 0.38 | 1 | | 01/04/22 20:57 | 79-01-6 | |
| Trichlorofluoromethane | ND | ug/L | 1.0 | 0.30 | 1 | | 01/04/22 20:57 | 75-69-4 | |
| 1,2,3-Trichloropropane | ND | ug/L | 0.50 | 0.26 | 1 | | 01/04/22 20:57 | 96-18-4 | |
| 1,2,4-Trimethylbenzene | ND | ug/L | 0.50 | 0.50 | 1 | | 01/04/22 20:57 | 95-63-6 | |
| 1,3,5-Trimethylbenzene | ND | ug/L | 0.50 | 0.33 | 1 | | 01/04/22 20:57 | 108-67-8 | |
| Vinyl chloride | ND | ug/L | 1.0 | 0.39 | 1 | | 01/04/22 20:57 | 75-01-4 | |
| m&p-Xylene | ND | ug/L | 1.0 | 0.71 | 1 | | 01/04/22 20:57 | 179601-23-1 | |
| o-Xylene | ND | ug/L | 0.50 | 0.34 | 1 | | 01/04/22 20:57 | 95-47-6 | |
| ***Surrogates*** | | | | | | | | | |
| 1,2-Dichloroethane-d4 (S) | 92 | % | 70-130 | | 1 | | 01/04/22 20:57 | 17060-07-0 | |
| 4-Bromofluorobenzene (S) | 105 | % | 70-130 | | 1 | | 01/04/22 20:57 | 460-00-4 | |
| Toluene-d8 (S) | 111 | % | 70-130 | | 1 | | 01/04/22 20:57 | 2037-26-5 | |

## REPORT OF LABORATORY ANALYSIS

This report shall not be reproduced, except in full,
without the written consent of Pace Analytical Services, LLC.

**Pace Analytical Services, LLC**
9800 Kincey Ave. Suite 100
Huntersville, NC 28078
(704)875-9092

## ANALYTICAL RESULTS

Project: CPC HUNTERSVILLE
Pace Project No.: 92580647

**Sample: MW-67** **Lab ID: 92580647002** Collected: 01/03/22 13:25 Received: 01/03/22 17:30 Matrix: Water

| Parameters | Results | Units | Report Limit | MDL | DF | Prepared | Analyzed | CAS No. | Qual |
|---|---|---|---|---|---|---|---|---|---|
| **VPH NC Water** | Analytical Method: MADEP VPH<br>Pace Analytical Services - Charlotte | | | | | | | | |
| Total VPH (C5-C12) | ND | ug/L | 50.0 | 50.0 | 1 | | 01/06/22 06:17 | | N2 |
| Aliphatic (C05-C08) | ND | ug/L | 50.0 | 50.0 | 1 | | 01/06/22 06:17 | | N2 |
| Aliphatic(C09-C12) Adjusted | ND | ug/L | 50.0 | 50.0 | 1 | | 01/06/22 06:17 | | N2 |
| Aromatic (C09-C10) | ND | ug/L | 50.0 | 50.0 | 1 | | 01/06/22 06:17 | | N2 |
| ***Surrogates*** | | | | | | | | | |
| 4-Bromofluorobenzene (FID) (S) | 99 | % | 70-130 | | 1 | | 01/06/22 06:17 | 460-00-4 | |
| 4-Bromofluorobenzene (PID) (S) | 83 | % | 70-130 | | 1 | | 01/06/22 06:17 | 460-00-4 | |
| **6200B MSV** | Analytical Method: SM 6200B<br>Pace Analytical Services - Charlotte | | | | | | | | |
| Benzene | ND | ug/L | 0.50 | 0.34 | 1 | | 01/04/22 21:14 | 71-43-2 | |
| Bromobenzene | ND | ug/L | 0.50 | 0.29 | 1 | | 01/04/22 21:14 | 108-86-1 | |
| Bromochloromethane | ND | ug/L | 0.50 | 0.47 | 1 | | 01/04/22 21:14 | 74-97-5 | |
| Bromodichloromethane | ND | ug/L | 0.50 | 0.31 | 1 | | 01/04/22 21:14 | 75-27-4 | |
| Bromoform | ND | ug/L | 0.50 | 0.34 | 1 | | 01/04/22 21:14 | 75-25-2 | |
| Bromomethane | ND | ug/L | 5.0 | 1.7 | 1 | | 01/04/22 21:14 | 74-83-9 | |
| n-Butylbenzene | ND | ug/L | 0.50 | 0.49 | 1 | | 01/04/22 21:14 | 104-51-8 | |
| sec-Butylbenzene | ND | ug/L | 0.50 | 0.40 | 1 | | 01/04/22 21:14 | 135-98-8 | |
| tert-Butylbenzene | ND | ug/L | 0.50 | 0.32 | 1 | | 01/04/22 21:14 | 98-06-6 | |
| Carbon tetrachloride | ND | ug/L | 0.50 | 0.33 | 1 | | 01/04/22 21:14 | 56-23-5 | |
| Chlorobenzene | ND | ug/L | 0.50 | 0.28 | 1 | | 01/04/22 21:14 | 108-90-7 | |
| Chloroethane | ND | ug/L | 1.0 | 0.65 | 1 | | 01/04/22 21:14 | 75-00-3 | |
| Chloroform | ND | ug/L | 0.50 | 0.35 | 1 | | 01/04/22 21:14 | 67-66-3 | |
| Chloromethane | ND | ug/L | 1.0 | 0.54 | 1 | | 01/04/22 21:14 | 74-87-3 | |
| 2-Chlorotoluene | ND | ug/L | 0.50 | 0.32 | 1 | | 01/04/22 21:14 | 95-49-8 | |
| 4-Chlorotoluene | ND | ug/L | 0.50 | 0.32 | 1 | | 01/04/22 21:14 | 106-43-4 | |
| 1,2-Dibromo-3-chloropropane | ND | ug/L | 1.0 | 0.34 | 1 | | 01/04/22 21:14 | 96-12-8 | |
| Dibromochloromethane | ND | ug/L | 0.50 | 0.36 | 1 | | 01/04/22 21:14 | 124-48-1 | |
| 1,2-Dibromoethane (EDB) | ND | ug/L | 0.50 | 0.27 | 1 | | 01/04/22 21:14 | 106-93-4 | |
| Dibromomethane | ND | ug/L | 0.50 | 0.39 | 1 | | 01/04/22 21:14 | 74-95-3 | |
| 1,2-Dichlorobenzene | ND | ug/L | 0.50 | 0.34 | 1 | | 01/04/22 21:14 | 95-50-1 | |
| 1,3-Dichlorobenzene | ND | ug/L | 0.50 | 0.34 | 1 | | 01/04/22 21:14 | 541-73-1 | |
| 1,4-Dichlorobenzene | ND | ug/L | 0.50 | 0.33 | 1 | | 01/04/22 21:14 | 106-46-7 | |
| Dichlorodifluoromethane | ND | ug/L | 0.50 | 0.35 | 1 | | 01/04/22 21:14 | 75-71-8 | |
| 1,1-Dichloroethane | ND | ug/L | 0.50 | 0.37 | 1 | | 01/04/22 21:14 | 75-34-3 | |
| 1,2-Dichloroethane | ND | ug/L | 0.50 | 0.32 | 1 | | 01/04/22 21:14 | 107-06-2 | |
| 1,1-Dichloroethene | ND | ug/L | 0.50 | 0.35 | 1 | | 01/04/22 21:14 | 75-35-4 | |
| cis-1,2-Dichloroethene | ND | ug/L | 0.50 | 0.38 | 1 | | 01/04/22 21:14 | 156-59-2 | |
| trans-1,2-Dichloroethene | ND | ug/L | 0.50 | 0.40 | 1 | | 01/04/22 21:14 | 156-60-5 | |
| 1,2-Dichloropropane | ND | ug/L | 0.50 | 0.36 | 1 | | 01/04/22 21:14 | 78-87-5 | |
| 1,3-Dichloropropane | ND | ug/L | 0.50 | 0.28 | 1 | | 01/04/22 21:14 | 142-28-9 | |
| 2,2-Dichloropropane | ND | ug/L | 0.50 | 0.39 | 1 | | 01/04/22 21:14 | 594-20-7 | |
| 1,1-Dichloropropene | ND | ug/L | 0.50 | 0.43 | 1 | | 01/04/22 21:14 | 563-58-6 | |
| cis-1,3-Dichloropropene | ND | ug/L | 0.50 | 0.36 | 1 | | 01/04/22 21:14 | 10061-01-5 | |
| trans-1,3-Dichloropropene | ND | ug/L | 0.50 | 0.36 | 1 | | 01/04/22 21:14 | 10061-02-6 | |

## REPORT OF LABORATORY ANALYSIS

This report shall not be reproduced, except in full,
without the written consent of Pace Analytical Services, LLC.

**Pace Analytical Services, LLC**
9800 Kincey Ave. Suite 100
Huntersville, NC 28078
(704)875-9092

## ANALYTICAL RESULTS

Project: CPC HUNTERSVILLE
Pace Project No.: 92580647

**Sample: MW-67** **Lab ID: 92580647002** Collected: 01/03/22 13:25 Received: 01/03/22 17:30 Matrix: Water

| Parameters | Results | Units | Report Limit | MDL | DF | Prepared | Analyzed | CAS No. | Qual |
|---|---|---|---|---|---|---|---|---|---|
| **6200B MSV** | Analytical Method: SM 6200B<br>Pace Analytical Services - Charlotte | | | | | | | | |
| Diisopropyl ether | ND | ug/L | 0.50 | 0.31 | 1 | | 01/04/22 21:14 | 108-20-3 | |
| Ethylbenzene | ND | ug/L | 0.50 | 0.30 | 1 | | 01/04/22 21:14 | 100-41-4 | |
| Hexachloro-1,3-butadiene | ND | ug/L | 2.0 | 1.5 | 1 | | 01/04/22 21:14 | 87-68-3 | |
| Isopropylbenzene (Cumene) | ND | ug/L | 0.50 | 0.33 | 1 | | 01/04/22 21:14 | 98-82-8 | |
| Methylene Chloride | ND | ug/L | 2.0 | 2.0 | 1 | | 01/04/22 21:14 | 75-09-2 | |
| Methyl-tert-butyl ether | ND | ug/L | 0.50 | 0.42 | 1 | | 01/04/22 21:14 | 1634-04-4 | |
| Naphthalene | ND | ug/L | 2.0 | 0.64 | 1 | | 01/04/22 21:14 | 91-20-3 | |
| n-Propylbenzene | ND | ug/L | 0.50 | 0.34 | 1 | | 01/04/22 21:14 | 103-65-1 | |
| Styrene | ND | ug/L | 0.50 | 0.29 | 1 | | 01/04/22 21:14 | 100-42-5 | |
| 1,1,1,2-Tetrachloroethane | ND | ug/L | 0.50 | 0.31 | 1 | | 01/04/22 21:14 | 630-20-6 | |
| 1,1,2,2-Tetrachloroethane | ND | ug/L | 0.50 | 0.22 | 1 | | 01/04/22 21:14 | 79-34-5 | |
| Tetrachloroethene | ND | ug/L | 0.50 | 0.29 | 1 | | 01/04/22 21:14 | 127-18-4 | |
| Toluene | ND | ug/L | 0.50 | 0.48 | 1 | | 01/04/22 21:14 | 108-88-3 | |
| 1,2,3-Trichlorobenzene | ND | ug/L | 2.0 | 0.81 | 1 | | 01/04/22 21:14 | 87-61-6 | |
| 1,2,4-Trichlorobenzene | ND | ug/L | 2.0 | 0.64 | 1 | | 01/04/22 21:14 | 120-82-1 | |
| 1,1,1-Trichloroethane | ND | ug/L | 0.50 | 0.33 | 1 | | 01/04/22 21:14 | 71-55-6 | |
| 1,1,2-Trichloroethane | ND | ug/L | 0.50 | 0.32 | 1 | | 01/04/22 21:14 | 79-00-5 | |
| Trichloroethene | ND | ug/L | 0.50 | 0.38 | 1 | | 01/04/22 21:14 | 79-01-6 | |
| Trichlorofluoromethane | ND | ug/L | 1.0 | 0.30 | 1 | | 01/04/22 21:14 | 75-69-4 | |
| 1,2,3-Trichloropropane | ND | ug/L | 0.50 | 0.26 | 1 | | 01/04/22 21:14 | 96-18-4 | |
| 1,2,4-Trimethylbenzene | ND | ug/L | 0.50 | 0.50 | 1 | | 01/04/22 21:14 | 95-63-6 | |
| 1,3,5-Trimethylbenzene | ND | ug/L | 0.50 | 0.33 | 1 | | 01/04/22 21:14 | 108-67-8 | |
| Vinyl chloride | ND | ug/L | 1.0 | 0.39 | 1 | | 01/04/22 21:14 | 75-01-4 | |
| m&p-Xylene | ND | ug/L | 1.0 | 0.71 | 1 | | 01/04/22 21:14 | 179601-23-1 | |
| o-Xylene | ND | ug/L | 0.50 | 0.34 | 1 | | 01/04/22 21:14 | 95-47-6 | |
| ***Surrogates*** | | | | | | | | | |
| 1,2-Dichloroethane-d4 (S) | 95 | % | 70-130 | | 1 | | 01/04/22 21:14 | 17060-07-0 | |
| 4-Bromofluorobenzene (S) | 103 | % | 70-130 | | 1 | | 01/04/22 21:14 | 460-00-4 | |
| Toluene-d8 (S) | 108 | % | 70-130 | | 1 | | 01/04/22 21:14 | 2037-26-5 | |

## REPORT OF LABORATORY ANALYSIS

This report shall not be reproduced, except in full,
without the written consent of Pace Analytical Services, LLC.

**Pace Analytical Services, LLC**
9800 Kincey Ave. Suite 100
Huntersville, NC 28078
(704)875-9092

## ANALYTICAL RESULTS

Project: CPC HUNTERSVILLE
Pace Project No.: 92580647

**Sample: MW-42** **Lab ID: 92580647003** Collected: 01/03/22 13:25 Received: 01/03/22 17:30 Matrix: Water

| Parameters | Results | Units | Report Limit | MDL | DF | Prepared | Analyzed | CAS No. | Qual |
|---|---|---|---|---|---|---|---|---|---|
| **VPH NC Water** | Analytical Method: MADEP VPH<br>Pace Analytical Services - Charlotte | | | | | | | | |
| Total VPH (C5-C12) | ND | ug/L | 50.0 | 50.0 | 1 | | 01/06/22 06:45 | | N2 |
| Aliphatic (C05-C08) | ND | ug/L | 50.0 | 50.0 | 1 | | 01/06/22 06:45 | | N2 |
| Aliphatic(C09-C12) Adjusted | ND | ug/L | 50.0 | 50.0 | 1 | | 01/06/22 06:45 | | N2 |
| Aromatic (C09-C10) | ND | ug/L | 50.0 | 50.0 | 1 | | 01/06/22 06:45 | | N2 |
| ***Surrogates*** | | | | | | | | | |
| 4-Bromofluorobenzene (FID) (S) | 97 | % | 70-130 | | 1 | | 01/06/22 06:45 | 460-00-4 | |
| 4-Bromofluorobenzene (PID) (S) | 79 | % | 70-130 | | 1 | | 01/06/22 06:45 | 460-00-4 | |
| **6200B MSV** | Analytical Method: SM 6200B<br>Pace Analytical Services - Charlotte | | | | | | | | |
| Benzene | ND | ug/L | 0.50 | 0.34 | 1 | | 01/04/22 19:00 | 71-43-2 | |
| Bromobenzene | ND | ug/L | 0.50 | 0.29 | 1 | | 01/04/22 19:00 | 108-86-1 | |
| Bromochloromethane | ND | ug/L | 0.50 | 0.47 | 1 | | 01/04/22 19:00 | 74-97-5 | |
| Bromodichloromethane | ND | ug/L | 0.50 | 0.31 | 1 | | 01/04/22 19:00 | 75-27-4 | |
| Bromoform | ND | ug/L | 0.50 | 0.34 | 1 | | 01/04/22 19:00 | 75-25-2 | |
| Bromomethane | ND | ug/L | 5.0 | 1.7 | 1 | | 01/04/22 19:00 | 74-83-9 | |
| n-Butylbenzene | ND | ug/L | 0.50 | 0.49 | 1 | | 01/04/22 19:00 | 104-51-8 | |
| sec-Butylbenzene | ND | ug/L | 0.50 | 0.40 | 1 | | 01/04/22 19:00 | 135-98-8 | |
| tert-Butylbenzene | ND | ug/L | 0.50 | 0.32 | 1 | | 01/04/22 19:00 | 98-06-6 | |
| Carbon tetrachloride | ND | ug/L | 0.50 | 0.33 | 1 | | 01/04/22 19:00 | 56-23-5 | |
| Chlorobenzene | ND | ug/L | 0.50 | 0.28 | 1 | | 01/04/22 19:00 | 108-90-7 | |
| Chloroethane | ND | ug/L | 1.0 | 0.65 | 1 | | 01/04/22 19:00 | 75-00-3 | M1 |
| Chloroform | **0.46J** | ug/L | 0.50 | 0.35 | 1 | | 01/04/22 19:00 | 67-66-3 | |
| Chloromethane | ND | ug/L | 1.0 | 0.54 | 1 | | 01/04/22 19:00 | 74-87-3 | |
| 2-Chlorotoluene | ND | ug/L | 0.50 | 0.32 | 1 | | 01/04/22 19:00 | 95-49-8 | |
| 4-Chlorotoluene | ND | ug/L | 0.50 | 0.32 | 1 | | 01/04/22 19:00 | 106-43-4 | |
| 1,2-Dibromo-3-chloropropane | ND | ug/L | 1.0 | 0.34 | 1 | | 01/04/22 19:00 | 96-12-8 | |
| Dibromochloromethane | ND | ug/L | 0.50 | 0.36 | 1 | | 01/04/22 19:00 | 124-48-1 | |
| 1,2-Dibromoethane (EDB) | ND | ug/L | 0.50 | 0.27 | 1 | | 01/04/22 19:00 | 106-93-4 | |
| Dibromomethane | ND | ug/L | 0.50 | 0.39 | 1 | | 01/04/22 19:00 | 74-95-3 | |
| 1,2-Dichlorobenzene | ND | ug/L | 0.50 | 0.34 | 1 | | 01/04/22 19:00 | 95-50-1 | |
| 1,3-Dichlorobenzene | ND | ug/L | 0.50 | 0.34 | 1 | | 01/04/22 19:00 | 541-73-1 | |
| 1,4-Dichlorobenzene | ND | ug/L | 0.50 | 0.33 | 1 | | 01/04/22 19:00 | 106-46-7 | |
| Dichlorodifluoromethane | ND | ug/L | 0.50 | 0.35 | 1 | | 01/04/22 19:00 | 75-71-8 | |
| 1,1-Dichloroethane | ND | ug/L | 0.50 | 0.37 | 1 | | 01/04/22 19:00 | 75-34-3 | |
| 1,2-Dichloroethane | ND | ug/L | 0.50 | 0.32 | 1 | | 01/04/22 19:00 | 107-06-2 | |
| 1,1-Dichloroethene | ND | ug/L | 0.50 | 0.35 | 1 | | 01/04/22 19:00 | 75-35-4 | |
| cis-1,2-Dichloroethene | ND | ug/L | 0.50 | 0.38 | 1 | | 01/04/22 19:00 | 156-59-2 | |
| trans-1,2-Dichloroethene | ND | ug/L | 0.50 | 0.40 | 1 | | 01/04/22 19:00 | 156-60-5 | |
| 1,2-Dichloropropane | ND | ug/L | 0.50 | 0.36 | 1 | | 01/04/22 19:00 | 78-87-5 | |
| 1,3-Dichloropropane | ND | ug/L | 0.50 | 0.28 | 1 | | 01/04/22 19:00 | 142-28-9 | |
| 2,2-Dichloropropane | ND | ug/L | 0.50 | 0.39 | 1 | | 01/04/22 19:00 | 594-20-7 | |
| 1,1-Dichloropropene | ND | ug/L | 0.50 | 0.43 | 1 | | 01/04/22 19:00 | 563-58-6 | |
| cis-1,3-Dichloropropene | ND | ug/L | 0.50 | 0.36 | 1 | | 01/04/22 19:00 | 10061-01-5 | |
| trans-1,3-Dichloropropene | ND | ug/L | 0.50 | 0.36 | 1 | | 01/04/22 19:00 | 10061-02-6 | |

## REPORT OF LABORATORY ANALYSIS

This report shall not be reproduced, except in full,
without the written consent of Pace Analytical Services, LLC.

**Pace Analytical Services, LLC**
9800 Kincey Ave. Suite 100
Huntersville, NC 28078
(704)875-9092

## ANALYTICAL RESULTS

Project: CPC HUNTERSVILLE
Pace Project No.: 92580647

**Sample: MW-42** **Lab ID: 92580647003** Collected: 01/03/22 13:25 Received: 01/03/22 17:30 Matrix: Water

| Parameters | Results | Units | Report Limit | MDL | DF | Prepared | Analyzed | CAS No. | Qual |
|---|---|---|---|---|---|---|---|---|---|
| **6200B MSV** | Analytical Method: SM 6200B<br>Pace Analytical Services - Charlotte | | | | | | | | |
| Diisopropyl ether | ND | ug/L | 0.50 | 0.31 | 1 | | 01/04/22 19:00 | 108-20-3 | |
| Ethylbenzene | ND | ug/L | 0.50 | 0.30 | 1 | | 01/04/22 19:00 | 100-41-4 | |
| Hexachloro-1,3-butadiene | ND | ug/L | 2.0 | 1.5 | 1 | | 01/04/22 19:00 | 87-68-3 | |
| Isopropylbenzene (Cumene) | ND | ug/L | 0.50 | 0.33 | 1 | | 01/04/22 19:00 | 98-82-8 | |
| Methylene Chloride | ND | ug/L | 2.0 | 2.0 | 1 | | 01/04/22 19:00 | 75-09-2 | |
| Methyl-tert-butyl ether | ND | ug/L | 0.50 | 0.42 | 1 | | 01/04/22 19:00 | 1634-04-4 | |
| Naphthalene | ND | ug/L | 2.0 | 0.64 | 1 | | 01/04/22 19:00 | 91-20-3 | |
| n-Propylbenzene | ND | ug/L | 0.50 | 0.34 | 1 | | 01/04/22 19:00 | 103-65-1 | |
| Styrene | ND | ug/L | 0.50 | 0.29 | 1 | | 01/04/22 19:00 | 100-42-5 | |
| 1,1,1,2-Tetrachloroethane | ND | ug/L | 0.50 | 0.31 | 1 | | 01/04/22 19:00 | 630-20-6 | |
| 1,1,2,2-Tetrachloroethane | ND | ug/L | 0.50 | 0.22 | 1 | | 01/04/22 19:00 | 79-34-5 | |
| Tetrachloroethene | ND | ug/L | 0.50 | 0.29 | 1 | | 01/04/22 19:00 | 127-18-4 | |
| Toluene | ND | ug/L | 0.50 | 0.48 | 1 | | 01/04/22 19:00 | 108-88-3 | |
| 1,2,3-Trichlorobenzene | ND | ug/L | 2.0 | 0.81 | 1 | | 01/04/22 19:00 | 87-61-6 | |
| 1,2,4-Trichlorobenzene | ND | ug/L | 2.0 | 0.64 | 1 | | 01/04/22 19:00 | 120-82-1 | |
| 1,1,1-Trichloroethane | ND | ug/L | 0.50 | 0.33 | 1 | | 01/04/22 19:00 | 71-55-6 | |
| 1,1,2-Trichloroethane | ND | ug/L | 0.50 | 0.32 | 1 | | 01/04/22 19:00 | 79-00-5 | |
| Trichloroethene | ND | ug/L | 0.50 | 0.38 | 1 | | 01/04/22 19:00 | 79-01-6 | |
| Trichlorofluoromethane | ND | ug/L | 1.0 | 0.30 | 1 | | 01/04/22 19:00 | 75-69-4 | |
| 1,2,3-Trichloropropane | ND | ug/L | 0.50 | 0.26 | 1 | | 01/04/22 19:00 | 96-18-4 | |
| 1,2,4-Trimethylbenzene | ND | ug/L | 0.50 | 0.50 | 1 | | 01/04/22 19:00 | 95-63-6 | |
| 1,3,5-Trimethylbenzene | ND | ug/L | 0.50 | 0.33 | 1 | | 01/04/22 19:00 | 108-67-8 | |
| Vinyl chloride | ND | ug/L | 1.0 | 0.39 | 1 | | 01/04/22 19:00 | 75-01-4 | |
| m&p-Xylene | ND | ug/L | 1.0 | 0.71 | 1 | | 01/04/22 19:00 | 179601-23-1 | |
| o-Xylene | ND | ug/L | 0.50 | 0.34 | 1 | | 01/04/22 19:00 | 95-47-6 | |
| ***Surrogates*** | | | | | | | | | |
| 1,2-Dichloroethane-d4 (S) | 104 | % | 70-130 | | 1 | | 01/04/22 19:00 | 17060-07-0 | |
| 4-Bromofluorobenzene (S) | 95 | % | 70-130 | | 1 | | 01/04/22 19:00 | 460-00-4 | |
| Toluene-d8 (S) | 100 | % | 70-130 | | 1 | | 01/04/22 19:00 | 2037-26-5 | |

## REPORT OF LABORATORY ANALYSIS

This report shall not be reproduced, except in full,
without the written consent of Pace Analytical Services, LLC.

**Pace Analytical Services, LLC**
9800 Kincey Ave. Suite 100
Huntersville, NC 28078
(704)875-9092

## ANALYTICAL RESULTS

Project: CPC HUNTERSVILLE
Pace Project No.: 92580647

**Sample: MW-68** **Lab ID: 92580647004** Collected: 01/03/22 14:25 Received: 01/03/22 17:30 Matrix: Water

| Parameters | Results | Units | Report Limit | MDL | DF | Prepared | Analyzed | CAS No. | Qual |
|---|---|---|---|---|---|---|---|---|---|
| **VPH NC Water** | Analytical Method: MADEP VPH<br>Pace Analytical Services - Charlotte | | | | | | | | |
| Total VPH (C5-C12) | ND | ug/L | 50.0 | 50.0 | 1 | | 01/06/22 07:13 | | N2 |
| Aliphatic (C05-C08) | ND | ug/L | 50.0 | 50.0 | 1 | | 01/06/22 07:13 | | N2 |
| Aliphatic(C09-C12) Adjusted | ND | ug/L | 50.0 | 50.0 | 1 | | 01/06/22 07:13 | | N2 |
| Aromatic (C09-C10) | ND | ug/L | 50.0 | 50.0 | 1 | | 01/06/22 07:13 | | N2 |
| ***Surrogates*** | | | | | | | | | |
| 4-Bromofluorobenzene (FID) (S) | 98 | % | 70-130 | | 1 | | 01/06/22 07:13 | 460-00-4 | |
| 4-Bromofluorobenzene (PID) (S) | 82 | % | 70-130 | | 1 | | 01/06/22 07:13 | 460-00-4 | |
| **6200B MSV** | Analytical Method: SM 6200B<br>Pace Analytical Services - Charlotte | | | | | | | | |
| Benzene | ND | ug/L | 0.50 | 0.34 | 1 | | 01/04/22 21:32 | 71-43-2 | |
| Bromobenzene | ND | ug/L | 0.50 | 0.29 | 1 | | 01/04/22 21:32 | 108-86-1 | |
| Bromochloromethane | ND | ug/L | 0.50 | 0.47 | 1 | | 01/04/22 21:32 | 74-97-5 | |
| Bromodichloromethane | ND | ug/L | 0.50 | 0.31 | 1 | | 01/04/22 21:32 | 75-27-4 | |
| Bromoform | ND | ug/L | 0.50 | 0.34 | 1 | | 01/04/22 21:32 | 75-25-2 | |
| Bromomethane | ND | ug/L | 5.0 | 1.7 | 1 | | 01/04/22 21:32 | 74-83-9 | |
| n-Butylbenzene | ND | ug/L | 0.50 | 0.49 | 1 | | 01/04/22 21:32 | 104-51-8 | |
| sec-Butylbenzene | ND | ug/L | 0.50 | 0.40 | 1 | | 01/04/22 21:32 | 135-98-8 | |
| tert-Butylbenzene | ND | ug/L | 0.50 | 0.32 | 1 | | 01/04/22 21:32 | 98-06-6 | |
| Carbon tetrachloride | ND | ug/L | 0.50 | 0.33 | 1 | | 01/04/22 21:32 | 56-23-5 | |
| Chlorobenzene | ND | ug/L | 0.50 | 0.28 | 1 | | 01/04/22 21:32 | 108-90-7 | |
| Chloroethane | ND | ug/L | 1.0 | 0.65 | 1 | | 01/04/22 21:32 | 75-00-3 | M1 |
| Chloroform | ND | ug/L | 0.50 | 0.35 | 1 | | 01/04/22 21:32 | 67-66-3 | |
| Chloromethane | ND | ug/L | 1.0 | 0.54 | 1 | | 01/04/22 21:32 | 74-87-3 | |
| 2-Chlorotoluene | ND | ug/L | 0.50 | 0.32 | 1 | | 01/04/22 21:32 | 95-49-8 | |
| 4-Chlorotoluene | ND | ug/L | 0.50 | 0.32 | 1 | | 01/04/22 21:32 | 106-43-4 | |
| 1,2-Dibromo-3-chloropropane | ND | ug/L | 1.0 | 0.34 | 1 | | 01/04/22 21:32 | 96-12-8 | |
| Dibromochloromethane | ND | ug/L | 0.50 | 0.36 | 1 | | 01/04/22 21:32 | 124-48-1 | |
| 1,2-Dibromoethane (EDB) | ND | ug/L | 0.50 | 0.27 | 1 | | 01/04/22 21:32 | 106-93-4 | |
| Dibromomethane | ND | ug/L | 0.50 | 0.39 | 1 | | 01/04/22 21:32 | 74-95-3 | |
| 1,2-Dichlorobenzene | ND | ug/L | 0.50 | 0.34 | 1 | | 01/04/22 21:32 | 95-50-1 | |
| 1,3-Dichlorobenzene | ND | ug/L | 0.50 | 0.34 | 1 | | 01/04/22 21:32 | 541-73-1 | |
| 1,4-Dichlorobenzene | ND | ug/L | 0.50 | 0.33 | 1 | | 01/04/22 21:32 | 106-46-7 | |
| Dichlorodifluoromethane | ND | ug/L | 0.50 | 0.35 | 1 | | 01/04/22 21:32 | 75-71-8 | |
| 1,1-Dichloroethane | ND | ug/L | 0.50 | 0.37 | 1 | | 01/04/22 21:32 | 75-34-3 | |
| 1,2-Dichloroethane | ND | ug/L | 0.50 | 0.32 | 1 | | 01/04/22 21:32 | 107-06-2 | |
| 1,1-Dichloroethene | ND | ug/L | 0.50 | 0.35 | 1 | | 01/04/22 21:32 | 75-35-4 | |
| cis-1,2-Dichloroethene | ND | ug/L | 0.50 | 0.38 | 1 | | 01/04/22 21:32 | 156-59-2 | |
| trans-1,2-Dichloroethene | ND | ug/L | 0.50 | 0.40 | 1 | | 01/04/22 21:32 | 156-60-5 | |
| 1,2-Dichloropropane | ND | ug/L | 0.50 | 0.36 | 1 | | 01/04/22 21:32 | 78-87-5 | |
| 1,3-Dichloropropane | ND | ug/L | 0.50 | 0.28 | 1 | | 01/04/22 21:32 | 142-28-9 | |
| 2,2-Dichloropropane | ND | ug/L | 0.50 | 0.39 | 1 | | 01/04/22 21:32 | 594-20-7 | |
| 1,1-Dichloropropene | ND | ug/L | 0.50 | 0.43 | 1 | | 01/04/22 21:32 | 563-58-6 | |
| cis-1,3-Dichloropropene | ND | ug/L | 0.50 | 0.36 | 1 | | 01/04/22 21:32 | 10061-01-5 | |
| trans-1,3-Dichloropropene | ND | ug/L | 0.50 | 0.36 | 1 | | 01/04/22 21:32 | 10061-02-6 | |

## REPORT OF LABORATORY ANALYSIS

This report shall not be reproduced, except in full,
without the written consent of Pace Analytical Services, LLC.

**Pace Analytical Services, LLC**
9800 Kincey Ave. Suite 100
Huntersville, NC 28078
(704)875-9092

## ANALYTICAL RESULTS

Project: CPC HUNTERSVILLE
Pace Project No.: 92580647

**Sample: MW-68** **Lab ID: 92580647004** Collected: 01/03/22 14:25 Received: 01/03/22 17:30 Matrix: Water

| Parameters | Results | Units | Report Limit | MDL | DF | Prepared | Analyzed | CAS No. | Qual |
|---|---|---|---|---|---|---|---|---|---|
| **6200B MSV** | Analytical Method: SM 6200B<br>Pace Analytical Services - Charlotte | | | | | | | | |
| Diisopropyl ether | ND | ug/L | 0.50 | 0.31 | 1 | | 01/04/22 21:32 | 108-20-3 | |
| Ethylbenzene | ND | ug/L | 0.50 | 0.30 | 1 | | 01/04/22 21:32 | 100-41-4 | |
| Hexachloro-1,3-butadiene | ND | ug/L | 2.0 | 1.5 | 1 | | 01/04/22 21:32 | 87-68-3 | |
| Isopropylbenzene (Cumene) | ND | ug/L | 0.50 | 0.33 | 1 | | 01/04/22 21:32 | 98-82-8 | |
| Methylene Chloride | ND | ug/L | 2.0 | 2.0 | 1 | | 01/04/22 21:32 | 75-09-2 | |
| Methyl-tert-butyl ether | ND | ug/L | 0.50 | 0.42 | 1 | | 01/04/22 21:32 | 1634-04-4 | |
| Naphthalene | ND | ug/L | 2.0 | 0.64 | 1 | | 01/04/22 21:32 | 91-20-3 | |
| n-Propylbenzene | ND | ug/L | 0.50 | 0.34 | 1 | | 01/04/22 21:32 | 103-65-1 | |
| Styrene | ND | ug/L | 0.50 | 0.29 | 1 | | 01/04/22 21:32 | 100-42-5 | |
| 1,1,1,2-Tetrachloroethane | ND | ug/L | 0.50 | 0.31 | 1 | | 01/04/22 21:32 | 630-20-6 | |
| 1,1,2,2-Tetrachloroethane | ND | ug/L | 0.50 | 0.22 | 1 | | 01/04/22 21:32 | 79-34-5 | |
| Tetrachloroethene | ND | ug/L | 0.50 | 0.29 | 1 | | 01/04/22 21:32 | 127-18-4 | |
| Toluene | ND | ug/L | 0.50 | 0.48 | 1 | | 01/04/22 21:32 | 108-88-3 | |
| 1,2,3-Trichlorobenzene | ND | ug/L | 2.0 | 0.81 | 1 | | 01/04/22 21:32 | 87-61-6 | |
| 1,2,4-Trichlorobenzene | ND | ug/L | 2.0 | 0.64 | 1 | | 01/04/22 21:32 | 120-82-1 | |
| 1,1,1-Trichloroethane | ND | ug/L | 0.50 | 0.33 | 1 | | 01/04/22 21:32 | 71-55-6 | |
| 1,1,2-Trichloroethane | ND | ug/L | 0.50 | 0.32 | 1 | | 01/04/22 21:32 | 79-00-5 | |
| Trichloroethene | ND | ug/L | 0.50 | 0.38 | 1 | | 01/04/22 21:32 | 79-01-6 | |
| Trichlorofluoromethane | ND | ug/L | 1.0 | 0.30 | 1 | | 01/04/22 21:32 | 75-69-4 | |
| 1,2,3-Trichloropropane | ND | ug/L | 0.50 | 0.26 | 1 | | 01/04/22 21:32 | 96-18-4 | |
| 1,2,4-Trimethylbenzene | ND | ug/L | 0.50 | 0.50 | 1 | | 01/04/22 21:32 | 95-63-6 | |
| 1,3,5-Trimethylbenzene | ND | ug/L | 0.50 | 0.33 | 1 | | 01/04/22 21:32 | 108-67-8 | |
| Vinyl chloride | ND | ug/L | 1.0 | 0.39 | 1 | | 01/04/22 21:32 | 75-01-4 | |
| m&p-Xylene | ND | ug/L | 1.0 | 0.71 | 1 | | 01/04/22 21:32 | 179601-23-1 | |
| o-Xylene | ND | ug/L | 0.50 | 0.34 | 1 | | 01/04/22 21:32 | 95-47-6 | |
| ***Surrogates*** | | | | | | | | | |
| 1,2-Dichloroethane-d4 (S) | 93 | % | 70-130 | | 1 | | 01/04/22 21:32 | 17060-07-0 | |
| 4-Bromofluorobenzene (S) | 106 | % | 70-130 | | 1 | | 01/04/22 21:32 | 460-00-4 | |
| Toluene-d8 (S) | 112 | % | 70-130 | | 1 | | 01/04/22 21:32 | 2037-26-5 | |

## REPORT OF LABORATORY ANALYSIS

This report shall not be reproduced, except in full,
without the written consent of Pace Analytical Services, LLC.

**Pace Analytical Services, LLC**
9800 Kincey Ave. Suite 100
Huntersville, NC 28078
(704)875-9092

## ANALYTICAL RESULTS

Project: CPC HUNTERSVILLE
Pace Project No.: 92580647

**Sample: FB-2-20220103** **Lab ID: 92580647005** Collected: 01/03/22 17:00 Received: 01/03/22 17:30 Matrix: Water

| Parameters | Results | Units | Report Limit | MDL | DF | Prepared | Analyzed | CAS No. | Qual |
|---|---|---|---|---|---|---|---|---|---|
| **VPH NC Water** | Analytical Method: MADEP VPH<br>Pace Analytical Services - Charlotte | | | | | | | | |
| Total VPH (C5-C12) | ND | ug/L | 50.0 | 50.0 | 1 | | 01/06/22 07:41 | | N2 |
| Aliphatic (C05-C08) | ND | ug/L | 50.0 | 50.0 | 1 | | 01/06/22 07:41 | | N2 |
| Aliphatic(C09-C12) Adjusted | ND | ug/L | 50.0 | 50.0 | 1 | | 01/06/22 07:41 | | N2 |
| Aromatic (C09-C10) | ND | ug/L | 50.0 | 50.0 | 1 | | 01/06/22 07:41 | | N2 |
| ***Surrogates*** | | | | | | | | | |
| 4-Bromofluorobenzene (FID) (S) | 97 | % | 70-130 | | 1 | | 01/06/22 07:41 | 460-00-4 | |
| 4-Bromofluorobenzene (PID) (S) | 80 | % | 70-130 | | 1 | | 01/06/22 07:41 | 460-00-4 | |
| **6200B MSV** | Analytical Method: SM 6200B<br>Pace Analytical Services - Charlotte | | | | | | | | |
| Benzene | ND | ug/L | 0.50 | 0.34 | 1 | | 01/04/22 16:00 | 71-43-2 | |
| Bromobenzene | ND | ug/L | 0.50 | 0.29 | 1 | | 01/04/22 16:00 | 108-86-1 | |
| Bromochloromethane | ND | ug/L | 0.50 | 0.47 | 1 | | 01/04/22 16:00 | 74-97-5 | |
| Bromodichloromethane | ND | ug/L | 0.50 | 0.31 | 1 | | 01/04/22 16:00 | 75-27-4 | |
| Bromoform | ND | ug/L | 0.50 | 0.34 | 1 | | 01/04/22 16:00 | 75-25-2 | |
| Bromomethane | ND | ug/L | 5.0 | 1.7 | 1 | | 01/04/22 16:00 | 74-83-9 | |
| n-Butylbenzene | ND | ug/L | 0.50 | 0.49 | 1 | | 01/04/22 16:00 | 104-51-8 | |
| sec-Butylbenzene | ND | ug/L | 0.50 | 0.40 | 1 | | 01/04/22 16:00 | 135-98-8 | |
| tert-Butylbenzene | ND | ug/L | 0.50 | 0.32 | 1 | | 01/04/22 16:00 | 98-06-6 | |
| Carbon tetrachloride | ND | ug/L | 0.50 | 0.33 | 1 | | 01/04/22 16:00 | 56-23-5 | |
| Chlorobenzene | ND | ug/L | 0.50 | 0.28 | 1 | | 01/04/22 16:00 | 108-90-7 | |
| Chloroethane | ND | ug/L | 1.0 | 0.65 | 1 | | 01/04/22 16:00 | 75-00-3 | |
| Chloroform | ND | ug/L | 0.50 | 0.35 | 1 | | 01/04/22 16:00 | 67-66-3 | |
| Chloromethane | ND | ug/L | 1.0 | 0.54 | 1 | | 01/04/22 16:00 | 74-87-3 | |
| 2-Chlorotoluene | ND | ug/L | 0.50 | 0.32 | 1 | | 01/04/22 16:00 | 95-49-8 | |
| 4-Chlorotoluene | ND | ug/L | 0.50 | 0.32 | 1 | | 01/04/22 16:00 | 106-43-4 | |
| 1,2-Dibromo-3-chloropropane | ND | ug/L | 1.0 | 0.34 | 1 | | 01/04/22 16:00 | 96-12-8 | |
| Dibromochloromethane | ND | ug/L | 0.50 | 0.36 | 1 | | 01/04/22 16:00 | 124-48-1 | |
| 1,2-Dibromoethane (EDB) | ND | ug/L | 0.50 | 0.27 | 1 | | 01/04/22 16:00 | 106-93-4 | |
| Dibromomethane | ND | ug/L | 0.50 | 0.39 | 1 | | 01/04/22 16:00 | 74-95-3 | |
| 1,2-Dichlorobenzene | ND | ug/L | 0.50 | 0.34 | 1 | | 01/04/22 16:00 | 95-50-1 | |
| 1,3-Dichlorobenzene | ND | ug/L | 0.50 | 0.34 | 1 | | 01/04/22 16:00 | 541-73-1 | |
| 1,4-Dichlorobenzene | ND | ug/L | 0.50 | 0.33 | 1 | | 01/04/22 16:00 | 106-46-7 | |
| Dichlorodifluoromethane | ND | ug/L | 0.50 | 0.35 | 1 | | 01/04/22 16:00 | 75-71-8 | |
| 1,1-Dichloroethane | ND | ug/L | 0.50 | 0.37 | 1 | | 01/04/22 16:00 | 75-34-3 | |
| 1,2-Dichloroethane | ND | ug/L | 0.50 | 0.32 | 1 | | 01/04/22 16:00 | 107-06-2 | |
| 1,1-Dichloroethene | ND | ug/L | 0.50 | 0.35 | 1 | | 01/04/22 16:00 | 75-35-4 | |
| cis-1,2-Dichloroethene | ND | ug/L | 0.50 | 0.38 | 1 | | 01/04/22 16:00 | 156-59-2 | |
| trans-1,2-Dichloroethene | ND | ug/L | 0.50 | 0.40 | 1 | | 01/04/22 16:00 | 156-60-5 | |
| 1,2-Dichloropropane | ND | ug/L | 0.50 | 0.36 | 1 | | 01/04/22 16:00 | 78-87-5 | |
| 1,3-Dichloropropane | ND | ug/L | 0.50 | 0.28 | 1 | | 01/04/22 16:00 | 142-28-9 | |
| 2,2-Dichloropropane | ND | ug/L | 0.50 | 0.39 | 1 | | 01/04/22 16:00 | 594-20-7 | |
| 1,1-Dichloropropene | ND | ug/L | 0.50 | 0.43 | 1 | | 01/04/22 16:00 | 563-58-6 | |
| cis-1,3-Dichloropropene | ND | ug/L | 0.50 | 0.36 | 1 | | 01/04/22 16:00 | 10061-01-5 | |
| trans-1,3-Dichloropropene | ND | ug/L | 0.50 | 0.36 | 1 | | 01/04/22 16:00 | 10061-02-6 | |

## REPORT OF LABORATORY ANALYSIS

This report shall not be reproduced, except in full,
without the written consent of Pace Analytical Services, LLC.

**Pace Analytical Services, LLC**
9800 Kincey Ave. Suite 100
Huntersville, NC 28078
(704)875-9092

## ANALYTICAL RESULTS

Project: CPC HUNTERSVILLE
Pace Project No.: 92580647

**Sample: FB-2-20220103** **Lab ID: 92580647005** Collected: 01/03/22 17:00 Received: 01/03/22 17:30 Matrix: Water

| Parameters | Results | Units | Report Limit | MDL | DF | Prepared | Analyzed | CAS No. | Qual |
|---|---|---|---|---|---|---|---|---|---|
| **6200B MSV** | Analytical Method: SM 6200B<br>Pace Analytical Services - Charlotte | | | | | | | | |
| Diisopropyl ether | ND | ug/L | 0.50 | 0.31 | 1 | | 01/04/22 16:00 | 108-20-3 | |
| Ethylbenzene | ND | ug/L | 0.50 | 0.30 | 1 | | 01/04/22 16:00 | 100-41-4 | |
| Hexachloro-1,3-butadiene | ND | ug/L | 2.0 | 1.5 | 1 | | 01/04/22 16:00 | 87-68-3 | |
| Isopropylbenzene (Cumene) | ND | ug/L | 0.50 | 0.33 | 1 | | 01/04/22 16:00 | 98-82-8 | |
| Methylene Chloride | ND | ug/L | 2.0 | 2.0 | 1 | | 01/04/22 16:00 | 75-09-2 | |
| Methyl-tert-butyl ether | ND | ug/L | 0.50 | 0.42 | 1 | | 01/04/22 16:00 | 1634-04-4 | |
| Naphthalene | ND | ug/L | 2.0 | 0.64 | 1 | | 01/04/22 16:00 | 91-20-3 | |
| n-Propylbenzene | ND | ug/L | 0.50 | 0.34 | 1 | | 01/04/22 16:00 | 103-65-1 | |
| Styrene | ND | ug/L | 0.50 | 0.29 | 1 | | 01/04/22 16:00 | 100-42-5 | |
| 1,1,1,2-Tetrachloroethane | ND | ug/L | 0.50 | 0.31 | 1 | | 01/04/22 16:00 | 630-20-6 | |
| 1,1,2,2-Tetrachloroethane | ND | ug/L | 0.50 | 0.22 | 1 | | 01/04/22 16:00 | 79-34-5 | |
| Tetrachloroethene | ND | ug/L | 0.50 | 0.29 | 1 | | 01/04/22 16:00 | 127-18-4 | |
| Toluene | ND | ug/L | 0.50 | 0.48 | 1 | | 01/04/22 16:00 | 108-88-3 | |
| 1,2,3-Trichlorobenzene | ND | ug/L | 2.0 | 0.81 | 1 | | 01/04/22 16:00 | 87-61-6 | |
| 1,2,4-Trichlorobenzene | ND | ug/L | 2.0 | 0.64 | 1 | | 01/04/22 16:00 | 120-82-1 | |
| 1,1,1-Trichloroethane | ND | ug/L | 0.50 | 0.33 | 1 | | 01/04/22 16:00 | 71-55-6 | |
| 1,1,2-Trichloroethane | ND | ug/L | 0.50 | 0.32 | 1 | | 01/04/22 16:00 | 79-00-5 | |
| Trichloroethene | ND | ug/L | 0.50 | 0.38 | 1 | | 01/04/22 16:00 | 79-01-6 | |
| Trichlorofluoromethane | ND | ug/L | 1.0 | 0.30 | 1 | | 01/04/22 16:00 | 75-69-4 | |
| 1,2,3-Trichloropropane | ND | ug/L | 0.50 | 0.26 | 1 | | 01/04/22 16:00 | 96-18-4 | |
| 1,2,4-Trimethylbenzene | ND | ug/L | 0.50 | 0.50 | 1 | | 01/04/22 16:00 | 95-63-6 | |
| 1,3,5-Trimethylbenzene | ND | ug/L | 0.50 | 0.33 | 1 | | 01/04/22 16:00 | 108-67-8 | |
| Vinyl chloride | ND | ug/L | 1.0 | 0.39 | 1 | | 01/04/22 16:00 | 75-01-4 | |
| m&p-Xylene | ND | ug/L | 1.0 | 0.71 | 1 | | 01/04/22 16:00 | 179601-23-1 | |
| o-Xylene | ND | ug/L | 0.50 | 0.34 | 1 | | 01/04/22 16:00 | 95-47-6 | |
| ***Surrogates*** | | | | | | | | | |
| 1,2-Dichloroethane-d4 (S) | 93 | % | 70-130 | | 1 | | 01/04/22 16:00 | 17060-07-0 | |
| 4-Bromofluorobenzene (S) | 104 | % | 70-130 | | 1 | | 01/04/22 16:00 | 460-00-4 | |
| Toluene-d8 (S) | 109 | % | 70-130 | | 1 | | 01/04/22 16:00 | 2037-26-5 | |

## REPORT OF LABORATORY ANALYSIS

This report shall not be reproduced, except in full,
without the written consent of Pace Analytical Services, LLC.

**Pace Analytical Services, LLC**
9800 Kincey Ave. Suite 100
Huntersville, NC 28078
(704)875-9092

## ANALYTICAL RESULTS

Project: CPC HUNTERSVILLE
Pace Project No.: 92580647

**Sample: TRIP BLANK** **Lab ID: 92580647006** Collected: 01/03/22 00:00 Received: 01/03/22 17:30 Matrix: Water

| Parameters | Results | Units | Report Limit | MDL | DF | Prepared | Analyzed | CAS No. | Qual |
|---|---|---|---|---|---|---|---|---|---|
| **6200B MSV** | Analytical Method: SM 6200B<br>Pace Analytical Services - Charlotte | | | | | | | | |
| Benzene | ND | ug/L | 0.50 | 0.34 | 1 | | 01/04/22 16:52 | 71-43-2 | |
| Bromobenzene | ND | ug/L | 0.50 | 0.29 | 1 | | 01/04/22 16:52 | 108-86-1 | |
| Bromochloromethane | ND | ug/L | 0.50 | 0.47 | 1 | | 01/04/22 16:52 | 74-97-5 | |
| Bromodichloromethane | ND | ug/L | 0.50 | 0.31 | 1 | | 01/04/22 16:52 | 75-27-4 | |
| Bromoform | ND | ug/L | 0.50 | 0.34 | 1 | | 01/04/22 16:52 | 75-25-2 | |
| Bromomethane | ND | ug/L | 5.0 | 1.7 | 1 | | 01/04/22 16:52 | 74-83-9 | |
| n-Butylbenzene | ND | ug/L | 0.50 | 0.49 | 1 | | 01/04/22 16:52 | 104-51-8 | |
| sec-Butylbenzene | ND | ug/L | 0.50 | 0.40 | 1 | | 01/04/22 16:52 | 135-98-8 | |
| tert-Butylbenzene | ND | ug/L | 0.50 | 0.32 | 1 | | 01/04/22 16:52 | 98-06-6 | |
| Carbon tetrachloride | ND | ug/L | 0.50 | 0.33 | 1 | | 01/04/22 16:52 | 56-23-5 | |
| Chlorobenzene | ND | ug/L | 0.50 | 0.28 | 1 | | 01/04/22 16:52 | 108-90-7 | |
| Chloroethane | ND | ug/L | 1.0 | 0.65 | 1 | | 01/04/22 16:52 | 75-00-3 | |
| Chloroform | ND | ug/L | 0.50 | 0.35 | 1 | | 01/04/22 16:52 | 67-66-3 | |
| Chloromethane | ND | ug/L | 1.0 | 0.54 | 1 | | 01/04/22 16:52 | 74-87-3 | |
| 2-Chlorotoluene | ND | ug/L | 0.50 | 0.32 | 1 | | 01/04/22 16:52 | 95-49-8 | |
| 4-Chlorotoluene | ND | ug/L | 0.50 | 0.32 | 1 | | 01/04/22 16:52 | 106-43-4 | |
| 1,2-Dibromo-3-chloropropane | ND | ug/L | 1.0 | 0.34 | 1 | | 01/04/22 16:52 | 96-12-8 | |
| Dibromochloromethane | ND | ug/L | 0.50 | 0.36 | 1 | | 01/04/22 16:52 | 124-48-1 | |
| 1,2-Dibromoethane (EDB) | ND | ug/L | 0.50 | 0.27 | 1 | | 01/04/22 16:52 | 106-93-4 | |
| Dibromomethane | ND | ug/L | 0.50 | 0.39 | 1 | | 01/04/22 16:52 | 74-95-3 | |
| 1,2-Dichlorobenzene | ND | ug/L | 0.50 | 0.34 | 1 | | 01/04/22 16:52 | 95-50-1 | |
| 1,3-Dichlorobenzene | ND | ug/L | 0.50 | 0.34 | 1 | | 01/04/22 16:52 | 541-73-1 | |
| 1,4-Dichlorobenzene | ND | ug/L | 0.50 | 0.33 | 1 | | 01/04/22 16:52 | 106-46-7 | |
| Dichlorodifluoromethane | ND | ug/L | 0.50 | 0.35 | 1 | | 01/04/22 16:52 | 75-71-8 | |
| 1,1-Dichloroethane | ND | ug/L | 0.50 | 0.37 | 1 | | 01/04/22 16:52 | 75-34-3 | |
| 1,2-Dichloroethane | ND | ug/L | 0.50 | 0.32 | 1 | | 01/04/22 16:52 | 107-06-2 | |
| 1,1-Dichloroethene | ND | ug/L | 0.50 | 0.35 | 1 | | 01/04/22 16:52 | 75-35-4 | |
| cis-1,2-Dichloroethene | ND | ug/L | 0.50 | 0.38 | 1 | | 01/04/22 16:52 | 156-59-2 | |
| trans-1,2-Dichloroethene | ND | ug/L | 0.50 | 0.40 | 1 | | 01/04/22 16:52 | 156-60-5 | |
| 1,2-Dichloropropane | ND | ug/L | 0.50 | 0.36 | 1 | | 01/04/22 16:52 | 78-87-5 | |
| 1,3-Dichloropropane | ND | ug/L | 0.50 | 0.28 | 1 | | 01/04/22 16:52 | 142-28-9 | |
| 2,2-Dichloropropane | ND | ug/L | 0.50 | 0.39 | 1 | | 01/04/22 16:52 | 594-20-7 | |
| 1,1-Dichloropropene | ND | ug/L | 0.50 | 0.43 | 1 | | 01/04/22 16:52 | 563-58-6 | |
| cis-1,3-Dichloropropene | ND | ug/L | 0.50 | 0.36 | 1 | | 01/04/22 16:52 | 10061-01-5 | |
| trans-1,3-Dichloropropene | ND | ug/L | 0.50 | 0.36 | 1 | | 01/04/22 16:52 | 10061-02-6 | |
| Diisopropyl ether | ND | ug/L | 0.50 | 0.31 | 1 | | 01/04/22 16:52 | 108-20-3 | |
| Ethylbenzene | ND | ug/L | 0.50 | 0.30 | 1 | | 01/04/22 16:52 | 100-41-4 | |
| Hexachloro-1,3-butadiene | ND | ug/L | 2.0 | 1.5 | 1 | | 01/04/22 16:52 | 87-68-3 | |
| Isopropylbenzene (Cumene) | ND | ug/L | 0.50 | 0.33 | 1 | | 01/04/22 16:52 | 98-82-8 | |
| Methylene Chloride | ND | ug/L | 2.0 | 2.0 | 1 | | 01/04/22 16:52 | 75-09-2 | |
| Methyl-tert-butyl ether | ND | ug/L | 0.50 | 0.42 | 1 | | 01/04/22 16:52 | 1634-04-4 | |
| Naphthalene | ND | ug/L | 2.0 | 0.64 | 1 | | 01/04/22 16:52 | 91-20-3 | |
| n-Propylbenzene | ND | ug/L | 0.50 | 0.34 | 1 | | 01/04/22 16:52 | 103-65-1 | |
| Styrene | ND | ug/L | 0.50 | 0.29 | 1 | | 01/04/22 16:52 | 100-42-5 | |
| 1,1,1,2-Tetrachloroethane | ND | ug/L | 0.50 | 0.31 | 1 | | 01/04/22 16:52 | 630-20-6 | |

## REPORT OF LABORATORY ANALYSIS

This report shall not be reproduced, except in full,
without the written consent of Pace Analytical Services, LLC.

**Pace Analytical Services, LLC**
9800 Kincey Ave. Suite 100
Huntersville, NC 28078
(704)875-9092

## ANALYTICAL RESULTS

Project: CPC HUNTERSVILLE
Pace Project No.: 92580647

**Sample: TRIP BLANK** **Lab ID: 92580647006** Collected: 01/03/22 00:00 Received: 01/03/22 17:30 Matrix: Water

| Parameters | Results | Units | Report Limit | MDL | DF | Prepared | Analyzed | CAS No. | Qual |
|---|---|---|---|---|---|---|---|---|---|
| **6200B MSV** | Analytical Method: SM 6200B<br>Pace Analytical Services - Charlotte | | | | | | | | |
| 1,1,2,2-Tetrachloroethane | ND | ug/L | 0.50 | 0.22 | 1 | | 01/04/22 16:52 | 79-34-5 | |
| Tetrachloroethene | ND | ug/L | 0.50 | 0.29 | 1 | | 01/04/22 16:52 | 127-18-4 | |
| Toluene | ND | ug/L | 0.50 | 0.48 | 1 | | 01/04/22 16:52 | 108-88-3 | |
| 1,2,3-Trichlorobenzene | ND | ug/L | 2.0 | 0.81 | 1 | | 01/04/22 16:52 | 87-61-6 | |
| 1,2,4-Trichlorobenzene | ND | ug/L | 2.0 | 0.64 | 1 | | 01/04/22 16:52 | 120-82-1 | |
| 1,1,1-Trichloroethane | ND | ug/L | 0.50 | 0.33 | 1 | | 01/04/22 16:52 | 71-55-6 | |
| 1,1,2-Trichloroethane | ND | ug/L | 0.50 | 0.32 | 1 | | 01/04/22 16:52 | 79-00-5 | |
| Trichloroethene | ND | ug/L | 0.50 | 0.38 | 1 | | 01/04/22 16:52 | 79-01-6 | |
| Trichlorofluoromethane | ND | ug/L | 1.0 | 0.30 | 1 | | 01/04/22 16:52 | 75-69-4 | |
| 1,2,3-Trichloropropane | ND | ug/L | 0.50 | 0.26 | 1 | | 01/04/22 16:52 | 96-18-4 | |
| 1,2,4-Trimethylbenzene | ND | ug/L | 0.50 | 0.50 | 1 | | 01/04/22 16:52 | 95-63-6 | |
| 1,3,5-Trimethylbenzene | ND | ug/L | 0.50 | 0.33 | 1 | | 01/04/22 16:52 | 108-67-8 | |
| Vinyl chloride | ND | ug/L | 1.0 | 0.39 | 1 | | 01/04/22 16:52 | 75-01-4 | |
| m&p-Xylene | ND | ug/L | 1.0 | 0.71 | 1 | | 01/04/22 16:52 | 179601-23-1 | |
| o-Xylene | ND | ug/L | 0.50 | 0.34 | 1 | | 01/04/22 16:52 | 95-47-6 | |
| ***Surrogates*** | | | | | | | | | |
| 1,2-Dichloroethane-d4 (S) | 92 | % | 70-130 | | 1 | | 01/04/22 16:52 | 17060-07-0 | |
| 4-Bromofluorobenzene (S) | 105 | % | 70-130 | | 1 | | 01/04/22 16:52 | 460-00-4 | |
| Toluene-d8 (S) | 108 | % | 70-130 | | 1 | | 01/04/22 16:52 | 2037-26-5 | |

## REPORT OF LABORATORY ANALYSIS

This report shall not be reproduced, except in full,
without the written consent of Pace Analytical Services, LLC.

**Pace Analytical Services, LLC**
9800 Kincey Ave. Suite 100
Huntersville, NC 28078
(704)875-9092

## QUALITY CONTROL DATA

Project: CPC HUNTERSVILLE
Pace Project No.: 92580647

QC Batch: 669997
QC Batch Method: MADEP VPH
Analysis Method: MADEP VPH
Analysis Description: VPH NC Water
Laboratory: Pace Analytical Services - Charlotte
Associated Lab Samples: 92580647001

METHOD BLANK: 3508167 Matrix: Water
Associated Lab Samples: 92580647001

| Parameter | Units | Blank Result | Reporting Limit | MDL | Analyzed | Qualifiers |
|---|---|---|---|---|---|---|
| Aliphatic (C05-C08) | ug/L | ND | 50.0 | 50.0 | 01/05/22 18:59 | N2 |
| Aromatic (C09-C10) | ug/L | ND | 50.0 | 50.0 | 01/05/22 18:59 | N2 |
| 4-Bromofluorobenzene (FID) (S) | % | 98 | 70-130 | | 01/05/22 18:59 | |
| 4-Bromofluorobenzene (PID) (S) | % | 82 | 70-130 | | 01/05/22 18:59 | |

LABORATORY CONTROL SAMPLE & LCSD: 3508168 3508169

| Parameter | Units | Spike Conc. | LCS Result | LCSD Result | LCS % Rec | LCSD % Rec | % Rec Limits | RPD | Max RPD | Qualifiers |
|---|---|---|---|---|---|---|---|---|---|---|
| Aliphatic (C05-C08) | ug/L | 300 | 291 | 336 | 97 | 112 | 70-130 | 14 | 25 | N2 |
| Aromatic (C09-C10) | ug/L | 100 | 82.0 | 92.0 | 82 | 92 | 70-130 | 11 | 25 | N2 |
| 4-Bromofluorobenzene (FID) (S) | % | | | | 88 | 98 | 70-130 | | | |
| 4-Bromofluorobenzene (PID) (S) | % | | | | 72 | 78 | 70-130 | | | |

**Results presented on this page are in the units indicated by the "Units" column except where an alternate unit is presented to the right of the result.**

## REPORT OF LABORATORY ANALYSIS

This report shall not be reproduced, except in full,
without the written consent of Pace Analytical Services, LLC.

**Pace Analytical Services, LLC**
9800 Kincey Ave. Suite 100
Huntersville, NC 28078
(704)875-9092

## QUALITY CONTROL DATA

Project: CPC HUNTERSVILLE
Pace Project No.: 92580647

QC Batch: 670001 | Analysis Method: MADEP VPH
QC Batch Method: MADEP VPH | Analysis Description: VPH NC Water
Laboratory: Pace Analytical Services - Charlotte
Associated Lab Samples: 92580647002, 92580647003, 92580647004, 92580647005

METHOD BLANK: 3508192 Matrix: Water
Associated Lab Samples: 92580647002, 92580647003, 92580647004, 92580647005

| Parameter | Units | Blank Result | Reporting Limit | MDL | Analyzed | Qualifiers |
|---|---|---|---|---|---|---|
| Aliphatic (C05-C08) | ug/L | ND | 50.0 | 50.0 | 01/05/22 19:28 | N2 |
| Aromatic (C09-C10) | ug/L | ND | 50.0 | 50.0 | 01/05/22 19:28 | N2 |
| 4-Bromofluorobenzene (FID) (S) | % | 99 | 70-130 | | 01/05/22 19:28 | |
| 4-Bromofluorobenzene (PID) (S) | % | 82 | 70-130 | | 01/05/22 19:28 | |

LABORATORY CONTROL SAMPLE & LCSD: 3508193 3508194

| Parameter | Units | Spike Conc. | LCS Result | LCSD Result | LCS % Rec | LCSD % Rec | % Rec Limits | RPD | Max RPD | Qualifiers |
|---|---|---|---|---|---|---|---|---|---|---|
| Aliphatic (C05-C08) | ug/L | 300 | 322 | 343 | 107 | 114 | 70-130 | 6 | 25 | N2 |
| Aromatic (C09-C10) | ug/L | 100 | 89.2 | 89.6 | 89 | 90 | 70-130 | 0 | 25 | N2 |
| 4-Bromofluorobenzene (FID) (S) | % | | | | 99 | 97 | 70-130 | | | |
| 4-Bromofluorobenzene (PID) (S) | % | | | | 80 | 79 | 70-130 | | | |

**Results presented on this page are in the units indicated by the "Units" column except where an alternate unit is presented to the right of the result.**

## REPORT OF LABORATORY ANALYSIS

This report shall not be reproduced, except in full,
without the written consent of Pace Analytical Services, LLC.

**Pace Analytical Services, LLC**
9800 Kincey Ave. Suite 100
Huntersville, NC 28078
(704)875-9092

## QUALITY CONTROL DATA

Project: CPC HUNTERSVILLE
Pace Project No.: 92580647

QC Batch: 669657
QC Batch Method: SM 6200B
Analysis Method: SM 6200B
Analysis Description: 6200B MSV
Laboratory: Pace Analytical Services - Charlotte
Associated Lab Samples: 92580647001, 92580647002, 92580647004, 92580647005, 92580647006

METHOD BLANK: 3506352 Matrix: Water
Associated Lab Samples: 92580647001, 92580647002, 92580647004, 92580647005, 92580647006

| Parameter | Units | Blank Result | Reporting Limit | MDL | Analyzed | Qualifiers |
|---|---|---|---|---|---|---|
| 1,1,1,2-Tetrachloroethane | ug/L | ND | 0.50 | 0.31 | 01/04/22 15:43 | |
| 1,1,1-Trichloroethane | ug/L | ND | 0.50 | 0.33 | 01/04/22 15:43 | |
| 1,1,2,2-Tetrachloroethane | ug/L | ND | 0.50 | 0.22 | 01/04/22 15:43 | |
| 1,1,2-Trichloroethane | ug/L | ND | 0.50 | 0.32 | 01/04/22 15:43 | |
| 1,1-Dichloroethane | ug/L | ND | 0.50 | 0.37 | 01/04/22 15:43 | |
| 1,1-Dichloroethene | ug/L | ND | 0.50 | 0.35 | 01/04/22 15:43 | |
| 1,1-Dichloropropene | ug/L | ND | 0.50 | 0.43 | 01/04/22 15:43 | |
| 1,2,3-Trichlorobenzene | ug/L | ND | 2.0 | 0.81 | 01/04/22 15:43 | |
| 1,2,3-Trichloropropane | ug/L | ND | 0.50 | 0.26 | 01/04/22 15:43 | |
| 1,2,4-Trichlorobenzene | ug/L | ND | 2.0 | 0.64 | 01/04/22 15:43 | |
| 1,2,4-Trimethylbenzene | ug/L | ND | 0.50 | 0.50 | 01/04/22 15:43 | |
| 1,2-Dibromo-3-chloropropane | ug/L | ND | 1.0 | 0.34 | 01/04/22 15:43 | |
| 1,2-Dibromoethane (EDB) | ug/L | ND | 0.50 | 0.27 | 01/04/22 15:43 | |
| 1,2-Dichlorobenzene | ug/L | ND | 0.50 | 0.34 | 01/04/22 15:43 | |
| 1,2-Dichloroethane | ug/L | ND | 0.50 | 0.32 | 01/04/22 15:43 | |
| 1,2-Dichloropropane | ug/L | ND | 0.50 | 0.36 | 01/04/22 15:43 | |
| 1,3,5-Trimethylbenzene | ug/L | ND | 0.50 | 0.33 | 01/04/22 15:43 | |
| 1,3-Dichlorobenzene | ug/L | ND | 0.50 | 0.34 | 01/04/22 15:43 | |
| 1,3-Dichloropropane | ug/L | ND | 0.50 | 0.28 | 01/04/22 15:43 | |
| 1,4-Dichlorobenzene | ug/L | ND | 0.50 | 0.33 | 01/04/22 15:43 | |
| 2,2-Dichloropropane | ug/L | ND | 0.50 | 0.39 | 01/04/22 15:43 | |
| 2-Chlorotoluene | ug/L | ND | 0.50 | 0.32 | 01/04/22 15:43 | |
| 4-Chlorotoluene | ug/L | ND | 0.50 | 0.32 | 01/04/22 15:43 | |
| Benzene | ug/L | ND | 0.50 | 0.34 | 01/04/22 15:43 | |
| Bromobenzene | ug/L | ND | 0.50 | 0.29 | 01/04/22 15:43 | |
| Bromochloromethane | ug/L | ND | 0.50 | 0.47 | 01/04/22 15:43 | |
| Bromodichloromethane | ug/L | ND | 0.50 | 0.31 | 01/04/22 15:43 | |
| Bromoform | ug/L | ND | 0.50 | 0.34 | 01/04/22 15:43 | |
| Bromomethane | ug/L | ND | 5.0 | 1.7 | 01/04/22 15:43 | |
| Carbon tetrachloride | ug/L | ND | 0.50 | 0.33 | 01/04/22 15:43 | |
| Chlorobenzene | ug/L | ND | 0.50 | 0.28 | 01/04/22 15:43 | |
| Chloroethane | ug/L | ND | 1.0 | 0.65 | 01/04/22 15:43 | |
| Chloroform | ug/L | ND | 0.50 | 0.35 | 01/04/22 15:43 | |
| Chloromethane | ug/L | ND | 1.0 | 0.54 | 01/04/22 15:43 | |
| cis-1,2-Dichloroethene | ug/L | ND | 0.50 | 0.38 | 01/04/22 15:43 | |
| cis-1,3-Dichloropropene | ug/L | ND | 0.50 | 0.36 | 01/04/22 15:43 | |
| Dibromochloromethane | ug/L | ND | 0.50 | 0.36 | 01/04/22 15:43 | |
| Dibromomethane | ug/L | ND | 0.50 | 0.39 | 01/04/22 15:43 | |
| Dichlorodifluoromethane | ug/L | ND | 0.50 | 0.35 | 01/04/22 15:43 | |
| Diisopropyl ether | ug/L | ND | 0.50 | 0.31 | 01/04/22 15:43 | |

**Results presented on this page are in the units indicated by the "Units" column except where an alternate unit is presented to the right of the result.**

## REPORT OF LABORATORY ANALYSIS

This report shall not be reproduced, except in full,
without the written consent of Pace Analytical Services, LLC.

Pace Analytical Services, LLC
9800 Kincey Ave. Suite 100
Huntersville, NC 28078
(704)875-9092

## QUALITY CONTROL DATA

Project: CPC HUNTERSVILLE
Pace Project No.: 92580647

METHOD BLANK: 3506352 Matrix: Water
Associated Lab Samples: 92580647001, 92580647002, 92580647004, 92580647005, 92580647006

| Parameter | Units | Blank Result | Reporting Limit | MDL | Analyzed | Qualifiers |
|---|---|---|---|---|---|---|
| Ethylbenzene | ug/L | ND | 0.50 | 0.30 | 01/04/22 15:43 | |
| Hexachloro-1,3-butadiene | ug/L | ND | 2.0 | 1.5 | 01/04/22 15:43 | |
| Isopropylbenzene (Cumene) | ug/L | ND | 0.50 | 0.33 | 01/04/22 15:43 | |
| m&p-Xylene | ug/L | ND | 1.0 | 0.71 | 01/04/22 15:43 | |
| Methyl-tert-butyl ether | ug/L | ND | 0.50 | 0.42 | 01/04/22 15:43 | |
| Methylene Chloride | ug/L | ND | 2.0 | 2.0 | 01/04/22 15:43 | |
| n-Butylbenzene | ug/L | ND | 0.50 | 0.49 | 01/04/22 15:43 | |
| n-Propylbenzene | ug/L | ND | 0.50 | 0.34 | 01/04/22 15:43 | |
| Naphthalene | ug/L | ND | 2.0 | 0.64 | 01/04/22 15:43 | |
| o-Xylene | ug/L | ND | 0.50 | 0.34 | 01/04/22 15:43 | |
| sec-Butylbenzene | ug/L | ND | 0.50 | 0.40 | 01/04/22 15:43 | |
| Styrene | ug/L | ND | 0.50 | 0.29 | 01/04/22 15:43 | |
| tert-Butylbenzene | ug/L | ND | 0.50 | 0.32 | 01/04/22 15:43 | |
| Tetrachloroethene | ug/L | ND | 0.50 | 0.29 | 01/04/22 15:43 | |
| Toluene | ug/L | ND | 0.50 | 0.48 | 01/04/22 15:43 | |
| trans-1,2-Dichloroethene | ug/L | ND | 0.50 | 0.40 | 01/04/22 15:43 | |
| trans-1,3-Dichloropropene | ug/L | ND | 0.50 | 0.36 | 01/04/22 15:43 | |
| Trichloroethene | ug/L | ND | 0.50 | 0.38 | 01/04/22 15:43 | |
| Trichlorofluoromethane | ug/L | ND | 1.0 | 0.30 | 01/04/22 15:43 | |
| Vinyl chloride | ug/L | ND | 1.0 | 0.39 | 01/04/22 15:43 | |
| 1,2-Dichloroethane-d4 (S) | % | 94 | 70-130 | | 01/04/22 15:43 | |
| 4-Bromofluorobenzene (S) | % | 106 | 70-130 | | 01/04/22 15:43 | |
| Toluene-d8 (S) | % | 108 | 70-130 | | 01/04/22 15:43 | |

LABORATORY CONTROL SAMPLE: 3506353

| Parameter | Units | Spike Conc. | LCS Result | LCS % Rec | % Rec Limits | Qualifiers |
|---|---|---|---|---|---|---|
| 1,1,1,2-Tetrachloroethane | ug/L | 50 | 48.9 | 98 | 60-140 | |
| 1,1,1-Trichloroethane | ug/L | 50 | 58.6 | 117 | 60-140 | |
| 1,1,2,2-Tetrachloroethane | ug/L | 50 | 47.2 | 94 | 60-140 | |
| 1,1,2-Trichloroethane | ug/L | 50 | 58.0 | 116 | 60-140 | |
| 1,1-Dichloroethane | ug/L | 50 | 60.4 | 121 | 60-140 | |
| 1,1-Dichloroethene | ug/L | 50 | 58.4 | 117 | 60-140 | |
| 1,1-Dichloropropene | ug/L | 50 | 64.1 | 128 | 60-140 | |
| 1,2,3-Trichlorobenzene | ug/L | 50 | 45.1 | 90 | 60-140 | |
| 1,2,3-Trichloropropane | ug/L | 50 | 45.4 | 91 | 60-140 | |
| 1,2,4-Trichlorobenzene | ug/L | 50 | 46.1 | 92 | 60-140 | |
| 1,2,4-Trimethylbenzene | ug/L | 50 | 43.0 | 86 | 60-140 | |
| 1,2-Dibromo-3-chloropropane | ug/L | 50 | 46.9 | 94 | 60-140 | |
| 1,2-Dibromoethane (EDB) | ug/L | 50 | 49.0 | 98 | 60-140 | |
| 1,2-Dichlorobenzene | ug/L | 50 | 44.2 | 88 | 60-140 | |
| 1,2-Dichloroethane | ug/L | 50 | 55.3 | 111 | 60-140 | |
| 1,2-Dichloropropane | ug/L | 50 | 60.3 | 121 | 60-140 | |
| 1,3,5-Trimethylbenzene | ug/L | 50 | 43.6 | 87 | 60-140 | |

**Results presented on this page are in the units indicated by the "Units" column except where an alternate unit is presented to the right of the result.**

## REPORT OF LABORATORY ANALYSIS

This report shall not be reproduced, except in full,
without the written consent of Pace Analytical Services, LLC.

**Pace Analytical Services, LLC**
9800 Kincey Ave. Suite 100
Huntersville, NC 28078
(704)875-9092

## QUALITY CONTROL DATA

Project: CPC HUNTERSVILLE
Pace Project No.: 92580647

LABORATORY CONTROL SAMPLE: 3506353

| Parameter | Units | Spike Conc. | LCS Result | LCS % Rec | % Rec Limits | Qualifiers |
|---|---|---|---|---|---|---|
| 1,3-Dichlorobenzene | ug/L | 50 | 44.0 | 88 | 60-140 | |
| 1,3-Dichloropropane | ug/L | 50 | 48.7 | 97 | 60-140 | |
| 1,4-Dichlorobenzene | ug/L | 50 | 44.7 | 89 | 60-140 | |
| 2,2-Dichloropropane | ug/L | 50 | 58.9 | 118 | 60-140 | |
| 2-Chlorotoluene | ug/L | 50 | 44.1 | 88 | 60-140 | |
| 4-Chlorotoluene | ug/L | 50 | 42.4 | 85 | 60-140 | |
| Benzene | ug/L | 50 | 56.4 | 113 | 60-140 | |
| Bromobenzene | ug/L | 50 | 45.2 | 90 | 60-140 | |
| Bromochloromethane | ug/L | 50 | 64.1 | 128 | 60-140 | |
| Bromodichloromethane | ug/L | 50 | 55.3 | 111 | 60-140 | |
| Bromoform | ug/L | 50 | 52.3 | 105 | 60-140 | |
| Bromomethane | ug/L | 50 | 51.6 | 103 | 60-140 | |
| Carbon tetrachloride | ug/L | 50 | 53.5 | 107 | 60-140 | |
| Chlorobenzene | ug/L | 50 | 47.3 | 95 | 60-140 | |
| Chloroethane | ug/L | 50 | 55.9 | 112 | 60-140 | |
| Chloroform | ug/L | 50 | 55.2 | 110 | 60-140 | |
| Chloromethane | ug/L | 50 | 61.5 | 123 | 60-140 | |
| cis-1,2-Dichloroethene | ug/L | 50 | 59.0 | 118 | 60-140 | |
| cis-1,3-Dichloropropene | ug/L | 50 | 57.6 | 115 | 60-140 | |
| Dibromochloromethane | ug/L | 50 | 51.2 | 102 | 60-140 | |
| Dibromomethane | ug/L | 50 | 54.9 | 110 | 60-140 | |
| Dichlorodifluoromethane | ug/L | 50 | 49.7 | 99 | 60-140 | |
| Diisopropyl ether | ug/L | 50 | 61.0 | 122 | 60-140 | |
| Ethylbenzene | ug/L | 50 | 45.9 | 92 | 60-140 | |
| Hexachloro-1,3-butadiene | ug/L | 50 | 47.5 | 95 | 60-140 | |
| Isopropylbenzene (Cumene) | ug/L | 50 | 47.8 | 96 | 60-140 | |
| m&p-Xylene | ug/L | 100 | 92.1 | 92 | 60-140 | |
| Methyl-tert-butyl ether | ug/L | 50 | 62.8 | 126 | 60-140 | |
| Methylene Chloride | ug/L | 50 | 58.0 | 116 | 60-140 | |
| n-Butylbenzene | ug/L | 50 | 46.4 | 93 | 60-140 | |
| n-Propylbenzene | ug/L | 50 | 43.3 | 87 | 60-140 | |
| Naphthalene | ug/L | 50 | 43.9 | 88 | 60-140 | |
| o-Xylene | ug/L | 50 | 46.6 | 93 | 60-140 | |
| sec-Butylbenzene | ug/L | 50 | 42.3 | 85 | 60-140 | |
| Styrene | ug/L | 50 | 47.5 | 95 | 60-140 | |
| tert-Butylbenzene | ug/L | 50 | 37.0 | 74 | 60-140 | |
| Tetrachloroethene | ug/L | 50 | 46.8 | 94 | 60-140 | |
| Toluene | ug/L | 50 | 52.9 | 106 | 60-140 | |
| trans-1,2-Dichloroethene | ug/L | 50 | 61.5 | 123 | 60-140 | |
| trans-1,3-Dichloropropene | ug/L | 50 | 55.2 | 110 | 60-140 | |
| Trichloroethene | ug/L | 50 | 58.5 | 117 | 60-140 | |
| Trichlorofluoromethane | ug/L | 50 | 53.9 | 108 | 60-140 | |
| Vinyl chloride | ug/L | 50 | 59.3 | 119 | 60-140 | |
| 1,2-Dichloroethane-d4 (S) | % | | | 96 | 70-130 | |
| 4-Bromofluorobenzene (S) | % | | | 101 | 70-130 | |
| Toluene-d8 (S) | % | | | 103 | 70-130 | |

**Results presented on this page are in the units indicated by the "Units" column except where an alternate unit is presented to the right of the result.**

## REPORT OF LABORATORY ANALYSIS

This report shall not be reproduced, except in full,
without the written consent of Pace Analytical Services, LLC.

**Pace Analytical Services, LLC**
9800 Kincey Ave. Suite 100
Huntersville, NC 28078
(704)875-9092

## QUALITY CONTROL DATA

Project: CPC HUNTERSVILLE
Pace Project No.: 92580647

MATRIX SPIKE & MATRIX SPIKE DUPLICATE: 3506354 3506355

| Parameter | Units | 92580647004 Result | MS Spike Conc. | MSD Spike Conc. | MS Result | MSD Result | MS % Rec | MSD % Rec | % Rec Limits | RPD | Max RPD | Qual |
|---|---|---|---|---|---|---|---|---|---|---|---|---|
| 1,1,1,2-Tetrachloroethane | ug/L | ND | 20 | 20 | 21.9 | 21.7 | 110 | 109 | 60-140 | 1 | 30 | |
| 1,1,1-Trichloroethane | ug/L | ND | 20 | 20 | 21.4 | 19.9 | 107 | 99 | 60-140 | 7 | 30 | |
| 1,1,2,2-Tetrachloroethane | ug/L | ND | 20 | 20 | 21.7 | 21.1 | 108 | 106 | 60-140 | 3 | 30 | |
| 1,1,2-Trichloroethane | ug/L | ND | 20 | 20 | 20.2 | 19.8 | 101 | 99 | 60-140 | 2 | 30 | |
| 1,1-Dichloroethane | ug/L | ND | 20 | 20 | 21.2 | 20.3 | 106 | 102 | 60-140 | 4 | 30 | |
| 1,1-Dichloroethene | ug/L | ND | 20 | 20 | 19.4 | 18.9 | 97 | 95 | 60-140 | 3 | 30 | |
| 1,1-Dichloropropene | ug/L | ND | 20 | 20 | 21.0 | 20.1 | 105 | 101 | 60-140 | 4 | 30 | |
| 1,2,3-Trichlorobenzene | ug/L | ND | 20 | 20 | 21.4 | 22.6 | 107 | 113 | 60-140 | 6 | 30 | |
| 1,2,3-Trichloropropane | ug/L | ND | 20 | 20 | 23.3 | 22.5 | 116 | 113 | 60-140 | 3 | 30 | |
| 1,2,4-Trichlorobenzene | ug/L | ND | 20 | 20 | 21.7 | 22.7 | 109 | 114 | 60-140 | 4 | 30 | |
| 1,2,4-Trimethylbenzene | ug/L | ND | 20 | 20 | 21.7 | 21.4 | 108 | 107 | 60-140 | 1 | 30 | |
| 1,2-Dibromo-3-chloropropane | ug/L | ND | 20 | 20 | 20.8 | 21.5 | 104 | 108 | 60-140 | 4 | 30 | |
| 1,2-Dibromoethane (EDB) | ug/L | ND | 20 | 20 | 21.4 | 20.3 | 107 | 101 | 60-140 | 6 | 30 | |
| 1,2-Dichlorobenzene | ug/L | ND | 20 | 20 | 20.9 | 20.7 | 105 | 103 | 60-140 | 1 | 30 | |
| 1,2-Dichloroethane | ug/L | ND | 20 | 20 | 20.2 | 19.7 | 101 | 98 | 60-140 | 3 | 30 | |
| 1,2-Dichloropropane | ug/L | ND | 20 | 20 | 21.2 | 20.8 | 106 | 104 | 60-140 | 2 | 30 | |
| 1,3,5-Trimethylbenzene | ug/L | ND | 20 | 20 | 21.3 | 21.4 | 107 | 107 | 60-140 | 0 | 30 | |
| 1,3-Dichlorobenzene | ug/L | ND | 20 | 20 | 20.9 | 21.1 | 105 | 105 | 60-140 | 1 | 30 | |
| 1,3-Dichloropropane | ug/L | ND | 20 | 20 | 20.9 | 20.0 | 104 | 100 | 60-140 | 4 | 30 | |
| 1,4-Dichlorobenzene | ug/L | ND | 20 | 20 | 20.5 | 20.9 | 102 | 104 | 60-140 | 2 | 30 | |
| 2,2-Dichloropropane | ug/L | ND | 20 | 20 | 21.2 | 20.3 | 106 | 102 | 60-140 | 4 | 30 | |
| 2-Chlorotoluene | ug/L | ND | 20 | 20 | 20.5 | 20.5 | 103 | 103 | 60-140 | 0 | 30 | |
| 4-Chlorotoluene | ug/L | ND | 20 | 20 | 20.8 | 20.9 | 104 | 104 | 60-140 | 0 | 30 | |
| Benzene | ug/L | ND | 20 | 20 | 20.7 | 20.1 | 103 | 100 | 60-140 | 3 | 30 | |
| Bromobenzene | ug/L | ND | 20 | 20 | 21.1 | 21.1 | 106 | 105 | 60-140 | 0 | 30 | |
| Bromochloromethane | ug/L | ND | 20 | 20 | 22.7 | 21.2 | 113 | 106 | 60-140 | 7 | 30 | |
| Bromodichloromethane | ug/L | ND | 20 | 20 | 20.9 | 20.2 | 105 | 101 | 60-140 | 3 | 30 | |
| Bromoform | ug/L | ND | 20 | 20 | 22.3 | 22.2 | 112 | 111 | 60-140 | 0 | 30 | |
| Bromomethane | ug/L | ND | 20 | 20 | 23.9 | 22.8 | 120 | 114 | 60-140 | 5 | 30 | |
| Carbon tetrachloride | ug/L | ND | 20 | 20 | 21.6 | 20.8 | 108 | 104 | 60-140 | 3 | 30 | |
| Chlorobenzene | ug/L | ND | 20 | 20 | 20.9 | 20.2 | 104 | 101 | 60-140 | 3 | 30 | |
| Chloroethane | ug/L | ND | 20 | 20 | 29.6 | 28.1 | 148 | 140 | 60-140 | 5 | 30 | M1 |
| Chloroform | ug/L | ND | 20 | 20 | 20.6 | 19.0 | 103 | 95 | 60-140 | 8 | 30 | |
| Chloromethane | ug/L | ND | 20 | 20 | 18.7 | 17.9 | 94 | 90 | 60-140 | 5 | 30 | |
| cis-1,2-Dichloroethene | ug/L | ND | 20 | 20 | 21.0 | 20.2 | 105 | 101 | 60-140 | 4 | 30 | |
| cis-1,3-Dichloropropene | ug/L | ND | 20 | 20 | 21.3 | 20.4 | 107 | 102 | 60-140 | 5 | 30 | |
| Dibromochloromethane | ug/L | ND | 20 | 20 | 22.4 | 20.9 | 112 | 105 | 60-140 | 7 | 30 | |
| Dibromomethane | ug/L | ND | 20 | 20 | 21.5 | 21.1 | 107 | 105 | 60-140 | 2 | 30 | |
| Dichlorodifluoromethane | ug/L | ND | 20 | 20 | 21.9 | 21.0 | 109 | 105 | 60-140 | 4 | 30 | |
| Diisopropyl ether | ug/L | ND | 20 | 20 | 19.9 | 19.2 | 99 | 96 | 60-140 | 3 | 30 | |
| Ethylbenzene | ug/L | ND | 20 | 20 | 21.6 | 21.0 | 108 | 105 | 60-140 | 3 | 30 | |
| Hexachloro-1,3-butadiene | ug/L | ND | 20 | 20 | 22.8 | 22.7 | 114 | 113 | 60-140 | 1 | 30 | |
| Isopropylbenzene (Cumene) | ug/L | ND | 20 | 20 | 23.0 | 22.4 | 115 | 112 | 60-140 | 3 | 30 | |
| m&p-Xylene | ug/L | ND | 40 | 40 | 44.0 | 42.9 | 110 | 107 | 60-140 | 2 | 30 | |

**Results presented on this page are in the units indicated by the "Units" column except where an alternate unit is presented to the right of the result.**

## REPORT OF LABORATORY ANALYSIS

This report shall not be reproduced, except in full,
without the written consent of Pace Analytical Services, LLC.

**Pace Analytical Services, LLC**
9800 Kincey Ave. Suite 100
Huntersville, NC 28078
(704)875-9092

## QUALITY CONTROL DATA

Project: CPC HUNTERSVILLE
Pace Project No.: 92580647

MATRIX SPIKE & MATRIX SPIKE DUPLICATE: 3506354 3506355

| Parameter | Units | 92580647004 Result | MS Spike Conc. | MSD Spike Conc. | MS Result | MSD Result | MS % Rec | MSD % Rec | % Rec Limits | RPD | Max RPD | Qual |
|---|---|---|---|---|---|---|---|---|---|---|---|---|
| Methyl-tert-butyl ether | ug/L | ND | 20 | 20 | 19.8 | 19.1 | 99 | 95 | 60-140 | 4 | 30 | |
| Methylene Chloride | ug/L | ND | 20 | 20 | 20.6 | 19.9 | 103 | 99 | 60-140 | 4 | 30 | |
| n-Butylbenzene | ug/L | ND | 20 | 20 | 23.4 | 23.6 | 117 | 118 | 60-140 | 1 | 30 | |
| n-Propylbenzene | ug/L | ND | 20 | 20 | 21.7 | 21.5 | 108 | 108 | 60-140 | 1 | 30 | |
| Naphthalene | ug/L | ND | 20 | 20 | 21.0 | 22.7 | 105 | 113 | 60-140 | 8 | 30 | |
| o-Xylene | ug/L | ND | 20 | 20 | 21.8 | 21.3 | 109 | 106 | 60-140 | 2 | 30 | |
| sec-Butylbenzene | ug/L | ND | 20 | 20 | 22.5 | 22.1 | 113 | 111 | 60-140 | 2 | 30 | |
| Styrene | ug/L | ND | 20 | 20 | 21.8 | 21.4 | 109 | 107 | 60-140 | 2 | 30 | |
| tert-Butylbenzene | ug/L | ND | 20 | 20 | 18.4 | 18.0 | 92 | 90 | 60-140 | 2 | 30 | |
| Tetrachloroethene | ug/L | ND | 20 | 20 | 22.6 | 22.0 | 113 | 110 | 60-140 | 3 | 30 | |
| Toluene | ug/L | ND | 20 | 20 | 20.1 | 19.7 | 101 | 98 | 60-140 | 2 | 30 | |
| trans-1,2-Dichloroethene | ug/L | ND | 20 | 20 | 21.3 | 20.0 | 107 | 100 | 60-140 | 6 | 30 | |
| trans-1,3-Dichloropropene | ug/L | ND | 20 | 20 | 21.2 | 21.0 | 106 | 105 | 60-140 | 1 | 30 | |
| Trichloroethene | ug/L | ND | 20 | 20 | 21.2 | 20.3 | 106 | 102 | 60-140 | 4 | 30 | |
| Trichlorofluoromethane | ug/L | ND | 20 | 20 | 21.2 | 20.0 | 106 | 100 | 60-140 | 6 | 30 | |
| Vinyl chloride | ug/L | ND | 20 | 20 | 21.0 | 19.9 | 105 | 100 | 60-140 | 5 | 30 | |
| 1,2-Dichloroethane-d4 (S) | % | | | | | | 96 | 94 | 70-130 | | | |
| 4-Bromofluorobenzene (S) | % | | | | | | 100 | 97 | 70-130 | | | |
| Toluene-d8 (S) | % | | | | | | 98 | 97 | 70-130 | | | |

**Results presented on this page are in the units indicated by the "Units" column except where an alternate unit is presented to the right of the result.**

## REPORT OF LABORATORY ANALYSIS

This report shall not be reproduced, except in full,
without the written consent of Pace Analytical Services, LLC.

Pace Analytical Services, LLC
9800 Kincey Ave. Suite 100
Huntersville, NC 28078
(704)875-9092

## QUALITY CONTROL DATA

Project: CPC HUNTERSVILLE
Pace Project No.: 92580647

QC Batch: 669658
QC Batch Method: SM 6200B
Analysis Method: SM 6200B
Analysis Description: 6200B MSV
Laboratory: Pace Analytical Services - Charlotte

Associated Lab Samples: 92580647003

METHOD BLANK: 3506356 Matrix: Water
Associated Lab Samples: 92580647003

| Parameter | Units | Blank Result | Reporting Limit | MDL | Analyzed | Qualifiers |
|---|---|---|---|---|---|---|
| 1,1,1,2-Tetrachloroethane | ug/L | ND | 0.50 | 0.31 | 01/04/22 12:17 | |
| 1,1,1-Trichloroethane | ug/L | ND | 0.50 | 0.33 | 01/04/22 12:17 | |
| 1,1,2,2-Tetrachloroethane | ug/L | ND | 0.50 | 0.22 | 01/04/22 12:17 | |
| 1,1,2-Trichloroethane | ug/L | ND | 0.50 | 0.32 | 01/04/22 12:17 | |
| 1,1-Dichloroethane | ug/L | ND | 0.50 | 0.37 | 01/04/22 12:17 | |
| 1,1-Dichloroethene | ug/L | ND | 0.50 | 0.35 | 01/04/22 12:17 | |
| 1,1-Dichloropropene | ug/L | ND | 0.50 | 0.43 | 01/04/22 12:17 | |
| 1,2,3-Trichlorobenzene | ug/L | ND | 2.0 | 0.81 | 01/04/22 12:17 | |
| 1,2,3-Trichloropropane | ug/L | ND | 0.50 | 0.26 | 01/04/22 12:17 | |
| 1,2,4-Trichlorobenzene | ug/L | ND | 2.0 | 0.64 | 01/04/22 12:17 | |
| 1,2,4-Trimethylbenzene | ug/L | ND | 0.50 | 0.50 | 01/04/22 12:17 | |
| 1,2-Dibromo-3-chloropropane | ug/L | ND | 1.0 | 0.34 | 01/04/22 12:17 | |
| 1,2-Dibromoethane (EDB) | ug/L | ND | 0.50 | 0.27 | 01/04/22 12:17 | |
| 1,2-Dichlorobenzene | ug/L | ND | 0.50 | 0.34 | 01/04/22 12:17 | |
| 1,2-Dichloroethane | ug/L | ND | 0.50 | 0.32 | 01/04/22 12:17 | |
| 1,2-Dichloropropane | ug/L | ND | 0.50 | 0.36 | 01/04/22 12:17 | |
| 1,3,5-Trimethylbenzene | ug/L | ND | 0.50 | 0.33 | 01/04/22 12:17 | |
| 1,3-Dichlorobenzene | ug/L | ND | 0.50 | 0.34 | 01/04/22 12:17 | |
| 1,3-Dichloropropane | ug/L | ND | 0.50 | 0.28 | 01/04/22 12:17 | |
| 1,4-Dichlorobenzene | ug/L | ND | 0.50 | 0.33 | 01/04/22 12:17 | |
| 2,2-Dichloropropane | ug/L | ND | 0.50 | 0.39 | 01/04/22 12:17 | |
| 2-Chlorotoluene | ug/L | ND | 0.50 | 0.32 | 01/04/22 12:17 | |
| 4-Chlorotoluene | ug/L | ND | 0.50 | 0.32 | 01/04/22 12:17 | |
| Benzene | ug/L | ND | 0.50 | 0.34 | 01/04/22 12:17 | |
| Bromobenzene | ug/L | ND | 0.50 | 0.29 | 01/04/22 12:17 | |
| Bromochloromethane | ug/L | ND | 0.50 | 0.47 | 01/04/22 12:17 | |
| Bromodichloromethane | ug/L | ND | 0.50 | 0.31 | 01/04/22 12:17 | |
| Bromoform | ug/L | ND | 0.50 | 0.34 | 01/04/22 12:17 | |
| Bromomethane | ug/L | ND | 5.0 | 1.7 | 01/04/22 12:17 | |
| Carbon tetrachloride | ug/L | ND | 0.50 | 0.33 | 01/04/22 12:17 | |
| Chlorobenzene | ug/L | ND | 0.50 | 0.28 | 01/04/22 12:17 | |
| Chloroethane | ug/L | ND | 1.0 | 0.65 | 01/04/22 12:17 | |
| Chloroform | ug/L | ND | 0.50 | 0.35 | 01/04/22 12:17 | |
| Chloromethane | ug/L | ND | 1.0 | 0.54 | 01/04/22 12:17 | |
| cis-1,2-Dichloroethene | ug/L | ND | 0.50 | 0.38 | 01/04/22 12:17 | |
| cis-1,3-Dichloropropene | ug/L | ND | 0.50 | 0.36 | 01/04/22 12:17 | |
| Dibromochloromethane | ug/L | ND | 0.50 | 0.36 | 01/04/22 12:17 | |
| Dibromomethane | ug/L | ND | 0.50 | 0.39 | 01/04/22 12:17 | |
| Dichlorodifluoromethane | ug/L | ND | 0.50 | 0.35 | 01/04/22 12:17 | |
| Diisopropyl ether | ug/L | ND | 0.50 | 0.31 | 01/04/22 12:17 | |

**Results presented on this page are in the units indicated by the "Units" column except where an alternate unit is presented to the right of the result.**

## REPORT OF LABORATORY ANALYSIS

This report shall not be reproduced, except in full,
without the written consent of Pace Analytical Services, LLC.

**Pace Analytical Services, LLC**
9800 Kincey Ave. Suite 100
Huntersville, NC 28078
(704)875-9092

## QUALITY CONTROL DATA

Project: CPC HUNTERSVILLE
Pace Project No.: 92580647

METHOD BLANK: 3506356 Matrix: Water
Associated Lab Samples: 92580647003

| Parameter | Units | Blank Result | Reporting Limit | MDL | Analyzed | Qualifiers |
|---|---|---|---|---|---|---|
| Ethylbenzene | ug/L | ND | 0.50 | 0.30 | 01/04/22 12:17 | |
| Hexachloro-1,3-butadiene | ug/L | ND | 2.0 | 1.5 | 01/04/22 12:17 | |
| Isopropylbenzene (Cumene) | ug/L | ND | 0.50 | 0.33 | 01/04/22 12:17 | |
| m&p-Xylene | ug/L | ND | 1.0 | 0.71 | 01/04/22 12:17 | |
| Methyl-tert-butyl ether | ug/L | ND | 0.50 | 0.42 | 01/04/22 12:17 | |
| Methylene Chloride | ug/L | ND | 2.0 | 2.0 | 01/04/22 12:17 | |
| n-Butylbenzene | ug/L | ND | 0.50 | 0.49 | 01/04/22 12:17 | |
| n-Propylbenzene | ug/L | ND | 0.50 | 0.34 | 01/04/22 12:17 | |
| Naphthalene | ug/L | ND | 2.0 | 0.64 | 01/04/22 12:17 | |
| o-Xylene | ug/L | ND | 0.50 | 0.34 | 01/04/22 12:17 | |
| sec-Butylbenzene | ug/L | ND | 0.50 | 0.40 | 01/04/22 12:17 | |
| Styrene | ug/L | ND | 0.50 | 0.29 | 01/04/22 12:17 | |
| tert-Butylbenzene | ug/L | ND | 0.50 | 0.32 | 01/04/22 12:17 | |
| Tetrachloroethene | ug/L | ND | 0.50 | 0.29 | 01/04/22 12:17 | |
| Toluene | ug/L | ND | 0.50 | 0.48 | 01/04/22 12:17 | |
| trans-1,2-Dichloroethene | ug/L | ND | 0.50 | 0.40 | 01/04/22 12:17 | |
| trans-1,3-Dichloropropene | ug/L | ND | 0.50 | 0.36 | 01/04/22 12:17 | |
| Trichloroethene | ug/L | ND | 0.50 | 0.38 | 01/04/22 12:17 | |
| Trichlorofluoromethane | ug/L | ND | 1.0 | 0.30 | 01/04/22 12:17 | |
| Vinyl chloride | ug/L | ND | 1.0 | 0.39 | 01/04/22 12:17 | |
| 1,2-Dichloroethane-d4 (S) | % | 104 | 70-130 | | 01/04/22 12:17 | |
| 4-Bromofluorobenzene (S) | % | 96 | 70-130 | | 01/04/22 12:17 | |
| Toluene-d8 (S) | % | 101 | 70-130 | | 01/04/22 12:17 | |

LABORATORY CONTROL SAMPLE: 3506357

| Parameter | Units | Spike Conc. | LCS Result | LCS % Rec | % Rec Limits | Qualifiers |
|---|---|---|---|---|---|---|
| 1,1,1,2-Tetrachloroethane | ug/L | 50 | 52.1 | 104 | 60-140 | |
| 1,1,1-Trichloroethane | ug/L | 50 | 45.5 | 91 | 60-140 | |
| 1,1,2,2-Tetrachloroethane | ug/L | 50 | 51.2 | 102 | 60-140 | |
| 1,1,2-Trichloroethane | ug/L | 50 | 48.0 | 96 | 60-140 | |
| 1,1-Dichloroethane | ug/L | 50 | 45.8 | 92 | 60-140 | |
| 1,1-Dichloroethene | ug/L | 50 | 41.5 | 83 | 60-140 | |
| 1,1-Dichloropropene | ug/L | 50 | 45.1 | 90 | 60-140 | |
| 1,2,3-Trichlorobenzene | ug/L | 50 | 57.1 | 114 | 60-140 | |
| 1,2,3-Trichloropropane | ug/L | 50 | 55.0 | 110 | 60-140 | |
| 1,2,4-Trichlorobenzene | ug/L | 50 | 57.2 | 114 | 60-140 | |
| 1,2,4-Trimethylbenzene | ug/L | 50 | 51.3 | 103 | 60-140 | |
| 1,2-Dibromo-3-chloropropane | ug/L | 50 | 55.8 | 112 | 60-140 | |
| 1,2-Dibromoethane (EDB) | ug/L | 50 | 50.6 | 101 | 60-140 | |
| 1,2-Dichlorobenzene | ug/L | 50 | 50.0 | 100 | 60-140 | |
| 1,2-Dichloroethane | ug/L | 50 | 44.8 | 90 | 60-140 | |
| 1,2-Dichloropropane | ug/L | 50 | 48.1 | 96 | 60-140 | |
| 1,3,5-Trimethylbenzene | ug/L | 50 | 51.8 | 104 | 60-140 | |

**Results presented on this page are in the units indicated by the "Units" column except where an alternate unit is presented to the right of the result.**

## REPORT OF LABORATORY ANALYSIS

This report shall not be reproduced, except in full,
without the written consent of Pace Analytical Services, LLC.

Pace Analytical Services, LLC
9800 Kincey Ave. Suite 100
Huntersville, NC 28078
(704)875-9092

## QUALITY CONTROL DATA

Project: CPC HUNTERSVILLE
Pace Project No.: 92580647

LABORATORY CONTROL SAMPLE: 3506357

| Parameter | Units | Spike Conc. | LCS Result | LCS % Rec | % Rec Limits | Qualifiers |
|---|---|---|---|---|---|---|
| 1,3-Dichlorobenzene | ug/L | 50 | 51.1 | 102 | 60-140 | |
| 1,3-Dichloropropane | ug/L | 50 | 47.9 | 96 | 60-140 | |
| 1,4-Dichlorobenzene | ug/L | 50 | 49.3 | 99 | 60-140 | |
| 2,2-Dichloropropane | ug/L | 50 | 46.3 | 93 | 60-140 | |
| 2-Chlorotoluene | ug/L | 50 | 48.6 | 97 | 60-140 | |
| 4-Chlorotoluene | ug/L | 50 | 49.7 | 99 | 60-140 | |
| Benzene | ug/L | 50 | 46.3 | 93 | 60-140 | |
| Bromobenzene | ug/L | 50 | 50.6 | 101 | 60-140 | |
| Bromochloromethane | ug/L | 50 | 49.5 | 99 | 60-140 | |
| Bromodichloromethane | ug/L | 50 | 49.7 | 99 | 60-140 | |
| Bromoform | ug/L | 50 | 58.9 | 118 | 60-140 | |
| Bromomethane | ug/L | 50 | 46.8 | 94 | 60-140 | |
| Carbon tetrachloride | ug/L | 50 | 50.0 | 100 | 60-140 | |
| Chlorobenzene | ug/L | 50 | 48.0 | 96 | 60-140 | |
| Chloroethane | ug/L | 50 | 55.6 | 111 | 60-140 | |
| Chloroform | ug/L | 50 | 44.1 | 88 | 60-140 | |
| Chloromethane | ug/L | 50 | 39.2 | 78 | 60-140 | |
| cis-1,2-Dichloroethene | ug/L | 50 | 46.1 | 92 | 60-140 | |
| cis-1,3-Dichloropropene | ug/L | 50 | 50.8 | 102 | 60-140 | |
| Dibromochloromethane | ug/L | 50 | 53.9 | 108 | 60-140 | |
| Dibromomethane | ug/L | 50 | 50.5 | 101 | 60-140 | |
| Dichlorodifluoromethane | ug/L | 50 | 47.2 | 94 | 60-140 | |
| Diisopropyl ether | ug/L | 50 | 43.8 | 88 | 60-140 | |
| Ethylbenzene | ug/L | 50 | 48.9 | 98 | 60-140 | |
| Hexachloro-1,3-butadiene | ug/L | 50 | 54.2 | 108 | 60-140 | |
| Isopropylbenzene (Cumene) | ug/L | 50 | 52.9 | 106 | 60-140 | |
| m&p-Xylene | ug/L | 100 | 101 | 101 | 60-140 | |
| Methyl-tert-butyl ether | ug/L | 50 | 45.8 | 92 | 60-140 | |
| Methylene Chloride | ug/L | 50 | 45.8 | 92 | 60-140 | |
| n-Butylbenzene | ug/L | 50 | 55.3 | 111 | 60-140 | |
| n-Propylbenzene | ug/L | 50 | 50.7 | 101 | 60-140 | |
| Naphthalene | ug/L | 50 | 58.4 | 117 | 60-140 | |
| o-Xylene | ug/L | 50 | 51.3 | 103 | 60-140 | |
| sec-Butylbenzene | ug/L | 50 | 51.1 | 102 | 60-140 | |
| Styrene | ug/L | 50 | 52.8 | 106 | 60-140 | |
| tert-Butylbenzene | ug/L | 50 | 43.1 | 86 | 60-140 | |
| Tetrachloroethene | ug/L | 50 | 51.3 | 103 | 60-140 | |
| Toluene | ug/L | 50 | 45.6 | 91 | 60-140 | |
| trans-1,2-Dichloroethene | ug/L | 50 | 45.9 | 92 | 60-140 | |
| trans-1,3-Dichloropropene | ug/L | 50 | 52.6 | 105 | 60-140 | |
| Trichloroethene | ug/L | 50 | 47.0 | 94 | 60-140 | |
| Trichlorofluoromethane | ug/L | 50 | 53.8 | 108 | 60-140 | |
| Vinyl chloride | ug/L | 50 | 43.4 | 87 | 60-140 | |
| 1,2-Dichloroethane-d4 (S) | % | | | 95 | 70-130 | |
| 4-Bromofluorobenzene (S) | % | | | 99 | 70-130 | |
| Toluene-d8 (S) | % | | | 97 | 70-130 | |

**Results presented on this page are in the units indicated by the "Units" column except where an alternate unit is presented to the right of the result.**

## REPORT OF LABORATORY ANALYSIS

This report shall not be reproduced, except in full,
without the written consent of Pace Analytical Services, LLC.

Pace Analytical Services, LLC
9800 Kincey Ave. Suite 100
Huntersville, NC 28078
(704)875-9092

## QUALITY CONTROL DATA

Project: CPC HUNTERSVILLE
Pace Project No.: 92580647

MATRIX SPIKE & MATRIX SPIKE DUPLICATE: 3506358 3506359

| Parameter | Units | 92580647003 Result | MS Spike Conc. | MSD Spike Conc. | MS Result | MSD Result | MS % Rec | MSD % Rec | % Rec Limits | RPD | Max RPD | Qual |
|---|---|---|---|---|---|---|---|---|---|---|---|---|
| 1,1,1,2-Tetrachloroethane | ug/L | ND | 20 | 20 | 23.0 | 23.3 | 115 | 117 | 60-140 | 1 | 30 | |
| 1,1,1-Trichloroethane | ug/L | ND | 20 | 20 | 21.9 | 22.3 | 110 | 111 | 60-140 | 2 | 30 | |
| 1,1,2,2-Tetrachloroethane | ug/L | ND | 20 | 20 | 22.9 | 23.1 | 114 | 116 | 60-140 | 1 | 30 | |
| 1,1,2-Trichloroethane | ug/L | ND | 20 | 20 | 21.5 | 21.6 | 107 | 108 | 60-140 | 0 | 30 | |
| 1,1-Dichloroethane | ug/L | ND | 20 | 20 | 21.6 | 22.4 | 108 | 112 | 60-140 | 4 | 30 | |
| 1,1-Dichloroethene | ug/L | ND | 20 | 20 | 20.3 | 20.4 | 102 | 102 | 60-140 | 1 | 30 | |
| 1,1-Dichloropropene | ug/L | ND | 20 | 20 | 21.4 | 22.2 | 107 | 111 | 60-140 | 4 | 30 | |
| 1,2,3-Trichlorobenzene | ug/L | ND | 20 | 20 | 22.7 | 23.3 | 114 | 117 | 60-140 | 3 | 30 | |
| 1,2,3-Trichloropropane | ug/L | ND | 20 | 20 | 24.4 | 23.9 | 122 | 120 | 60-140 | 2 | 30 | |
| 1,2,4-Trichlorobenzene | ug/L | ND | 20 | 20 | 22.9 | 24.0 | 115 | 120 | 60-140 | 5 | 30 | |
| 1,2,4-Trimethylbenzene | ug/L | ND | 20 | 20 | 22.6 | 23.6 | 113 | 118 | 60-140 | 5 | 30 | |
| 1,2-Dibromo-3-chloropropane | ug/L | ND | 20 | 20 | 23.4 | 23.2 | 117 | 116 | 60-140 | 1 | 30 | |
| 1,2-Dibromoethane (EDB) | ug/L | ND | 20 | 20 | 22.6 | 22.3 | 113 | 112 | 60-140 | 1 | 30 | |
| 1,2-Dichlorobenzene | ug/L | ND | 20 | 20 | 21.8 | 22.1 | 109 | 111 | 60-140 | 1 | 30 | |
| 1,2-Dichloroethane | ug/L | ND | 20 | 20 | 21.3 | 21.2 | 107 | 106 | 60-140 | 1 | 30 | |
| 1,2-Dichloropropane | ug/L | ND | 20 | 20 | 21.7 | 22.0 | 108 | 110 | 60-140 | 1 | 30 | |
| 1,3,5-Trimethylbenzene | ug/L | ND | 20 | 20 | 22.6 | 23.4 | 113 | 117 | 60-140 | 3 | 30 | |
| 1,3-Dichlorobenzene | ug/L | ND | 20 | 20 | 21.7 | 22.5 | 108 | 113 | 60-140 | 4 | 30 | |
| 1,3-Dichloropropane | ug/L | ND | 20 | 20 | 21.7 | 22.0 | 108 | 110 | 60-140 | 2 | 30 | |
| 1,4-Dichlorobenzene | ug/L | ND | 20 | 20 | 21.6 | 22.5 | 108 | 113 | 60-140 | 4 | 30 | |
| 2,2-Dichloropropane | ug/L | ND | 20 | 20 | 21.5 | 22.5 | 108 | 112 | 60-140 | 4 | 30 | |
| 2-Chlorotoluene | ug/L | ND | 20 | 20 | 21.6 | 22.9 | 108 | 115 | 60-140 | 6 | 30 | |
| 4-Chlorotoluene | ug/L | ND | 20 | 20 | 22.0 | 22.4 | 110 | 112 | 60-140 | 2 | 30 | |
| Benzene | ug/L | ND | 20 | 20 | 21.4 | 21.6 | 107 | 108 | 60-140 | 1 | 30 | |
| Bromobenzene | ug/L | ND | 20 | 20 | 22.0 | 22.4 | 110 | 112 | 60-140 | 1 | 30 | |
| Bromochloromethane | ug/L | ND | 20 | 20 | 23.3 | 23.5 | 117 | 118 | 60-140 | 1 | 30 | |
| Bromodichloromethane | ug/L | ND | 20 | 20 | 21.5 | 22.0 | 107 | 110 | 60-140 | 2 | 30 | |
| Bromoform | ug/L | ND | 20 | 20 | 23.6 | 23.7 | 118 | 119 | 60-140 | 0 | 30 | |
| Bromomethane | ug/L | ND | 20 | 20 | 24.0 | 25.5 | 120 | 128 | 60-140 | 6 | 30 | |
| Carbon tetrachloride | ug/L | ND | 20 | 20 | 22.3 | 22.9 | 111 | 115 | 60-140 | 3 | 30 | |
| Chlorobenzene | ug/L | ND | 20 | 20 | 21.9 | 21.9 | 109 | 109 | 60-140 | 0 | 30 | |
| Chloroethane | ug/L | ND | 20 | 20 | 30.7 | 30.4 | 154 | 152 | 60-140 | 1 | 30 | M1 |
| Chloroform | ug/L | 0.46J | 20 | 20 | 21.2 | 22.0 | 103 | 108 | 60-140 | 4 | 30 | |
| Chloromethane | ug/L | ND | 20 | 20 | 19.5 | 20.2 | 98 | 101 | 60-140 | 4 | 30 | |
| cis-1,2-Dichloroethene | ug/L | ND | 20 | 20 | 21.6 | 21.7 | 108 | 109 | 60-140 | 1 | 30 | |
| cis-1,3-Dichloropropene | ug/L | ND | 20 | 20 | 22.1 | 21.9 | 110 | 110 | 60-140 | 1 | 30 | |
| Dibromochloromethane | ug/L | ND | 20 | 20 | 22.5 | 22.7 | 113 | 114 | 60-140 | 1 | 30 | |
| Dibromomethane | ug/L | ND | 20 | 20 | 22.6 | 22.5 | 113 | 113 | 60-140 | 1 | 30 | |
| Dichlorodifluoromethane | ug/L | ND | 20 | 20 | 22.5 | 23.1 | 113 | 116 | 60-140 | 2 | 30 | |
| Diisopropyl ether | ug/L | ND | 20 | 20 | 20.8 | 20.9 | 104 | 105 | 60-140 | 1 | 30 | |
| Ethylbenzene | ug/L | ND | 20 | 20 | 22.3 | 22.5 | 112 | 113 | 60-140 | 1 | 30 | |
| Hexachloro-1,3-butadiene | ug/L | ND | 20 | 20 | 23.7 | 23.5 | 118 | 118 | 60-140 | 1 | 30 | |
| Isopropylbenzene (Cumene) | ug/L | ND | 20 | 20 | 23.8 | 23.8 | 119 | 119 | 60-140 | 0 | 30 | |
| m&p-Xylene | ug/L | ND | 40 | 40 | 46.0 | 45.7 | 115 | 114 | 60-140 | 1 | 30 | |

**Results presented on this page are in the units indicated by the "Units" column except where an alternate unit is presented to the right of the result.**

## REPORT OF LABORATORY ANALYSIS

This report shall not be reproduced, except in full,
without the written consent of Pace Analytical Services, LLC.

**Pace Analytical Services, LLC**
9800 Kincey Ave. Suite 100
Huntersville, NC 28078
(704)875-9092

## QUALITY CONTROL DATA

Project: CPC HUNTERSVILLE
Pace Project No.: 92580647

MATRIX SPIKE & MATRIX SPIKE DUPLICATE: 3506358 3506359

| Parameter | Units | 92580647003 Result | MS Spike Conc. | MSD Spike Conc. | MS Result | MSD Result | MS % Rec | MSD % Rec | % Rec Limits | RPD | Max RPD | Qual |
|---|---|---|---|---|---|---|---|---|---|---|---|---|
| Methyl-tert-butyl ether | ug/L | ND | 20 | 20 | 20.4 | 20.7 | 102 | 104 | 60-140 | 2 | 30 | |
| Methylene Chloride | ug/L | ND | 20 | 20 | 20.9 | 21.5 | 105 | 108 | 60-140 | 3 | 30 | |
| n-Butylbenzene | ug/L | ND | 20 | 20 | 24.3 | 25.2 | 122 | 126 | 60-140 | 3 | 30 | |
| n-Propylbenzene | ug/L | ND | 20 | 20 | 22.5 | 23.5 | 112 | 117 | 60-140 | 4 | 30 | |
| Naphthalene | ug/L | ND | 20 | 20 | 22.8 | 23.2 | 114 | 116 | 60-140 | 2 | 30 | |
| o-Xylene | ug/L | ND | 20 | 20 | 23.0 | 23.4 | 115 | 117 | 60-140 | 2 | 30 | |
| sec-Butylbenzene | ug/L | ND | 20 | 20 | 22.9 | 23.9 | 115 | 120 | 60-140 | 4 | 30 | |
| Styrene | ug/L | ND | 20 | 20 | 22.9 | 23.1 | 114 | 116 | 60-140 | 1 | 30 | |
| tert-Butylbenzene | ug/L | ND | 20 | 20 | 18.8 | 19.7 | 94 | 99 | 60-140 | 5 | 30 | |
| Tetrachloroethene | ug/L | ND | 20 | 20 | 23.3 | 23.1 | 116 | 116 | 60-140 | 0 | 30 | |
| Toluene | ug/L | ND | 20 | 20 | 21.2 | 21.1 | 106 | 106 | 60-140 | 0 | 30 | |
| trans-1,2-Dichloroethene | ug/L | ND | 20 | 20 | 21.5 | 22.3 | 107 | 112 | 60-140 | 4 | 30 | |
| trans-1,3-Dichloropropene | ug/L | ND | 20 | 20 | 22.2 | 22.5 | 111 | 112 | 60-140 | 1 | 30 | |
| Trichloroethene | ug/L | ND | 20 | 20 | 21.2 | 22.0 | 106 | 110 | 60-140 | 4 | 30 | |
| Trichlorofluoromethane | ug/L | ND | 20 | 20 | 23.1 | 22.0 | 115 | 110 | 60-140 | 5 | 30 | |
| Vinyl chloride | ug/L | ND | 20 | 20 | 21.8 | 22.0 | 109 | 110 | 60-140 | 1 | 30 | |
| 1,2-Dichloroethane-d4 (S) | % | | | | | | 96 | 95 | 70-130 | | | |
| 4-Bromofluorobenzene (S) | % | | | | | | 99 | 98 | 70-130 | | | |
| Toluene-d8 (S) | % | | | | | | 98 | 98 | 70-130 | | | |

**Results presented on this page are in the units indicated by the "Units" column except where an alternate unit is presented to the right of the result.**

## REPORT OF LABORATORY ANALYSIS

This report shall not be reproduced, except in full,
without the written consent of Pace Analytical Services, LLC.

**Pace Analytical Services, LLC**
9800 Kincey Ave. Suite 100
Huntersville, NC 28078
(704)875-9092

# QUALIFIERS

Project: CPC HUNTERSVILLE
Pace Project No.: 92580647

## DEFINITIONS

DF - Dilution Factor, if reported, represents the factor applied to the reported data due to dilution of the sample aliquot.

ND - Not Detected at or above adjusted reporting limit.

TNTC - Too Numerous To Count

J - Estimated concentration above the adjusted method detection limit and below the adjusted reporting limit.

MDL - Adjusted Method Detection Limit.

PQL - Practical Quantitation Limit.

RL - Reporting Limit - The lowest concentration value that meets project requirements for quantitative data with known precision and bias for a specific analyte in a specific matrix.

S - Surrogate

1,2-Diphenylhydrazine decomposes to and cannot be separated from Azobenzene using Method 8270. The result for each analyte is a combined concentration.

Consistent with EPA guidelines, unrounded data are displayed and have been used to calculate % recovery and RPD values.

LCS(D) - Laboratory Control Sample (Duplicate)

MS(D) - Matrix Spike (Duplicate)

DUP - Sample Duplicate

RPD - Relative Percent Difference

NC - Not Calculable.

SG - Silica Gel - Clean-Up

U - Indicates the compound was analyzed for, but not detected.

Acid preservation may not be appropriate for 2 Chloroethylvinyl ether.

A separate vial preserved to a pH of 4-5 is recommended in SW846 Chapter 4 for the analysis of Acrolein and Acrylonitrile by EPA Method 8260.

N-Nitrosodiphenylamine decomposes and cannot be separated from Diphenylamine using Method 8270. The result reported for each analyte is a combined concentration.

Reported results are not rounded until the final step prior to reporting. Therefore, calculated parameters that are typically reported as "Total" may vary slightly from the sum of the reported component parameters.

Pace Analytical is TNI accredited. Contact your Pace PM for the current list of accredited analytes.

TNI - The NELAC Institute.

## ANALYTE QUALIFIERS

| | |
|---|---|
| M1 | Matrix spike recovery exceeded QC limits. Batch accepted based on laboratory control sample (LCS) recovery. |
| N2 | The lab does not hold NELAC/TNI accreditation for this parameter but other accreditations/certifications may apply. A complete list of accreditations/certifications is available upon request. |



This report shall not be reproduced, except in full,
without the written consent of Pace Analytical Services, LLC.

**Pace Analytical Services, LLC**
9800 Kincey Ave. Suite 100
Huntersville, NC 28078
(704)875-9092

## QUALITY CONTROL DATA CROSS REFERENCE TABLE

Project: CPC HUNTERSVILLE
Pace Project No.: 92580647

| Lab ID | Sample ID | QC Batch Method | QC Batch | Analytical Method | Analytical Batch |
|---|---|---|---|---|---|
| **92580647001** | **MW-66** | MADEP VPH | 669997 | | |
| **92580647002** | **MW-67** | MADEP VPH | 670001 | | |
| **92580647003** | **MW-42** | MADEP VPH | 670001 | | |
| **92580647004** | **MW-68** | MADEP VPH | 670001 | | |
| **92580647005** | **FB-2-20220103** | MADEP VPH | 670001 | | |
| **92580647001** | **MW-66** | SM 6200B | 669657 | | |
| **92580647002** | **MW-67** | SM 6200B | 669657 | | |
| **92580647003** | **MW-42** | SM 6200B | 669658 | | |
| **92580647004** | **MW-68** | SM 6200B | 669657 | | |
| **92580647005** | **FB-2-20220103** | SM 6200B | 669657 | | |
| **92580647006** | **TRIP BLANK** | SM 6200B | 669657 | | |



This report shall not be reproduced, except in full,
without the written consent of Pace Analytical Services, LLC.

| Pace Analytical® | Document Name: Sample Condition Upon Receipt (SCUR) | Document Revised: November 15, 2021 Page 1 of 2 |
|---|---|---|
| | Document No.: F-CAR-CS-033-Rev.08 | Issuing Authority: Pace Carolinas Quality Office |

**Laboratory receiving samples:**
Asheville ☐ Eden ☐ Greenwood ☐ Huntersville ☑ Raleigh ☐ Mechanicsville ☐ Atlanta ☐ Kernersville ☐

**Sample Condition Upon Receipt**

**Client Name:** AECOM

**Project #:** WO# : 92580647

92580647

**Courier:** ☐ Commercial ☐ Fed Ex ☐ Pace ☐ UPS ☐ USPS ☐ Other:____ ☑ Client

**Custody Seal Present?** ☐ Yes ☑ No **Seals Intact?** ☐ Yes ☑ No

**Date/Initials Person Examining Contents:** MJL-3-22

**Packing Material:** ☐ Bubble Wrap ☑ Bubble Bags ☐ None ☐ Other

**Biological Tissue Frozen?** ☐ Yes ☐ No ☑ N/A

**Thermometer:** ☐ IR Gun ID: 327064 ☑ Wet ☐ Blue ☐ None **Type of Ice:**

**Cooler Temp:** 5.3 **Correction Factor:** Add/Subtract (°C) 0

**Cooler Temp Corrected (°C):** 5.3

Temp should be above freezing to 6°C
☐ Samples out of temp criteria. Samples on ice, cooling process has begun

**USDA Regulated Soil** ( ☑ N/A, water sample)

Did samples originate in a quarantine zone within the United States: CA, NY, or SC (check maps)? ☐ Yes ☐ No

Did samples originate from a foreign source (internationally, including Hawaii and Puerto Rico)? ☐ Yes ☐ No

| | | | | Comments/Discrepancy: |
|---|---|---|---|---|
| Chain of Custody Present? | ☑ Yes | ☐ No | ☐ N/A | 1. |
| Samples Arrived within Hold Time? | ☑ Yes | ☐ No | ☐ N/A | 2. |
| **Short Hold Time Analysis (<72 hr.)?** | ☐ Yes | ☑ No | ☐ N/A | 3. |
| **Rush Turn Around Time Requested?** | ☐ Yes | ☑ No | ☐ N/A | 4. |
| Sufficient Volume? | ☑ Yes | ☐ No | ☐ N/A | 5. |
| Correct Containers Used? | ☑ Yes | ☐ No | ☐ N/A | 6. |
| -Pace Containers Used? | ☑ Yes | ☐ No | ☐ N/A | |
| Containers Intact? | ☑ Yes | ☐ No | ☐ N/A | 7. |
| Dissolved analysis: Samples Field Filtered? | ☐ Yes | ☐ No | ☑ N/A | 8. |
| Sample Labels Match COC? | ☑ Yes | ☐ No | ☐ N/A | 9. |
| -Includes Date/Time/ID/Analysis Matrix: WT | | | | |
| Headspace in VOA Vials (>5-6mm)? | ☐ Yes | ☑ No | ☐ N/A | 10. |
| Trip Blank Present? | ☑ Yes | ☐ No | ☐ N/A | 11. |
| Trip Blank Custody Seals Present? | ☐ Yes | ☐ No | ☐ N/A | |

**COMMENTS/SAMPLE DISCREPANCY**

**Field Data Required?** ☐ Yes ☐ No

Lot ID of split containers:

**CLIENT NOTIFICATION/RESOLUTION**

Person contacted: _____ Date/Time: _____

**Project Manager SCURF Review:** _____ **Date:** _____

**Project Manager SRF Review:** _____ **Date:** _____

***Check mark top half of box if pH and/or dechlorination is verified and within the acceptance range for preservation samples.**

Exceptions: VOA, Coliform, TOC, Oil and Grease, DRO/8015 (water) DOC, LLHg

****Bottom half of box is to list number of bottles**

Project WO# : 92580647

PM: BV Due Date: 01/06/22

CLIENT: 92-AECOM CHA

| Item# | BP4U-125 mL Plastic Unpreserved (N/A) (Cl-) | BP3U-250 mL Plastic Unpreserved (N/A) | BP2U-500 mL Plastic Unpreserved (N/A) | BP1U-1 liter Plastic Unpreserved (N/A) | BP4S-125 mL Plastic H2SO4 (pH < 2) (Cl-) | BP3N-250 mL plastic HNO3 (pH < 2) | BP4Z-125 mL Plastic ZN Acetate & NaOH (>9) | BP4B-125 mL Plastic NaOH (pH > 12) (Cl-) | WGFU-Wide-mouthed Glass jar Unpreserved | AG1U-1 liter Amber Unpreserved (N/A) (Cl-) | AG1H-1 liter Amber HCl (pH < 2) | AG3U-250 mL Amber Unpreserved (N/A) (Cl-) | AG1S-1 liter Amber H2SO4 (pH < 2) | AG3S-250 mL Amber H2SO4 (pH < 2) | AG3A(DG3A)-250 mL Amber NH4Cl (N/A)(Cl-) | DG9H-40 mL VOA HCl (N/A) | VG9T-40 mL VOA Na2S2O3 (N/A) | VG9U-40 mL VOA Unpreserved (N/A) | DG9P-40 mL VOA H3PO4 (N/A) | VOAK (3 vials per kit)-5035 kit (N/A) | V/GK (3 vials per kit)-VPH/Gas kit (N/A) | SP5T-125 mL Sterile Plastic (N/A – lab) | SP2T-250 mL Sterile Plastic (N/A – lab) | | BP3A-250 mL Plastic (NH2)2SO4 (9.3-9.7) | AG0U-100 mL Amber Unpreserved vials (N/A) | VSGU-20 mL Scintillation vials (N/A) | DG9U-40 mL Amber Unpreserved vials (N/A) |
|---|---|---|---|---|---|---|---|---|---|---|---|---|---|---|---|---|---|---|---|---|---|---|---|---|---|---|---|---|---|
| 1 | | | | | | 1 | | | | | | | | | | 7 | | | | | | | | | | | | | |
| 2 | | | | | | 1 | | | | | | | | | | 7 | | | | | | | | | | | | | |
| 3 | | | | | | 1 | | | | | | | | | | 7 | | | | | | | | | | | | | |
| 4 | | | | | | 1 | | | | | | | | | | 7 | | | | | | | | | | | | | |
| 5 | | | | | | | | | | | | | | | | 7 | | | | | | | | | | | | | |
| 6 | | | | | | | | | | | | | | | | 2 | | | | | | | | | | | | | |
| 7 | | | | | | | | | | | | | | | | | | | | | | | | | | | | | |
| 8 | | | | | | | | | | | | | | | | | | | | | | | | | | | | | |
| 9 | | | | | | | | | | | | | | | | | | | | | | | | | | | | | |
| 10 | | | | | | | | | | | | | | | | | | | | | | | | | | | | | |
| 11 | | | | | | | | | | | | | | | | | | | | | | | | | | | | | |
| 12 | | | | | | | | | | | | | | | | | | | | | | | | | | | | | |

## pH Adjustment Log for Preserved Samples

| Sample ID | Type of Preservative | pH upon receipt | Date preservation adjusted | Time preservation adjusted | Amount of Preservative added | Lot # |
|---|---|---|---|---|---|---|
| | | | | | | |
| | | | | | | |
| | | | | | | |

Note: Whenever there is a discrepancy affecting North Carolina compliance samples, a copy of this form will be sent to the North Carolina DEHNR Certification Office (i.e. Out of hold, incorrect preservative, out of temp, incorrect containers.

BLUE

Pace Analytical
WWW.PACELABS.COM

# CHAIN-OF-CUSTODY / Analytical Request Document

The Chain-of-Custody is a LEGAL DOCUMENT. All relevant fields must be completed accurately.

Submitting a sample via this chain of custody constitutes acknowledgment and acceptance of the Pace Terms and Conditions found at https://info.pacelabs.com/hubfs/pas-standard-terms.pdf.



| Section A Required Client Information: | | Section B Required Project Information: | | Section C Invoice Information: | |
|---|---|---|---|---|---|
| Company: | AECOM | Report To: | Andrew Wreschnig | Attention: | |
| Address: | 6000 Fairview Road | Copy To: | | Company Name: | |
| | Suite 200, Charlotte, NC 28210 | | | Address: | |
| Email: | andrew.wreschnig@aecom.com | Purchase Order #: | | Pace Quote: | |
| Phone: | (704)522-0330 Fax | Project Name: | CPC Huntersville 60639876 | Pace Project Manager: | bonnie.vang@pacelabs.com, |
| Requested Due Date: | 3-Day TAT | Project #: | | Pace Profile #: | 12518-3 |

| Regulatory Agency | |
|---|---|
| State / Location | NC |

**WO# : 92580647**

**PM: BV Due Date: 01/06/22**

**CLIENT: 92-AECOM CHA**

| ITEM # | SAMPLE ID (One Character per box. (A-Z, 0-9 / , -) Sample Ids must be unique) | MATRIX CODE (see valid codes to left) | SAMPLE TYPE (G=GRAB C=COMP) | COLLECTED START DATE | COLLECTED START TIME | COLLECTED END DATE | COLLECTED END TIME | SAMPLE TEMP AT COLLECTION | # OF CONTAINERS | Preservatives: Unpreserved | H2SO4 | HNO3 | HCl | NaOH | Na2S2O3 | Methanol | Other | Analyses Test Y/N | 6200 | VPH | Lead; Total | Trip BLANK | 2L DI Water | |
|---|---|---|---|---|---|---|---|---|---|---|---|---|---|---|---|---|---|---|---|---|---|---|---|---|
| 1 | MW-66 | WT | G | 1/3/22 | 1215 | | | | 8 | | | X | X | | | | | | X | X | X | | | 001 |
| 2 | MW-67 | WT | G | 1/3/22 | 1325 | | | | 8 | | | X | X | | | | | | X | X | X | | | 002 |
| 3 | MW-42 | WT | G | 1/3/22 | 1325 | | | | 8 | | | X | X | | | | | | X | X | X | | | 003 |
| 4 | MW-68 | WT | G | 1/3/22 | 1425 | | | | 8 | | | X | X | | | | | | X | X | X | | | 004 |
| 5 | FB-2-20220103 | WT | G | 1/3/22 | 1700 | | | | 7 | | | | X | | | | | | X | X | | | | 005 |
| 6 | Trip Blank | WT | G | — | — | | | | | | | | | | | | | | | | | X | | 006 |
| 7 | | | | | | | | | | | | | | | | | | | | | | | | |
| 8 | | | | | | | | | | | | | | | | | | | | | | | | |
| 9 | | | | | | | | | | | | | | | | | | | | | | | | |
| 10 | | | | | | | | | | | | | | | | | | | | | | | | |
| 11 | | | | | | | | | | | | | | | | | | | | | | | | |
| 12 | | | | | | | | | | | | | | | | | | | | | | | | |

| ADDITIONAL COMMENTS | RELINQUISHED BY / AFFILIATION | DATE | TIME | ACCEPTED BY / AFFILIATION | DATE | TIME | SAMPLE CONDITIONS | | | |
|---|---|---|---|---|---|---|---|---|---|---|
| 3-Day TAT | Mike de Kozlowski / AECOM | 01/03/22 | 1730 | MJ & Pace HW | 1-3-22 | 1730 | 5.3 | Y | N | Y |
| | | | | | | | | | | |
| | | | | | | | | | | |
| | | | | | | | | | | |

| SAMPLER NAME AND SIGNATURE | | | | |
|---|---|---|---|---|
| PRINT Name of SAMPLER: | Mike de Kozlowski | | | |
| SIGNATURE of SAMPLER: | Mike de Kozlowski | DATE Signed: | 01/03/22 | |

TEMP in C | Received on Ice (Y/N) | Custody Sealed Cooler (Y/N) | Samples Intact (Y/N)

**Pace Analytical Services, LLC**
9800 Kincey Ave. Suite 100
Huntersville, NC 28078
(704)875-9092

January 07, 2022

Andrew Wreschnig
AECOM
6000 Fairview Road
Suite 200
Charlotte, NC 28210

RE: Project: CPC HUNTERSVILLE
Pace Project No.: 92580901

Dear Andrew Wreschnig:

Enclosed are the analytical results for sample(s) received by the laboratory on January 04, 2022. The results relate only to the samples included in this report. Results reported herein conform to the applicable TNI/NELAC Standards and the laboratory's Quality Manual, where applicable, unless otherwise noted in the body of the report.

The test results provided in this final report were generated by each of the following laboratories within the Pace Network:

- Pace Analytical Services - Charlotte

If you have any questions concerning this report, please feel free to contact me.

Sincerely,

Bonnie Vang
bonnie.vang@pacelabs.com
(704)875-9092
Project Manager

Enclosures

cc: Teresa Amentt Jennings, AECOM
Jeff Morrison, Colonial Pipeline Company



This report shall not be reproduced, except in full,
without the written consent of Pace Analytical Services, LLC.

**Pace Analytical Services, LLC**
9800 Kincey Ave.  Suite 100
Huntersville, NC 28078
(704)875-9092

## CERTIFICATIONS

Project: CPC HUNTERSVILLE
Pace Project No.: 92580901

**Pace Analytical Services Charlotte**

South Carolina Laboratory ID: 99006
9800 Kincey Ave. Ste 100, Huntersville, NC 28078
North Carolina Drinking Water Certification #: 37706
North Carolina Field Services Certification #: 5342
North Carolina Wastewater Certification #: 12
South Carolina Laboratory ID: 99006
South Carolina Certification #: 99006001
South Carolina Drinking Water Cert. #: 99006003
Florida/NELAP Certification #: E87627
Kentucky UST Certification #: 84
Louisiana DoH Drinking Water #: LA029
Virginia/VELAP Certification #: 460221



This report shall not be reproduced, except in full,
without the written consent of Pace Analytical Services, LLC.

**Pace Analytical Services, LLC**
9800 Kincey Ave. Suite 100
Huntersville, NC 28078
(704)875-9092

## SAMPLE SUMMARY

Project: CPC HUNTERSVILLE
Pace Project No.: 92580901

| Lab ID | Sample ID | Matrix | Date Collected | Date Received |
|---|---|---|---|---|
| **92580901001** | **MW-46** | Water | 01/04/22 10:30 | 01/04/22 17:37 |
| **92580901002** | **MW-60** | Water | 01/04/22 11:05 | 01/04/22 17:37 |
| **92580901003** | **MW-62D** | Water | 01/04/22 11:15 | 01/04/22 17:37 |
| **92580901004** | **MW-76** | Water | 01/04/22 15:25 | 01/04/22 17:37 |
| **92580901005** | **FB-1-20220104** | Water | 01/04/22 17:00 | 01/04/22 17:37 |
| **92580901006** | **DUP-1-20220104** | Water | 01/04/22 00:00 | 01/04/22 17:37 |
| **92580901007** | **MW-86** | Water | 01/04/22 16:50 | 01/04/22 17:37 |
| **92580901008** | **TRIP BLANK** | Water | 01/04/22 00:00 | 01/04/22 17:37 |



This report shall not be reproduced, except in full,
without the written consent of Pace Analytical Services, LLC.

**Pace Analytical Services, LLC**
9800 Kincey Ave. Suite 100
Huntersville, NC 28078
(704)875-9092

## SAMPLE ANALYTE COUNT

Project: CPC HUNTERSVILLE
Pace Project No.: 92580901

| Lab ID | Sample ID | Method | Analysts | Analytes Reported | Laboratory |
|---|---|---|---|---|---|
| **92580901001** | **MW-46** | MADEP VPH | MAD | 6 | PASI-C |
| | | SM 6200B | CL | 63 | PASI-C |
| **92580901002** | **MW-60** | MADEP VPH | MAD | 6 | PASI-C |
| | | SM 6200B | CL | 63 | PASI-C |
| **92580901003** | **MW-62D** | MADEP VPH | MAD | 6 | PASI-C |
| | | SM 6200B | CL | 63 | PASI-C |
| **92580901004** | **MW-76** | MADEP VPH | MAD | 6 | PASI-C |
| | | SM 6200B | CL | 63 | PASI-C |
| **92580901005** | **FB-1-20220104** | MADEP VPH | MAD | 6 | PASI-C |
| | | SM 6200B | CL | 63 | PASI-C |
| **92580901006** | **DUP-1-20220104** | MADEP VPH | MAD | 6 | PASI-C |
| | | SM 6200B | CL | 63 | PASI-C |
| **92580901007** | **MW-86** | MADEP VPH | MAD | 6 | PASI-C |
| | | SM 6200B | CL | 63 | PASI-C |
| **92580901008** | **TRIP BLANK** | SM 6200B | CL | 63 | PASI-C |

PASI-C = Pace Analytical Services - Charlotte



This report shall not be reproduced, except in full,
without the written consent of Pace Analytical Services, LLC.

**Pace Analytical Services, LLC**
9800 Kincey Ave. Suite 100
Huntersville, NC 28078
(704)875-9092

## ANALYTICAL RESULTS

Project: CPC HUNTERSVILLE
Pace Project No.: 92580901

**Sample: MW-46** **Lab ID: 92580901001** Collected: 01/04/22 10:30 Received: 01/04/22 17:37 Matrix: Water

| Parameters | Results | Units | Report Limit | MDL | DF | Prepared | Analyzed | CAS No. | Qual |
|---|---|---|---|---|---|---|---|---|---|
| **VPH NC Water** | Analytical Method: MADEP VPH<br>Pace Analytical Services - Charlotte | | | | | | | | |
| Total VPH (C5-C12) | ND | ug/L | 50.0 | 50.0 | 1 | | 01/06/22 08:09 | | N2 |
| Aliphatic (C05-C08) | ND | ug/L | 50.0 | 50.0 | 1 | | 01/06/22 08:09 | | N2 |
| Aliphatic(C09-C12) Adjusted | ND | ug/L | 50.0 | 50.0 | 1 | | 01/06/22 08:09 | | N2 |
| Aromatic (C09-C10) | ND | ug/L | 50.0 | 50.0 | 1 | | 01/06/22 08:09 | | N2 |
| ***Surrogates*** | | | | | | | | | |
| 4-Bromofluorobenzene (FID) (S) | 98 | % | 70-130 | | 1 | | 01/06/22 08:09 | 460-00-4 | |
| 4-Bromofluorobenzene (PID) (S) | 81 | % | 70-130 | | 1 | | 01/06/22 08:09 | 460-00-4 | |
| **6200B MSV** | Analytical Method: SM 6200B<br>Pace Analytical Services - Charlotte | | | | | | | | |
| Benzene | ND | ug/L | 0.50 | 0.34 | 1 | | 01/05/22 15:42 | 71-43-2 | |
| Bromobenzene | ND | ug/L | 0.50 | 0.29 | 1 | | 01/05/22 15:42 | 108-86-1 | |
| Bromochloromethane | ND | ug/L | 0.50 | 0.47 | 1 | | 01/05/22 15:42 | 74-97-5 | |
| Bromodichloromethane | ND | ug/L | 0.50 | 0.31 | 1 | | 01/05/22 15:42 | 75-27-4 | |
| Bromoform | ND | ug/L | 0.50 | 0.34 | 1 | | 01/05/22 15:42 | 75-25-2 | |
| Bromomethane | ND | ug/L | 5.0 | 1.7 | 1 | | 01/05/22 15:42 | 74-83-9 | |
| n-Butylbenzene | ND | ug/L | 0.50 | 0.49 | 1 | | 01/05/22 15:42 | 104-51-8 | |
| sec-Butylbenzene | ND | ug/L | 0.50 | 0.40 | 1 | | 01/05/22 15:42 | 135-98-8 | |
| tert-Butylbenzene | ND | ug/L | 0.50 | 0.32 | 1 | | 01/05/22 15:42 | 98-06-6 | |
| Carbon tetrachloride | ND | ug/L | 0.50 | 0.33 | 1 | | 01/05/22 15:42 | 56-23-5 | |
| Chlorobenzene | ND | ug/L | 0.50 | 0.28 | 1 | | 01/05/22 15:42 | 108-90-7 | |
| Chloroethane | ND | ug/L | 1.0 | 0.65 | 1 | | 01/05/22 15:42 | 75-00-3 | |
| Chloroform | ND | ug/L | 0.50 | 0.35 | 1 | | 01/05/22 15:42 | 67-66-3 | |
| Chloromethane | ND | ug/L | 1.0 | 0.54 | 1 | | 01/05/22 15:42 | 74-87-3 | |
| 2-Chlorotoluene | ND | ug/L | 0.50 | 0.32 | 1 | | 01/05/22 15:42 | 95-49-8 | |
| 4-Chlorotoluene | ND | ug/L | 0.50 | 0.32 | 1 | | 01/05/22 15:42 | 106-43-4 | |
| 1,2-Dibromo-3-chloropropane | ND | ug/L | 1.0 | 0.34 | 1 | | 01/05/22 15:42 | 96-12-8 | |
| Dibromochloromethane | ND | ug/L | 0.50 | 0.36 | 1 | | 01/05/22 15:42 | 124-48-1 | |
| 1,2-Dibromoethane (EDB) | ND | ug/L | 0.50 | 0.27 | 1 | | 01/05/22 15:42 | 106-93-4 | |
| Dibromomethane | ND | ug/L | 0.50 | 0.39 | 1 | | 01/05/22 15:42 | 74-95-3 | |
| 1,2-Dichlorobenzene | ND | ug/L | 0.50 | 0.34 | 1 | | 01/05/22 15:42 | 95-50-1 | |
| 1,3-Dichlorobenzene | ND | ug/L | 0.50 | 0.34 | 1 | | 01/05/22 15:42 | 541-73-1 | |
| 1,4-Dichlorobenzene | ND | ug/L | 0.50 | 0.33 | 1 | | 01/05/22 15:42 | 106-46-7 | |
| Dichlorodifluoromethane | ND | ug/L | 0.50 | 0.35 | 1 | | 01/05/22 15:42 | 75-71-8 | |
| 1,1-Dichloroethane | ND | ug/L | 0.50 | 0.37 | 1 | | 01/05/22 15:42 | 75-34-3 | |
| 1,2-Dichloroethane | ND | ug/L | 0.50 | 0.32 | 1 | | 01/05/22 15:42 | 107-06-2 | |
| 1,1-Dichloroethene | ND | ug/L | 0.50 | 0.35 | 1 | | 01/05/22 15:42 | 75-35-4 | |
| cis-1,2-Dichloroethene | ND | ug/L | 0.50 | 0.38 | 1 | | 01/05/22 15:42 | 156-59-2 | |
| trans-1,2-Dichloroethene | ND | ug/L | 0.50 | 0.40 | 1 | | 01/05/22 15:42 | 156-60-5 | |
| 1,2-Dichloropropane | ND | ug/L | 0.50 | 0.36 | 1 | | 01/05/22 15:42 | 78-87-5 | |
| 1,3-Dichloropropane | ND | ug/L | 0.50 | 0.28 | 1 | | 01/05/22 15:42 | 142-28-9 | |
| 2,2-Dichloropropane | ND | ug/L | 0.50 | 0.39 | 1 | | 01/05/22 15:42 | 594-20-7 | |
| 1,1-Dichloropropene | ND | ug/L | 0.50 | 0.43 | 1 | | 01/05/22 15:42 | 563-58-6 | |
| cis-1,3-Dichloropropene | ND | ug/L | 0.50 | 0.36 | 1 | | 01/05/22 15:42 | 10061-01-5 | |
| trans-1,3-Dichloropropene | ND | ug/L | 0.50 | 0.36 | 1 | | 01/05/22 15:42 | 10061-02-6 | |

## REPORT OF LABORATORY ANALYSIS

This report shall not be reproduced, except in full,
without the written consent of Pace Analytical Services, LLC.

**Pace Analytical Services, LLC**
9800 Kincey Ave. Suite 100
Huntersville, NC 28078
(704)875-9092

## ANALYTICAL RESULTS

Project: CPC HUNTERSVILLE
Pace Project No.: 92580901

**Sample: MW-46** **Lab ID: 92580901001** Collected: 01/04/22 10:30 Received: 01/04/22 17:37 Matrix: Water

| Parameters | Results | Units | Report Limit | MDL | DF | Prepared | Analyzed | CAS No. | Qual |
|---|---|---|---|---|---|---|---|---|---|
| **6200B MSV** | Analytical Method: SM 6200B<br>Pace Analytical Services - Charlotte | | | | | | | | |
| Diisopropyl ether | ND | ug/L | 0.50 | 0.31 | 1 | | 01/05/22 15:42 | 108-20-3 | |
| Ethylbenzene | ND | ug/L | 0.50 | 0.30 | 1 | | 01/05/22 15:42 | 100-41-4 | |
| Hexachloro-1,3-butadiene | ND | ug/L | 2.0 | 1.5 | 1 | | 01/05/22 15:42 | 87-68-3 | |
| Isopropylbenzene (Cumene) | ND | ug/L | 0.50 | 0.33 | 1 | | 01/05/22 15:42 | 98-82-8 | |
| Methylene Chloride | ND | ug/L | 2.0 | 2.0 | 1 | | 01/05/22 15:42 | 75-09-2 | |
| Methyl-tert-butyl ether | ND | ug/L | 0.50 | 0.42 | 1 | | 01/05/22 15:42 | 1634-04-4 | |
| Naphthalene | ND | ug/L | 2.0 | 0.64 | 1 | | 01/05/22 15:42 | 91-20-3 | |
| n-Propylbenzene | ND | ug/L | 0.50 | 0.34 | 1 | | 01/05/22 15:42 | 103-65-1 | |
| Styrene | ND | ug/L | 0.50 | 0.29 | 1 | | 01/05/22 15:42 | 100-42-5 | |
| 1,1,1,2-Tetrachloroethane | ND | ug/L | 0.50 | 0.31 | 1 | | 01/05/22 15:42 | 630-20-6 | |
| 1,1,2,2-Tetrachloroethane | ND | ug/L | 0.50 | 0.22 | 1 | | 01/05/22 15:42 | 79-34-5 | |
| Tetrachloroethene | ND | ug/L | 0.50 | 0.29 | 1 | | 01/05/22 15:42 | 127-18-4 | |
| Toluene | ND | ug/L | 0.50 | 0.48 | 1 | | 01/05/22 15:42 | 108-88-3 | |
| 1,2,3-Trichlorobenzene | ND | ug/L | 2.0 | 0.81 | 1 | | 01/05/22 15:42 | 87-61-6 | |
| 1,2,4-Trichlorobenzene | ND | ug/L | 2.0 | 0.64 | 1 | | 01/05/22 15:42 | 120-82-1 | |
| 1,1,1-Trichloroethane | ND | ug/L | 0.50 | 0.33 | 1 | | 01/05/22 15:42 | 71-55-6 | |
| 1,1,2-Trichloroethane | ND | ug/L | 0.50 | 0.32 | 1 | | 01/05/22 15:42 | 79-00-5 | |
| Trichloroethene | ND | ug/L | 0.50 | 0.38 | 1 | | 01/05/22 15:42 | 79-01-6 | |
| Trichlorofluoromethane | ND | ug/L | 1.0 | 0.30 | 1 | | 01/05/22 15:42 | 75-69-4 | |
| 1,2,3-Trichloropropane | ND | ug/L | 0.50 | 0.26 | 1 | | 01/05/22 15:42 | 96-18-4 | |
| 1,2,4-Trimethylbenzene | ND | ug/L | 0.50 | 0.50 | 1 | | 01/05/22 15:42 | 95-63-6 | |
| 1,3,5-Trimethylbenzene | ND | ug/L | 0.50 | 0.33 | 1 | | 01/05/22 15:42 | 108-67-8 | |
| Vinyl chloride | ND | ug/L | 1.0 | 0.39 | 1 | | 01/05/22 15:42 | 75-01-4 | |
| m&p-Xylene | ND | ug/L | 1.0 | 0.71 | 1 | | 01/05/22 15:42 | 179601-23-1 | |
| o-Xylene | ND | ug/L | 0.50 | 0.34 | 1 | | 01/05/22 15:42 | 95-47-6 | |
| ***Surrogates*** | | | | | | | | | |
| 1,2-Dichloroethane-d4 (S) | 102 | % | 70-130 | | 1 | | 01/05/22 15:42 | 17060-07-0 | |
| 4-Bromofluorobenzene (S) | 94 | % | 70-130 | | 1 | | 01/05/22 15:42 | 460-00-4 | |
| Toluene-d8 (S) | 99 | % | 70-130 | | 1 | | 01/05/22 15:42 | 2037-26-5 | |

## REPORT OF LABORATORY ANALYSIS

This report shall not be reproduced, except in full,
without the written consent of Pace Analytical Services, LLC.

**Pace Analytical Services, LLC**
9800 Kincey Ave. Suite 100
Huntersville, NC 28078
(704)875-9092

## ANALYTICAL RESULTS

Project: CPC HUNTERSVILLE
Pace Project No.: 92580901

**Sample: MW-60** **Lab ID: 92580901002** Collected: 01/04/22 11:05 Received: 01/04/22 17:37 Matrix: Water

| Parameters | Results | Units | Report Limit | MDL | DF | Prepared | Analyzed | CAS No. | Qual |
|---|---|---|---|---|---|---|---|---|---|
| **VPH NC Water** | Analytical Method: MADEP VPH<br>Pace Analytical Services - Charlotte | | | | | | | | |
| Total VPH (C5-C12) | ND | ug/L | 50.0 | 50.0 | 1 | | 01/06/22 08:38 | | N2 |
| Aliphatic (C05-C08) | ND | ug/L | 50.0 | 50.0 | 1 | | 01/06/22 08:38 | | N2 |
| Aliphatic(C09-C12) Adjusted | ND | ug/L | 50.0 | 50.0 | 1 | | 01/06/22 08:38 | | N2 |
| Aromatic (C09-C10) | ND | ug/L | 50.0 | 50.0 | 1 | | 01/06/22 08:38 | | N2 |
| ***Surrogates*** | | | | | | | | | |
| 4-Bromofluorobenzene (FID) (S) | 97 | % | 70-130 | | 1 | | 01/06/22 08:38 | 460-00-4 | |
| 4-Bromofluorobenzene (PID) (S) | 79 | % | 70-130 | | 1 | | 01/06/22 08:38 | 460-00-4 | |
| **6200B MSV** | Analytical Method: SM 6200B<br>Pace Analytical Services - Charlotte | | | | | | | | |
| Benzene | ND | ug/L | 0.50 | 0.34 | 1 | | 01/05/22 16:00 | 71-43-2 | |
| Bromobenzene | ND | ug/L | 0.50 | 0.29 | 1 | | 01/05/22 16:00 | 108-86-1 | |
| Bromochloromethane | ND | ug/L | 0.50 | 0.47 | 1 | | 01/05/22 16:00 | 74-97-5 | |
| Bromodichloromethane | ND | ug/L | 0.50 | 0.31 | 1 | | 01/05/22 16:00 | 75-27-4 | |
| Bromoform | ND | ug/L | 0.50 | 0.34 | 1 | | 01/05/22 16:00 | 75-25-2 | |
| Bromomethane | ND | ug/L | 5.0 | 1.7 | 1 | | 01/05/22 16:00 | 74-83-9 | |
| n-Butylbenzene | ND | ug/L | 0.50 | 0.49 | 1 | | 01/05/22 16:00 | 104-51-8 | |
| sec-Butylbenzene | ND | ug/L | 0.50 | 0.40 | 1 | | 01/05/22 16:00 | 135-98-8 | |
| tert-Butylbenzene | ND | ug/L | 0.50 | 0.32 | 1 | | 01/05/22 16:00 | 98-06-6 | |
| Carbon tetrachloride | ND | ug/L | 0.50 | 0.33 | 1 | | 01/05/22 16:00 | 56-23-5 | |
| Chlorobenzene | ND | ug/L | 0.50 | 0.28 | 1 | | 01/05/22 16:00 | 108-90-7 | |
| Chloroethane | ND | ug/L | 1.0 | 0.65 | 1 | | 01/05/22 16:00 | 75-00-3 | |
| Chloroform | ND | ug/L | 0.50 | 0.35 | 1 | | 01/05/22 16:00 | 67-66-3 | |
| Chloromethane | ND | ug/L | 1.0 | 0.54 | 1 | | 01/05/22 16:00 | 74-87-3 | |
| 2-Chlorotoluene | ND | ug/L | 0.50 | 0.32 | 1 | | 01/05/22 16:00 | 95-49-8 | |
| 4-Chlorotoluene | ND | ug/L | 0.50 | 0.32 | 1 | | 01/05/22 16:00 | 106-43-4 | |
| 1,2-Dibromo-3-chloropropane | ND | ug/L | 1.0 | 0.34 | 1 | | 01/05/22 16:00 | 96-12-8 | |
| Dibromochloromethane | ND | ug/L | 0.50 | 0.36 | 1 | | 01/05/22 16:00 | 124-48-1 | |
| 1,2-Dibromoethane (EDB) | ND | ug/L | 0.50 | 0.27 | 1 | | 01/05/22 16:00 | 106-93-4 | |
| Dibromomethane | ND | ug/L | 0.50 | 0.39 | 1 | | 01/05/22 16:00 | 74-95-3 | |
| 1,2-Dichlorobenzene | ND | ug/L | 0.50 | 0.34 | 1 | | 01/05/22 16:00 | 95-50-1 | |
| 1,3-Dichlorobenzene | ND | ug/L | 0.50 | 0.34 | 1 | | 01/05/22 16:00 | 541-73-1 | |
| 1,4-Dichlorobenzene | ND | ug/L | 0.50 | 0.33 | 1 | | 01/05/22 16:00 | 106-46-7 | |
| Dichlorodifluoromethane | ND | ug/L | 0.50 | 0.35 | 1 | | 01/05/22 16:00 | 75-71-8 | |
| 1,1-Dichloroethane | ND | ug/L | 0.50 | 0.37 | 1 | | 01/05/22 16:00 | 75-34-3 | |
| 1,2-Dichloroethane | ND | ug/L | 0.50 | 0.32 | 1 | | 01/05/22 16:00 | 107-06-2 | |
| 1,1-Dichloroethene | ND | ug/L | 0.50 | 0.35 | 1 | | 01/05/22 16:00 | 75-35-4 | |
| cis-1,2-Dichloroethene | ND | ug/L | 0.50 | 0.38 | 1 | | 01/05/22 16:00 | 156-59-2 | |
| trans-1,2-Dichloroethene | ND | ug/L | 0.50 | 0.40 | 1 | | 01/05/22 16:00 | 156-60-5 | |
| 1,2-Dichloropropane | ND | ug/L | 0.50 | 0.36 | 1 | | 01/05/22 16:00 | 78-87-5 | |
| 1,3-Dichloropropane | ND | ug/L | 0.50 | 0.28 | 1 | | 01/05/22 16:00 | 142-28-9 | |
| 2,2-Dichloropropane | ND | ug/L | 0.50 | 0.39 | 1 | | 01/05/22 16:00 | 594-20-7 | |
| 1,1-Dichloropropene | ND | ug/L | 0.50 | 0.43 | 1 | | 01/05/22 16:00 | 563-58-6 | |
| cis-1,3-Dichloropropene | ND | ug/L | 0.50 | 0.36 | 1 | | 01/05/22 16:00 | 10061-01-5 | |
| trans-1,3-Dichloropropene | ND | ug/L | 0.50 | 0.36 | 1 | | 01/05/22 16:00 | 10061-02-6 | |

## REPORT OF LABORATORY ANALYSIS

This report shall not be reproduced, except in full,
without the written consent of Pace Analytical Services, LLC.

**Pace Analytical Services, LLC**
9800 Kincey Ave. Suite 100
Huntersville, NC 28078
(704)875-9092

## ANALYTICAL RESULTS

Project: CPC HUNTERSVILLE
Pace Project No.: 92580901

**Sample: MW-60** **Lab ID: 92580901002** Collected: 01/04/22 11:05 Received: 01/04/22 17:37 Matrix: Water

| Parameters | Results | Units | Report Limit | MDL | DF | Prepared | Analyzed | CAS No. | Qual |
|---|---|---|---|---|---|---|---|---|---|
| **6200B MSV** | Analytical Method: SM 6200B<br>Pace Analytical Services - Charlotte | | | | | | | | |
| Diisopropyl ether | ND | ug/L | 0.50 | 0.31 | 1 | | 01/05/22 16:00 | 108-20-3 | |
| Ethylbenzene | ND | ug/L | 0.50 | 0.30 | 1 | | 01/05/22 16:00 | 100-41-4 | |
| Hexachloro-1,3-butadiene | ND | ug/L | 2.0 | 1.5 | 1 | | 01/05/22 16:00 | 87-68-3 | |
| Isopropylbenzene (Cumene) | ND | ug/L | 0.50 | 0.33 | 1 | | 01/05/22 16:00 | 98-82-8 | |
| Methylene Chloride | ND | ug/L | 2.0 | 2.0 | 1 | | 01/05/22 16:00 | 75-09-2 | |
| Methyl-tert-butyl ether | ND | ug/L | 0.50 | 0.42 | 1 | | 01/05/22 16:00 | 1634-04-4 | |
| Naphthalene | ND | ug/L | 2.0 | 0.64 | 1 | | 01/05/22 16:00 | 91-20-3 | |
| n-Propylbenzene | ND | ug/L | 0.50 | 0.34 | 1 | | 01/05/22 16:00 | 103-65-1 | |
| Styrene | ND | ug/L | 0.50 | 0.29 | 1 | | 01/05/22 16:00 | 100-42-5 | |
| 1,1,1,2-Tetrachloroethane | ND | ug/L | 0.50 | 0.31 | 1 | | 01/05/22 16:00 | 630-20-6 | |
| 1,1,2,2-Tetrachloroethane | ND | ug/L | 0.50 | 0.22 | 1 | | 01/05/22 16:00 | 79-34-5 | |
| Tetrachloroethene | ND | ug/L | 0.50 | 0.29 | 1 | | 01/05/22 16:00 | 127-18-4 | |
| Toluene | ND | ug/L | 0.50 | 0.48 | 1 | | 01/05/22 16:00 | 108-88-3 | |
| 1,2,3-Trichlorobenzene | ND | ug/L | 2.0 | 0.81 | 1 | | 01/05/22 16:00 | 87-61-6 | |
| 1,2,4-Trichlorobenzene | ND | ug/L | 2.0 | 0.64 | 1 | | 01/05/22 16:00 | 120-82-1 | |
| 1,1,1-Trichloroethane | ND | ug/L | 0.50 | 0.33 | 1 | | 01/05/22 16:00 | 71-55-6 | |
| 1,1,2-Trichloroethane | ND | ug/L | 0.50 | 0.32 | 1 | | 01/05/22 16:00 | 79-00-5 | |
| Trichloroethene | ND | ug/L | 0.50 | 0.38 | 1 | | 01/05/22 16:00 | 79-01-6 | |
| Trichlorofluoromethane | ND | ug/L | 1.0 | 0.30 | 1 | | 01/05/22 16:00 | 75-69-4 | |
| 1,2,3-Trichloropropane | ND | ug/L | 0.50 | 0.26 | 1 | | 01/05/22 16:00 | 96-18-4 | |
| 1,2,4-Trimethylbenzene | ND | ug/L | 0.50 | 0.50 | 1 | | 01/05/22 16:00 | 95-63-6 | |
| 1,3,5-Trimethylbenzene | ND | ug/L | 0.50 | 0.33 | 1 | | 01/05/22 16:00 | 108-67-8 | |
| Vinyl chloride | ND | ug/L | 1.0 | 0.39 | 1 | | 01/05/22 16:00 | 75-01-4 | |
| m&p-Xylene | ND | ug/L | 1.0 | 0.71 | 1 | | 01/05/22 16:00 | 179601-23-1 | |
| o-Xylene | ND | ug/L | 0.50 | 0.34 | 1 | | 01/05/22 16:00 | 95-47-6 | |
| ***Surrogates*** | | | | | | | | | |
| 1,2-Dichloroethane-d4 (S) | 100 | % | 70-130 | | 1 | | 01/05/22 16:00 | 17060-07-0 | |
| 4-Bromofluorobenzene (S) | 96 | % | 70-130 | | 1 | | 01/05/22 16:00 | 460-00-4 | |
| Toluene-d8 (S) | 101 | % | 70-130 | | 1 | | 01/05/22 16:00 | 2037-26-5 | |

## REPORT OF LABORATORY ANALYSIS

This report shall not be reproduced, except in full,
without the written consent of Pace Analytical Services, LLC.

**Pace Analytical Services, LLC**
9800 Kincey Ave. Suite 100
Huntersville, NC 28078
(704)875-9092

## ANALYTICAL RESULTS

Project: CPC HUNTERSVILLE
Pace Project No.: 92580901

**Sample: MW-62D** **Lab ID: 92580901003** Collected: 01/04/22 11:15 Received: 01/04/22 17:37 Matrix: Water

| Parameters | Results | Units | Report Limit | MDL | DF | Prepared | Analyzed | CAS No. | Qual |
|---|---|---|---|---|---|---|---|---|---|
| **VPH NC Water** | Analytical Method: MADEP VPH<br>Pace Analytical Services - Charlotte | | | | | | | | |
| Total VPH (C5-C12) | ND | ug/L | 50.0 | 50.0 | 1 | | 01/06/22 09:06 | | N2 |
| Aliphatic (C05-C08) | ND | ug/L | 50.0 | 50.0 | 1 | | 01/06/22 09:06 | | N2 |
| Aliphatic(C09-C12) Adjusted | ND | ug/L | 50.0 | 50.0 | 1 | | 01/06/22 09:06 | | N2 |
| Aromatic (C09-C10) | ND | ug/L | 50.0 | 50.0 | 1 | | 01/06/22 09:06 | | N2 |
| ***Surrogates*** | | | | | | | | | |
| 4-Bromofluorobenzene (FID) (S) | 99 | % | 70-130 | | 1 | | 01/06/22 09:06 | 460-00-4 | |
| 4-Bromofluorobenzene (PID) (S) | 80 | % | 70-130 | | 1 | | 01/06/22 09:06 | 460-00-4 | |
| **6200B MSV** | Analytical Method: SM 6200B<br>Pace Analytical Services - Charlotte | | | | | | | | |
| Benzene | ND | ug/L | 0.50 | 0.34 | 1 | | 01/05/22 16:19 | 71-43-2 | |
| Bromobenzene | ND | ug/L | 0.50 | 0.29 | 1 | | 01/05/22 16:19 | 108-86-1 | |
| Bromochloromethane | ND | ug/L | 0.50 | 0.47 | 1 | | 01/05/22 16:19 | 74-97-5 | |
| Bromodichloromethane | ND | ug/L | 0.50 | 0.31 | 1 | | 01/05/22 16:19 | 75-27-4 | |
| Bromoform | ND | ug/L | 0.50 | 0.34 | 1 | | 01/05/22 16:19 | 75-25-2 | |
| Bromomethane | ND | ug/L | 5.0 | 1.7 | 1 | | 01/05/22 16:19 | 74-83-9 | |
| n-Butylbenzene | ND | ug/L | 0.50 | 0.49 | 1 | | 01/05/22 16:19 | 104-51-8 | |
| sec-Butylbenzene | ND | ug/L | 0.50 | 0.40 | 1 | | 01/05/22 16:19 | 135-98-8 | |
| tert-Butylbenzene | ND | ug/L | 0.50 | 0.32 | 1 | | 01/05/22 16:19 | 98-06-6 | |
| Carbon tetrachloride | ND | ug/L | 0.50 | 0.33 | 1 | | 01/05/22 16:19 | 56-23-5 | |
| Chlorobenzene | ND | ug/L | 0.50 | 0.28 | 1 | | 01/05/22 16:19 | 108-90-7 | |
| Chloroethane | ND | ug/L | 1.0 | 0.65 | 1 | | 01/05/22 16:19 | 75-00-3 | |
| Chloroform | ND | ug/L | 0.50 | 0.35 | 1 | | 01/05/22 16:19 | 67-66-3 | |
| Chloromethane | ND | ug/L | 1.0 | 0.54 | 1 | | 01/05/22 16:19 | 74-87-3 | |
| 2-Chlorotoluene | ND | ug/L | 0.50 | 0.32 | 1 | | 01/05/22 16:19 | 95-49-8 | |
| 4-Chlorotoluene | ND | ug/L | 0.50 | 0.32 | 1 | | 01/05/22 16:19 | 106-43-4 | |
| 1,2-Dibromo-3-chloropropane | ND | ug/L | 1.0 | 0.34 | 1 | | 01/05/22 16:19 | 96-12-8 | |
| Dibromochloromethane | ND | ug/L | 0.50 | 0.36 | 1 | | 01/05/22 16:19 | 124-48-1 | |
| 1,2-Dibromoethane (EDB) | ND | ug/L | 0.50 | 0.27 | 1 | | 01/05/22 16:19 | 106-93-4 | |
| Dibromomethane | ND | ug/L | 0.50 | 0.39 | 1 | | 01/05/22 16:19 | 74-95-3 | |
| 1,2-Dichlorobenzene | ND | ug/L | 0.50 | 0.34 | 1 | | 01/05/22 16:19 | 95-50-1 | |
| 1,3-Dichlorobenzene | ND | ug/L | 0.50 | 0.34 | 1 | | 01/05/22 16:19 | 541-73-1 | |
| 1,4-Dichlorobenzene | ND | ug/L | 0.50 | 0.33 | 1 | | 01/05/22 16:19 | 106-46-7 | |
| Dichlorodifluoromethane | ND | ug/L | 0.50 | 0.35 | 1 | | 01/05/22 16:19 | 75-71-8 | |
| 1,1-Dichloroethane | ND | ug/L | 0.50 | 0.37 | 1 | | 01/05/22 16:19 | 75-34-3 | |
| 1,2-Dichloroethane | ND | ug/L | 0.50 | 0.32 | 1 | | 01/05/22 16:19 | 107-06-2 | |
| 1,1-Dichloroethene | ND | ug/L | 0.50 | 0.35 | 1 | | 01/05/22 16:19 | 75-35-4 | |
| cis-1,2-Dichloroethene | ND | ug/L | 0.50 | 0.38 | 1 | | 01/05/22 16:19 | 156-59-2 | |
| trans-1,2-Dichloroethene | ND | ug/L | 0.50 | 0.40 | 1 | | 01/05/22 16:19 | 156-60-5 | |
| 1,2-Dichloropropane | ND | ug/L | 0.50 | 0.36 | 1 | | 01/05/22 16:19 | 78-87-5 | |
| 1,3-Dichloropropane | ND | ug/L | 0.50 | 0.28 | 1 | | 01/05/22 16:19 | 142-28-9 | |
| 2,2-Dichloropropane | ND | ug/L | 0.50 | 0.39 | 1 | | 01/05/22 16:19 | 594-20-7 | |
| 1,1-Dichloropropene | ND | ug/L | 0.50 | 0.43 | 1 | | 01/05/22 16:19 | 563-58-6 | |
| cis-1,3-Dichloropropene | ND | ug/L | 0.50 | 0.36 | 1 | | 01/05/22 16:19 | 10061-01-5 | |
| trans-1,3-Dichloropropene | ND | ug/L | 0.50 | 0.36 | 1 | | 01/05/22 16:19 | 10061-02-6 | |

## REPORT OF LABORATORY ANALYSIS

This report shall not be reproduced, except in full,
without the written consent of Pace Analytical Services, LLC.

**Pace Analytical Services, LLC**
9800 Kincey Ave. Suite 100
Huntersville, NC 28078
(704)875-9092

## ANALYTICAL RESULTS

Project: CPC HUNTERSVILLE
Pace Project No.: 92580901

**Sample: MW-62D** **Lab ID: 92580901003** Collected: 01/04/22 11:15 Received: 01/04/22 17:37 Matrix: Water

| Parameters | Results | Units | Report Limit | MDL | DF | Prepared | Analyzed | CAS No. | Qual |
|---|---|---|---|---|---|---|---|---|---|
| **6200B MSV** | Analytical Method: SM 6200B<br>Pace Analytical Services - Charlotte | | | | | | | | |
| Diisopropyl ether | ND | ug/L | 0.50 | 0.31 | 1 | | 01/05/22 16:19 | 108-20-3 | |
| Ethylbenzene | ND | ug/L | 0.50 | 0.30 | 1 | | 01/05/22 16:19 | 100-41-4 | |
| Hexachloro-1,3-butadiene | ND | ug/L | 2.0 | 1.5 | 1 | | 01/05/22 16:19 | 87-68-3 | |
| Isopropylbenzene (Cumene) | ND | ug/L | 0.50 | 0.33 | 1 | | 01/05/22 16:19 | 98-82-8 | |
| Methylene Chloride | ND | ug/L | 2.0 | 2.0 | 1 | | 01/05/22 16:19 | 75-09-2 | |
| Methyl-tert-butyl ether | ND | ug/L | 0.50 | 0.42 | 1 | | 01/05/22 16:19 | 1634-04-4 | |
| Naphthalene | ND | ug/L | 2.0 | 0.64 | 1 | | 01/05/22 16:19 | 91-20-3 | |
| n-Propylbenzene | ND | ug/L | 0.50 | 0.34 | 1 | | 01/05/22 16:19 | 103-65-1 | |
| Styrene | ND | ug/L | 0.50 | 0.29 | 1 | | 01/05/22 16:19 | 100-42-5 | |
| 1,1,1,2-Tetrachloroethane | ND | ug/L | 0.50 | 0.31 | 1 | | 01/05/22 16:19 | 630-20-6 | |
| 1,1,2,2-Tetrachloroethane | ND | ug/L | 0.50 | 0.22 | 1 | | 01/05/22 16:19 | 79-34-5 | |
| Tetrachloroethene | ND | ug/L | 0.50 | 0.29 | 1 | | 01/05/22 16:19 | 127-18-4 | |
| Toluene | ND | ug/L | 0.50 | 0.48 | 1 | | 01/05/22 16:19 | 108-88-3 | |
| 1,2,3-Trichlorobenzene | ND | ug/L | 2.0 | 0.81 | 1 | | 01/05/22 16:19 | 87-61-6 | |
| 1,2,4-Trichlorobenzene | ND | ug/L | 2.0 | 0.64 | 1 | | 01/05/22 16:19 | 120-82-1 | |
| 1,1,1-Trichloroethane | ND | ug/L | 0.50 | 0.33 | 1 | | 01/05/22 16:19 | 71-55-6 | |
| 1,1,2-Trichloroethane | ND | ug/L | 0.50 | 0.32 | 1 | | 01/05/22 16:19 | 79-00-5 | |
| Trichloroethene | ND | ug/L | 0.50 | 0.38 | 1 | | 01/05/22 16:19 | 79-01-6 | |
| Trichlorofluoromethane | ND | ug/L | 1.0 | 0.30 | 1 | | 01/05/22 16:19 | 75-69-4 | |
| 1,2,3-Trichloropropane | ND | ug/L | 0.50 | 0.26 | 1 | | 01/05/22 16:19 | 96-18-4 | |
| 1,2,4-Trimethylbenzene | ND | ug/L | 0.50 | 0.50 | 1 | | 01/05/22 16:19 | 95-63-6 | |
| 1,3,5-Trimethylbenzene | ND | ug/L | 0.50 | 0.33 | 1 | | 01/05/22 16:19 | 108-67-8 | |
| Vinyl chloride | ND | ug/L | 1.0 | 0.39 | 1 | | 01/05/22 16:19 | 75-01-4 | |
| m&p-Xylene | ND | ug/L | 1.0 | 0.71 | 1 | | 01/05/22 16:19 | 179601-23-1 | |
| o-Xylene | ND | ug/L | 0.50 | 0.34 | 1 | | 01/05/22 16:19 | 95-47-6 | |
| ***Surrogates*** | | | | | | | | | |
| 1,2-Dichloroethane-d4 (S) | 101 | % | 70-130 | | 1 | | 01/05/22 16:19 | 17060-07-0 | |
| 4-Bromofluorobenzene (S) | 94 | % | 70-130 | | 1 | | 01/05/22 16:19 | 460-00-4 | |
| Toluene-d8 (S) | 100 | % | 70-130 | | 1 | | 01/05/22 16:19 | 2037-26-5 | |

## REPORT OF LABORATORY ANALYSIS

This report shall not be reproduced, except in full,
without the written consent of Pace Analytical Services, LLC.

**Pace Analytical Services, LLC**
9800 Kincey Ave. Suite 100
Huntersville, NC 28078
(704)875-9092

## ANALYTICAL RESULTS

Project: CPC HUNTERSVILLE
Pace Project No.: 92580901

**Sample: MW-76** **Lab ID: 92580901004** Collected: 01/04/22 15:25 Received: 01/04/22 17:37 Matrix: Water

| Parameters | Results | Units | Report Limit | MDL | DF | Prepared | Analyzed | CAS No. | Qual |
|---|---|---|---|---|---|---|---|---|---|
| **VPH NC Water** | Analytical Method: MADEP VPH<br>Pace Analytical Services - Charlotte | | | | | | | | |
| Total VPH (C5-C12) | ND | ug/L | 50.0 | 50.0 | 1 | | 01/06/22 09:34 | | N2 |
| Aliphatic (C05-C08) | ND | ug/L | 50.0 | 50.0 | 1 | | 01/06/22 09:34 | | N2 |
| Aliphatic(C09-C12) Adjusted | ND | ug/L | 50.0 | 50.0 | 1 | | 01/06/22 09:34 | | N2 |
| Aromatic (C09-C10) | ND | ug/L | 50.0 | 50.0 | 1 | | 01/06/22 09:34 | | N2 |
| ***Surrogates*** | | | | | | | | | |
| 4-Bromofluorobenzene (FID) (S) | 96 | % | 70-130 | | 1 | | 01/06/22 09:34 | 460-00-4 | |
| 4-Bromofluorobenzene (PID) (S) | 81 | % | 70-130 | | 1 | | 01/06/22 09:34 | 460-00-4 | |
| **6200B MSV** | Analytical Method: SM 6200B<br>Pace Analytical Services - Charlotte | | | | | | | | |
| Benzene | ND | ug/L | 0.50 | 0.34 | 1 | | 01/05/22 16:37 | 71-43-2 | |
| Bromobenzene | ND | ug/L | 0.50 | 0.29 | 1 | | 01/05/22 16:37 | 108-86-1 | |
| Bromochloromethane | ND | ug/L | 0.50 | 0.47 | 1 | | 01/05/22 16:37 | 74-97-5 | |
| Bromodichloromethane | ND | ug/L | 0.50 | 0.31 | 1 | | 01/05/22 16:37 | 75-27-4 | |
| Bromoform | ND | ug/L | 0.50 | 0.34 | 1 | | 01/05/22 16:37 | 75-25-2 | |
| Bromomethane | ND | ug/L | 5.0 | 1.7 | 1 | | 01/05/22 16:37 | 74-83-9 | |
| n-Butylbenzene | ND | ug/L | 0.50 | 0.49 | 1 | | 01/05/22 16:37 | 104-51-8 | |
| sec-Butylbenzene | ND | ug/L | 0.50 | 0.40 | 1 | | 01/05/22 16:37 | 135-98-8 | |
| tert-Butylbenzene | ND | ug/L | 0.50 | 0.32 | 1 | | 01/05/22 16:37 | 98-06-6 | |
| Carbon tetrachloride | ND | ug/L | 0.50 | 0.33 | 1 | | 01/05/22 16:37 | 56-23-5 | |
| Chlorobenzene | ND | ug/L | 0.50 | 0.28 | 1 | | 01/05/22 16:37 | 108-90-7 | |
| Chloroethane | ND | ug/L | 1.0 | 0.65 | 1 | | 01/05/22 16:37 | 75-00-3 | |
| Chloroform | ND | ug/L | 0.50 | 0.35 | 1 | | 01/05/22 16:37 | 67-66-3 | |
| Chloromethane | ND | ug/L | 1.0 | 0.54 | 1 | | 01/05/22 16:37 | 74-87-3 | |
| 2-Chlorotoluene | ND | ug/L | 0.50 | 0.32 | 1 | | 01/05/22 16:37 | 95-49-8 | |
| 4-Chlorotoluene | ND | ug/L | 0.50 | 0.32 | 1 | | 01/05/22 16:37 | 106-43-4 | |
| 1,2-Dibromo-3-chloropropane | ND | ug/L | 1.0 | 0.34 | 1 | | 01/05/22 16:37 | 96-12-8 | |
| Dibromochloromethane | ND | ug/L | 0.50 | 0.36 | 1 | | 01/05/22 16:37 | 124-48-1 | |
| 1,2-Dibromoethane (EDB) | ND | ug/L | 0.50 | 0.27 | 1 | | 01/05/22 16:37 | 106-93-4 | |
| Dibromomethane | ND | ug/L | 0.50 | 0.39 | 1 | | 01/05/22 16:37 | 74-95-3 | |
| 1,2-Dichlorobenzene | ND | ug/L | 0.50 | 0.34 | 1 | | 01/05/22 16:37 | 95-50-1 | |
| 1,3-Dichlorobenzene | ND | ug/L | 0.50 | 0.34 | 1 | | 01/05/22 16:37 | 541-73-1 | |
| 1,4-Dichlorobenzene | ND | ug/L | 0.50 | 0.33 | 1 | | 01/05/22 16:37 | 106-46-7 | |
| Dichlorodifluoromethane | ND | ug/L | 0.50 | 0.35 | 1 | | 01/05/22 16:37 | 75-71-8 | |
| 1,1-Dichloroethane | ND | ug/L | 0.50 | 0.37 | 1 | | 01/05/22 16:37 | 75-34-3 | |
| 1,2-Dichloroethane | ND | ug/L | 0.50 | 0.32 | 1 | | 01/05/22 16:37 | 107-06-2 | |
| 1,1-Dichloroethene | ND | ug/L | 0.50 | 0.35 | 1 | | 01/05/22 16:37 | 75-35-4 | |
| cis-1,2-Dichloroethene | ND | ug/L | 0.50 | 0.38 | 1 | | 01/05/22 16:37 | 156-59-2 | |
| trans-1,2-Dichloroethene | ND | ug/L | 0.50 | 0.40 | 1 | | 01/05/22 16:37 | 156-60-5 | |
| 1,2-Dichloropropane | ND | ug/L | 0.50 | 0.36 | 1 | | 01/05/22 16:37 | 78-87-5 | |
| 1,3-Dichloropropane | ND | ug/L | 0.50 | 0.28 | 1 | | 01/05/22 16:37 | 142-28-9 | |
| 2,2-Dichloropropane | ND | ug/L | 0.50 | 0.39 | 1 | | 01/05/22 16:37 | 594-20-7 | |
| 1,1-Dichloropropene | ND | ug/L | 0.50 | 0.43 | 1 | | 01/05/22 16:37 | 563-58-6 | |
| cis-1,3-Dichloropropene | ND | ug/L | 0.50 | 0.36 | 1 | | 01/05/22 16:37 | 10061-01-5 | |
| trans-1,3-Dichloropropene | ND | ug/L | 0.50 | 0.36 | 1 | | 01/05/22 16:37 | 10061-02-6 | |

## REPORT OF LABORATORY ANALYSIS

This report shall not be reproduced, except in full,
without the written consent of Pace Analytical Services, LLC.

**Pace Analytical Services, LLC**
9800 Kincey Ave. Suite 100
Huntersville, NC 28078
(704)875-9092

## ANALYTICAL RESULTS

Project: CPC HUNTERSVILLE
Pace Project No.: 92580901

**Sample: MW-76** **Lab ID: 92580901004** Collected: 01/04/22 15:25 Received: 01/04/22 17:37 Matrix: Water

| Parameters | Results | Units | Report Limit | MDL | DF | Prepared | Analyzed | CAS No. | Qual |
|---|---|---|---|---|---|---|---|---|---|
| **6200B MSV** | Analytical Method: SM 6200B<br>Pace Analytical Services - Charlotte | | | | | | | | |
| Diisopropyl ether | ND | ug/L | 0.50 | 0.31 | 1 | | 01/05/22 16:37 | 108-20-3 | |
| Ethylbenzene | ND | ug/L | 0.50 | 0.30 | 1 | | 01/05/22 16:37 | 100-41-4 | |
| Hexachloro-1,3-butadiene | ND | ug/L | 2.0 | 1.5 | 1 | | 01/05/22 16:37 | 87-68-3 | |
| Isopropylbenzene (Cumene) | ND | ug/L | 0.50 | 0.33 | 1 | | 01/05/22 16:37 | 98-82-8 | |
| Methylene Chloride | ND | ug/L | 2.0 | 2.0 | 1 | | 01/05/22 16:37 | 75-09-2 | |
| Methyl-tert-butyl ether | ND | ug/L | 0.50 | 0.42 | 1 | | 01/05/22 16:37 | 1634-04-4 | |
| Naphthalene | ND | ug/L | 2.0 | 0.64 | 1 | | 01/05/22 16:37 | 91-20-3 | |
| n-Propylbenzene | ND | ug/L | 0.50 | 0.34 | 1 | | 01/05/22 16:37 | 103-65-1 | |
| Styrene | ND | ug/L | 0.50 | 0.29 | 1 | | 01/05/22 16:37 | 100-42-5 | |
| 1,1,1,2-Tetrachloroethane | ND | ug/L | 0.50 | 0.31 | 1 | | 01/05/22 16:37 | 630-20-6 | |
| 1,1,2,2-Tetrachloroethane | ND | ug/L | 0.50 | 0.22 | 1 | | 01/05/22 16:37 | 79-34-5 | |
| Tetrachloroethene | ND | ug/L | 0.50 | 0.29 | 1 | | 01/05/22 16:37 | 127-18-4 | |
| Toluene | ND | ug/L | 0.50 | 0.48 | 1 | | 01/05/22 16:37 | 108-88-3 | |
| 1,2,3-Trichlorobenzene | ND | ug/L | 2.0 | 0.81 | 1 | | 01/05/22 16:37 | 87-61-6 | |
| 1,2,4-Trichlorobenzene | ND | ug/L | 2.0 | 0.64 | 1 | | 01/05/22 16:37 | 120-82-1 | |
| 1,1,1-Trichloroethane | ND | ug/L | 0.50 | 0.33 | 1 | | 01/05/22 16:37 | 71-55-6 | |
| 1,1,2-Trichloroethane | ND | ug/L | 0.50 | 0.32 | 1 | | 01/05/22 16:37 | 79-00-5 | |
| Trichloroethene | ND | ug/L | 0.50 | 0.38 | 1 | | 01/05/22 16:37 | 79-01-6 | |
| Trichlorofluoromethane | ND | ug/L | 1.0 | 0.30 | 1 | | 01/05/22 16:37 | 75-69-4 | |
| 1,2,3-Trichloropropane | ND | ug/L | 0.50 | 0.26 | 1 | | 01/05/22 16:37 | 96-18-4 | |
| 1,2,4-Trimethylbenzene | ND | ug/L | 0.50 | 0.50 | 1 | | 01/05/22 16:37 | 95-63-6 | |
| 1,3,5-Trimethylbenzene | ND | ug/L | 0.50 | 0.33 | 1 | | 01/05/22 16:37 | 108-67-8 | |
| Vinyl chloride | ND | ug/L | 1.0 | 0.39 | 1 | | 01/05/22 16:37 | 75-01-4 | |
| m&p-Xylene | ND | ug/L | 1.0 | 0.71 | 1 | | 01/05/22 16:37 | 179601-23-1 | |
| o-Xylene | ND | ug/L | 0.50 | 0.34 | 1 | | 01/05/22 16:37 | 95-47-6 | |
| ***Surrogates*** | | | | | | | | | |
| 1,2-Dichloroethane-d4 (S) | 102 | % | 70-130 | | 1 | | 01/05/22 16:37 | 17060-07-0 | |
| 4-Bromofluorobenzene (S) | 93 | % | 70-130 | | 1 | | 01/05/22 16:37 | 460-00-4 | |
| Toluene-d8 (S) | 101 | % | 70-130 | | 1 | | 01/05/22 16:37 | 2037-26-5 | |

## REPORT OF LABORATORY ANALYSIS

This report shall not be reproduced, except in full,
without the written consent of Pace Analytical Services, LLC.

**Pace Analytical Services, LLC**
9800 Kincey Ave. Suite 100
Huntersville, NC 28078
(704)875-9092

## ANALYTICAL RESULTS

Project: CPC HUNTERSVILLE
Pace Project No.: 92580901

**Sample: FB-1-20220104** **Lab ID: 92580901005** Collected: 01/04/22 17:00 Received: 01/04/22 17:37 Matrix: Water

| Parameters | Results | Units | Report Limit | MDL | DF | Prepared | Analyzed | CAS No. | Qual |
|---|---|---|---|---|---|---|---|---|---|
| **VPH NC Water** | Analytical Method: MADEP VPH<br>Pace Analytical Services - Charlotte | | | | | | | | |
| Total VPH (C5-C12) | ND | ug/L | 50.0 | 50.0 | 1 | | 01/06/22 10:02 | | N2 |
| Aliphatic (C05-C08) | ND | ug/L | 50.0 | 50.0 | 1 | | 01/06/22 10:02 | | N2 |
| Aliphatic(C09-C12) Adjusted | ND | ug/L | 50.0 | 50.0 | 1 | | 01/06/22 10:02 | | N2 |
| Aromatic (C09-C10) | ND | ug/L | 50.0 | 50.0 | 1 | | 01/06/22 10:02 | | N2 |
| ***Surrogates*** | | | | | | | | | |
| 4-Bromofluorobenzene (FID) (S) | 95 | % | 70-130 | | 1 | | 01/06/22 10:02 | 460-00-4 | |
| 4-Bromofluorobenzene (PID) (S) | 79 | % | 70-130 | | 1 | | 01/06/22 10:02 | 460-00-4 | |
| **6200B MSV** | Analytical Method: SM 6200B<br>Pace Analytical Services - Charlotte | | | | | | | | |
| Benzene | ND | ug/L | 0.50 | 0.34 | 1 | | 01/05/22 13:15 | 71-43-2 | |
| Bromobenzene | ND | ug/L | 0.50 | 0.29 | 1 | | 01/05/22 13:15 | 108-86-1 | |
| Bromochloromethane | ND | ug/L | 0.50 | 0.47 | 1 | | 01/05/22 13:15 | 74-97-5 | |
| Bromodichloromethane | ND | ug/L | 0.50 | 0.31 | 1 | | 01/05/22 13:15 | 75-27-4 | |
| Bromoform | ND | ug/L | 0.50 | 0.34 | 1 | | 01/05/22 13:15 | 75-25-2 | |
| Bromomethane | ND | ug/L | 5.0 | 1.7 | 1 | | 01/05/22 13:15 | 74-83-9 | |
| n-Butylbenzene | ND | ug/L | 0.50 | 0.49 | 1 | | 01/05/22 13:15 | 104-51-8 | |
| sec-Butylbenzene | ND | ug/L | 0.50 | 0.40 | 1 | | 01/05/22 13:15 | 135-98-8 | |
| tert-Butylbenzene | ND | ug/L | 0.50 | 0.32 | 1 | | 01/05/22 13:15 | 98-06-6 | |
| Carbon tetrachloride | ND | ug/L | 0.50 | 0.33 | 1 | | 01/05/22 13:15 | 56-23-5 | |
| Chlorobenzene | ND | ug/L | 0.50 | 0.28 | 1 | | 01/05/22 13:15 | 108-90-7 | |
| Chloroethane | ND | ug/L | 1.0 | 0.65 | 1 | | 01/05/22 13:15 | 75-00-3 | |
| Chloroform | ND | ug/L | 0.50 | 0.35 | 1 | | 01/05/22 13:15 | 67-66-3 | |
| Chloromethane | ND | ug/L | 1.0 | 0.54 | 1 | | 01/05/22 13:15 | 74-87-3 | |
| 2-Chlorotoluene | ND | ug/L | 0.50 | 0.32 | 1 | | 01/05/22 13:15 | 95-49-8 | |
| 4-Chlorotoluene | ND | ug/L | 0.50 | 0.32 | 1 | | 01/05/22 13:15 | 106-43-4 | |
| 1,2-Dibromo-3-chloropropane | ND | ug/L | 1.0 | 0.34 | 1 | | 01/05/22 13:15 | 96-12-8 | |
| Dibromochloromethane | ND | ug/L | 0.50 | 0.36 | 1 | | 01/05/22 13:15 | 124-48-1 | |
| 1,2-Dibromoethane (EDB) | ND | ug/L | 0.50 | 0.27 | 1 | | 01/05/22 13:15 | 106-93-4 | |
| Dibromomethane | ND | ug/L | 0.50 | 0.39 | 1 | | 01/05/22 13:15 | 74-95-3 | |
| 1,2-Dichlorobenzene | ND | ug/L | 0.50 | 0.34 | 1 | | 01/05/22 13:15 | 95-50-1 | |
| 1,3-Dichlorobenzene | ND | ug/L | 0.50 | 0.34 | 1 | | 01/05/22 13:15 | 541-73-1 | |
| 1,4-Dichlorobenzene | ND | ug/L | 0.50 | 0.33 | 1 | | 01/05/22 13:15 | 106-46-7 | |
| Dichlorodifluoromethane | ND | ug/L | 0.50 | 0.35 | 1 | | 01/05/22 13:15 | 75-71-8 | |
| 1,1-Dichloroethane | ND | ug/L | 0.50 | 0.37 | 1 | | 01/05/22 13:15 | 75-34-3 | |
| 1,2-Dichloroethane | ND | ug/L | 0.50 | 0.32 | 1 | | 01/05/22 13:15 | 107-06-2 | |
| 1,1-Dichloroethene | ND | ug/L | 0.50 | 0.35 | 1 | | 01/05/22 13:15 | 75-35-4 | |
| cis-1,2-Dichloroethene | ND | ug/L | 0.50 | 0.38 | 1 | | 01/05/22 13:15 | 156-59-2 | |
| trans-1,2-Dichloroethene | ND | ug/L | 0.50 | 0.40 | 1 | | 01/05/22 13:15 | 156-60-5 | |
| 1,2-Dichloropropane | ND | ug/L | 0.50 | 0.36 | 1 | | 01/05/22 13:15 | 78-87-5 | |
| 1,3-Dichloropropane | ND | ug/L | 0.50 | 0.28 | 1 | | 01/05/22 13:15 | 142-28-9 | |
| 2,2-Dichloropropane | ND | ug/L | 0.50 | 0.39 | 1 | | 01/05/22 13:15 | 594-20-7 | |
| 1,1-Dichloropropene | ND | ug/L | 0.50 | 0.43 | 1 | | 01/05/22 13:15 | 563-58-6 | |
| cis-1,3-Dichloropropene | ND | ug/L | 0.50 | 0.36 | 1 | | 01/05/22 13:15 | 10061-01-5 | |
| trans-1,3-Dichloropropene | ND | ug/L | 0.50 | 0.36 | 1 | | 01/05/22 13:15 | 10061-02-6 | |

## REPORT OF LABORATORY ANALYSIS

This report shall not be reproduced, except in full,
without the written consent of Pace Analytical Services, LLC.

**Pace Analytical Services, LLC**
9800 Kincey Ave. Suite 100
Huntersville, NC 28078
(704)875-9092

## ANALYTICAL RESULTS

Project: CPC HUNTERSVILLE
Pace Project No.: 92580901

**Sample: FB-1-20220104** **Lab ID: 92580901005** Collected: 01/04/22 17:00 Received: 01/04/22 17:37 Matrix: Water

| Parameters | Results | Units | Report Limit | MDL | DF | Prepared | Analyzed | CAS No. | Qual |
|---|---|---|---|---|---|---|---|---|---|
| **6200B MSV** | Analytical Method: SM 6200B<br>Pace Analytical Services - Charlotte | | | | | | | | |
| Diisopropyl ether | ND | ug/L | 0.50 | 0.31 | 1 | | 01/05/22 13:15 | 108-20-3 | |
| Ethylbenzene | ND | ug/L | 0.50 | 0.30 | 1 | | 01/05/22 13:15 | 100-41-4 | |
| Hexachloro-1,3-butadiene | ND | ug/L | 2.0 | 1.5 | 1 | | 01/05/22 13:15 | 87-68-3 | |
| Isopropylbenzene (Cumene) | ND | ug/L | 0.50 | 0.33 | 1 | | 01/05/22 13:15 | 98-82-8 | |
| Methylene Chloride | ND | ug/L | 2.0 | 2.0 | 1 | | 01/05/22 13:15 | 75-09-2 | |
| Methyl-tert-butyl ether | ND | ug/L | 0.50 | 0.42 | 1 | | 01/05/22 13:15 | 1634-04-4 | |
| Naphthalene | ND | ug/L | 2.0 | 0.64 | 1 | | 01/05/22 13:15 | 91-20-3 | |
| n-Propylbenzene | ND | ug/L | 0.50 | 0.34 | 1 | | 01/05/22 13:15 | 103-65-1 | |
| Styrene | ND | ug/L | 0.50 | 0.29 | 1 | | 01/05/22 13:15 | 100-42-5 | |
| 1,1,1,2-Tetrachloroethane | ND | ug/L | 0.50 | 0.31 | 1 | | 01/05/22 13:15 | 630-20-6 | |
| 1,1,2,2-Tetrachloroethane | ND | ug/L | 0.50 | 0.22 | 1 | | 01/05/22 13:15 | 79-34-5 | |
| Tetrachloroethene | ND | ug/L | 0.50 | 0.29 | 1 | | 01/05/22 13:15 | 127-18-4 | |
| Toluene | ND | ug/L | 0.50 | 0.48 | 1 | | 01/05/22 13:15 | 108-88-3 | |
| 1,2,3-Trichlorobenzene | ND | ug/L | 2.0 | 0.81 | 1 | | 01/05/22 13:15 | 87-61-6 | |
| 1,2,4-Trichlorobenzene | ND | ug/L | 2.0 | 0.64 | 1 | | 01/05/22 13:15 | 120-82-1 | |
| 1,1,1-Trichloroethane | ND | ug/L | 0.50 | 0.33 | 1 | | 01/05/22 13:15 | 71-55-6 | |
| 1,1,2-Trichloroethane | ND | ug/L | 0.50 | 0.32 | 1 | | 01/05/22 13:15 | 79-00-5 | |
| Trichloroethene | ND | ug/L | 0.50 | 0.38 | 1 | | 01/05/22 13:15 | 79-01-6 | |
| Trichlorofluoromethane | ND | ug/L | 1.0 | 0.30 | 1 | | 01/05/22 13:15 | 75-69-4 | |
| 1,2,3-Trichloropropane | ND | ug/L | 0.50 | 0.26 | 1 | | 01/05/22 13:15 | 96-18-4 | |
| 1,2,4-Trimethylbenzene | ND | ug/L | 0.50 | 0.50 | 1 | | 01/05/22 13:15 | 95-63-6 | |
| 1,3,5-Trimethylbenzene | ND | ug/L | 0.50 | 0.33 | 1 | | 01/05/22 13:15 | 108-67-8 | |
| Vinyl chloride | ND | ug/L | 1.0 | 0.39 | 1 | | 01/05/22 13:15 | 75-01-4 | |
| m&p-Xylene | ND | ug/L | 1.0 | 0.71 | 1 | | 01/05/22 13:15 | 179601-23-1 | |
| o-Xylene | ND | ug/L | 0.50 | 0.34 | 1 | | 01/05/22 13:15 | 95-47-6 | |
| ***Surrogates*** | | | | | | | | | |
| 1,2-Dichloroethane-d4 (S) | 101 | % | 70-130 | | 1 | | 01/05/22 13:15 | 17060-07-0 | |
| 4-Bromofluorobenzene (S) | 96 | % | 70-130 | | 1 | | 01/05/22 13:15 | 460-00-4 | |
| Toluene-d8 (S) | 101 | % | 70-130 | | 1 | | 01/05/22 13:15 | 2037-26-5 | |

## REPORT OF LABORATORY ANALYSIS

This report shall not be reproduced, except in full,
without the written consent of Pace Analytical Services, LLC.

**Pace Analytical Services, LLC**
9800 Kincey Ave. Suite 100
Huntersville, NC 28078
(704)875-9092

## ANALYTICAL RESULTS

Project: CPC HUNTERSVILLE
Pace Project No.: 92580901

**Sample: DUP-1-20220104** **Lab ID: 92580901006** Collected: 01/04/22 00:00 Received: 01/04/22 17:37 Matrix: Water

| Parameters | Results | Units | Report Limit | MDL | DF | Prepared | Analyzed | CAS No. | Qual |
|---|---|---|---|---|---|---|---|---|---|
| **VPH NC Water** | Analytical Method: MADEP VPH<br>Pace Analytical Services - Charlotte | | | | | | | | |
| Total VPH (C5-C12) | ND | ug/L | 50.0 | 50.0 | 1 | | 01/06/22 10:31 | | N2 |
| Aliphatic (C05-C08) | ND | ug/L | 50.0 | 50.0 | 1 | | 01/06/22 10:31 | | N2 |
| Aliphatic(C09-C12) Adjusted | ND | ug/L | 50.0 | 50.0 | 1 | | 01/06/22 10:31 | | N2 |
| Aromatic (C09-C10) | ND | ug/L | 50.0 | 50.0 | 1 | | 01/06/22 10:31 | | N2 |
| ***Surrogates*** | | | | | | | | | |
| 4-Bromofluorobenzene (FID) (S) | 96 | % | 70-130 | | 1 | | 01/06/22 10:31 | 460-00-4 | |
| 4-Bromofluorobenzene (PID) (S) | 80 | % | 70-130 | | 1 | | 01/06/22 10:31 | 460-00-4 | |
| **6200B MSV** | Analytical Method: SM 6200B<br>Pace Analytical Services - Charlotte | | | | | | | | |
| Benzene | ND | ug/L | 0.50 | 0.34 | 1 | | 01/05/22 16:55 | 71-43-2 | |
| Bromobenzene | ND | ug/L | 0.50 | 0.29 | 1 | | 01/05/22 16:55 | 108-86-1 | |
| Bromochloromethane | ND | ug/L | 0.50 | 0.47 | 1 | | 01/05/22 16:55 | 74-97-5 | |
| Bromodichloromethane | ND | ug/L | 0.50 | 0.31 | 1 | | 01/05/22 16:55 | 75-27-4 | |
| Bromoform | ND | ug/L | 0.50 | 0.34 | 1 | | 01/05/22 16:55 | 75-25-2 | |
| Bromomethane | ND | ug/L | 5.0 | 1.7 | 1 | | 01/05/22 16:55 | 74-83-9 | |
| n-Butylbenzene | ND | ug/L | 0.50 | 0.49 | 1 | | 01/05/22 16:55 | 104-51-8 | |
| sec-Butylbenzene | ND | ug/L | 0.50 | 0.40 | 1 | | 01/05/22 16:55 | 135-98-8 | |
| tert-Butylbenzene | ND | ug/L | 0.50 | 0.32 | 1 | | 01/05/22 16:55 | 98-06-6 | |
| Carbon tetrachloride | ND | ug/L | 0.50 | 0.33 | 1 | | 01/05/22 16:55 | 56-23-5 | |
| Chlorobenzene | ND | ug/L | 0.50 | 0.28 | 1 | | 01/05/22 16:55 | 108-90-7 | |
| Chloroethane | ND | ug/L | 1.0 | 0.65 | 1 | | 01/05/22 16:55 | 75-00-3 | |
| Chloroform | ND | ug/L | 0.50 | 0.35 | 1 | | 01/05/22 16:55 | 67-66-3 | |
| Chloromethane | ND | ug/L | 1.0 | 0.54 | 1 | | 01/05/22 16:55 | 74-87-3 | |
| 2-Chlorotoluene | ND | ug/L | 0.50 | 0.32 | 1 | | 01/05/22 16:55 | 95-49-8 | |
| 4-Chlorotoluene | ND | ug/L | 0.50 | 0.32 | 1 | | 01/05/22 16:55 | 106-43-4 | |
| 1,2-Dibromo-3-chloropropane | ND | ug/L | 1.0 | 0.34 | 1 | | 01/05/22 16:55 | 96-12-8 | |
| Dibromochloromethane | ND | ug/L | 0.50 | 0.36 | 1 | | 01/05/22 16:55 | 124-48-1 | |
| 1,2-Dibromoethane (EDB) | ND | ug/L | 0.50 | 0.27 | 1 | | 01/05/22 16:55 | 106-93-4 | |
| Dibromomethane | ND | ug/L | 0.50 | 0.39 | 1 | | 01/05/22 16:55 | 74-95-3 | |
| 1,2-Dichlorobenzene | ND | ug/L | 0.50 | 0.34 | 1 | | 01/05/22 16:55 | 95-50-1 | |
| 1,3-Dichlorobenzene | ND | ug/L | 0.50 | 0.34 | 1 | | 01/05/22 16:55 | 541-73-1 | |
| 1,4-Dichlorobenzene | ND | ug/L | 0.50 | 0.33 | 1 | | 01/05/22 16:55 | 106-46-7 | |
| Dichlorodifluoromethane | ND | ug/L | 0.50 | 0.35 | 1 | | 01/05/22 16:55 | 75-71-8 | |
| 1,1-Dichloroethane | ND | ug/L | 0.50 | 0.37 | 1 | | 01/05/22 16:55 | 75-34-3 | |
| 1,2-Dichloroethane | ND | ug/L | 0.50 | 0.32 | 1 | | 01/05/22 16:55 | 107-06-2 | |
| 1,1-Dichloroethene | ND | ug/L | 0.50 | 0.35 | 1 | | 01/05/22 16:55 | 75-35-4 | |
| cis-1,2-Dichloroethene | ND | ug/L | 0.50 | 0.38 | 1 | | 01/05/22 16:55 | 156-59-2 | |
| trans-1,2-Dichloroethene | ND | ug/L | 0.50 | 0.40 | 1 | | 01/05/22 16:55 | 156-60-5 | |
| 1,2-Dichloropropane | ND | ug/L | 0.50 | 0.36 | 1 | | 01/05/22 16:55 | 78-87-5 | |
| 1,3-Dichloropropane | ND | ug/L | 0.50 | 0.28 | 1 | | 01/05/22 16:55 | 142-28-9 | |
| 2,2-Dichloropropane | ND | ug/L | 0.50 | 0.39 | 1 | | 01/05/22 16:55 | 594-20-7 | |
| 1,1-Dichloropropene | ND | ug/L | 0.50 | 0.43 | 1 | | 01/05/22 16:55 | 563-58-6 | |
| cis-1,3-Dichloropropene | ND | ug/L | 0.50 | 0.36 | 1 | | 01/05/22 16:55 | 10061-01-5 | |
| trans-1,3-Dichloropropene | ND | ug/L | 0.50 | 0.36 | 1 | | 01/05/22 16:55 | 10061-02-6 | |

## REPORT OF LABORATORY ANALYSIS

This report shall not be reproduced, except in full,
without the written consent of Pace Analytical Services, LLC.

**Pace Analytical Services, LLC**
9800 Kincey Ave. Suite 100
Huntersville, NC 28078
(704)875-9092

## ANALYTICAL RESULTS

Project: CPC HUNTERSVILLE
Pace Project No.: 92580901

**Sample: DUP-1-20220104** **Lab ID: 92580901006** Collected: 01/04/22 00:00 Received: 01/04/22 17:37 Matrix: Water

| Parameters | Results | Units | Report Limit | MDL | DF | Prepared | Analyzed | CAS No. | Qual |
|---|---|---|---|---|---|---|---|---|---|
| **6200B MSV** | Analytical Method: SM 6200B<br>Pace Analytical Services - Charlotte | | | | | | | | |
| Diisopropyl ether | ND | ug/L | 0.50 | 0.31 | 1 | | 01/05/22 16:55 | 108-20-3 | |
| Ethylbenzene | ND | ug/L | 0.50 | 0.30 | 1 | | 01/05/22 16:55 | 100-41-4 | |
| Hexachloro-1,3-butadiene | ND | ug/L | 2.0 | 1.5 | 1 | | 01/05/22 16:55 | 87-68-3 | |
| Isopropylbenzene (Cumene) | ND | ug/L | 0.50 | 0.33 | 1 | | 01/05/22 16:55 | 98-82-8 | |
| Methylene Chloride | ND | ug/L | 2.0 | 2.0 | 1 | | 01/05/22 16:55 | 75-09-2 | |
| Methyl-tert-butyl ether | ND | ug/L | 0.50 | 0.42 | 1 | | 01/05/22 16:55 | 1634-04-4 | |
| Naphthalene | ND | ug/L | 2.0 | 0.64 | 1 | | 01/05/22 16:55 | 91-20-3 | |
| n-Propylbenzene | ND | ug/L | 0.50 | 0.34 | 1 | | 01/05/22 16:55 | 103-65-1 | |
| Styrene | ND | ug/L | 0.50 | 0.29 | 1 | | 01/05/22 16:55 | 100-42-5 | |
| 1,1,1,2-Tetrachloroethane | ND | ug/L | 0.50 | 0.31 | 1 | | 01/05/22 16:55 | 630-20-6 | |
| 1,1,2,2-Tetrachloroethane | ND | ug/L | 0.50 | 0.22 | 1 | | 01/05/22 16:55 | 79-34-5 | |
| Tetrachloroethene | ND | ug/L | 0.50 | 0.29 | 1 | | 01/05/22 16:55 | 127-18-4 | |
| Toluene | ND | ug/L | 0.50 | 0.48 | 1 | | 01/05/22 16:55 | 108-88-3 | |
| 1,2,3-Trichlorobenzene | ND | ug/L | 2.0 | 0.81 | 1 | | 01/05/22 16:55 | 87-61-6 | |
| 1,2,4-Trichlorobenzene | ND | ug/L | 2.0 | 0.64 | 1 | | 01/05/22 16:55 | 120-82-1 | |
| 1,1,1-Trichloroethane | ND | ug/L | 0.50 | 0.33 | 1 | | 01/05/22 16:55 | 71-55-6 | |
| 1,1,2-Trichloroethane | ND | ug/L | 0.50 | 0.32 | 1 | | 01/05/22 16:55 | 79-00-5 | |
| Trichloroethene | ND | ug/L | 0.50 | 0.38 | 1 | | 01/05/22 16:55 | 79-01-6 | |
| Trichlorofluoromethane | ND | ug/L | 1.0 | 0.30 | 1 | | 01/05/22 16:55 | 75-69-4 | |
| 1,2,3-Trichloropropane | ND | ug/L | 0.50 | 0.26 | 1 | | 01/05/22 16:55 | 96-18-4 | |
| 1,2,4-Trimethylbenzene | ND | ug/L | 0.50 | 0.50 | 1 | | 01/05/22 16:55 | 95-63-6 | |
| 1,3,5-Trimethylbenzene | ND | ug/L | 0.50 | 0.33 | 1 | | 01/05/22 16:55 | 108-67-8 | |
| Vinyl chloride | ND | ug/L | 1.0 | 0.39 | 1 | | 01/05/22 16:55 | 75-01-4 | |
| m&p-Xylene | ND | ug/L | 1.0 | 0.71 | 1 | | 01/05/22 16:55 | 179601-23-1 | |
| o-Xylene | ND | ug/L | 0.50 | 0.34 | 1 | | 01/05/22 16:55 | 95-47-6 | |
| ***Surrogates*** | | | | | | | | | |
| 1,2-Dichloroethane-d4 (S) | 102 | % | 70-130 | | 1 | | 01/05/22 16:55 | 17060-07-0 | |
| 4-Bromofluorobenzene (S) | 96 | % | 70-130 | | 1 | | 01/05/22 16:55 | 460-00-4 | |
| Toluene-d8 (S) | 100 | % | 70-130 | | 1 | | 01/05/22 16:55 | 2037-26-5 | |

## REPORT OF LABORATORY ANALYSIS

This report shall not be reproduced, except in full,
without the written consent of Pace Analytical Services, LLC.

Pace Analytical Services, LLC
9800 Kincey Ave. Suite 100
Huntersville, NC 28078
(704)875-9092

## ANALYTICAL RESULTS

Project: CPC HUNTERSVILLE
Pace Project No.: 92580901

**Sample: MW-86** **Lab ID: 92580901007** Collected: 01/04/22 16:50 Received: 01/04/22 17:37 Matrix: Water

| Parameters | Results | Units | Report Limit | MDL | DF | Prepared | Analyzed | CAS No. | Qual |
|---|---|---|---|---|---|---|---|---|---|
| **VPH NC Water** | Analytical Method: MADEP VPH<br>Pace Analytical Services - Charlotte | | | | | | | | |
| Total VPH (C5-C12) | ND | ug/L | 50.0 | 50.0 | 1 | | 01/06/22 10:59 | | N2 |
| Aliphatic (C05-C08) | ND | ug/L | 50.0 | 50.0 | 1 | | 01/06/22 10:59 | | N2 |
| Aliphatic(C09-C12) Adjusted | ND | ug/L | 50.0 | 50.0 | 1 | | 01/06/22 10:59 | | N2 |
| Aromatic (C09-C10) | ND | ug/L | 50.0 | 50.0 | 1 | | 01/06/22 10:59 | | N2 |
| ***Surrogates*** | | | | | | | | | |
| 4-Bromofluorobenzene (FID) (S) | 96 | % | 70-130 | | 1 | | 01/06/22 10:59 | 460-00-4 | |
| 4-Bromofluorobenzene (PID) (S) | 82 | % | 70-130 | | 1 | | 01/06/22 10:59 | 460-00-4 | |
| **6200B MSV** | Analytical Method: SM 6200B<br>Pace Analytical Services - Charlotte | | | | | | | | |
| Benzene | ND | ug/L | 0.50 | 0.34 | 1 | | 01/05/22 17:14 | 71-43-2 | |
| Bromobenzene | ND | ug/L | 0.50 | 0.29 | 1 | | 01/05/22 17:14 | 108-86-1 | |
| Bromochloromethane | ND | ug/L | 0.50 | 0.47 | 1 | | 01/05/22 17:14 | 74-97-5 | |
| Bromodichloromethane | ND | ug/L | 0.50 | 0.31 | 1 | | 01/05/22 17:14 | 75-27-4 | |
| Bromoform | ND | ug/L | 0.50 | 0.34 | 1 | | 01/05/22 17:14 | 75-25-2 | |
| Bromomethane | ND | ug/L | 5.0 | 1.7 | 1 | | 01/05/22 17:14 | 74-83-9 | |
| n-Butylbenzene | ND | ug/L | 0.50 | 0.49 | 1 | | 01/05/22 17:14 | 104-51-8 | |
| sec-Butylbenzene | ND | ug/L | 0.50 | 0.40 | 1 | | 01/05/22 17:14 | 135-98-8 | |
| tert-Butylbenzene | ND | ug/L | 0.50 | 0.32 | 1 | | 01/05/22 17:14 | 98-06-6 | |
| Carbon tetrachloride | ND | ug/L | 0.50 | 0.33 | 1 | | 01/05/22 17:14 | 56-23-5 | |
| Chlorobenzene | ND | ug/L | 0.50 | 0.28 | 1 | | 01/05/22 17:14 | 108-90-7 | |
| Chloroethane | ND | ug/L | 1.0 | 0.65 | 1 | | 01/05/22 17:14 | 75-00-3 | |
| Chloroform | ND | ug/L | 0.50 | 0.35 | 1 | | 01/05/22 17:14 | 67-66-3 | |
| Chloromethane | ND | ug/L | 1.0 | 0.54 | 1 | | 01/05/22 17:14 | 74-87-3 | |
| 2-Chlorotoluene | ND | ug/L | 0.50 | 0.32 | 1 | | 01/05/22 17:14 | 95-49-8 | |
| 4-Chlorotoluene | ND | ug/L | 0.50 | 0.32 | 1 | | 01/05/22 17:14 | 106-43-4 | |
| 1,2-Dibromo-3-chloropropane | ND | ug/L | 1.0 | 0.34 | 1 | | 01/05/22 17:14 | 96-12-8 | |
| Dibromochloromethane | ND | ug/L | 0.50 | 0.36 | 1 | | 01/05/22 17:14 | 124-48-1 | |
| 1,2-Dibromoethane (EDB) | ND | ug/L | 0.50 | 0.27 | 1 | | 01/05/22 17:14 | 106-93-4 | |
| Dibromomethane | ND | ug/L | 0.50 | 0.39 | 1 | | 01/05/22 17:14 | 74-95-3 | |
| 1,2-Dichlorobenzene | ND | ug/L | 0.50 | 0.34 | 1 | | 01/05/22 17:14 | 95-50-1 | |
| 1,3-Dichlorobenzene | ND | ug/L | 0.50 | 0.34 | 1 | | 01/05/22 17:14 | 541-73-1 | |
| 1,4-Dichlorobenzene | ND | ug/L | 0.50 | 0.33 | 1 | | 01/05/22 17:14 | 106-46-7 | |
| Dichlorodifluoromethane | ND | ug/L | 0.50 | 0.35 | 1 | | 01/05/22 17:14 | 75-71-8 | |
| 1,1-Dichloroethane | ND | ug/L | 0.50 | 0.37 | 1 | | 01/05/22 17:14 | 75-34-3 | |
| 1,2-Dichloroethane | ND | ug/L | 0.50 | 0.32 | 1 | | 01/05/22 17:14 | 107-06-2 | |
| 1,1-Dichloroethene | ND | ug/L | 0.50 | 0.35 | 1 | | 01/05/22 17:14 | 75-35-4 | |
| cis-1,2-Dichloroethene | ND | ug/L | 0.50 | 0.38 | 1 | | 01/05/22 17:14 | 156-59-2 | |
| trans-1,2-Dichloroethene | ND | ug/L | 0.50 | 0.40 | 1 | | 01/05/22 17:14 | 156-60-5 | |
| 1,2-Dichloropropane | ND | ug/L | 0.50 | 0.36 | 1 | | 01/05/22 17:14 | 78-87-5 | |
| 1,3-Dichloropropane | ND | ug/L | 0.50 | 0.28 | 1 | | 01/05/22 17:14 | 142-28-9 | |
| 2,2-Dichloropropane | ND | ug/L | 0.50 | 0.39 | 1 | | 01/05/22 17:14 | 594-20-7 | |
| 1,1-Dichloropropene | ND | ug/L | 0.50 | 0.43 | 1 | | 01/05/22 17:14 | 563-58-6 | |
| cis-1,3-Dichloropropene | ND | ug/L | 0.50 | 0.36 | 1 | | 01/05/22 17:14 | 10061-01-5 | |
| trans-1,3-Dichloropropene | ND | ug/L | 0.50 | 0.36 | 1 | | 01/05/22 17:14 | 10061-02-6 | |

## REPORT OF LABORATORY ANALYSIS

This report shall not be reproduced, except in full,
without the written consent of Pace Analytical Services, LLC.

**Pace Analytical Services, LLC**
9800 Kincey Ave. Suite 100
Huntersville, NC 28078
(704)875-9092

## ANALYTICAL RESULTS

Project: CPC HUNTERSVILLE
Pace Project No.: 92580901

**Sample: MW-86** **Lab ID: 92580901007** Collected: 01/04/22 16:50 Received: 01/04/22 17:37 Matrix: Water

| Parameters | Results | Units | Report Limit | MDL | DF | Prepared | Analyzed | CAS No. | Qual |
|---|---|---|---|---|---|---|---|---|---|
| **6200B MSV** | Analytical Method: SM 6200B<br>Pace Analytical Services - Charlotte | | | | | | | | |
| Diisopropyl ether | ND | ug/L | 0.50 | 0.31 | 1 | | 01/05/22 17:14 | 108-20-3 | |
| Ethylbenzene | ND | ug/L | 0.50 | 0.30 | 1 | | 01/05/22 17:14 | 100-41-4 | |
| Hexachloro-1,3-butadiene | ND | ug/L | 2.0 | 1.5 | 1 | | 01/05/22 17:14 | 87-68-3 | |
| Isopropylbenzene (Cumene) | ND | ug/L | 0.50 | 0.33 | 1 | | 01/05/22 17:14 | 98-82-8 | |
| Methylene Chloride | ND | ug/L | 2.0 | 2.0 | 1 | | 01/05/22 17:14 | 75-09-2 | |
| Methyl-tert-butyl ether | ND | ug/L | 0.50 | 0.42 | 1 | | 01/05/22 17:14 | 1634-04-4 | |
| Naphthalene | ND | ug/L | 2.0 | 0.64 | 1 | | 01/05/22 17:14 | 91-20-3 | |
| n-Propylbenzene | ND | ug/L | 0.50 | 0.34 | 1 | | 01/05/22 17:14 | 103-65-1 | |
| Styrene | ND | ug/L | 0.50 | 0.29 | 1 | | 01/05/22 17:14 | 100-42-5 | |
| 1,1,1,2-Tetrachloroethane | ND | ug/L | 0.50 | 0.31 | 1 | | 01/05/22 17:14 | 630-20-6 | |
| 1,1,2,2-Tetrachloroethane | ND | ug/L | 0.50 | 0.22 | 1 | | 01/05/22 17:14 | 79-34-5 | |
| Tetrachloroethene | ND | ug/L | 0.50 | 0.29 | 1 | | 01/05/22 17:14 | 127-18-4 | |
| Toluene | ND | ug/L | 0.50 | 0.48 | 1 | | 01/05/22 17:14 | 108-88-3 | |
| 1,2,3-Trichlorobenzene | ND | ug/L | 2.0 | 0.81 | 1 | | 01/05/22 17:14 | 87-61-6 | |
| 1,2,4-Trichlorobenzene | ND | ug/L | 2.0 | 0.64 | 1 | | 01/05/22 17:14 | 120-82-1 | |
| 1,1,1-Trichloroethane | ND | ug/L | 0.50 | 0.33 | 1 | | 01/05/22 17:14 | 71-55-6 | |
| 1,1,2-Trichloroethane | ND | ug/L | 0.50 | 0.32 | 1 | | 01/05/22 17:14 | 79-00-5 | |
| Trichloroethene | ND | ug/L | 0.50 | 0.38 | 1 | | 01/05/22 17:14 | 79-01-6 | |
| Trichlorofluoromethane | ND | ug/L | 1.0 | 0.30 | 1 | | 01/05/22 17:14 | 75-69-4 | |
| 1,2,3-Trichloropropane | ND | ug/L | 0.50 | 0.26 | 1 | | 01/05/22 17:14 | 96-18-4 | |
| 1,2,4-Trimethylbenzene | ND | ug/L | 0.50 | 0.50 | 1 | | 01/05/22 17:14 | 95-63-6 | |
| 1,3,5-Trimethylbenzene | ND | ug/L | 0.50 | 0.33 | 1 | | 01/05/22 17:14 | 108-67-8 | |
| Vinyl chloride | ND | ug/L | 1.0 | 0.39 | 1 | | 01/05/22 17:14 | 75-01-4 | |
| m&p-Xylene | ND | ug/L | 1.0 | 0.71 | 1 | | 01/05/22 17:14 | 179601-23-1 | |
| o-Xylene | ND | ug/L | 0.50 | 0.34 | 1 | | 01/05/22 17:14 | 95-47-6 | |
| ***Surrogates*** | | | | | | | | | |
| 1,2-Dichloroethane-d4 (S) | 101 | % | 70-130 | | 1 | | 01/05/22 17:14 | 17060-07-0 | |
| 4-Bromofluorobenzene (S) | 93 | % | 70-130 | | 1 | | 01/05/22 17:14 | 460-00-4 | |
| Toluene-d8 (S) | 101 | % | 70-130 | | 1 | | 01/05/22 17:14 | 2037-26-5 | |

## REPORT OF LABORATORY ANALYSIS

This report shall not be reproduced, except in full,
without the written consent of Pace Analytical Services, LLC.

**Pace Analytical Services, LLC**
9800 Kincey Ave. Suite 100
Huntersville, NC 28078
(704)875-9092

## ANALYTICAL RESULTS

Project: CPC HUNTERSVILLE
Pace Project No.: 92580901

**Sample: TRIP BLANK** **Lab ID: 92580901008** Collected: 01/04/22 00:00 Received: 01/04/22 17:37 Matrix: Water

| Parameters | Results | Units | Report Limit | MDL | DF | Prepared | Analyzed | CAS No. | Qual |
|---|---|---|---|---|---|---|---|---|---|
| **6200B MSV** | Analytical Method: SM 6200B<br>Pace Analytical Services - Charlotte | | | | | | | | |
| Benzene | ND | ug/L | 0.50 | 0.34 | 1 | | 01/05/22 13:34 | 71-43-2 | |
| Bromobenzene | ND | ug/L | 0.50 | 0.29 | 1 | | 01/05/22 13:34 | 108-86-1 | |
| Bromochloromethane | ND | ug/L | 0.50 | 0.47 | 1 | | 01/05/22 13:34 | 74-97-5 | |
| Bromodichloromethane | ND | ug/L | 0.50 | 0.31 | 1 | | 01/05/22 13:34 | 75-27-4 | |
| Bromoform | ND | ug/L | 0.50 | 0.34 | 1 | | 01/05/22 13:34 | 75-25-2 | |
| Bromomethane | ND | ug/L | 5.0 | 1.7 | 1 | | 01/05/22 13:34 | 74-83-9 | |
| n-Butylbenzene | ND | ug/L | 0.50 | 0.49 | 1 | | 01/05/22 13:34 | 104-51-8 | |
| sec-Butylbenzene | ND | ug/L | 0.50 | 0.40 | 1 | | 01/05/22 13:34 | 135-98-8 | |
| tert-Butylbenzene | ND | ug/L | 0.50 | 0.32 | 1 | | 01/05/22 13:34 | 98-06-6 | |
| Carbon tetrachloride | ND | ug/L | 0.50 | 0.33 | 1 | | 01/05/22 13:34 | 56-23-5 | |
| Chlorobenzene | ND | ug/L | 0.50 | 0.28 | 1 | | 01/05/22 13:34 | 108-90-7 | |
| Chloroethane | ND | ug/L | 1.0 | 0.65 | 1 | | 01/05/22 13:34 | 75-00-3 | |
| Chloroform | ND | ug/L | 0.50 | 0.35 | 1 | | 01/05/22 13:34 | 67-66-3 | |
| Chloromethane | ND | ug/L | 1.0 | 0.54 | 1 | | 01/05/22 13:34 | 74-87-3 | |
| 2-Chlorotoluene | ND | ug/L | 0.50 | 0.32 | 1 | | 01/05/22 13:34 | 95-49-8 | |
| 4-Chlorotoluene | ND | ug/L | 0.50 | 0.32 | 1 | | 01/05/22 13:34 | 106-43-4 | |
| 1,2-Dibromo-3-chloropropane | ND | ug/L | 1.0 | 0.34 | 1 | | 01/05/22 13:34 | 96-12-8 | |
| Dibromochloromethane | ND | ug/L | 0.50 | 0.36 | 1 | | 01/05/22 13:34 | 124-48-1 | |
| 1,2-Dibromoethane (EDB) | ND | ug/L | 0.50 | 0.27 | 1 | | 01/05/22 13:34 | 106-93-4 | |
| Dibromomethane | ND | ug/L | 0.50 | 0.39 | 1 | | 01/05/22 13:34 | 74-95-3 | |
| 1,2-Dichlorobenzene | ND | ug/L | 0.50 | 0.34 | 1 | | 01/05/22 13:34 | 95-50-1 | |
| 1,3-Dichlorobenzene | ND | ug/L | 0.50 | 0.34 | 1 | | 01/05/22 13:34 | 541-73-1 | |
| 1,4-Dichlorobenzene | ND | ug/L | 0.50 | 0.33 | 1 | | 01/05/22 13:34 | 106-46-7 | |
| Dichlorodifluoromethane | ND | ug/L | 0.50 | 0.35 | 1 | | 01/05/22 13:34 | 75-71-8 | |
| 1,1-Dichloroethane | ND | ug/L | 0.50 | 0.37 | 1 | | 01/05/22 13:34 | 75-34-3 | |
| 1,2-Dichloroethane | ND | ug/L | 0.50 | 0.32 | 1 | | 01/05/22 13:34 | 107-06-2 | |
| 1,1-Dichloroethene | ND | ug/L | 0.50 | 0.35 | 1 | | 01/05/22 13:34 | 75-35-4 | |
| cis-1,2-Dichloroethene | ND | ug/L | 0.50 | 0.38 | 1 | | 01/05/22 13:34 | 156-59-2 | |
| trans-1,2-Dichloroethene | ND | ug/L | 0.50 | 0.40 | 1 | | 01/05/22 13:34 | 156-60-5 | |
| 1,2-Dichloropropane | ND | ug/L | 0.50 | 0.36 | 1 | | 01/05/22 13:34 | 78-87-5 | |
| 1,3-Dichloropropane | ND | ug/L | 0.50 | 0.28 | 1 | | 01/05/22 13:34 | 142-28-9 | |
| 2,2-Dichloropropane | ND | ug/L | 0.50 | 0.39 | 1 | | 01/05/22 13:34 | 594-20-7 | |
| 1,1-Dichloropropene | ND | ug/L | 0.50 | 0.43 | 1 | | 01/05/22 13:34 | 563-58-6 | |
| cis-1,3-Dichloropropene | ND | ug/L | 0.50 | 0.36 | 1 | | 01/05/22 13:34 | 10061-01-5 | |
| trans-1,3-Dichloropropene | ND | ug/L | 0.50 | 0.36 | 1 | | 01/05/22 13:34 | 10061-02-6 | |
| Diisopropyl ether | ND | ug/L | 0.50 | 0.31 | 1 | | 01/05/22 13:34 | 108-20-3 | |
| Ethylbenzene | ND | ug/L | 0.50 | 0.30 | 1 | | 01/05/22 13:34 | 100-41-4 | |
| Hexachloro-1,3-butadiene | ND | ug/L | 2.0 | 1.5 | 1 | | 01/05/22 13:34 | 87-68-3 | |
| Isopropylbenzene (Cumene) | ND | ug/L | 0.50 | 0.33 | 1 | | 01/05/22 13:34 | 98-82-8 | |
| Methylene Chloride | ND | ug/L | 2.0 | 2.0 | 1 | | 01/05/22 13:34 | 75-09-2 | |
| Methyl-tert-butyl ether | ND | ug/L | 0.50 | 0.42 | 1 | | 01/05/22 13:34 | 1634-04-4 | |
| Naphthalene | ND | ug/L | 2.0 | 0.64 | 1 | | 01/05/22 13:34 | 91-20-3 | |
| n-Propylbenzene | ND | ug/L | 0.50 | 0.34 | 1 | | 01/05/22 13:34 | 103-65-1 | |
| Styrene | ND | ug/L | 0.50 | 0.29 | 1 | | 01/05/22 13:34 | 100-42-5 | |
| 1,1,1,2-Tetrachloroethane | ND | ug/L | 0.50 | 0.31 | 1 | | 01/05/22 13:34 | 630-20-6 | |

## REPORT OF LABORATORY ANALYSIS

This report shall not be reproduced, except in full,
without the written consent of Pace Analytical Services, LLC.

**Pace Analytical Services, LLC**
9800 Kincey Ave. Suite 100
Huntersville, NC 28078
(704)875-9092

## ANALYTICAL RESULTS

Project: CPC HUNTERSVILLE
Pace Project No.: 92580901

**Sample: TRIP BLANK** **Lab ID: 92580901008** Collected: 01/04/22 00:00 Received: 01/04/22 17:37 Matrix: Water

| Parameters | Results | Units | Report Limit | MDL | DF | Prepared | Analyzed | CAS No. | Qual |
|---|---|---|---|---|---|---|---|---|---|
| **6200B MSV** | Analytical Method: SM 6200B<br>Pace Analytical Services - Charlotte | | | | | | | | |
| 1,1,2,2-Tetrachloroethane | ND | ug/L | 0.50 | 0.22 | 1 | | 01/05/22 13:34 | 79-34-5 | |
| Tetrachloroethene | ND | ug/L | 0.50 | 0.29 | 1 | | 01/05/22 13:34 | 127-18-4 | |
| Toluene | ND | ug/L | 0.50 | 0.48 | 1 | | 01/05/22 13:34 | 108-88-3 | |
| 1,2,3-Trichlorobenzene | ND | ug/L | 2.0 | 0.81 | 1 | | 01/05/22 13:34 | 87-61-6 | |
| 1,2,4-Trichlorobenzene | ND | ug/L | 2.0 | 0.64 | 1 | | 01/05/22 13:34 | 120-82-1 | |
| 1,1,1-Trichloroethane | ND | ug/L | 0.50 | 0.33 | 1 | | 01/05/22 13:34 | 71-55-6 | |
| 1,1,2-Trichloroethane | ND | ug/L | 0.50 | 0.32 | 1 | | 01/05/22 13:34 | 79-00-5 | |
| Trichloroethene | ND | ug/L | 0.50 | 0.38 | 1 | | 01/05/22 13:34 | 79-01-6 | |
| Trichlorofluoromethane | ND | ug/L | 1.0 | 0.30 | 1 | | 01/05/22 13:34 | 75-69-4 | |
| 1,2,3-Trichloropropane | ND | ug/L | 0.50 | 0.26 | 1 | | 01/05/22 13:34 | 96-18-4 | |
| 1,2,4-Trimethylbenzene | ND | ug/L | 0.50 | 0.50 | 1 | | 01/05/22 13:34 | 95-63-6 | |
| 1,3,5-Trimethylbenzene | ND | ug/L | 0.50 | 0.33 | 1 | | 01/05/22 13:34 | 108-67-8 | |
| Vinyl chloride | ND | ug/L | 1.0 | 0.39 | 1 | | 01/05/22 13:34 | 75-01-4 | |
| m&p-Xylene | ND | ug/L | 1.0 | 0.71 | 1 | | 01/05/22 13:34 | 179601-23-1 | |
| o-Xylene | ND | ug/L | 0.50 | 0.34 | 1 | | 01/05/22 13:34 | 95-47-6 | |
| ***Surrogates*** | | | | | | | | | |
| 1,2-Dichloroethane-d4 (S) | 101 | % | 70-130 | | 1 | | 01/05/22 13:34 | 17060-07-0 | |
| 4-Bromofluorobenzene (S) | 97 | % | 70-130 | | 1 | | 01/05/22 13:34 | 460-00-4 | |
| Toluene-d8 (S) | 99 | % | 70-130 | | 1 | | 01/05/22 13:34 | 2037-26-5 | |

## REPORT OF LABORATORY ANALYSIS

This report shall not be reproduced, except in full,
without the written consent of Pace Analytical Services, LLC.

**Pace Analytical Services, LLC**
9800 Kincey Ave. Suite 100
Huntersville, NC 28078
(704)875-9092

## QUALITY CONTROL DATA

Project: CPC HUNTERSVILLE
Pace Project No.: 92580901

QC Batch: 670001 | Analysis Method: MADEP VPH
QC Batch Method: MADEP VPH | Analysis Description: VPH NC Water
Laboratory: Pace Analytical Services - Charlotte
Associated Lab Samples: 92580901001, 92580901002, 92580901003, 92580901004, 92580901005, 92580901006, 92580901007

METHOD BLANK: 3508192 Matrix: Water
Associated Lab Samples: 92580901001, 92580901002, 92580901003, 92580901004, 92580901005, 92580901006, 92580901007

| Parameter | Units | Blank Result | Reporting Limit | MDL | Analyzed | Qualifiers |
|---|---|---|---|---|---|---|
| Aliphatic (C05-C08) | ug/L | ND | 50.0 | 50.0 | 01/05/22 19:28 | N2 |
| Aromatic (C09-C10) | ug/L | ND | 50.0 | 50.0 | 01/05/22 19:28 | N2 |
| 4-Bromofluorobenzene (FID) (S) | % | 99 | 70-130 | | 01/05/22 19:28 | |
| 4-Bromofluorobenzene (PID) (S) | % | 82 | 70-130 | | 01/05/22 19:28 | |

LABORATORY CONTROL SAMPLE & LCSD: 3508193 3508194

| Parameter | Units | Spike Conc. | LCS Result | LCSD Result | LCS % Rec | LCSD % Rec | % Rec Limits | RPD | Max RPD | Qualifiers |
|---|---|---|---|---|---|---|---|---|---|---|
| Aliphatic (C05-C08) | ug/L | 300 | 322 | 343 | 107 | 114 | 70-130 | 6 | 25 | N2 |
| Aromatic (C09-C10) | ug/L | 100 | 89.2 | 89.6 | 89 | 90 | 70-130 | 0 | 25 | N2 |
| 4-Bromofluorobenzene (FID) (S) | % | | | | 99 | 97 | 70-130 | | | |
| 4-Bromofluorobenzene (PID) (S) | % | | | | 80 | 79 | 70-130 | | | |

**Results presented on this page are in the units indicated by the "Units" column except where an alternate unit is presented to the right of the result.**

## REPORT OF LABORATORY ANALYSIS

This report shall not be reproduced, except in full,
without the written consent of Pace Analytical Services, LLC.

**Pace Analytical Services, LLC**
9800 Kincey Ave. Suite 100
Huntersville, NC 28078
(704)875-9092

## QUALITY CONTROL DATA

Project: CPC HUNTERSVILLE
Pace Project No.: 92580901

QC Batch: 669881
QC Batch Method: SM 6200B
Analysis Method: SM 6200B
Analysis Description: 6200B MSV
Laboratory: Pace Analytical Services - Charlotte
Associated Lab Samples: 92580901001, 92580901002, 92580901003, 92580901004, 92580901005, 92580901006, 92580901007, 92580901008

METHOD BLANK: 3507345
Matrix: Water
Associated Lab Samples: 92580901001, 92580901002, 92580901003, 92580901004, 92580901005, 92580901006, 92580901007, 92580901008

| Parameter | Units | Blank Result | Reporting Limit | MDL | Analyzed | Qualifiers |
|---|---|---|---|---|---|---|
| 1,1,1,2-Tetrachloroethane | ug/L | ND | 0.50 | 0.31 | 01/05/22 12:57 | |
| 1,1,1-Trichloroethane | ug/L | ND | 0.50 | 0.33 | 01/05/22 12:57 | |
| 1,1,2,2-Tetrachloroethane | ug/L | ND | 0.50 | 0.22 | 01/05/22 12:57 | |
| 1,1,2-Trichloroethane | ug/L | ND | 0.50 | 0.32 | 01/05/22 12:57 | |
| 1,1-Dichloroethane | ug/L | ND | 0.50 | 0.37 | 01/05/22 12:57 | |
| 1,1-Dichloroethene | ug/L | ND | 0.50 | 0.35 | 01/05/22 12:57 | |
| 1,1-Dichloropropene | ug/L | ND | 0.50 | 0.43 | 01/05/22 12:57 | |
| 1,2,3-Trichlorobenzene | ug/L | ND | 2.0 | 0.81 | 01/05/22 12:57 | |
| 1,2,3-Trichloropropane | ug/L | ND | 0.50 | 0.26 | 01/05/22 12:57 | |
| 1,2,4-Trichlorobenzene | ug/L | ND | 2.0 | 0.64 | 01/05/22 12:57 | |
| 1,2,4-Trimethylbenzene | ug/L | ND | 0.50 | 0.50 | 01/05/22 12:57 | |
| 1,2-Dibromo-3-chloropropane | ug/L | ND | 1.0 | 0.34 | 01/05/22 12:57 | |
| 1,2-Dibromoethane (EDB) | ug/L | ND | 0.50 | 0.27 | 01/05/22 12:57 | |
| 1,2-Dichlorobenzene | ug/L | ND | 0.50 | 0.34 | 01/05/22 12:57 | |
| 1,2-Dichloroethane | ug/L | ND | 0.50 | 0.32 | 01/05/22 12:57 | |
| 1,2-Dichloropropane | ug/L | ND | 0.50 | 0.36 | 01/05/22 12:57 | |
| 1,3,5-Trimethylbenzene | ug/L | ND | 0.50 | 0.33 | 01/05/22 12:57 | |
| 1,3-Dichlorobenzene | ug/L | ND | 0.50 | 0.34 | 01/05/22 12:57 | |
| 1,3-Dichloropropane | ug/L | ND | 0.50 | 0.28 | 01/05/22 12:57 | |
| 1,4-Dichlorobenzene | ug/L | ND | 0.50 | 0.33 | 01/05/22 12:57 | |
| 2,2-Dichloropropane | ug/L | ND | 0.50 | 0.39 | 01/05/22 12:57 | |
| 2-Chlorotoluene | ug/L | ND | 0.50 | 0.32 | 01/05/22 12:57 | |
| 4-Chlorotoluene | ug/L | ND | 0.50 | 0.32 | 01/05/22 12:57 | |
| Benzene | ug/L | ND | 0.50 | 0.34 | 01/05/22 12:57 | |
| Bromobenzene | ug/L | ND | 0.50 | 0.29 | 01/05/22 12:57 | |
| Bromochloromethane | ug/L | ND | 0.50 | 0.47 | 01/05/22 12:57 | |
| Bromodichloromethane | ug/L | ND | 0.50 | 0.31 | 01/05/22 12:57 | |
| Bromoform | ug/L | ND | 0.50 | 0.34 | 01/05/22 12:57 | |
| Bromomethane | ug/L | ND | 5.0 | 1.7 | 01/05/22 12:57 | |
| Carbon tetrachloride | ug/L | ND | 0.50 | 0.33 | 01/05/22 12:57 | |
| Chlorobenzene | ug/L | ND | 0.50 | 0.28 | 01/05/22 12:57 | |
| Chloroethane | ug/L | ND | 1.0 | 0.65 | 01/05/22 12:57 | |
| Chloroform | ug/L | ND | 0.50 | 0.35 | 01/05/22 12:57 | |
| Chloromethane | ug/L | ND | 1.0 | 0.54 | 01/05/22 12:57 | |
| cis-1,2-Dichloroethene | ug/L | ND | 0.50 | 0.38 | 01/05/22 12:57 | |
| cis-1,3-Dichloropropene | ug/L | ND | 0.50 | 0.36 | 01/05/22 12:57 | |
| Dibromochloromethane | ug/L | ND | 0.50 | 0.36 | 01/05/22 12:57 | |
| Dibromomethane | ug/L | ND | 0.50 | 0.39 | 01/05/22 12:57 | |
| Dichlorodifluoromethane | ug/L | ND | 0.50 | 0.35 | 01/05/22 12:57 | |

**Results presented on this page are in the units indicated by the "Units" column except where an alternate unit is presented to the right of the result.**

## REPORT OF LABORATORY ANALYSIS

This report shall not be reproduced, except in full,
without the written consent of Pace Analytical Services, LLC.

Pace Analytical Services, LLC
9800 Kincey Ave. Suite 100
Huntersville, NC 28078
(704)875-9092

## QUALITY CONTROL DATA

Project: CPC HUNTERSVILLE
Pace Project No.: 92580901

METHOD BLANK: 3507345 Matrix: Water
Associated Lab Samples: 92580901001, 92580901002, 92580901003, 92580901004, 92580901005, 92580901006, 92580901007, 92580901008

| Parameter | Units | Blank Result | Reporting Limit | MDL | Analyzed | Qualifiers |
|---|---|---|---|---|---|---|
| Diisopropyl ether | ug/L | ND | 0.50 | 0.31 | 01/05/22 12:57 | |
| Ethylbenzene | ug/L | ND | 0.50 | 0.30 | 01/05/22 12:57 | |
| Hexachloro-1,3-butadiene | ug/L | ND | 2.0 | 1.5 | 01/05/22 12:57 | |
| Isopropylbenzene (Cumene) | ug/L | ND | 0.50 | 0.33 | 01/05/22 12:57 | |
| m&p-Xylene | ug/L | ND | 1.0 | 0.71 | 01/05/22 12:57 | |
| Methyl-tert-butyl ether | ug/L | ND | 0.50 | 0.42 | 01/05/22 12:57 | |
| Methylene Chloride | ug/L | ND | 2.0 | 2.0 | 01/05/22 12:57 | |
| n-Butylbenzene | ug/L | ND | 0.50 | 0.49 | 01/05/22 12:57 | |
| n-Propylbenzene | ug/L | ND | 0.50 | 0.34 | 01/05/22 12:57 | |
| Naphthalene | ug/L | ND | 2.0 | 0.64 | 01/05/22 12:57 | |
| o-Xylene | ug/L | ND | 0.50 | 0.34 | 01/05/22 12:57 | |
| sec-Butylbenzene | ug/L | ND | 0.50 | 0.40 | 01/05/22 12:57 | |
| Styrene | ug/L | ND | 0.50 | 0.29 | 01/05/22 12:57 | |
| tert-Butylbenzene | ug/L | ND | 0.50 | 0.32 | 01/05/22 12:57 | |
| Tetrachloroethene | ug/L | ND | 0.50 | 0.29 | 01/05/22 12:57 | |
| Toluene | ug/L | ND | 0.50 | 0.48 | 01/05/22 12:57 | |
| trans-1,2-Dichloroethene | ug/L | ND | 0.50 | 0.40 | 01/05/22 12:57 | |
| trans-1,3-Dichloropropene | ug/L | ND | 0.50 | 0.36 | 01/05/22 12:57 | |
| Trichloroethene | ug/L | ND | 0.50 | 0.38 | 01/05/22 12:57 | |
| Trichlorofluoromethane | ug/L | ND | 1.0 | 0.30 | 01/05/22 12:57 | |
| Vinyl chloride | ug/L | ND | 1.0 | 0.39 | 01/05/22 12:57 | |
| 1,2-Dichloroethane-d4 (S) | % | 100 | 70-130 | | 01/05/22 12:57 | |
| 4-Bromofluorobenzene (S) | % | 95 | 70-130 | | 01/05/22 12:57 | |
| Toluene-d8 (S) | % | 100 | 70-130 | | 01/05/22 12:57 | |

LABORATORY CONTROL SAMPLE: 3507346

| Parameter | Units | Spike Conc. | LCS Result | LCS % Rec | % Rec Limits | Qualifiers |
|---|---|---|---|---|---|---|
| 1,1,1,2-Tetrachloroethane | ug/L | 50 | 52.3 | 105 | 60-140 | |
| 1,1,1-Trichloroethane | ug/L | 50 | 45.0 | 90 | 60-140 | |
| 1,1,2,2-Tetrachloroethane | ug/L | 50 | 52.2 | 104 | 60-140 | |
| 1,1,2-Trichloroethane | ug/L | 50 | 49.3 | 99 | 60-140 | |
| 1,1-Dichloroethane | ug/L | 50 | 45.4 | 91 | 60-140 | |
| 1,1-Dichloroethene | ug/L | 50 | 42.0 | 84 | 60-140 | |
| 1,1-Dichloropropene | ug/L | 50 | 44.6 | 89 | 60-140 | |
| 1,2,3-Trichlorobenzene | ug/L | 50 | 53.7 | 107 | 60-140 | |
| 1,2,3-Trichloropropane | ug/L | 50 | 55.0 | 110 | 60-140 | |
| 1,2,4-Trichlorobenzene | ug/L | 50 | 55.1 | 110 | 60-140 | |
| 1,2,4-Trimethylbenzene | ug/L | 50 | 51.6 | 103 | 60-140 | |
| 1,2-Dibromo-3-chloropropane | ug/L | 50 | 56.8 | 114 | 60-140 | |
| 1,2-Dibromoethane (EDB) | ug/L | 50 | 50.9 | 102 | 60-140 | |
| 1,2-Dichlorobenzene | ug/L | 50 | 49.9 | 100 | 60-140 | |
| 1,2-Dichloroethane | ug/L | 50 | 44.0 | 88 | 60-140 | |

**Results presented on this page are in the units indicated by the "Units" column except where an alternate unit is presented to the right of the result.**

## REPORT OF LABORATORY ANALYSIS

This report shall not be reproduced, except in full,
without the written consent of Pace Analytical Services, LLC.

**Pace Analytical Services, LLC**
9800 Kincey Ave. Suite 100
Huntersville, NC 28078
(704)875-9092

## QUALITY CONTROL DATA

Project: CPC HUNTERSVILLE
Pace Project No.: 92580901

LABORATORY CONTROL SAMPLE: 3507346

| Parameter | Units | Spike Conc. | LCS Result | LCS % Rec | % Rec Limits | Qualifiers |
|---|---|---|---|---|---|---|
| 1,2-Dichloropropane | ug/L | 50 | 48.7 | 97 | 60-140 | |
| 1,3,5-Trimethylbenzene | ug/L | 50 | 51.1 | 102 | 60-140 | |
| 1,3-Dichlorobenzene | ug/L | 50 | 49.8 | 100 | 60-140 | |
| 1,3-Dichloropropane | ug/L | 50 | 48.7 | 97 | 60-140 | |
| 1,4-Dichlorobenzene | ug/L | 50 | 49.1 | 98 | 60-140 | |
| 2,2-Dichloropropane | ug/L | 50 | 44.8 | 90 | 60-140 | |
| 2-Chlorotoluene | ug/L | 50 | 49.9 | 100 | 60-140 | |
| 4-Chlorotoluene | ug/L | 50 | 49.5 | 99 | 60-140 | |
| Benzene | ug/L | 50 | 46.3 | 93 | 60-140 | |
| Bromobenzene | ug/L | 50 | 50.3 | 101 | 60-140 | |
| Bromochloromethane | ug/L | 50 | 50.0 | 100 | 60-140 | |
| Bromodichloromethane | ug/L | 50 | 49.4 | 99 | 60-140 | |
| Bromoform | ug/L | 50 | 59.3 | 119 | 60-140 | |
| Bromomethane | ug/L | 50 | 47.9 | 96 | 60-140 | |
| Carbon tetrachloride | ug/L | 50 | 49.8 | 100 | 60-140 | |
| Chlorobenzene | ug/L | 50 | 48.0 | 96 | 60-140 | |
| Chloroethane | ug/L | 50 | 58.6 | 117 | 60-140 | |
| Chloroform | ug/L | 50 | 44.6 | 89 | 60-140 | |
| Chloromethane | ug/L | 50 | 39.8 | 80 | 60-140 | |
| cis-1,2-Dichloroethene | ug/L | 50 | 45.9 | 92 | 60-140 | |
| cis-1,3-Dichloropropene | ug/L | 50 | 51.9 | 104 | 60-140 | |
| Dibromochloromethane | ug/L | 50 | 54.1 | 108 | 60-140 | |
| Dibromomethane | ug/L | 50 | 52.3 | 105 | 60-140 | |
| Dichlorodifluoromethane | ug/L | 50 | 49.7 | 99 | 60-140 | |
| Diisopropyl ether | ug/L | 50 | 44.4 | 89 | 60-140 | |
| Ethylbenzene | ug/L | 50 | 49.1 | 98 | 60-140 | |
| Hexachloro-1,3-butadiene | ug/L | 50 | 53.8 | 108 | 60-140 | |
| Isopropylbenzene (Cumene) | ug/L | 50 | 52.6 | 105 | 60-140 | |
| m&p-Xylene | ug/L | 100 | 100 | 100 | 60-140 | |
| Methyl-tert-butyl ether | ug/L | 50 | 44.8 | 90 | 60-140 | |
| Methylene Chloride | ug/L | 50 | 46.6 | 93 | 60-140 | |
| n-Butylbenzene | ug/L | 50 | 54.5 | 109 | 60-140 | |
| n-Propylbenzene | ug/L | 50 | 50.7 | 101 | 60-140 | |
| Naphthalene | ug/L | 50 | 54.3 | 109 | 60-140 | |
| o-Xylene | ug/L | 50 | 52.0 | 104 | 60-140 | |
| sec-Butylbenzene | ug/L | 50 | 51.4 | 103 | 60-140 | |
| Styrene | ug/L | 50 | 51.5 | 103 | 60-140 | |
| tert-Butylbenzene | ug/L | 50 | 42.5 | 85 | 60-140 | |
| Tetrachloroethene | ug/L | 50 | 51.1 | 102 | 60-140 | |
| Toluene | ug/L | 50 | 46.4 | 93 | 60-140 | |
| trans-1,2-Dichloroethene | ug/L | 50 | 45.6 | 91 | 60-140 | |
| trans-1,3-Dichloropropene | ug/L | 50 | 51.9 | 104 | 60-140 | |
| Trichloroethene | ug/L | 50 | 47.0 | 94 | 60-140 | |
| Trichlorofluoromethane | ug/L | 50 | 54.0 | 108 | 60-140 | |
| Vinyl chloride | ug/L | 50 | 43.9 | 88 | 60-140 | |
| 1,2-Dichloroethane-d4 (S) | % | | | 95 | 70-130 | |
| 4-Bromofluorobenzene (S) | % | | | 98 | 70-130 | |

**Results presented on this page are in the units indicated by the "Units" column except where an alternate unit is presented to the right of the result.**

## REPORT OF LABORATORY ANALYSIS

This report shall not be reproduced, except in full,
without the written consent of Pace Analytical Services, LLC.

**Pace Analytical Services, LLC**
9800 Kincey Ave. Suite 100
Huntersville, NC 28078
(704)875-9092

## QUALITY CONTROL DATA

Project: CPC HUNTERSVILLE
Pace Project No.: 92580901

LABORATORY CONTROL SAMPLE: 3507346

| Parameter | Units | Spike Conc. | LCS Result | LCS % Rec | % Rec Limits | Qualifiers |
|---|---|---|---|---|---|---|
| Toluene-d8 (S) | % | | | 99 | 70-130 | |

MATRIX SPIKE & MATRIX SPIKE DUPLICATE: 3507347 3507348

| Parameter | Units | 92580901001 Result | MS Spike Conc. | MSD Spike Conc. | MS Result | MSD Result | MS % Rec | MSD % Rec | % Rec Limits | RPD | Max RPD | Qual |
|---|---|---|---|---|---|---|---|---|---|---|---|---|
| 1,1,1,2-Tetrachloroethane | ug/L | ND | 20 | 20 | 21.3 | 21.4 | 107 | 107 | 60-140 | 0 | 30 | |
| 1,1,1-Trichloroethane | ug/L | ND | 20 | 20 | 20.3 | 20.7 | 101 | 104 | 60-140 | 2 | 30 | |
| 1,1,2,2-Tetrachloroethane | ug/L | ND | 20 | 20 | 21.2 | 21.2 | 106 | 106 | 60-140 | 0 | 30 | |
| 1,1,2-Trichloroethane | ug/L | ND | 20 | 20 | 20.2 | 20.3 | 101 | 102 | 60-140 | 1 | 30 | |
| 1,1-Dichloroethane | ug/L | ND | 20 | 20 | 20.1 | 20.9 | 100 | 105 | 60-140 | 4 | 30 | |
| 1,1-Dichloroethene | ug/L | ND | 20 | 20 | 18.1 | 18.7 | 90 | 94 | 60-140 | 3 | 30 | |
| 1,1-Dichloropropene | ug/L | ND | 20 | 20 | 20.0 | 20.8 | 100 | 104 | 60-140 | 4 | 30 | |
| 1,2,3-Trichlorobenzene | ug/L | ND | 20 | 20 | 23.6 | 22.3 | 118 | 112 | 60-140 | 6 | 30 | |
| 1,2,3-Trichloropropane | ug/L | ND | 20 | 20 | 22.1 | 22.4 | 110 | 112 | 60-140 | 1 | 30 | |
| 1,2,4-Trichlorobenzene | ug/L | ND | 20 | 20 | 22.6 | 22.0 | 113 | 110 | 60-140 | 3 | 30 | |
| 1,2,4-Trimethylbenzene | ug/L | ND | 20 | 20 | 20.9 | 21.5 | 105 | 108 | 60-140 | 3 | 30 | |
| 1,2-Dibromo-3-chloropropane | ug/L | ND | 20 | 20 | 22.1 | 22.2 | 110 | 111 | 60-140 | 0 | 30 | |
| 1,2-Dibromoethane (EDB) | ug/L | ND | 20 | 20 | 20.5 | 20.8 | 103 | 104 | 60-140 | 1 | 30 | |
| 1,2-Dichlorobenzene | ug/L | ND | 20 | 20 | 20.2 | 20.7 | 101 | 104 | 60-140 | 2 | 30 | |
| 1,2-Dichloroethane | ug/L | ND | 20 | 20 | 19.2 | 19.8 | 96 | 99 | 60-140 | 3 | 30 | |
| 1,2-Dichloropropane | ug/L | ND | 20 | 20 | 20.4 | 21.4 | 102 | 107 | 60-140 | 5 | 30 | |
| 1,3,5-Trimethylbenzene | ug/L | ND | 20 | 20 | 21.0 | 21.3 | 105 | 107 | 60-140 | 2 | 30 | |
| 1,3-Dichlorobenzene | ug/L | ND | 20 | 20 | 20.2 | 20.7 | 101 | 103 | 60-140 | 2 | 30 | |
| 1,3-Dichloropropane | ug/L | ND | 20 | 20 | 20.1 | 20.5 | 101 | 103 | 60-140 | 2 | 30 | |
| 1,4-Dichlorobenzene | ug/L | ND | 20 | 20 | 20.1 | 20.5 | 101 | 102 | 60-140 | 1 | 30 | |
| 2,2-Dichloropropane | ug/L | ND | 20 | 20 | 20.0 | 20.3 | 100 | 102 | 60-140 | 1 | 30 | |
| 2-Chlorotoluene | ug/L | ND | 20 | 20 | 20.1 | 20.8 | 101 | 104 | 60-140 | 3 | 30 | |
| 4-Chlorotoluene | ug/L | ND | 20 | 20 | 20.4 | 20.4 | 102 | 102 | 60-140 | 0 | 30 | |
| Benzene | ug/L | ND | 20 | 20 | 19.8 | 20.7 | 99 | 104 | 60-140 | 5 | 30 | |
| Bromobenzene | ug/L | ND | 20 | 20 | 20.8 | 21.2 | 104 | 106 | 60-140 | 2 | 30 | |
| Bromochloromethane | ug/L | ND | 20 | 20 | 21.9 | 22.4 | 109 | 112 | 60-140 | 2 | 30 | |
| Bromodichloromethane | ug/L | ND | 20 | 20 | 19.7 | 21.0 | 99 | 105 | 60-140 | 6 | 30 | |
| Bromoform | ug/L | ND | 20 | 20 | 21.7 | 22.5 | 109 | 112 | 60-140 | 3 | 30 | |
| Bromomethane | ug/L | ND | 20 | 20 | 21.2 | 22.0 | 106 | 110 | 60-140 | 4 | 30 | |
| Carbon tetrachloride | ug/L | ND | 20 | 20 | 21.3 | 21.2 | 106 | 106 | 60-140 | 0 | 30 | |
| Chlorobenzene | ug/L | ND | 20 | 20 | 20.0 | 20.7 | 100 | 104 | 60-140 | 4 | 30 | |
| Chloroethane | ug/L | ND | 20 | 20 | 25.3 | 26.8 | 127 | 134 | 60-140 | 6 | 30 | |
| Chloroform | ug/L | ND | 20 | 20 | 18.9 | 19.6 | 95 | 98 | 60-140 | 4 | 30 | |
| Chloromethane | ug/L | ND | 20 | 20 | 19.1 | 18.9 | 95 | 95 | 60-140 | 1 | 30 | |
| cis-1,2-Dichloroethene | ug/L | ND | 20 | 20 | 20.1 | 20.5 | 101 | 102 | 60-140 | 2 | 30 | |
| cis-1,3-Dichloropropene | ug/L | ND | 20 | 20 | 20.6 | 20.9 | 103 | 104 | 60-140 | 1 | 30 | |
| Dibromochloromethane | ug/L | ND | 20 | 20 | 20.7 | 21.6 | 104 | 108 | 60-140 | 4 | 30 | |
| Dibromomethane | ug/L | ND | 20 | 20 | 21.3 | 21.2 | 107 | 106 | 60-140 | 1 | 30 | |

**Results presented on this page are in the units indicated by the "Units" column except where an alternate unit is presented to the right of the result.**

## REPORT OF LABORATORY ANALYSIS

This report shall not be reproduced, except in full,
without the written consent of Pace Analytical Services, LLC.

**Pace Analytical Services, LLC**
9800 Kincey Ave. Suite 100
Huntersville, NC 28078
(704)875-9092

## QUALITY CONTROL DATA

Project: CPC HUNTERSVILLE
Pace Project No.: 92580901

MATRIX SPIKE & MATRIX SPIKE DUPLICATE: 3507347 3507348

| Parameter | Units | 92580901001 Result | MS Spike Conc. | MSD Spike Conc. | MS Result | MSD Result | MS % Rec | MSD % Rec | % Rec Limits | RPD | Max RPD | Qual |
|---|---|---|---|---|---|---|---|---|---|---|---|---|
| Dichlorodifluoromethane | ug/L | ND | 20 | 20 | 20.2 | 20.4 | 101 | 102 | 60-140 | 1 | 30 | |
| Diisopropyl ether | ug/L | ND | 20 | 20 | 19.4 | 19.9 | 97 | 100 | 60-140 | 2 | 30 | |
| Ethylbenzene | ug/L | ND | 20 | 20 | 20.6 | 21.0 | 103 | 105 | 60-140 | 2 | 30 | |
| Hexachloro-1,3-butadiene | ug/L | ND | 20 | 20 | 23.3 | 23.1 | 117 | 116 | 60-140 | 1 | 30 | |
| Isopropylbenzene (Cumene) | ug/L | ND | 20 | 20 | 21.7 | 22.5 | 109 | 112 | 60-140 | 3 | 30 | |
| m&p-Xylene | ug/L | ND | 40 | 40 | 41.3 | 43.2 | 103 | 108 | 60-140 | 4 | 30 | |
| Methyl-tert-butyl ether | ug/L | ND | 20 | 20 | 19.1 | 19.5 | 95 | 98 | 60-140 | 2 | 30 | |
| Methylene Chloride | ug/L | ND | 20 | 20 | 19.9 | 20.4 | 99 | 102 | 60-140 | 3 | 30 | |
| n-Butylbenzene | ug/L | ND | 20 | 20 | 22.2 | 22.7 | 111 | 114 | 60-140 | 2 | 30 | |
| n-Propylbenzene | ug/L | ND | 20 | 20 | 20.7 | 21.2 | 103 | 106 | 60-140 | 3 | 30 | |
| Naphthalene | ug/L | ND | 20 | 20 | 23.5 | 22.1 | 117 | 111 | 60-140 | 6 | 30 | |
| o-Xylene | ug/L | ND | 20 | 20 | 21.2 | 22.1 | 106 | 110 | 60-140 | 4 | 30 | |
| sec-Butylbenzene | ug/L | ND | 20 | 20 | 21.3 | 22.0 | 107 | 110 | 60-140 | 3 | 30 | |
| Styrene | ug/L | ND | 20 | 20 | 20.9 | 21.3 | 105 | 106 | 60-140 | 2 | 30 | |
| tert-Butylbenzene | ug/L | ND | 20 | 20 | 17.6 | 18.0 | 88 | 90 | 60-140 | 3 | 30 | |
| Tetrachloroethene | ug/L | ND | 20 | 20 | 22.1 | 22.6 | 110 | 113 | 60-140 | 2 | 30 | |
| Toluene | ug/L | ND | 20 | 20 | 19.8 | 20.3 | 97 | 100 | 60-140 | 3 | 30 | |
| trans-1,2-Dichloroethene | ug/L | ND | 20 | 20 | 20.5 | 20.9 | 102 | 104 | 60-140 | 2 | 30 | |
| trans-1,3-Dichloropropene | ug/L | ND | 20 | 20 | 20.8 | 21.5 | 104 | 107 | 60-140 | 3 | 30 | |
| Trichloroethene | ug/L | ND | 20 | 20 | 20.0 | 20.2 | 100 | 101 | 60-140 | 1 | 30 | |
| Trichlorofluoromethane | ug/L | ND | 20 | 20 | 19.4 | 19.7 | 97 | 98 | 60-140 | 1 | 30 | |
| Vinyl chloride | ug/L | ND | 20 | 20 | 20.1 | 20.2 | 100 | 101 | 60-140 | 1 | 30 | |
| 1,2-Dichloroethane-d4 (S) | % | | | | | | 94 | 94 | 70-130 | | | |
| 4-Bromofluorobenzene (S) | % | | | | | | 98 | 98 | 70-130 | | | |
| Toluene-d8 (S) | % | | | | | | 99 | 98 | 70-130 | | | |

**Results presented on this page are in the units indicated by the "Units" column except where an alternate unit is presented to the right of the result.**

## REPORT OF LABORATORY ANALYSIS

This report shall not be reproduced, except in full,
without the written consent of Pace Analytical Services, LLC.

**Pace Analytical Services, LLC**
9800 Kincey Ave. Suite 100
Huntersville, NC 28078
(704)875-9092

# QUALIFIERS

Project: CPC HUNTERSVILLE
Pace Project No.: 92580901

## DEFINITIONS

DF - Dilution Factor, if reported, represents the factor applied to the reported data due to dilution of the sample aliquot.

ND - Not Detected at or above adjusted reporting limit.

TNTC - Too Numerous To Count

J - Estimated concentration above the adjusted method detection limit and below the adjusted reporting limit.

MDL - Adjusted Method Detection Limit.

PQL - Practical Quantitation Limit.

RL - Reporting Limit - The lowest concentration value that meets project requirements for quantitative data with known precision and bias for a specific analyte in a specific matrix.

S - Surrogate

1,2-Diphenylhydrazine decomposes to and cannot be separated from Azobenzene using Method 8270. The result for each analyte is a combined concentration.

Consistent with EPA guidelines, unrounded data are displayed and have been used to calculate % recovery and RPD values.

LCS(D) - Laboratory Control Sample (Duplicate)

MS(D) - Matrix Spike (Duplicate)

DUP - Sample Duplicate

RPD - Relative Percent Difference

NC - Not Calculable.

SG - Silica Gel - Clean-Up

U - Indicates the compound was analyzed for, but not detected.

Acid preservation may not be appropriate for 2 Chloroethylvinyl ether.

A separate vial preserved to a pH of 4-5 is recommended in SW846 Chapter 4 for the analysis of Acrolein and Acrylonitrile by EPA Method 8260.

N-Nitrosodiphenylamine decomposes and cannot be separated from Diphenylamine using Method 8270. The result reported for each analyte is a combined concentration.

Reported results are not rounded until the final step prior to reporting. Therefore, calculated parameters that are typically reported as "Total" may vary slightly from the sum of the reported component parameters.

Pace Analytical is TNI accredited. Contact your Pace PM for the current list of accredited analytes.

TNI - The NELAC Institute.

## ANALYTE QUALIFIERS

| | |
|---|---|
| N2 | The lab does not hold NELAC/TNI accreditation for this parameter but other accreditations/certifications may apply. A complete list of accreditations/certifications is available upon request. |



This report shall not be reproduced, except in full,
without the written consent of Pace Analytical Services, LLC.

**Pace Analytical Services, LLC**
9800 Kincey Ave. Suite 100
Huntersville, NC 28078
(704)875-9092

## QUALITY CONTROL DATA CROSS REFERENCE TABLE

Project: CPC HUNTERSVILLE
Pace Project No.: 92580901

| Lab ID | Sample ID | QC Batch Method | QC Batch | Analytical Method | Analytical Batch |
|---|---|---|---|---|---|
| **92580901001** | **MW-46** | MADEP VPH | 670001 | | |
| **92580901002** | **MW-60** | MADEP VPH | 670001 | | |
| **92580901003** | **MW-62D** | MADEP VPH | 670001 | | |
| **92580901004** | **MW-76** | MADEP VPH | 670001 | | |
| **92580901005** | **FB-1-20220104** | MADEP VPH | 670001 | | |
| **92580901006** | **DUP-1-20220104** | MADEP VPH | 670001 | | |
| **92580901007** | **MW-86** | MADEP VPH | 670001 | | |
| **92580901001** | **MW-46** | SM 6200B | 669881 | | |
| **92580901002** | **MW-60** | SM 6200B | 669881 | | |
| **92580901003** | **MW-62D** | SM 6200B | 669881 | | |
| **92580901004** | **MW-76** | SM 6200B | 669881 | | |
| **92580901005** | **FB-1-20220104** | SM 6200B | 669881 | | |
| **92580901006** | **DUP-1-20220104** | SM 6200B | 669881 | | |
| **92580901007** | **MW-86** | SM 6200B | 669881 | | |
| **92580901008** | **TRIP BLANK** | SM 6200B | 669881 | | |



This report shall not be reproduced, except in full,
without the written consent of Pace Analytical Services, LLC.

**Laboratory receiving samples:**
Asheville ☐ Eden ☐ Greenwood ☐ Huntersville ☒ Raleigh ☐ Mechanicsville ☐ Atlanta ☐ Kernersville ☐

**Sample Condition Upon Receipt**

**Client Name:** AECOM

**Project #** WO# : 92580901

92580901

**Courier:** ☐ Commercial ☐ Fed Ex ☐ Pace ☐ UPS ☐ USPS ☐ Other:____ ☒ Client

**Custody Seal Present?** ☐ Yes ☒ No **Seals Intact?** ☐ Yes ☒ No

**Date/Initials Person Examining Contents:** KH 1/4/22

**Packing Material:** ☐ Bubble Wrap ☒ Bubble Bags ☐ None ☐ Other

**Biological Tissue Frozen?** ☐ Yes ☐ No ☒ N/A

**Thermometer:** ☒ IR Gun ID: 92T064 ☒ Wet ☐ Blue ☐ None **Type of Ice:**

**Cooler Temp:** 2.4 **Correction Factor:** Add/Subtract (°C) 0

**Cooler Temp Corrected (°C):** 2.4

Temp should be above freezing to 6°C
☐ Samples out of temp criteria. Samples on ice, cooling process has begun

**USDA Regulated Soil** ( ☒ N/A, water sample)

Did samples originate in a quarantine zone within the United States: CA, NY, or SC (check maps)? ☐ Yes ☐ No

Did samples originate from a foreign source (internationally, including Hawaii and Puerto Rico)? ☐ Yes ☐ No

| | | | | Comments/Discrepancy: |
|---|---|---|---|---|
| Chain of Custody Present? | ☒ Yes | ☐ No | ☐ N/A | 1. |
| Samples Arrived within Hold Time? | ☒ Yes | ☐ No | ☐ N/A | 2. |
| Short Hold Time Analysis (<72 hr.)? | ☐ Yes | ☒ No | ☐ N/A | 3. |
| Rush Turn Around Time Requested? | ☒ Yes | ☐ No | ☐ N/A | 4. |
| Sufficient Volume? | ☒ Yes | ☐ No | ☐ N/A | 5. |
| Correct Containers Used? | ☒ Yes | ☐ No | ☐ N/A | 6. |
| -Pace Containers Used? | ☒ Yes | ☐ No | ☐ N/A | |
| Containers Intact? | ☒ Yes | ☐ No | ☐ N/A | 7. |
| Dissolved analysis: Samples Field Filtered? | ☐ Yes | ☐ No | ☒ N/A | 8. |
| Sample Labels Match COC? | ☒ Yes | ☐ No | ☐ N/A | 9. |
| -Includes Date/Time/ID/Analysis Matrix: WT | | | | |
| Headspace in VOA Vials (>5-6mm)? | ☐ Yes | ☒ No | ☐ N/A | 10. |
| Trip Blank Present? | ☒ Yes | ☐ No | ☐ N/A | 11. |
| Trip Blank Custody Seals Present? | ☒ Yes | ☐ No | ☐ N/A | |

**COMMENTS/SAMPLE DISCREPANCY**

**Field Data Required?** ☐ Yes ☐ No

Lot ID of split containers:

**CLIENT NOTIFICATION/RESOLUTION**

Person contacted: _____ Date/Time: _____

**Project Manager SCURF Review:** _____ **Date:** _____

**Project Manager SRF Review:** _____ **Date:** _____

***Check mark top half of box if pH and/or dechlorination is verified and within the acceptance range for preservation samples.**

Exceptions: VOA, Coliform, TOC, Oil and Grease, DRO/8015 (water) DOC, LLHg

****Bottom half of box is to list number of bottles**

Project # **WO# : 92580901**

PM: BV Due Date: 01/07/22

CLIENT: 92-AECOM CHA

| Item# | BP4U-125 mL Plastic Unpreserved (N/A) (Cl-) | BP3U-250 mL Plastic Unpreserved (N/A) | BP2U-500 mL Plastic Unpreserved (N/A) | BP1U-1 liter Plastic Unpreserved (N/A) | BP4S-125 mL Plastic H2SO4 (pH < 2) (Cl-) | BP3N-250 mL plastic HNO3 (pH < 2) | BP4Z-125 mL Plastic ZN Acetate & NaOH (>9) | BP4B-125 mL Plastic NaOH (pH > 12) (Cl-) | WGFU-Wide-mouthed Glass jar Unpreserved | AG1U-1 liter Amber Unpreserved (N/A) (Cl-) | AG1H-1 liter Amber HCl (pH < 2) | AG3U-250 mL Amber Unpreserved (N/A) (Cl-) | AG1S-1 liter Amber H2SO4 (pH < 2) | AG3S-250 mL Amber H2SO4 (pH < 2) | AG3A(DG3A)-250 mL Amber NH4Cl (N/A)(Cl-) | DG9H-40 mL VOA HCl (N/A) | VG9T-40 mL VOA Na2S2O3 (N/A) | VG9U-40 mL VOA Unpreserved (N/A) | DG9P-40 mL VOA H3PO4 (N/A) | VOAK (3 vials per kit)-5035 kit (N/A) | V/GK (3 vials per kit)-VPH/Gas kit (N/A) | SP5T-125 mL Sterile Plastic (N/A – lab) | SP2T-250 mL Sterile Plastic (N/A – lab) | | BP3A-250 mL Plastic (NH2)2SO4 (9.3-9.7) | AG0U-100 mL Amber Unpreserved vials (N/A) | VSGU-20 mL Scintillation vials (N/A) | DG9U-40 mL Amber Unpreserved vials (N/A) |
|---|---|---|---|---|---|---|---|---|---|---|---|---|---|---|---|---|---|---|---|---|---|---|---|---|---|---|---|---|---|
| 1 | | | | | | | | | | | | | | | | 7 | | | | | | | | | | | | | |
| 2 | | | | | | | | | | | | | | | | 1 | | | | | | | | | | | | | |
| 3 | | | | | | | | | | | | | | | | 1 | | | | | | | | | | | | | |
| 4 | | | | | | | | | | | | | | | | 1 | | | | | | | | | | | | | |
| 5 | | | | | | | | | | | | | | | | 7 | | | | | | | | | | | | | |
| 6 | | | | | | | | | | | | | | | | 7 | | | | | | | | | | | | | |
| 7 | | | | | | | | | | | | | | | | 7 | | | | | | | | | | | | | |
| 8 | | | | | | | | | | | | | | | | 2 | | | | | | | | | | | | | |
| 9 | | | | | | | | | | | | | | | | | | | | | | | | | | | | | |
| 10 | | | | | | | | | | | | | | | | | | | | | | | | | | | | | |
| 11 | | | | | | | | | | | | | | | | | | | | | | | | | | | | | |
| 12 | | | | | | | | | | | | | | | | | | | | | | | | | | | | | |

**pH Adjustment Log for Preserved Samples**

| Sample ID | Type of Preservative | pH upon receipt | Date preservation adjusted | Time preservation adjusted | Amount of Preservative added | Lot # |
|---|---|---|---|---|---|---|
| | | | | | | |
| | | | | | | |
| | | | | | | |

Note: Whenever there is a discrepancy affecting North Carolina compliance samples, a copy of this form will be sent to the North Carolina DEHNR Certification Office (i.e. Out of hold, incorrect preservative, out of temp, incorrect containers.

Pink

Pace Analytical
WWW.PACELABS.COM

# CHAIN-OF-CUSTODY / Analytical Request Document

The Chain-of-Custody is a LEGAL DOCUMENT. All relevant fields must be completed accurately.

Submitting a sample via this chain of custody constitutes acknowledgment and acceptance of the Pace Terms and Conditions found at https://info.pacelabs.com/hubfs/pas-standard-terms.pdf.

Page : 1 Of 1

| Section A Required Client Information: | | Section B Required Project Information: | | Section C Invoice Information: | |
|---|---|---|---|---|---|
| Company: | AECOM | Report To: | Andrew Wreschnig | Attention: | |
| Address: | 6000 Fairview Road | Copy To: | | Company Name: | |
| | Suite 200, Charlotte, NC 28210 | | | Address: | |
| Email: | andrew.wreschnig@aecom.com | Purchase Order #: | | Pace Quote: | |
| Phone: | (704)522-0330 Fax | Project Name: | CPC Huntersville 60639876 | Pace Project Manager: | bonnie.vang@pacelabs.com, |
| Requested Due Date: | 3-Day TAT | Project #: | | Pace Profile #: | 12518-3 |

| Regulatory Agency |
|---|
| |
| State / Location |
| NC |

| ITEM # | SAMPLE ID (One Character per box. (A-Z, 0-9 / , -) Sample Ids must be unique) | MATRIX CODE (see valid codes to left) | SAMPLE TYPE (G=GRAB C=COMP) | COLLECTED START DATE | COLLECTED START TIME | COLLECTED END DATE | COLLECTED END TIME | SAMPLE TEMP AT COLLECTION | # OF CONTAINERS | Preservatives: Unpreserved | H2SO4 | HNO3 | HCl | NaOH | Na2S2O3 | Methanol | Other | Analyses Test Y/N | 6200 | VPH | Lead; Total | Trip BLANK | 2L DI Water | Alkalinity | Dissolved Gas - FE | RSK-MEE | 353.2 NO2/NO3 (48) | 300.0-SO4 | Sulfide | TOC | Residual Chlorine (Y/N) | Pace Project No. / Lab I.D. |
|---|---|---|---|---|---|---|---|---|---|---|---|---|---|---|---|---|---|---|---|---|---|---|---|---|---|---|---|---|---|---|---|
| | MATRIX CODE: Drinking Water DW, Water WT, Waste Water WW, Product P, Soil/Solid SL, Oil OL, Wipe WP, Air AR, Other OT, Tissue TS | | | | | | | | | | | | | | | | | Requested Analysis Filtered (Y/N) | | | | | | | | | | | | | |
| 1 | MW-46 | WT | G | 1/4/22 | 1030 | | | | 8 | | | X | X | | | | | | X | X | X | | | | | | | | | | | |
| 2 | MW-60 | | | | 1105 | | | | | | | | | | | | | | | | | | | | | | | | | | |
| 3 | MW-62D | | | | 1115 | | | | | | | | | | | | | | | | | | | | | | | | | | |
| 4 | MW-76 | | | | 1525 | | | | | | | | | | | | | | | | | | | | | | | | | | |
| 5 | FB-1-20220104 | | | | 1700 | | | | 7 | | | | | | | | | | X | X | | | | | | | | | | | |
| 6 | DUP-1-20220104 | | | | -- | | | | 8 | | | X | X | | | | | | X | X | X | | | | | | | | | | |
| 7 | MW-86 | | | | 1650 | | | | 8 | | | X | X | | | | | | X | X | X | | | | | | | | | | |
| 8 | Trip Blank | Lab | Provided | | | | | | 2 | | | | | | | | | | | | | X | | | | | | | | | |
| 9 | | | | | | | | | | | | | | | | | | | | | | | | | | | | | | | |
| 10 | | | | | | | | | | | | | | | | | | | | | | | | | | | | | | | |
| 11 | | | | | | | | | | | | | | | | | | | | | | | | | | | | | | | |
| 12 | | | | | | | | | | | | | | | | | | | | | | | | | | | | | | | |

| ADDITIONAL COMMENTS | RELINQUISHED BY / AFFILIATION | DATE | TIME | ACCEPTED BY / AFFILIATION | DATE | TIME | SAMPLE CONDITIONS | | | |
|---|---|---|---|---|---|---|---|---|---|---|
| 3-Day TAT | Mike deKozlowski / AECOM | 1/4/22 | 1740 | JB Pace HK | 1/4/22 | 1740 | 2.4 | Y | N | Y |
| | | | | | | | | | | |
| | | | | | | | | | | |
| | | | | | | | | | | |

| SAMPLER NAME AND SIGNATURE | | | |
|---|---|---|---|
| PRINT Name of SAMPLER: | Mike deKozlowski | | |
| SIGNATURE of SAMPLER: | Mike deKozlowski | DATE Signed: | 1/4/22 |

| TEMP in C | Received on Ice (Y/N) | Custody Sealed Cooler (Y/N) | Samples Intact (Y/N) |
|---|---|---|---|

**Pace Analytical Services, LLC**
9800 Kincey Ave. Suite 100
Huntersville, NC 28078
(704)875-9092

January 19, 2022

Andrew Wreschnig
AECOM
6000 Fairview Road
Suite 200
Charlotte, NC 28210

RE: Project: CPC HUNTERSVILLE
Pace Project No.: 92580902

Dear Andrew Wreschnig:

Enclosed are the analytical results for sample(s) received by the laboratory on January 04, 2022. The results relate only to the samples included in this report. Results reported herein conform to the applicable TNI/NELAC Standards and the laboratory's Quality Manual, where applicable, unless otherwise noted in the body of the report.

The test results provided in this final report were generated by each of the following laboratories within the Pace Network:

- Pace Analytical Services - Asheville

If you have any questions concerning this report, please feel free to contact me.

Sincerely,

Bonnie Vang
bonnie.vang@pacelabs.com
(704)875-9092
Project Manager

Enclosures

cc: Teresa Amentt Jennings, AECOM
Jeff Morrison, Colonial Pipeline Company



This report shall not be reproduced, except in full,
without the written consent of Pace Analytical Services, LLC.

**Pace Analytical Services, LLC**
9800 Kincey Ave.  Suite 100
Huntersville, NC 28078
(704)875-9092

## CERTIFICATIONS

Project: CPC HUNTERSVILLE
Pace Project No.: 92580902

**Pace Analytical Services Asheville**
2225 Riverside Drive, Asheville, NC  28804
Florida/NELAP Certification #: E87648
North Carolina Drinking Water Certification #: 37712
North Carolina Wastewater Certification #: 40
South Carolina Laboratory ID: 99030
South Carolina Certification #: 99030001
Virginia/VELAP Certification #: 460222

## REPORT OF LABORATORY ANALYSIS

This report shall not be reproduced, except in full,
without the written consent of Pace Analytical Services, LLC.

**Pace Analytical Services, LLC**
9800 Kincey Ave. Suite 100
Huntersville, NC 28078
(704)875-9092

## SAMPLE SUMMARY

Project: CPC HUNTERSVILLE
Pace Project No.: 92580902

| Lab ID | Sample ID | Matrix | Date Collected | Date Received |
|---|---|---|---|---|
| **92580902001** | **MW-46** | Water | 01/04/22 10:30 | 01/04/22 17:37 |
| **92580902002** | **MW-60** | Water | 01/04/22 11:05 | 01/04/22 17:37 |
| **92580902003** | **MW-62D** | Water | 01/04/22 11:15 | 01/04/22 17:37 |
| **92580902004** | **MW-76** | Water | 01/04/22 15:25 | 01/04/22 17:37 |
| **92580902005** | **DUP-1-20220104** | Water | 01/04/22 00:00 | 01/04/22 17:37 |
| **92580902006** | **MW-86** | Water | 01/04/22 16:50 | 01/04/22 17:37 |



This report shall not be reproduced, except in full,
without the written consent of Pace Analytical Services, LLC.

**Pace Analytical Services, LLC**
9800 Kincey Ave. Suite 100
Huntersville, NC 28078
(704)875-9092

## SAMPLE ANALYTE COUNT

Project: CPC HUNTERSVILLE
Pace Project No.: 92580902

| Lab ID | Sample ID | Method | Analysts | Analytes Reported | Laboratory |
|---|---|---|---|---|---|
| **92580902001** | **MW-46** | EPA 6020B | JOR | 1 | PASI-A |
| **92580902002** | **MW-60** | EPA 6020B | JOR | 1 | PASI-A |
| **92580902003** | **MW-62D** | EPA 6020B | JOR | 1 | PASI-A |
| **92580902004** | **MW-76** | EPA 6020B | JOR | 1 | PASI-A |
| **92580902005** | **DUP-1-20220104** | EPA 6020B | JOR | 1 | PASI-A |
| **92580902006** | **MW-86** | EPA 6020B | JOR | 1 | PASI-A |

PASI-A = Pace Analytical Services - Asheville



This report shall not be reproduced, except in full,
without the written consent of Pace Analytical Services, LLC.

**Pace Analytical Services, LLC**
9800 Kincey Ave. Suite 100
Huntersville, NC 28078
(704)875-9092

## ANALYTICAL RESULTS

Project: CPC HUNTERSVILLE
Pace Project No.: 92580902

**Sample: MW-46** **Lab ID: 92580902001** Collected: 01/04/22 10:30 Received: 01/04/22 17:37 Matrix: Water

| Parameters | Results | Units | Report Limit | MDL | DF | Prepared | Analyzed | CAS No. | Qual |
|---|---|---|---|---|---|---|---|---|---|
| **6020 MET ICPMS** | Analytical Method: EPA 6020B Preparation Method: EPA 3010A<br>Pace Analytical Services - Asheville | | | | | | | | |
| Lead | **0.21J** | ug/L | 5.0 | 0.077 | 1 | 01/06/22 16:02 | 01/07/22 10:36 | 7439-92-1 | |

## REPORT OF LABORATORY ANALYSIS

This report shall not be reproduced, except in full,
without the written consent of Pace Analytical Services, LLC.

**Pace Analytical Services, LLC**
9800 Kincey Ave. Suite 100
Huntersville, NC 28078
(704)875-9092

## ANALYTICAL RESULTS

Project: CPC HUNTERSVILLE
Pace Project No.: 92580902

**Sample: MW-60** **Lab ID: 92580902002** Collected: 01/04/22 11:05 Received: 01/04/22 17:37 Matrix: Water

| Parameters | Results | Units | Report Limit | MDL | DF | Prepared | Analyzed | CAS No. | Qual |
|---|---|---|---|---|---|---|---|---|---|
| **6020 MET ICPMS** | Analytical Method: EPA 6020B Preparation Method: EPA 3010A<br>Pace Analytical Services - Asheville | | | | | | | | |
| Lead | **1.2J** | ug/L | 5.0 | 0.077 | 1 | 01/06/22 16:02 | 01/07/22 10:45 | 7439-92-1 | |

## REPORT OF LABORATORY ANALYSIS

This report shall not be reproduced, except in full,
without the written consent of Pace Analytical Services, LLC.

**Pace Analytical Services, LLC**
9800 Kincey Ave. Suite 100
Huntersville, NC 28078
(704)875-9092

## ANALYTICAL RESULTS

Project: CPC HUNTERSVILLE
Pace Project No.: 92580902

**Sample: MW-62D** **Lab ID: 92580902003** Collected: 01/04/22 11:15 Received: 01/04/22 17:37 Matrix: Water

| Parameters | Results | Units | Report Limit | MDL | DF | Prepared | Analyzed | CAS No. | Qual |
|---|---|---|---|---|---|---|---|---|---|
| **6020 MET ICPMS** | Analytical Method: EPA 6020B Preparation Method: EPA 3010A<br>Pace Analytical Services - Asheville | | | | | | | | |
| Lead | ND | ug/L | 10.0 | 0.15 | 2 | 01/06/22 16:02 | 01/07/22 10:47 | 7439-92-1 | D3 |

## REPORT OF LABORATORY ANALYSIS

This report shall not be reproduced, except in full,
without the written consent of Pace Analytical Services, LLC.

**Pace Analytical Services, LLC**
9800 Kincey Ave. Suite 100
Huntersville, NC 28078
(704)875-9092

## ANALYTICAL RESULTS

Project: CPC HUNTERSVILLE
Pace Project No.: 92580902

**Sample: MW-76** **Lab ID: 92580902004** Collected: 01/04/22 15:25 Received: 01/04/22 17:37 Matrix: Water

| Parameters | Results | Units | Report Limit | MDL | DF | Prepared | Analyzed | CAS No. | Qual |
|---|---|---|---|---|---|---|---|---|---|
| **6020 MET ICPMS** | Analytical Method: EPA 6020B Preparation Method: EPA 3010A<br>Pace Analytical Services - Asheville | | | | | | | | |
| Lead | **5.1** | ug/L | 5.0 | 0.077 | 1 | 01/06/22 16:02 | 01/07/22 10:49 | 7439-92-1 | |

## REPORT OF LABORATORY ANALYSIS

This report shall not be reproduced, except in full,
without the written consent of Pace Analytical Services, LLC.

**Pace Analytical Services, LLC**
9800 Kincey Ave. Suite 100
Huntersville, NC 28078
(704)875-9092

## ANALYTICAL RESULTS

Project: CPC HUNTERSVILLE
Pace Project No.: 92580902

**Sample: DUP-1-20220104** **Lab ID: 92580902005** Collected: 01/04/22 00:00 Received: 01/04/22 17:37 Matrix: Water

| Parameters | Results | Units | Report Limit | MDL | DF | Prepared | Analyzed | CAS No. | Qual |
|---|---|---|---|---|---|---|---|---|---|
| **6020 MET ICPMS** | Analytical Method: EPA 6020B Preparation Method: EPA 3010A<br>Pace Analytical Services - Asheville | | | | | | | | |
| Lead | **0.55J** | ug/L | 5.0 | 0.077 | 1 | 01/06/22 16:02 | 01/07/22 10:59 | 7439-92-1 | |

## REPORT OF LABORATORY ANALYSIS

This report shall not be reproduced, except in full,
without the written consent of Pace Analytical Services, LLC.

**Pace Analytical Services, LLC**
9800 Kincey Ave. Suite 100
Huntersville, NC 28078
(704)875-9092

## ANALYTICAL RESULTS

Project: CPC HUNTERSVILLE
Pace Project No.: 92580902

**Sample: MW-86** **Lab ID: 92580902006** Collected: 01/04/22 16:50 Received: 01/04/22 17:37 Matrix: Water

| Parameters | Results | Units | Report Limit | MDL | DF | Prepared | Analyzed | CAS No. | Qual |
|---|---|---|---|---|---|---|---|---|---|
| **6020 MET ICPMS** | Analytical Method: EPA 6020B Preparation Method: EPA 3010A<br>Pace Analytical Services - Asheville | | | | | | | | |
| Lead | **0.49J** | ug/L | 5.0 | 0.077 | 1 | 01/06/22 16:02 | 01/07/22 11:01 | 7439-92-1 | |

## REPORT OF LABORATORY ANALYSIS

This report shall not be reproduced, except in full,
without the written consent of Pace Analytical Services, LLC.

**Pace Analytical Services, LLC**
9800 Kincey Ave. Suite 100
Huntersville, NC 28078
(704)875-9092

## QUALITY CONTROL DATA

Project: CPC HUNTERSVILLE
Pace Project No.: 92580902

QC Batch: 670187 | Analysis Method: EPA 6020B
QC Batch Method: EPA 3010A | Analysis Description: 6020 MET
Laboratory: Pace Analytical Services - Asheville
Associated Lab Samples: 92580902001, 92580902002, 92580902003, 92580902004, 92580902005, 92580902006

METHOD BLANK: 3509047 Matrix: Water
Associated Lab Samples: 92580902001, 92580902002, 92580902003, 92580902004, 92580902005, 92580902006

| Parameter | Units | Blank Result | Reporting Limit | MDL | Analyzed | Qualifiers |
|---|---|---|---|---|---|---|
| Lead | ug/L | ND | 5.0 | 0.077 | 01/07/22 10:33 | |

LABORATORY CONTROL SAMPLE: 3509048

| Parameter | Units | Spike Conc. | LCS Result | LCS % Rec | % Rec Limits | Qualifiers |
|---|---|---|---|---|---|---|
| Lead | ug/L | 50 | 50.0 | 100 | 80-120 | |

MATRIX SPIKE & MATRIX SPIKE DUPLICATE: 3509049 3509050

| Parameter | Units | 92580902001 Result | MS Spike Conc. | MSD Spike Conc. | MS Result | MSD Result | MS % Rec | MSD % Rec | % Rec Limits | RPD | Max RPD | Qual |
|---|---|---|---|---|---|---|---|---|---|---|---|---|
| Lead | ug/L | 0.21J | 50 | 50 | 51.0 | 50.5 | 102 | 101 | 75-125 | 1 | 20 | |

**Results presented on this page are in the units indicated by the "Units" column except where an alternate unit is presented to the right of the result.**

## REPORT OF LABORATORY ANALYSIS

This report shall not be reproduced, except in full,
without the written consent of Pace Analytical Services, LLC.

**Pace Analytical Services, LLC**
9800 Kincey Ave. Suite 100
Huntersville, NC 28078
(704)875-9092

# QUALIFIERS

Project: CPC HUNTERSVILLE
Pace Project No.: 92580902

## DEFINITIONS

DF - Dilution Factor, if reported, represents the factor applied to the reported data due to dilution of the sample aliquot.

ND - Not Detected at or above adjusted reporting limit.

TNTC - Too Numerous To Count

J - Estimated concentration above the adjusted method detection limit and below the adjusted reporting limit.

MDL - Adjusted Method Detection Limit.

PQL - Practical Quantitation Limit.

RL - Reporting Limit - The lowest concentration value that meets project requirements for quantitative data with known precision and bias for a specific analyte in a specific matrix.

S - Surrogate

1,2-Diphenylhydrazine decomposes to and cannot be separated from Azobenzene using Method 8270. The result for each analyte is a combined concentration.

Consistent with EPA guidelines, unrounded data are displayed and have been used to calculate % recovery and RPD values.

LCS(D) - Laboratory Control Sample (Duplicate)

MS(D) - Matrix Spike (Duplicate)

DUP - Sample Duplicate

RPD - Relative Percent Difference

NC - Not Calculable.

SG - Silica Gel - Clean-Up

U - Indicates the compound was analyzed for, but not detected.

Acid preservation may not be appropriate for 2 Chloroethylvinyl ether.

A separate vial preserved to a pH of 4-5 is recommended in SW846 Chapter 4 for the analysis of Acrolein and Acrylonitrile by EPA Method 8260.

N-Nitrosodiphenylamine decomposes and cannot be separated from Diphenylamine using Method 8270. The result reported for each analyte is a combined concentration.

Reported results are not rounded until the final step prior to reporting. Therefore, calculated parameters that are typically reported as "Total" may vary slightly from the sum of the reported component parameters.

Pace Analytical is TNI accredited. Contact your Pace PM for the current list of accredited analytes.

TNI - The NELAC Institute.

## ANALYTE QUALIFIERS

| | |
|---|---|
| D3 | Sample was diluted due to the presence of high levels of non-target analytes or other matrix interference. |



This report shall not be reproduced, except in full,
without the written consent of Pace Analytical Services, LLC.

**Pace Analytical Services, LLC**
9800 Kincey Ave. Suite 100
Huntersville, NC 28078
(704)875-9092

## QUALITY CONTROL DATA CROSS REFERENCE TABLE

Project: CPC HUNTERSVILLE
Pace Project No.: 92580902

| Lab ID | Sample ID | QC Batch Method | QC Batch | Analytical Method | Analytical Batch |
|---|---|---|---|---|---|
| **92580902001** | **MW-46** | EPA 3010A | 670187 | EPA 6020B | 670234 |
| **92580902002** | **MW-60** | EPA 3010A | 670187 | EPA 6020B | 670234 |
| **92580902003** | **MW-62D** | EPA 3010A | 670187 | EPA 6020B | 670234 |
| **92580902004** | **MW-76** | EPA 3010A | 670187 | EPA 6020B | 670234 |
| **92580902005** | **DUP-1-20220104** | EPA 3010A | 670187 | EPA 6020B | 670234 |
| **92580902006** | **MW-86** | EPA 3010A | 670187 | EPA 6020B | 670234 |



This report shall not be reproduced, except in full,
without the written consent of Pace Analytical Services, LLC.

| Pace Analytical | Document Name: Sample Condition Upon Receipt (SCUR) | Document Revised: November 15, 2021 Page 1 of 2 |
|---|---|---|
| | Document No.: F-CAR-CS-033-Rev.08 | Issuing Authority: Pace Carolinas Quality Office |

**Laboratory receiving samples:**
Asheville ☐ Eden ☐ Greenwood ☐ Huntersville ☒ Raleigh ☐ Mechanicsville ☐ Atlanta ☐ Kernersville ☐

**Sample Condition Upon Receipt**

**Client Name:** AECOM

**Project #:** WO# : 92580902

92580902

**Courier:** ☐ Fed Ex ☐ UPS ☐ USPS ☒ Client ☐ Commercial ☐ Pace ☐ Other:____

**Custody Seal Present?** ☐ Yes ☒ No **Seals Intact?** ☐ Yes ☒ No

**Date/Initials Person Examining Contents:** KH 1/4/22

**Packing Material:** ☐ Bubble Wrap ☒ Bubble Bags ☐ None ☐ Other

**Biological Tissue Frozen?** ☐ Yes ☐ No ☒ N/A

**Thermometer:** ☒ IR Gun ID: 92T064

**Type of Ice:** ☒ Wet ☐ Blue ☐ None

**Cooler Temp:** 2.4 **Correction Factor:** Add/Subtract (°C) 0

**Cooler Temp Corrected (°C):** 2.4

Temp should be above freezing to 6°C
☐ Samples out of temp criteria. Samples on ice, cooling process has begun

**USDA Regulated Soil** (☒ N/A, water sample)

Did samples originate in a quarantine zone within the United States: CA, NY, or SC (check maps)? ☐ Yes ☐ No

Did samples originate from a foreign source (internationally, including Hawaii and Puerto Rico)? ☐ Yes ☐ No

| | | | | Comments/Discrepancy: |
|---|---|---|---|---|
| Chain of Custody Present? | ☒ Yes | ☐ No | ☐ N/A | 1. |
| Samples Arrived within Hold Time? | ☒ Yes | ☐ No | ☐ N/A | 2. |
| **Short Hold Time Analysis (<72 hr.)?** | ☐ Yes | ☒ No | ☐ N/A | 3. |
| **Rush Turn Around Time Requested?** | ☒ Yes | ☐ No | ☐ N/A | 4. |
| Sufficient Volume? | ☒ Yes | ☐ No | ☐ N/A | 5. |
| Correct Containers Used? | ☒ Yes | ☐ No | ☐ N/A | 6. |
| -Pace Containers Used? | ☒ Yes | ☐ No | ☐ N/A | |
| Containers Intact? | ☒ Yes | ☐ No | ☐ N/A | 7. |
| Dissolved analysis: Samples Field Filtered? | ☐ Yes | ☐ No | ☒ N/A | 8. |
| Sample Labels Match COC? | ☒ Yes | ☐ No | ☐ N/A | 9. |
| -Includes Date/Time/ID/Analysis Matrix: WT | | | | |
| Headspace in VOA Vials (>5-6mm)? | ☐ Yes | ☒ No | ☐ N/A | 10. |
| Trip Blank Present? | ☒ Yes | ☐ No | ☐ N/A | 11. |
| Trip Blank Custody Seals Present? | ☒ Yes | ☐ No | ☐ N/A | |

**COMMENTS/SAMPLE DISCREPANCY**

**Field Data Required?** ☐ Yes ☐ No

Lot ID of split containers:

**CLIENT NOTIFICATION/RESOLUTION**

Person contacted: _____ Date/Time: _____

**Project Manager SCURF Review:** _____ **Date:** _____

**Project Manager SRF Review:** _____ **Date:** _____

***Check mark top half of box if pH and/or dechlorination is verified and within the acceptance range for preservation samples.**

Exceptions: VOA, Coliform, TOC, Oil and Grease, DRO/8015 (water) DOC, LLHg

****Bottom half of box is to list number of bottles**

Project # WO#: 92580902

PM: BV Due Date: 01/10/22

CLIENT: 92-AECOM CHA

| Item# | BP4U-125 mL Plastic Unpreserved (N/A) (Cl-) | BP3U-250 mL Plastic Unpreserved (N/A) | BP2U-500 mL Plastic Unpreserved (N/A) | BP1U-1 liter Plastic Unpreserved (N/A) | BP4S-125 mL Plastic H2SO4 (pH < 2) (Cl-) | BP3N-250 mL plastic HNO3 (pH < 2) | BP4Z-125 mL Plastic ZN Acetate & NaOH (>9) | BP4B-125 mL Plastic NaOH (pH > 12) (Cl-) | WGFU-Wide-mouthed Glass jar Unpreserved | AG1U-1 liter Amber Unpreserved (N/A) (Cl-) | AG1H-1 liter Amber HCl (pH < 2) | AG3U-250 mL Amber Unpreserved (N/A) (Cl-) | AG1S-1 liter Amber H2SO4 (pH < 2) | AG3S-250 mL Amber H2SO4 (pH < 2) | AG3A(DG3A)-250 mL Amber NH4Cl (N/A)(Cl-) | DG9H-40 mL VOA HCl (N/A) | VG9T-40 mL VOA Na2S2O3 (N/A) | VG9U-40 mL VOA Unpreserved (N/A) | DG9P-40 mL VOA H3PO4 (N/A) | VOAK (3 vials per kit)-5035 kit (N/A) | V/GK (3 vials per kit)-VPH/Gas kit (N/A) | SP5T-125 mL Sterile Plastic (N/A – lab) | SP2T-250 mL Sterile Plastic (N/A – lab) | | BP3A-250 mL Plastic (NH2)2SO4 (9.3-9.7) | AG0U-100 mL Amber Unpreserved vials (N/A) | VSGU-20 mL Scintillation vials (N/A) | DG9U-40 mL Amber Unpreserved vials (N/A) |
|---|---|---|---|---|---|---|---|---|---|---|---|---|---|---|---|---|---|---|---|---|---|---|---|---|---|---|---|---|---|
| 1 | | | | | | | | | | | | | | | | 7 | | | | | | | | | | | | | |
| 2 | | | | | | | | | | | | | | | | 1 | | | | | | | | | | | | | |
| 3 | | | | | | | | | | | | | | | | 1 | | | | | | | | | | | | | |
| 4 | | | | | | | | | | | | | | | | 1 | | | | | | | | | | | | | |
| 5 | | | | | | | | | | | | | | | | 7 | | | | | | | | | | | | | |
| 6 | | | | | | | | | | | | | | | | 7 | | | | | | | | | | | | | |
| 7 | | | | | | | | | | | | | | | | 7 | | | | | | | | | | | | | |
| 8 | | | | | | | | | | | | | | | | 2 | | | | | | | | | | | | | |
| 9 | | | | | | | | | | | | | | | | | | | | | | | | | | | | | |
| 10 | | | | | | | | | | | | | | | | | | | | | | | | | | | | | |
| 11 | | | | | | | | | | | | | | | | | | | | | | | | | | | | | |
| 12 | | | | | | | | | | | | | | | | | | | | | | | | | | | | | |

**pH Adjustment Log for Preserved Samples**

| Sample ID | Type of Preservative | pH upon receipt | Date preservation adjusted | Time preservation adjusted | Amount of Preservative added | Lot # |
|---|---|---|---|---|---|---|
| | | | | | | |
| | | | | | | |
| | | | | | | |

Note: Whenever there is a discrepancy affecting North Carolina compliance samples, a copy of this form will be sent to the North Carolina DEHNR Certification Office (i.e. Out of hold, incorrect preservative, out of temp, incorrect containers.

Pink

Pace Analytical
WWW.PACELABS.COM

# CHAIN-OF-CUSTODY / Analytical Request Document

The Chain-of-Custody is a LEGAL DOCUMENT. All relevant fields must be completed accurately.

Submitting a sample via this chain of custody constitutes acknowledgment and acceptance of the Pace Terms and Conditions found at https://info.pacelabs.com/hubfs/pas-standard-terms.pdf.

Page : 1 Of 1

| Section A Required Client Information: | Section B Required Project Information: | Section C Invoice Information: | |
|---|---|---|---|
| Company: AECOM | Report To: Andrew Wreschnig | Attention: | |
| Address: 6000 Fairview Road | Copy To: | Company Name: | |
| Suite 200, Charlotte, NC 28210 | | Address: | Regulatory Agency |
| Email: andrew.wreschnig@aecom.com | Purchase Order #: | Pace Quote: | |
| Phone: (704)522-0330 Fax: | Project Name: CPC Huntersville 60639876 | Pace Project Manager: bonnie.vang@pacelabs.com, | State / Location |
| Requested Due Date: 3-Day TAT | Project #: | Pace Profile #: 12518-3 | NC |

| ITEM # | SAMPLE ID (One Character per box. (A-Z, 0-9 / , -) Sample Ids must be unique) | MATRIX CODE (see valid codes to left) | SAMPLE TYPE (G=GRAB C=COMP) | COLLECTED START DATE | COLLECTED START TIME | COLLECTED END DATE | COLLECTED END TIME | SAMPLE TEMP AT COLLECTION | # OF CONTAINERS | Preservatives: Unpreserved | H2SO4 | HNO3 | HCl | NaOH | Na2S2O3 | Methanol | Other | Analyses Test Y/N | Requested Analysis Filtered (Y/N): 6200 | VPH | Lead; Total | Trip BLANK | 2L DI Water | Alkalinity | Dissolved Gas - FE | RSK-MEE | 353.2 NO2/NO3 (48) | 300.0-SO4 | Sulfide | TOC | Residual Chlorine (Y/N) | 12568902 |
|---|---|---|---|---|---|---|---|---|---|---|---|---|---|---|---|---|---|---|---|---|---|---|---|---|---|---|---|---|---|---|---|---|
| 1 | MW-46 | WT | G | 1/4/22 | 1030 | | | | 8 | | | X | X | | | | | | X | X | X | | | | | | | | | | | 01 |
| 2 | MW-60 | " | " | " | 1105 | | | | " | | | " | " | | | | | | " | " | " | | | | | | | | | | | 02 |
| 3 | MW-62D | " | " | " | 1115 | | | | " | | | " | " | | | | | | " | " | " | | | | | | | | | | | 03 |
| 4 | MW-76 | " | " | " | 1525 | | | | " | | | " | " | | | | | | " | " | " | | | | | | | | | | | 04 |
| 5 | FB-1-20220104 | " | " | " | 1700 | | | | 7 | | | | | | | | | | X | X | | | | | | | | | | | | |
| 6 | DUP-1-20220104 | " | " | " | -- | | | | 8 | | | X | X | | | | | | X | X | X | | | | | | | | | | | 05 |
| 7 | MW-86 | " | " | " | 1650 | | | | 8 | | | X | X | | | | | | X | X | X | | | | | | | | | | | 06 |
| 8 | Trip Blank | Lab | Provided | | | | | | 2 | | | | | | | | | | | | | X | | | | | | | | | | |
| 9 | | | | | | | | | | | | | | | | | | | | | | | | | | | | | | | | |
| 10 | | | | | | | | | | | | | | | | | | | | | | | | | | | | | | | | |
| 11 | | | | | | | | | | | | | | | | | | | | | | | | | | | | | | | | |
| 12 | | | | | | | | | | | | | | | | | | | | | | | | | | | | | | | | |

| ADDITIONAL COMMENTS | RELINQUISHED BY / AFFILIATION | DATE | TIME | ACCEPTED BY / AFFILIATION | DATE | TIME | SAMPLE CONDITIONS: TEMP in C | Received on Ice (Y/N) | Custody Sealed Cooler (Y/N) | Samples Intact (Y/N) |
|---|---|---|---|---|---|---|---|---|---|---|
| 3-Day TAT | Mike deKozlowski / AECOM | 1/4/22 | 1740 | JB Pace HK | 1/4/22 | 1740 | 2.4 | Y | N | Y |
| | | | | | | | | | | |
| | | | | | | | | | | |

SAMPLER NAME AND SIGNATURE

PRINT Name of SAMPLER: Mike deKozlowski

SIGNATURE of SAMPLER: Mike deKozlowski DATE Signed: 1/4/22

**Pace Analytical Services, LLC**
9800 Kincey Ave. Suite 100
Huntersville, NC 28078
(704)875-9092

January 07, 2022

Andrew Wreschnig
AECOM
6000 Fairview Road
Suite 200
Charlotte, NC 28210

RE: Project: CPC HUNTERSVILLE
Pace Project No.: 92580903

Dear Andrew Wreschnig:

Enclosed are the analytical results for sample(s) received by the laboratory on January 04, 2022. The results relate only to the samples included in this report. Results reported herein conform to the applicable TNI/NELAC Standards and the laboratory's Quality Manual, where applicable, unless otherwise noted in the body of the report.

The test results provided in this final report were generated by each of the following laboratories within the Pace Network:

- Pace Analytical Services - Charlotte

If you have any questions concerning this report, please feel free to contact me.

Sincerely,

Bonnie Vang
bonnie.vang@pacelabs.com
(704)875-9092
Project Manager

Enclosures

cc: Teresa Amentt Jennings, AECOM
Jeff Morrison, Colonial Pipeline Company



This report shall not be reproduced, except in full,
without the written consent of Pace Analytical Services, LLC.

**Pace Analytical Services, LLC**
9800 Kincey Ave.  Suite 100
Huntersville, NC 28078
(704)875-9092

## CERTIFICATIONS

Project: CPC HUNTERSVILLE
Pace Project No.: 92580903

**Pace Analytical Services Charlotte**

South Carolina Laboratory ID: 99006
9800 Kincey Ave. Ste 100, Huntersville, NC 28078
North Carolina Drinking Water Certification #: 37706
North Carolina Field Services Certification #: 5342
North Carolina Wastewater Certification #: 12
South Carolina Laboratory ID: 99006
South Carolina Certification #: 99006001
South Carolina Drinking Water Cert. #: 99006003
Florida/NELAP Certification #: E87627
Kentucky UST Certification #: 84
Louisiana DoH Drinking Water #: LA029
Virginia/VELAP Certification #: 460221



This report shall not be reproduced, except in full,
without the written consent of Pace Analytical Services, LLC.

**Pace Analytical Services, LLC**
9800 Kincey Ave. Suite 100
Huntersville, NC 28078
(704)875-9092

## SAMPLE SUMMARY

Project: CPC HUNTERSVILLE
Pace Project No.: 92580903

| Lab ID | Sample ID | Matrix | Date Collected | Date Received |
|---|---|---|---|---|
| **92580903001** | **MW-28** | Water | 01/04/22 10:35 | 01/04/22 17:40 |
| **92580903002** | **MW-80** | Water | 01/04/22 10:50 | 01/04/22 17:40 |
| **92580903003** | **MW-81** | Water | 01/04/22 11:25 | 01/04/22 17:40 |
| **92580903004** | **MW-16** | Water | 01/04/22 11:45 | 01/04/22 17:40 |
| **92580903005** | **MW-31** | Water | 01/04/22 12:20 | 01/04/22 17:40 |
| **92580903006** | **MW-84** | Water | 01/04/22 12:55 | 01/04/22 17:40 |
| **92580903007** | **MW-17** | Water | 01/04/22 13:25 | 01/04/22 17:40 |
| **92580903008** | **MW-81D** | Water | 01/04/22 13:05 | 01/04/22 17:40 |
| **92580903009** | **MW-79** | Water | 01/04/22 15:05 | 01/04/22 17:40 |
| **92580903010** | **MW-83** | Water | 01/04/22 14:55 | 01/04/22 17:40 |
| **92580903011** | **MW-77** | Water | 01/04/22 16:30 | 01/04/22 17:40 |
| **92580903012** | **EB-1-20220104** | Water | 01/04/22 08:30 | 01/04/22 17:40 |
| **92580903013** | **EB-2-20220104** | Water | 01/04/22 14:40 | 01/04/22 17:40 |
| **92580903014** | **DUP-2-20220104** | Water | 01/04/22 00:00 | 01/04/22 17:40 |
| **92580903015** | **FB-2-20220104** | Water | 01/04/22 07:38 | 01/04/22 17:40 |
| **92580903016** | **TRIP BLANK** | Water | 01/04/22 00:00 | 01/04/22 17:40 |



This report shall not be reproduced, except in full,
without the written consent of Pace Analytical Services, LLC.

Pace Analytical Services, LLC
9800 Kincey Ave. Suite 100
Huntersville, NC 28078
(704)875-9092

## SAMPLE ANALYTE COUNT

Project: CPC HUNTERSVILLE
Pace Project No.: 92580903

| Lab ID | Sample ID | Method | Analysts | Analytes Reported | Laboratory |
|---|---|---|---|---|---|
| **92580903001** | **MW-28** | MADEP VPH | MAD | 6 | PASI-C |
| | | SM 6200B | CL | 63 | PASI-C |
| **92580903002** | **MW-80** | MADEP VPH | MAD | 6 | PASI-C |
| | | SM 6200B | CL | 63 | PASI-C |
| **92580903003** | **MW-81** | MADEP VPH | MAD | 6 | PASI-C |
| | | SM 6200B | CL | 63 | PASI-C |
| **92580903004** | **MW-16** | MADEP VPH | MAD | 6 | PASI-C |
| | | SM 6200B | CL | 63 | PASI-C |
| **92580903005** | **MW-31** | MADEP VPH | MAD | 6 | PASI-C |
| | | SM 6200B | CL | 63 | PASI-C |
| **92580903006** | **MW-84** | MADEP VPH | MAD | 6 | PASI-C |
| | | SM 6200B | SAS | 63 | PASI-C |
| **92580903007** | **MW-17** | MADEP VPH | MAD | 6 | PASI-C |
| | | SM 6200B | SAS | 63 | PASI-C |
| **92580903008** | **MW-81D** | MADEP VPH | MAD | 6 | PASI-C |
| | | SM 6200B | SAS | 63 | PASI-C |
| **92580903009** | **MW-79** | MADEP VPH | MAD | 6 | PASI-C |
| | | SM 6200B | SAS | 63 | PASI-C |
| **92580903010** | **MW-83** | MADEP VPH | MAD | 6 | PASI-C |
| | | SM 6200B | SAS | 63 | PASI-C |
| **92580903011** | **MW-77** | MADEP VPH | MAD | 6 | PASI-C |
| | | SM 6200B | SAS | 63 | PASI-C |
| **92580903012** | **EB-1-20220104** | MADEP VPH | MAD | 6 | PASI-C |
| | | SM 6200B | CL | 63 | PASI-C |
| **92580903013** | **EB-2-20220104** | MADEP VPH | MAD | 6 | PASI-C |
| | | SM 6200B | CL | 63 | PASI-C |
| **92580903014** | **DUP-2-20220104** | MADEP VPH | MAD | 6 | PASI-C |
| | | SM 6200B | SAS | 63 | PASI-C |
| **92580903015** | **FB-2-20220104** | MADEP VPH | MAD | 6 | PASI-C |
| | | SM 6200B | CL | 63 | PASI-C |
| **92580903016** | **TRIP BLANK** | SM 6200B | CL | 63 | PASI-C |

PASI-C = Pace Analytical Services - Charlotte



This report shall not be reproduced, except in full,
without the written consent of Pace Analytical Services, LLC.

**Pace Analytical Services, LLC**
9800 Kincey Ave. Suite 100
Huntersville, NC 28078
(704)875-9092

## ANALYTICAL RESULTS

Project: CPC HUNTERSVILLE
Pace Project No.: 92580903

**Sample: MW-28** **Lab ID: 92580903001** Collected: 01/04/22 10:35 Received: 01/04/22 17:40 Matrix: Water

| Parameters | Results | Units | Report Limit | MDL | DF | Prepared | Analyzed | CAS No. | Qual |
|---|---|---|---|---|---|---|---|---|---|
| **VPH NC Water** | Analytical Method: MADEP VPH<br>Pace Analytical Services - Charlotte | | | | | | | | |
| Total VPH (C5-C12) | ND | ug/L | 50.0 | 50.0 | 1 | | 01/06/22 11:38 | | N2 |
| Aliphatic (C05-C08) | ND | ug/L | 50.0 | 50.0 | 1 | | 01/06/22 11:38 | | N2 |
| Aliphatic(C09-C12) Adjusted | ND | ug/L | 50.0 | 50.0 | 1 | | 01/06/22 11:38 | | N2 |
| Aromatic (C09-C10) | ND | ug/L | 50.0 | 50.0 | 1 | | 01/06/22 11:38 | | N2 |
| ***Surrogates*** | | | | | | | | | |
| 4-Bromofluorobenzene (FID) (S) | 91 | % | 70-130 | | 1 | | 01/06/22 11:38 | 460-00-4 | |
| 4-Bromofluorobenzene (PID) (S) | 78 | % | 70-130 | | 1 | | 01/06/22 11:38 | 460-00-4 | |
| **6200B MSV** | Analytical Method: SM 6200B<br>Pace Analytical Services - Charlotte | | | | | | | | |
| Benzene | ND | ug/L | 0.50 | 0.34 | 1 | | 01/05/22 17:32 | 71-43-2 | |
| Bromobenzene | ND | ug/L | 0.50 | 0.29 | 1 | | 01/05/22 17:32 | 108-86-1 | |
| Bromochloromethane | ND | ug/L | 0.50 | 0.47 | 1 | | 01/05/22 17:32 | 74-97-5 | |
| Bromodichloromethane | ND | ug/L | 0.50 | 0.31 | 1 | | 01/05/22 17:32 | 75-27-4 | |
| Bromoform | ND | ug/L | 0.50 | 0.34 | 1 | | 01/05/22 17:32 | 75-25-2 | |
| Bromomethane | ND | ug/L | 5.0 | 1.7 | 1 | | 01/05/22 17:32 | 74-83-9 | |
| n-Butylbenzene | ND | ug/L | 0.50 | 0.49 | 1 | | 01/05/22 17:32 | 104-51-8 | |
| sec-Butylbenzene | ND | ug/L | 0.50 | 0.40 | 1 | | 01/05/22 17:32 | 135-98-8 | |
| tert-Butylbenzene | ND | ug/L | 0.50 | 0.32 | 1 | | 01/05/22 17:32 | 98-06-6 | |
| Carbon tetrachloride | ND | ug/L | 0.50 | 0.33 | 1 | | 01/05/22 17:32 | 56-23-5 | |
| Chlorobenzene | ND | ug/L | 0.50 | 0.28 | 1 | | 01/05/22 17:32 | 108-90-7 | |
| Chloroethane | ND | ug/L | 1.0 | 0.65 | 1 | | 01/05/22 17:32 | 75-00-3 | |
| Chloroform | ND | ug/L | 0.50 | 0.35 | 1 | | 01/05/22 17:32 | 67-66-3 | |
| Chloromethane | ND | ug/L | 1.0 | 0.54 | 1 | | 01/05/22 17:32 | 74-87-3 | |
| 2-Chlorotoluene | ND | ug/L | 0.50 | 0.32 | 1 | | 01/05/22 17:32 | 95-49-8 | |
| 4-Chlorotoluene | ND | ug/L | 0.50 | 0.32 | 1 | | 01/05/22 17:32 | 106-43-4 | |
| 1,2-Dibromo-3-chloropropane | ND | ug/L | 1.0 | 0.34 | 1 | | 01/05/22 17:32 | 96-12-8 | |
| Dibromochloromethane | ND | ug/L | 0.50 | 0.36 | 1 | | 01/05/22 17:32 | 124-48-1 | |
| 1,2-Dibromoethane (EDB) | ND | ug/L | 0.50 | 0.27 | 1 | | 01/05/22 17:32 | 106-93-4 | |
| Dibromomethane | ND | ug/L | 0.50 | 0.39 | 1 | | 01/05/22 17:32 | 74-95-3 | |
| 1,2-Dichlorobenzene | ND | ug/L | 0.50 | 0.34 | 1 | | 01/05/22 17:32 | 95-50-1 | |
| 1,3-Dichlorobenzene | ND | ug/L | 0.50 | 0.34 | 1 | | 01/05/22 17:32 | 541-73-1 | |
| 1,4-Dichlorobenzene | ND | ug/L | 0.50 | 0.33 | 1 | | 01/05/22 17:32 | 106-46-7 | |
| Dichlorodifluoromethane | ND | ug/L | 0.50 | 0.35 | 1 | | 01/05/22 17:32 | 75-71-8 | |
| 1,1-Dichloroethane | ND | ug/L | 0.50 | 0.37 | 1 | | 01/05/22 17:32 | 75-34-3 | |
| 1,2-Dichloroethane | ND | ug/L | 0.50 | 0.32 | 1 | | 01/05/22 17:32 | 107-06-2 | |
| 1,1-Dichloroethene | ND | ug/L | 0.50 | 0.35 | 1 | | 01/05/22 17:32 | 75-35-4 | |
| cis-1,2-Dichloroethene | ND | ug/L | 0.50 | 0.38 | 1 | | 01/05/22 17:32 | 156-59-2 | |
| trans-1,2-Dichloroethene | ND | ug/L | 0.50 | 0.40 | 1 | | 01/05/22 17:32 | 156-60-5 | |
| 1,2-Dichloropropane | ND | ug/L | 0.50 | 0.36 | 1 | | 01/05/22 17:32 | 78-87-5 | |
| 1,3-Dichloropropane | ND | ug/L | 0.50 | 0.28 | 1 | | 01/05/22 17:32 | 142-28-9 | |
| 2,2-Dichloropropane | ND | ug/L | 0.50 | 0.39 | 1 | | 01/05/22 17:32 | 594-20-7 | |
| 1,1-Dichloropropene | ND | ug/L | 0.50 | 0.43 | 1 | | 01/05/22 17:32 | 563-58-6 | |
| cis-1,3-Dichloropropene | ND | ug/L | 0.50 | 0.36 | 1 | | 01/05/22 17:32 | 10061-01-5 | |
| trans-1,3-Dichloropropene | ND | ug/L | 0.50 | 0.36 | 1 | | 01/05/22 17:32 | 10061-02-6 | |

## REPORT OF LABORATORY ANALYSIS

This report shall not be reproduced, except in full,
without the written consent of Pace Analytical Services, LLC.

**Pace Analytical Services, LLC**
9800 Kincey Ave. Suite 100
Huntersville, NC 28078
(704)875-9092

## ANALYTICAL RESULTS

Project: CPC HUNTERSVILLE
Pace Project No.: 92580903

**Sample: MW-28** **Lab ID: 92580903001** Collected: 01/04/22 10:35 Received: 01/04/22 17:40 Matrix: Water

| Parameters | Results | Units | Report Limit | MDL | DF | Prepared | Analyzed | CAS No. | Qual |
|---|---|---|---|---|---|---|---|---|---|
| **6200B MSV** | Analytical Method: SM 6200B<br>Pace Analytical Services - Charlotte | | | | | | | | |
| Diisopropyl ether | ND | ug/L | 0.50 | 0.31 | 1 | | 01/05/22 17:32 | 108-20-3 | |
| Ethylbenzene | ND | ug/L | 0.50 | 0.30 | 1 | | 01/05/22 17:32 | 100-41-4 | |
| Hexachloro-1,3-butadiene | ND | ug/L | 2.0 | 1.5 | 1 | | 01/05/22 17:32 | 87-68-3 | |
| Isopropylbenzene (Cumene) | ND | ug/L | 0.50 | 0.33 | 1 | | 01/05/22 17:32 | 98-82-8 | |
| Methylene Chloride | ND | ug/L | 2.0 | 2.0 | 1 | | 01/05/22 17:32 | 75-09-2 | |
| Methyl-tert-butyl ether | ND | ug/L | 0.50 | 0.42 | 1 | | 01/05/22 17:32 | 1634-04-4 | |
| Naphthalene | ND | ug/L | 2.0 | 0.64 | 1 | | 01/05/22 17:32 | 91-20-3 | |
| n-Propylbenzene | ND | ug/L | 0.50 | 0.34 | 1 | | 01/05/22 17:32 | 103-65-1 | |
| Styrene | ND | ug/L | 0.50 | 0.29 | 1 | | 01/05/22 17:32 | 100-42-5 | |
| 1,1,1,2-Tetrachloroethane | ND | ug/L | 0.50 | 0.31 | 1 | | 01/05/22 17:32 | 630-20-6 | |
| 1,1,2,2-Tetrachloroethane | ND | ug/L | 0.50 | 0.22 | 1 | | 01/05/22 17:32 | 79-34-5 | |
| Tetrachloroethene | ND | ug/L | 0.50 | 0.29 | 1 | | 01/05/22 17:32 | 127-18-4 | |
| Toluene | ND | ug/L | 0.50 | 0.48 | 1 | | 01/05/22 17:32 | 108-88-3 | |
| 1,2,3-Trichlorobenzene | ND | ug/L | 2.0 | 0.81 | 1 | | 01/05/22 17:32 | 87-61-6 | |
| 1,2,4-Trichlorobenzene | ND | ug/L | 2.0 | 0.64 | 1 | | 01/05/22 17:32 | 120-82-1 | |
| 1,1,1-Trichloroethane | ND | ug/L | 0.50 | 0.33 | 1 | | 01/05/22 17:32 | 71-55-6 | |
| 1,1,2-Trichloroethane | ND | ug/L | 0.50 | 0.32 | 1 | | 01/05/22 17:32 | 79-00-5 | |
| Trichloroethene | ND | ug/L | 0.50 | 0.38 | 1 | | 01/05/22 17:32 | 79-01-6 | |
| Trichlorofluoromethane | ND | ug/L | 1.0 | 0.30 | 1 | | 01/05/22 17:32 | 75-69-4 | |
| 1,2,3-Trichloropropane | ND | ug/L | 0.50 | 0.26 | 1 | | 01/05/22 17:32 | 96-18-4 | |
| 1,2,4-Trimethylbenzene | ND | ug/L | 0.50 | 0.50 | 1 | | 01/05/22 17:32 | 95-63-6 | |
| 1,3,5-Trimethylbenzene | ND | ug/L | 0.50 | 0.33 | 1 | | 01/05/22 17:32 | 108-67-8 | |
| Vinyl chloride | ND | ug/L | 1.0 | 0.39 | 1 | | 01/05/22 17:32 | 75-01-4 | |
| m&p-Xylene | ND | ug/L | 1.0 | 0.71 | 1 | | 01/05/22 17:32 | 179601-23-1 | |
| o-Xylene | ND | ug/L | 0.50 | 0.34 | 1 | | 01/05/22 17:32 | 95-47-6 | |
| ***Surrogates*** | | | | | | | | | |
| 1,2-Dichloroethane-d4 (S) | 102 | % | 70-130 | | 1 | | 01/05/22 17:32 | 17060-07-0 | |
| 4-Bromofluorobenzene (S) | 92 | % | 70-130 | | 1 | | 01/05/22 17:32 | 460-00-4 | |
| Toluene-d8 (S) | 102 | % | 70-130 | | 1 | | 01/05/22 17:32 | 2037-26-5 | |

## REPORT OF LABORATORY ANALYSIS

This report shall not be reproduced, except in full,
without the written consent of Pace Analytical Services, LLC.

**Pace Analytical Services, LLC**
9800 Kincey Ave. Suite 100
Huntersville, NC 28078
(704)875-9092

## ANALYTICAL RESULTS

Project: CPC HUNTERSVILLE
Pace Project No.: 92580903

**Sample: MW-80** **Lab ID: 92580903002** Collected: 01/04/22 10:50 Received: 01/04/22 17:40 Matrix: Water

| Parameters | Results | Units | Report Limit | MDL | DF | Prepared | Analyzed | CAS No. | Qual |
|---|---|---|---|---|---|---|---|---|---|
| **VPH NC Water** | Analytical Method: MADEP VPH<br>Pace Analytical Services - Charlotte | | | | | | | | |
| Total VPH (C5-C12) | ND | ug/L | 50.0 | 50.0 | 1 | | 01/06/22 12:09 | | N2 |
| Aliphatic (C05-C08) | ND | ug/L | 50.0 | 50.0 | 1 | | 01/06/22 12:09 | | N2 |
| Aliphatic(C09-C12) Adjusted | ND | ug/L | 50.0 | 50.0 | 1 | | 01/06/22 12:09 | | N2 |
| Aromatic (C09-C10) | ND | ug/L | 50.0 | 50.0 | 1 | | 01/06/22 12:09 | | N2 |
| ***Surrogates*** | | | | | | | | | |
| 4-Bromofluorobenzene (FID) (S) | 87 | % | 70-130 | | 1 | | 01/06/22 12:09 | 460-00-4 | |
| 4-Bromofluorobenzene (PID) (S) | 73 | % | 70-130 | | 1 | | 01/06/22 12:09 | 460-00-4 | |
| **6200B MSV** | Analytical Method: SM 6200B<br>Pace Analytical Services - Charlotte | | | | | | | | |
| Benzene | ND | ug/L | 0.50 | 0.34 | 1 | | 01/05/22 17:51 | 71-43-2 | |
| Bromobenzene | ND | ug/L | 0.50 | 0.29 | 1 | | 01/05/22 17:51 | 108-86-1 | |
| Bromochloromethane | ND | ug/L | 0.50 | 0.47 | 1 | | 01/05/22 17:51 | 74-97-5 | |
| Bromodichloromethane | ND | ug/L | 0.50 | 0.31 | 1 | | 01/05/22 17:51 | 75-27-4 | |
| Bromoform | ND | ug/L | 0.50 | 0.34 | 1 | | 01/05/22 17:51 | 75-25-2 | |
| Bromomethane | ND | ug/L | 5.0 | 1.7 | 1 | | 01/05/22 17:51 | 74-83-9 | |
| n-Butylbenzene | ND | ug/L | 0.50 | 0.49 | 1 | | 01/05/22 17:51 | 104-51-8 | |
| sec-Butylbenzene | ND | ug/L | 0.50 | 0.40 | 1 | | 01/05/22 17:51 | 135-98-8 | |
| tert-Butylbenzene | ND | ug/L | 0.50 | 0.32 | 1 | | 01/05/22 17:51 | 98-06-6 | |
| Carbon tetrachloride | ND | ug/L | 0.50 | 0.33 | 1 | | 01/05/22 17:51 | 56-23-5 | |
| Chlorobenzene | ND | ug/L | 0.50 | 0.28 | 1 | | 01/05/22 17:51 | 108-90-7 | |
| Chloroethane | ND | ug/L | 1.0 | 0.65 | 1 | | 01/05/22 17:51 | 75-00-3 | |
| Chloroform | ND | ug/L | 0.50 | 0.35 | 1 | | 01/05/22 17:51 | 67-66-3 | |
| Chloromethane | ND | ug/L | 1.0 | 0.54 | 1 | | 01/05/22 17:51 | 74-87-3 | |
| 2-Chlorotoluene | ND | ug/L | 0.50 | 0.32 | 1 | | 01/05/22 17:51 | 95-49-8 | |
| 4-Chlorotoluene | ND | ug/L | 0.50 | 0.32 | 1 | | 01/05/22 17:51 | 106-43-4 | |
| 1,2-Dibromo-3-chloropropane | ND | ug/L | 1.0 | 0.34 | 1 | | 01/05/22 17:51 | 96-12-8 | |
| Dibromochloromethane | ND | ug/L | 0.50 | 0.36 | 1 | | 01/05/22 17:51 | 124-48-1 | |
| 1,2-Dibromoethane (EDB) | ND | ug/L | 0.50 | 0.27 | 1 | | 01/05/22 17:51 | 106-93-4 | |
| Dibromomethane | ND | ug/L | 0.50 | 0.39 | 1 | | 01/05/22 17:51 | 74-95-3 | |
| 1,2-Dichlorobenzene | ND | ug/L | 0.50 | 0.34 | 1 | | 01/05/22 17:51 | 95-50-1 | |
| 1,3-Dichlorobenzene | ND | ug/L | 0.50 | 0.34 | 1 | | 01/05/22 17:51 | 541-73-1 | |
| 1,4-Dichlorobenzene | ND | ug/L | 0.50 | 0.33 | 1 | | 01/05/22 17:51 | 106-46-7 | |
| Dichlorodifluoromethane | ND | ug/L | 0.50 | 0.35 | 1 | | 01/05/22 17:51 | 75-71-8 | |
| 1,1-Dichloroethane | ND | ug/L | 0.50 | 0.37 | 1 | | 01/05/22 17:51 | 75-34-3 | |
| 1,2-Dichloroethane | ND | ug/L | 0.50 | 0.32 | 1 | | 01/05/22 17:51 | 107-06-2 | |
| 1,1-Dichloroethene | ND | ug/L | 0.50 | 0.35 | 1 | | 01/05/22 17:51 | 75-35-4 | |
| cis-1,2-Dichloroethene | ND | ug/L | 0.50 | 0.38 | 1 | | 01/05/22 17:51 | 156-59-2 | |
| trans-1,2-Dichloroethene | ND | ug/L | 0.50 | 0.40 | 1 | | 01/05/22 17:51 | 156-60-5 | |
| 1,2-Dichloropropane | ND | ug/L | 0.50 | 0.36 | 1 | | 01/05/22 17:51 | 78-87-5 | |
| 1,3-Dichloropropane | ND | ug/L | 0.50 | 0.28 | 1 | | 01/05/22 17:51 | 142-28-9 | |
| 2,2-Dichloropropane | ND | ug/L | 0.50 | 0.39 | 1 | | 01/05/22 17:51 | 594-20-7 | |
| 1,1-Dichloropropene | ND | ug/L | 0.50 | 0.43 | 1 | | 01/05/22 17:51 | 563-58-6 | |
| cis-1,3-Dichloropropene | ND | ug/L | 0.50 | 0.36 | 1 | | 01/05/22 17:51 | 10061-01-5 | |
| trans-1,3-Dichloropropene | ND | ug/L | 0.50 | 0.36 | 1 | | 01/05/22 17:51 | 10061-02-6 | |

## REPORT OF LABORATORY ANALYSIS

This report shall not be reproduced, except in full,
without the written consent of Pace Analytical Services, LLC.

**Pace Analytical Services, LLC**
9800 Kincey Ave. Suite 100
Huntersville, NC 28078
(704)875-9092

## ANALYTICAL RESULTS

Project: CPC HUNTERSVILLE
Pace Project No.: 92580903

**Sample: MW-80** **Lab ID: 92580903002** Collected: 01/04/22 10:50 Received: 01/04/22 17:40 Matrix: Water

| Parameters | Results | Units | Report Limit | MDL | DF | Prepared | Analyzed | CAS No. | Qual |
|---|---|---|---|---|---|---|---|---|---|
| **6200B MSV** | Analytical Method: SM 6200B<br>Pace Analytical Services - Charlotte | | | | | | | | |
| Diisopropyl ether | ND | ug/L | 0.50 | 0.31 | 1 | | 01/05/22 17:51 | 108-20-3 | |
| Ethylbenzene | ND | ug/L | 0.50 | 0.30 | 1 | | 01/05/22 17:51 | 100-41-4 | |
| Hexachloro-1,3-butadiene | ND | ug/L | 2.0 | 1.5 | 1 | | 01/05/22 17:51 | 87-68-3 | |
| Isopropylbenzene (Cumene) | ND | ug/L | 0.50 | 0.33 | 1 | | 01/05/22 17:51 | 98-82-8 | |
| Methylene Chloride | ND | ug/L | 2.0 | 2.0 | 1 | | 01/05/22 17:51 | 75-09-2 | |
| Methyl-tert-butyl ether | ND | ug/L | 0.50 | 0.42 | 1 | | 01/05/22 17:51 | 1634-04-4 | |
| Naphthalene | ND | ug/L | 2.0 | 0.64 | 1 | | 01/05/22 17:51 | 91-20-3 | |
| n-Propylbenzene | ND | ug/L | 0.50 | 0.34 | 1 | | 01/05/22 17:51 | 103-65-1 | |
| Styrene | ND | ug/L | 0.50 | 0.29 | 1 | | 01/05/22 17:51 | 100-42-5 | |
| 1,1,1,2-Tetrachloroethane | ND | ug/L | 0.50 | 0.31 | 1 | | 01/05/22 17:51 | 630-20-6 | |
| 1,1,2,2-Tetrachloroethane | ND | ug/L | 0.50 | 0.22 | 1 | | 01/05/22 17:51 | 79-34-5 | |
| Tetrachloroethene | ND | ug/L | 0.50 | 0.29 | 1 | | 01/05/22 17:51 | 127-18-4 | |
| Toluene | ND | ug/L | 0.50 | 0.48 | 1 | | 01/05/22 17:51 | 108-88-3 | |
| 1,2,3-Trichlorobenzene | ND | ug/L | 2.0 | 0.81 | 1 | | 01/05/22 17:51 | 87-61-6 | |
| 1,2,4-Trichlorobenzene | ND | ug/L | 2.0 | 0.64 | 1 | | 01/05/22 17:51 | 120-82-1 | |
| 1,1,1-Trichloroethane | ND | ug/L | 0.50 | 0.33 | 1 | | 01/05/22 17:51 | 71-55-6 | |
| 1,1,2-Trichloroethane | ND | ug/L | 0.50 | 0.32 | 1 | | 01/05/22 17:51 | 79-00-5 | |
| Trichloroethene | ND | ug/L | 0.50 | 0.38 | 1 | | 01/05/22 17:51 | 79-01-6 | |
| Trichlorofluoromethane | ND | ug/L | 1.0 | 0.30 | 1 | | 01/05/22 17:51 | 75-69-4 | |
| 1,2,3-Trichloropropane | ND | ug/L | 0.50 | 0.26 | 1 | | 01/05/22 17:51 | 96-18-4 | |
| 1,2,4-Trimethylbenzene | ND | ug/L | 0.50 | 0.50 | 1 | | 01/05/22 17:51 | 95-63-6 | |
| 1,3,5-Trimethylbenzene | ND | ug/L | 0.50 | 0.33 | 1 | | 01/05/22 17:51 | 108-67-8 | |
| Vinyl chloride | ND | ug/L | 1.0 | 0.39 | 1 | | 01/05/22 17:51 | 75-01-4 | |
| m&p-Xylene | ND | ug/L | 1.0 | 0.71 | 1 | | 01/05/22 17:51 | 179601-23-1 | |
| o-Xylene | ND | ug/L | 0.50 | 0.34 | 1 | | 01/05/22 17:51 | 95-47-6 | |
| ***Surrogates*** | | | | | | | | | |
| 1,2-Dichloroethane-d4 (S) | 103 | % | 70-130 | | 1 | | 01/05/22 17:51 | 17060-07-0 | |
| 4-Bromofluorobenzene (S) | 93 | % | 70-130 | | 1 | | 01/05/22 17:51 | 460-00-4 | |
| Toluene-d8 (S) | 101 | % | 70-130 | | 1 | | 01/05/22 17:51 | 2037-26-5 | |

## REPORT OF LABORATORY ANALYSIS

This report shall not be reproduced, except in full,
without the written consent of Pace Analytical Services, LLC.

**Pace Analytical Services, LLC**
9800 Kincey Ave. Suite 100
Huntersville, NC 28078
(704)875-9092

## ANALYTICAL RESULTS

Project: CPC HUNTERSVILLE
Pace Project No.: 92580903

**Sample: MW-81** **Lab ID: 92580903003** Collected: 01/04/22 11:25 Received: 01/04/22 17:40 Matrix: Water

| Parameters | Results | Units | Report Limit | MDL | DF | Prepared | Analyzed | CAS No. | Qual |
|---|---|---|---|---|---|---|---|---|---|
| **VPH NC Water** | Analytical Method: MADEP VPH<br>Pace Analytical Services - Charlotte | | | | | | | | |
| Total VPH (C5-C12) | ND | ug/L | 50.0 | 50.0 | 1 | | 01/06/22 12:38 | | N2 |
| Aliphatic (C05-C08) | ND | ug/L | 50.0 | 50.0 | 1 | | 01/06/22 12:38 | | N2 |
| Aliphatic(C09-C12) Adjusted | ND | ug/L | 50.0 | 50.0 | 1 | | 01/06/22 12:38 | | N2 |
| Aromatic (C09-C10) | ND | ug/L | 50.0 | 50.0 | 1 | | 01/06/22 12:38 | | N2 |
| ***Surrogates*** | | | | | | | | | |
| 4-Bromofluorobenzene (FID) (S) | 97 | % | 70-130 | | 1 | | 01/06/22 12:38 | 460-00-4 | |
| 4-Bromofluorobenzene (PID) (S) | 80 | % | 70-130 | | 1 | | 01/06/22 12:38 | 460-00-4 | |
| **6200B MSV** | Analytical Method: SM 6200B<br>Pace Analytical Services - Charlotte | | | | | | | | |
| Benzene | ND | ug/L | 0.50 | 0.34 | 1 | | 01/05/22 18:09 | 71-43-2 | |
| Bromobenzene | ND | ug/L | 0.50 | 0.29 | 1 | | 01/05/22 18:09 | 108-86-1 | |
| Bromochloromethane | ND | ug/L | 0.50 | 0.47 | 1 | | 01/05/22 18:09 | 74-97-5 | |
| Bromodichloromethane | ND | ug/L | 0.50 | 0.31 | 1 | | 01/05/22 18:09 | 75-27-4 | |
| Bromoform | ND | ug/L | 0.50 | 0.34 | 1 | | 01/05/22 18:09 | 75-25-2 | |
| Bromomethane | ND | ug/L | 5.0 | 1.7 | 1 | | 01/05/22 18:09 | 74-83-9 | |
| n-Butylbenzene | ND | ug/L | 0.50 | 0.49 | 1 | | 01/05/22 18:09 | 104-51-8 | |
| sec-Butylbenzene | ND | ug/L | 0.50 | 0.40 | 1 | | 01/05/22 18:09 | 135-98-8 | |
| tert-Butylbenzene | ND | ug/L | 0.50 | 0.32 | 1 | | 01/05/22 18:09 | 98-06-6 | |
| Carbon tetrachloride | ND | ug/L | 0.50 | 0.33 | 1 | | 01/05/22 18:09 | 56-23-5 | |
| Chlorobenzene | ND | ug/L | 0.50 | 0.28 | 1 | | 01/05/22 18:09 | 108-90-7 | |
| Chloroethane | ND | ug/L | 1.0 | 0.65 | 1 | | 01/05/22 18:09 | 75-00-3 | |
| Chloroform | ND | ug/L | 0.50 | 0.35 | 1 | | 01/05/22 18:09 | 67-66-3 | |
| Chloromethane | ND | ug/L | 1.0 | 0.54 | 1 | | 01/05/22 18:09 | 74-87-3 | |
| 2-Chlorotoluene | ND | ug/L | 0.50 | 0.32 | 1 | | 01/05/22 18:09 | 95-49-8 | |
| 4-Chlorotoluene | ND | ug/L | 0.50 | 0.32 | 1 | | 01/05/22 18:09 | 106-43-4 | |
| 1,2-Dibromo-3-chloropropane | ND | ug/L | 1.0 | 0.34 | 1 | | 01/05/22 18:09 | 96-12-8 | |
| Dibromochloromethane | ND | ug/L | 0.50 | 0.36 | 1 | | 01/05/22 18:09 | 124-48-1 | |
| 1,2-Dibromoethane (EDB) | ND | ug/L | 0.50 | 0.27 | 1 | | 01/05/22 18:09 | 106-93-4 | |
| Dibromomethane | ND | ug/L | 0.50 | 0.39 | 1 | | 01/05/22 18:09 | 74-95-3 | |
| 1,2-Dichlorobenzene | ND | ug/L | 0.50 | 0.34 | 1 | | 01/05/22 18:09 | 95-50-1 | |
| 1,3-Dichlorobenzene | ND | ug/L | 0.50 | 0.34 | 1 | | 01/05/22 18:09 | 541-73-1 | |
| 1,4-Dichlorobenzene | ND | ug/L | 0.50 | 0.33 | 1 | | 01/05/22 18:09 | 106-46-7 | |
| Dichlorodifluoromethane | ND | ug/L | 0.50 | 0.35 | 1 | | 01/05/22 18:09 | 75-71-8 | |
| 1,1-Dichloroethane | ND | ug/L | 0.50 | 0.37 | 1 | | 01/05/22 18:09 | 75-34-3 | |
| 1,2-Dichloroethane | ND | ug/L | 0.50 | 0.32 | 1 | | 01/05/22 18:09 | 107-06-2 | |
| 1,1-Dichloroethene | ND | ug/L | 0.50 | 0.35 | 1 | | 01/05/22 18:09 | 75-35-4 | |
| cis-1,2-Dichloroethene | ND | ug/L | 0.50 | 0.38 | 1 | | 01/05/22 18:09 | 156-59-2 | |
| trans-1,2-Dichloroethene | ND | ug/L | 0.50 | 0.40 | 1 | | 01/05/22 18:09 | 156-60-5 | |
| 1,2-Dichloropropane | ND | ug/L | 0.50 | 0.36 | 1 | | 01/05/22 18:09 | 78-87-5 | |
| 1,3-Dichloropropane | ND | ug/L | 0.50 | 0.28 | 1 | | 01/05/22 18:09 | 142-28-9 | |
| 2,2-Dichloropropane | ND | ug/L | 0.50 | 0.39 | 1 | | 01/05/22 18:09 | 594-20-7 | |
| 1,1-Dichloropropene | ND | ug/L | 0.50 | 0.43 | 1 | | 01/05/22 18:09 | 563-58-6 | |
| cis-1,3-Dichloropropene | ND | ug/L | 0.50 | 0.36 | 1 | | 01/05/22 18:09 | 10061-01-5 | |
| trans-1,3-Dichloropropene | ND | ug/L | 0.50 | 0.36 | 1 | | 01/05/22 18:09 | 10061-02-6 | |

## REPORT OF LABORATORY ANALYSIS

This report shall not be reproduced, except in full,
without the written consent of Pace Analytical Services, LLC.

**Pace Analytical Services, LLC**
9800 Kincey Ave. Suite 100
Huntersville, NC 28078
(704)875-9092

## ANALYTICAL RESULTS

Project: CPC HUNTERSVILLE
Pace Project No.: 92580903

**Sample: MW-81** **Lab ID: 92580903003** Collected: 01/04/22 11:25 Received: 01/04/22 17:40 Matrix: Water

| Parameters | Results | Units | Report Limit | MDL | DF | Prepared | Analyzed | CAS No. | Qual |
|---|---|---|---|---|---|---|---|---|---|
| **6200B MSV** | Analytical Method: SM 6200B<br>Pace Analytical Services - Charlotte | | | | | | | | |
| Diisopropyl ether | ND | ug/L | 0.50 | 0.31 | 1 | | 01/05/22 18:09 | 108-20-3 | |
| Ethylbenzene | ND | ug/L | 0.50 | 0.30 | 1 | | 01/05/22 18:09 | 100-41-4 | |
| Hexachloro-1,3-butadiene | ND | ug/L | 2.0 | 1.5 | 1 | | 01/05/22 18:09 | 87-68-3 | |
| Isopropylbenzene (Cumene) | ND | ug/L | 0.50 | 0.33 | 1 | | 01/05/22 18:09 | 98-82-8 | |
| Methylene Chloride | ND | ug/L | 2.0 | 2.0 | 1 | | 01/05/22 18:09 | 75-09-2 | |
| Methyl-tert-butyl ether | ND | ug/L | 0.50 | 0.42 | 1 | | 01/05/22 18:09 | 1634-04-4 | |
| Naphthalene | ND | ug/L | 2.0 | 0.64 | 1 | | 01/05/22 18:09 | 91-20-3 | |
| n-Propylbenzene | ND | ug/L | 0.50 | 0.34 | 1 | | 01/05/22 18:09 | 103-65-1 | |
| Styrene | ND | ug/L | 0.50 | 0.29 | 1 | | 01/05/22 18:09 | 100-42-5 | |
| 1,1,1,2-Tetrachloroethane | ND | ug/L | 0.50 | 0.31 | 1 | | 01/05/22 18:09 | 630-20-6 | |
| 1,1,2,2-Tetrachloroethane | ND | ug/L | 0.50 | 0.22 | 1 | | 01/05/22 18:09 | 79-34-5 | |
| Tetrachloroethene | ND | ug/L | 0.50 | 0.29 | 1 | | 01/05/22 18:09 | 127-18-4 | |
| Toluene | ND | ug/L | 0.50 | 0.48 | 1 | | 01/05/22 18:09 | 108-88-3 | |
| 1,2,3-Trichlorobenzene | ND | ug/L | 2.0 | 0.81 | 1 | | 01/05/22 18:09 | 87-61-6 | |
| 1,2,4-Trichlorobenzene | ND | ug/L | 2.0 | 0.64 | 1 | | 01/05/22 18:09 | 120-82-1 | |
| 1,1,1-Trichloroethane | ND | ug/L | 0.50 | 0.33 | 1 | | 01/05/22 18:09 | 71-55-6 | |
| 1,1,2-Trichloroethane | ND | ug/L | 0.50 | 0.32 | 1 | | 01/05/22 18:09 | 79-00-5 | |
| Trichloroethene | ND | ug/L | 0.50 | 0.38 | 1 | | 01/05/22 18:09 | 79-01-6 | |
| Trichlorofluoromethane | ND | ug/L | 1.0 | 0.30 | 1 | | 01/05/22 18:09 | 75-69-4 | |
| 1,2,3-Trichloropropane | ND | ug/L | 0.50 | 0.26 | 1 | | 01/05/22 18:09 | 96-18-4 | |
| 1,2,4-Trimethylbenzene | ND | ug/L | 0.50 | 0.50 | 1 | | 01/05/22 18:09 | 95-63-6 | |
| 1,3,5-Trimethylbenzene | ND | ug/L | 0.50 | 0.33 | 1 | | 01/05/22 18:09 | 108-67-8 | |
| Vinyl chloride | ND | ug/L | 1.0 | 0.39 | 1 | | 01/05/22 18:09 | 75-01-4 | |
| m&p-Xylene | ND | ug/L | 1.0 | 0.71 | 1 | | 01/05/22 18:09 | 179601-23-1 | |
| o-Xylene | ND | ug/L | 0.50 | 0.34 | 1 | | 01/05/22 18:09 | 95-47-6 | |
| ***Surrogates*** | | | | | | | | | |
| 1,2-Dichloroethane-d4 (S) | 100 | % | 70-130 | | 1 | | 01/05/22 18:09 | 17060-07-0 | |
| 4-Bromofluorobenzene (S) | 91 | % | 70-130 | | 1 | | 01/05/22 18:09 | 460-00-4 | |
| Toluene-d8 (S) | 101 | % | 70-130 | | 1 | | 01/05/22 18:09 | 2037-26-5 | |

## REPORT OF LABORATORY ANALYSIS

This report shall not be reproduced, except in full,
without the written consent of Pace Analytical Services, LLC.

**Pace Analytical Services, LLC**
9800 Kincey Ave. Suite 100
Huntersville, NC 28078
(704)875-9092

## ANALYTICAL RESULTS

Project: CPC HUNTERSVILLE
Pace Project No.: 92580903

**Sample: MW-16** **Lab ID: 92580903004** Collected: 01/04/22 11:45 Received: 01/04/22 17:40 Matrix: Water

| Parameters | Results | Units | Report Limit | MDL | DF | Prepared | Analyzed | CAS No. | Qual |
|---|---|---|---|---|---|---|---|---|---|
| **VPH NC Water** | Analytical Method: MADEP VPH<br>Pace Analytical Services - Charlotte | | | | | | | | |
| Total VPH (C5-C12) | ND | ug/L | 50.0 | 50.0 | 1 | | 01/06/22 22:32 | | N2 |
| Aliphatic (C05-C08) | ND | ug/L | 50.0 | 50.0 | 1 | | 01/06/22 22:32 | | N2 |
| Aliphatic(C09-C12) Adjusted | ND | ug/L | 50.0 | 50.0 | 1 | | 01/06/22 22:32 | | N2 |
| Aromatic (C09-C10) | ND | ug/L | 50.0 | 50.0 | 1 | | 01/06/22 22:32 | | N2 |
| ***Surrogates*** | | | | | | | | | |
| 4-Bromofluorobenzene (FID) (S) | 97 | % | 70-130 | | 1 | | 01/06/22 22:32 | 460-00-4 | |
| 4-Bromofluorobenzene (PID) (S) | 79 | % | 70-130 | | 1 | | 01/06/22 22:32 | 460-00-4 | |
| **6200B MSV** | Analytical Method: SM 6200B<br>Pace Analytical Services - Charlotte | | | | | | | | |
| Benzene | ND | ug/L | 0.50 | 0.34 | 1 | | 01/05/22 18:27 | 71-43-2 | |
| Bromobenzene | ND | ug/L | 0.50 | 0.29 | 1 | | 01/05/22 18:27 | 108-86-1 | |
| Bromochloromethane | ND | ug/L | 0.50 | 0.47 | 1 | | 01/05/22 18:27 | 74-97-5 | |
| Bromodichloromethane | ND | ug/L | 0.50 | 0.31 | 1 | | 01/05/22 18:27 | 75-27-4 | |
| Bromoform | ND | ug/L | 0.50 | 0.34 | 1 | | 01/05/22 18:27 | 75-25-2 | |
| Bromomethane | ND | ug/L | 5.0 | 1.7 | 1 | | 01/05/22 18:27 | 74-83-9 | |
| n-Butylbenzene | ND | ug/L | 0.50 | 0.49 | 1 | | 01/05/22 18:27 | 104-51-8 | |
| sec-Butylbenzene | ND | ug/L | 0.50 | 0.40 | 1 | | 01/05/22 18:27 | 135-98-8 | |
| tert-Butylbenzene | ND | ug/L | 0.50 | 0.32 | 1 | | 01/05/22 18:27 | 98-06-6 | |
| Carbon tetrachloride | ND | ug/L | 0.50 | 0.33 | 1 | | 01/05/22 18:27 | 56-23-5 | |
| Chlorobenzene | ND | ug/L | 0.50 | 0.28 | 1 | | 01/05/22 18:27 | 108-90-7 | |
| Chloroethane | ND | ug/L | 1.0 | 0.65 | 1 | | 01/05/22 18:27 | 75-00-3 | |
| Chloroform | ND | ug/L | 0.50 | 0.35 | 1 | | 01/05/22 18:27 | 67-66-3 | |
| Chloromethane | ND | ug/L | 1.0 | 0.54 | 1 | | 01/05/22 18:27 | 74-87-3 | |
| 2-Chlorotoluene | ND | ug/L | 0.50 | 0.32 | 1 | | 01/05/22 18:27 | 95-49-8 | |
| 4-Chlorotoluene | ND | ug/L | 0.50 | 0.32 | 1 | | 01/05/22 18:27 | 106-43-4 | |
| 1,2-Dibromo-3-chloropropane | ND | ug/L | 1.0 | 0.34 | 1 | | 01/05/22 18:27 | 96-12-8 | |
| Dibromochloromethane | ND | ug/L | 0.50 | 0.36 | 1 | | 01/05/22 18:27 | 124-48-1 | |
| 1,2-Dibromoethane (EDB) | ND | ug/L | 0.50 | 0.27 | 1 | | 01/05/22 18:27 | 106-93-4 | |
| Dibromomethane | ND | ug/L | 0.50 | 0.39 | 1 | | 01/05/22 18:27 | 74-95-3 | |
| 1,2-Dichlorobenzene | ND | ug/L | 0.50 | 0.34 | 1 | | 01/05/22 18:27 | 95-50-1 | |
| 1,3-Dichlorobenzene | ND | ug/L | 0.50 | 0.34 | 1 | | 01/05/22 18:27 | 541-73-1 | |
| 1,4-Dichlorobenzene | ND | ug/L | 0.50 | 0.33 | 1 | | 01/05/22 18:27 | 106-46-7 | |
| Dichlorodifluoromethane | ND | ug/L | 0.50 | 0.35 | 1 | | 01/05/22 18:27 | 75-71-8 | |
| 1,1-Dichloroethane | ND | ug/L | 0.50 | 0.37 | 1 | | 01/05/22 18:27 | 75-34-3 | |
| 1,2-Dichloroethane | ND | ug/L | 0.50 | 0.32 | 1 | | 01/05/22 18:27 | 107-06-2 | |
| 1,1-Dichloroethene | ND | ug/L | 0.50 | 0.35 | 1 | | 01/05/22 18:27 | 75-35-4 | |
| cis-1,2-Dichloroethene | ND | ug/L | 0.50 | 0.38 | 1 | | 01/05/22 18:27 | 156-59-2 | |
| trans-1,2-Dichloroethene | ND | ug/L | 0.50 | 0.40 | 1 | | 01/05/22 18:27 | 156-60-5 | |
| 1,2-Dichloropropane | ND | ug/L | 0.50 | 0.36 | 1 | | 01/05/22 18:27 | 78-87-5 | |
| 1,3-Dichloropropane | ND | ug/L | 0.50 | 0.28 | 1 | | 01/05/22 18:27 | 142-28-9 | |
| 2,2-Dichloropropane | ND | ug/L | 0.50 | 0.39 | 1 | | 01/05/22 18:27 | 594-20-7 | |
| 1,1-Dichloropropene | ND | ug/L | 0.50 | 0.43 | 1 | | 01/05/22 18:27 | 563-58-6 | |
| cis-1,3-Dichloropropene | ND | ug/L | 0.50 | 0.36 | 1 | | 01/05/22 18:27 | 10061-01-5 | |
| trans-1,3-Dichloropropene | ND | ug/L | 0.50 | 0.36 | 1 | | 01/05/22 18:27 | 10061-02-6 | |

## REPORT OF LABORATORY ANALYSIS

This report shall not be reproduced, except in full,
without the written consent of Pace Analytical Services, LLC.

**Pace Analytical Services, LLC**
9800 Kincey Ave. Suite 100
Huntersville, NC 28078
(704)875-9092

## ANALYTICAL RESULTS

Project: CPC HUNTERSVILLE
Pace Project No.: 92580903

**Sample: MW-16** **Lab ID: 92580903004** Collected: 01/04/22 11:45 Received: 01/04/22 17:40 Matrix: Water

| Parameters | Results | Units | Report Limit | MDL | DF | Prepared | Analyzed | CAS No. | Qual |
|---|---|---|---|---|---|---|---|---|---|
| **6200B MSV** | Analytical Method: SM 6200B<br>Pace Analytical Services - Charlotte | | | | | | | | |
| Diisopropyl ether | ND | ug/L | 0.50 | 0.31 | 1 | | 01/05/22 18:27 | 108-20-3 | |
| Ethylbenzene | ND | ug/L | 0.50 | 0.30 | 1 | | 01/05/22 18:27 | 100-41-4 | |
| Hexachloro-1,3-butadiene | ND | ug/L | 2.0 | 1.5 | 1 | | 01/05/22 18:27 | 87-68-3 | |
| Isopropylbenzene (Cumene) | ND | ug/L | 0.50 | 0.33 | 1 | | 01/05/22 18:27 | 98-82-8 | |
| Methylene Chloride | ND | ug/L | 2.0 | 2.0 | 1 | | 01/05/22 18:27 | 75-09-2 | |
| Methyl-tert-butyl ether | ND | ug/L | 0.50 | 0.42 | 1 | | 01/05/22 18:27 | 1634-04-4 | |
| Naphthalene | ND | ug/L | 2.0 | 0.64 | 1 | | 01/05/22 18:27 | 91-20-3 | |
| n-Propylbenzene | ND | ug/L | 0.50 | 0.34 | 1 | | 01/05/22 18:27 | 103-65-1 | |
| Styrene | ND | ug/L | 0.50 | 0.29 | 1 | | 01/05/22 18:27 | 100-42-5 | |
| 1,1,1,2-Tetrachloroethane | ND | ug/L | 0.50 | 0.31 | 1 | | 01/05/22 18:27 | 630-20-6 | |
| 1,1,2,2-Tetrachloroethane | ND | ug/L | 0.50 | 0.22 | 1 | | 01/05/22 18:27 | 79-34-5 | |
| Tetrachloroethene | ND | ug/L | 0.50 | 0.29 | 1 | | 01/05/22 18:27 | 127-18-4 | |
| Toluene | ND | ug/L | 0.50 | 0.48 | 1 | | 01/05/22 18:27 | 108-88-3 | |
| 1,2,3-Trichlorobenzene | ND | ug/L | 2.0 | 0.81 | 1 | | 01/05/22 18:27 | 87-61-6 | |
| 1,2,4-Trichlorobenzene | ND | ug/L | 2.0 | 0.64 | 1 | | 01/05/22 18:27 | 120-82-1 | |
| 1,1,1-Trichloroethane | ND | ug/L | 0.50 | 0.33 | 1 | | 01/05/22 18:27 | 71-55-6 | |
| 1,1,2-Trichloroethane | ND | ug/L | 0.50 | 0.32 | 1 | | 01/05/22 18:27 | 79-00-5 | |
| Trichloroethene | ND | ug/L | 0.50 | 0.38 | 1 | | 01/05/22 18:27 | 79-01-6 | |
| Trichlorofluoromethane | ND | ug/L | 1.0 | 0.30 | 1 | | 01/05/22 18:27 | 75-69-4 | |
| 1,2,3-Trichloropropane | ND | ug/L | 0.50 | 0.26 | 1 | | 01/05/22 18:27 | 96-18-4 | |
| 1,2,4-Trimethylbenzene | ND | ug/L | 0.50 | 0.50 | 1 | | 01/05/22 18:27 | 95-63-6 | |
| 1,3,5-Trimethylbenzene | ND | ug/L | 0.50 | 0.33 | 1 | | 01/05/22 18:27 | 108-67-8 | |
| Vinyl chloride | ND | ug/L | 1.0 | 0.39 | 1 | | 01/05/22 18:27 | 75-01-4 | |
| m&p-Xylene | ND | ug/L | 1.0 | 0.71 | 1 | | 01/05/22 18:27 | 179601-23-1 | |
| o-Xylene | ND | ug/L | 0.50 | 0.34 | 1 | | 01/05/22 18:27 | 95-47-6 | |
| ***Surrogates*** | | | | | | | | | |
| 1,2-Dichloroethane-d4 (S) | 100 | % | 70-130 | | 1 | | 01/05/22 18:27 | 17060-07-0 | |
| 4-Bromofluorobenzene (S) | 93 | % | 70-130 | | 1 | | 01/05/22 18:27 | 460-00-4 | |
| Toluene-d8 (S) | 101 | % | 70-130 | | 1 | | 01/05/22 18:27 | 2037-26-5 | |

## REPORT OF LABORATORY ANALYSIS

This report shall not be reproduced, except in full,
without the written consent of Pace Analytical Services, LLC.

**Pace Analytical Services, LLC**
9800 Kincey Ave. Suite 100
Huntersville, NC 28078
(704)875-9092

## ANALYTICAL RESULTS

Project: CPC HUNTERSVILLE
Pace Project No.: 92580903

**Sample: MW-31** **Lab ID: 92580903005** Collected: 01/04/22 12:20 Received: 01/04/22 17:40 Matrix: Water

| Parameters | Results | Units | Report Limit | MDL | DF | Prepared | Analyzed | CAS No. | Qual |
|---|---|---|---|---|---|---|---|---|---|
| **VPH NC Water** | Analytical Method: MADEP VPH<br>Pace Analytical Services - Charlotte | | | | | | | | |
| Total VPH (C5-C12) | ND | ug/L | 50.0 | 50.0 | 1 | | 01/06/22 23:00 | | N2 |
| Aliphatic (C05-C08) | ND | ug/L | 50.0 | 50.0 | 1 | | 01/06/22 23:00 | | N2 |
| Aliphatic(C09-C12) Adjusted | ND | ug/L | 50.0 | 50.0 | 1 | | 01/06/22 23:00 | | N2 |
| Aromatic (C09-C10) | ND | ug/L | 50.0 | 50.0 | 1 | | 01/06/22 23:00 | | N2 |
| ***Surrogates*** | | | | | | | | | |
| 4-Bromofluorobenzene (FID) (S) | 98 | % | 70-130 | | 1 | | 01/06/22 23:00 | 460-00-4 | |
| 4-Bromofluorobenzene (PID) (S) | 80 | % | 70-130 | | 1 | | 01/06/22 23:00 | 460-00-4 | |
| **6200B MSV** | Analytical Method: SM 6200B<br>Pace Analytical Services - Charlotte | | | | | | | | |
| Benzene | ND | ug/L | 0.50 | 0.34 | 1 | | 01/05/22 18:45 | 71-43-2 | |
| Bromobenzene | ND | ug/L | 0.50 | 0.29 | 1 | | 01/05/22 18:45 | 108-86-1 | |
| Bromochloromethane | ND | ug/L | 0.50 | 0.47 | 1 | | 01/05/22 18:45 | 74-97-5 | |
| Bromodichloromethane | ND | ug/L | 0.50 | 0.31 | 1 | | 01/05/22 18:45 | 75-27-4 | |
| Bromoform | ND | ug/L | 0.50 | 0.34 | 1 | | 01/05/22 18:45 | 75-25-2 | |
| Bromomethane | ND | ug/L | 5.0 | 1.7 | 1 | | 01/05/22 18:45 | 74-83-9 | |
| n-Butylbenzene | ND | ug/L | 0.50 | 0.49 | 1 | | 01/05/22 18:45 | 104-51-8 | |
| sec-Butylbenzene | ND | ug/L | 0.50 | 0.40 | 1 | | 01/05/22 18:45 | 135-98-8 | |
| tert-Butylbenzene | ND | ug/L | 0.50 | 0.32 | 1 | | 01/05/22 18:45 | 98-06-6 | |
| Carbon tetrachloride | ND | ug/L | 0.50 | 0.33 | 1 | | 01/05/22 18:45 | 56-23-5 | |
| Chlorobenzene | ND | ug/L | 0.50 | 0.28 | 1 | | 01/05/22 18:45 | 108-90-7 | |
| Chloroethane | ND | ug/L | 1.0 | 0.65 | 1 | | 01/05/22 18:45 | 75-00-3 | |
| Chloroform | ND | ug/L | 0.50 | 0.35 | 1 | | 01/05/22 18:45 | 67-66-3 | |
| Chloromethane | ND | ug/L | 1.0 | 0.54 | 1 | | 01/05/22 18:45 | 74-87-3 | |
| 2-Chlorotoluene | ND | ug/L | 0.50 | 0.32 | 1 | | 01/05/22 18:45 | 95-49-8 | |
| 4-Chlorotoluene | ND | ug/L | 0.50 | 0.32 | 1 | | 01/05/22 18:45 | 106-43-4 | |
| 1,2-Dibromo-3-chloropropane | ND | ug/L | 1.0 | 0.34 | 1 | | 01/05/22 18:45 | 96-12-8 | |
| Dibromochloromethane | ND | ug/L | 0.50 | 0.36 | 1 | | 01/05/22 18:45 | 124-48-1 | |
| 1,2-Dibromoethane (EDB) | ND | ug/L | 0.50 | 0.27 | 1 | | 01/05/22 18:45 | 106-93-4 | |
| Dibromomethane | ND | ug/L | 0.50 | 0.39 | 1 | | 01/05/22 18:45 | 74-95-3 | |
| 1,2-Dichlorobenzene | ND | ug/L | 0.50 | 0.34 | 1 | | 01/05/22 18:45 | 95-50-1 | |
| 1,3-Dichlorobenzene | ND | ug/L | 0.50 | 0.34 | 1 | | 01/05/22 18:45 | 541-73-1 | |
| 1,4-Dichlorobenzene | ND | ug/L | 0.50 | 0.33 | 1 | | 01/05/22 18:45 | 106-46-7 | |
| Dichlorodifluoromethane | ND | ug/L | 0.50 | 0.35 | 1 | | 01/05/22 18:45 | 75-71-8 | |
| 1,1-Dichloroethane | ND | ug/L | 0.50 | 0.37 | 1 | | 01/05/22 18:45 | 75-34-3 | |
| 1,2-Dichloroethane | ND | ug/L | 0.50 | 0.32 | 1 | | 01/05/22 18:45 | 107-06-2 | |
| 1,1-Dichloroethene | ND | ug/L | 0.50 | 0.35 | 1 | | 01/05/22 18:45 | 75-35-4 | |
| cis-1,2-Dichloroethene | ND | ug/L | 0.50 | 0.38 | 1 | | 01/05/22 18:45 | 156-59-2 | |
| trans-1,2-Dichloroethene | ND | ug/L | 0.50 | 0.40 | 1 | | 01/05/22 18:45 | 156-60-5 | |
| 1,2-Dichloropropane | ND | ug/L | 0.50 | 0.36 | 1 | | 01/05/22 18:45 | 78-87-5 | |
| 1,3-Dichloropropane | ND | ug/L | 0.50 | 0.28 | 1 | | 01/05/22 18:45 | 142-28-9 | |
| 2,2-Dichloropropane | ND | ug/L | 0.50 | 0.39 | 1 | | 01/05/22 18:45 | 594-20-7 | |
| 1,1-Dichloropropene | ND | ug/L | 0.50 | 0.43 | 1 | | 01/05/22 18:45 | 563-58-6 | |
| cis-1,3-Dichloropropene | ND | ug/L | 0.50 | 0.36 | 1 | | 01/05/22 18:45 | 10061-01-5 | |
| trans-1,3-Dichloropropene | ND | ug/L | 0.50 | 0.36 | 1 | | 01/05/22 18:45 | 10061-02-6 | |

## REPORT OF LABORATORY ANALYSIS

This report shall not be reproduced, except in full,
without the written consent of Pace Analytical Services, LLC.

**Pace Analytical Services, LLC**
9800 Kincey Ave. Suite 100
Huntersville, NC 28078
(704)875-9092

## ANALYTICAL RESULTS

Project: CPC HUNTERSVILLE
Pace Project No.: 92580903

**Sample: MW-31** **Lab ID: 92580903005** Collected: 01/04/22 12:20 Received: 01/04/22 17:40 Matrix: Water

| Parameters | Results | Units | Report Limit | MDL | DF | Prepared | Analyzed | CAS No. | Qual |
|---|---|---|---|---|---|---|---|---|---|
| **6200B MSV** | Analytical Method: SM 6200B<br>Pace Analytical Services - Charlotte | | | | | | | | |
| Diisopropyl ether | ND | ug/L | 0.50 | 0.31 | 1 | | 01/05/22 18:45 | 108-20-3 | |
| Ethylbenzene | ND | ug/L | 0.50 | 0.30 | 1 | | 01/05/22 18:45 | 100-41-4 | |
| Hexachloro-1,3-butadiene | ND | ug/L | 2.0 | 1.5 | 1 | | 01/05/22 18:45 | 87-68-3 | |
| Isopropylbenzene (Cumene) | ND | ug/L | 0.50 | 0.33 | 1 | | 01/05/22 18:45 | 98-82-8 | |
| Methylene Chloride | ND | ug/L | 2.0 | 2.0 | 1 | | 01/05/22 18:45 | 75-09-2 | |
| Methyl-tert-butyl ether | ND | ug/L | 0.50 | 0.42 | 1 | | 01/05/22 18:45 | 1634-04-4 | |
| Naphthalene | ND | ug/L | 2.0 | 0.64 | 1 | | 01/05/22 18:45 | 91-20-3 | |
| n-Propylbenzene | ND | ug/L | 0.50 | 0.34 | 1 | | 01/05/22 18:45 | 103-65-1 | |
| Styrene | ND | ug/L | 0.50 | 0.29 | 1 | | 01/05/22 18:45 | 100-42-5 | |
| 1,1,1,2-Tetrachloroethane | ND | ug/L | 0.50 | 0.31 | 1 | | 01/05/22 18:45 | 630-20-6 | |
| 1,1,2,2-Tetrachloroethane | ND | ug/L | 0.50 | 0.22 | 1 | | 01/05/22 18:45 | 79-34-5 | |
| Tetrachloroethene | ND | ug/L | 0.50 | 0.29 | 1 | | 01/05/22 18:45 | 127-18-4 | |
| Toluene | ND | ug/L | 0.50 | 0.48 | 1 | | 01/05/22 18:45 | 108-88-3 | |
| 1,2,3-Trichlorobenzene | ND | ug/L | 2.0 | 0.81 | 1 | | 01/05/22 18:45 | 87-61-6 | |
| 1,2,4-Trichlorobenzene | ND | ug/L | 2.0 | 0.64 | 1 | | 01/05/22 18:45 | 120-82-1 | |
| 1,1,1-Trichloroethane | ND | ug/L | 0.50 | 0.33 | 1 | | 01/05/22 18:45 | 71-55-6 | |
| 1,1,2-Trichloroethane | ND | ug/L | 0.50 | 0.32 | 1 | | 01/05/22 18:45 | 79-00-5 | |
| Trichloroethene | ND | ug/L | 0.50 | 0.38 | 1 | | 01/05/22 18:45 | 79-01-6 | |
| Trichlorofluoromethane | ND | ug/L | 1.0 | 0.30 | 1 | | 01/05/22 18:45 | 75-69-4 | |
| 1,2,3-Trichloropropane | ND | ug/L | 0.50 | 0.26 | 1 | | 01/05/22 18:45 | 96-18-4 | |
| 1,2,4-Trimethylbenzene | ND | ug/L | 0.50 | 0.50 | 1 | | 01/05/22 18:45 | 95-63-6 | |
| 1,3,5-Trimethylbenzene | ND | ug/L | 0.50 | 0.33 | 1 | | 01/05/22 18:45 | 108-67-8 | |
| Vinyl chloride | ND | ug/L | 1.0 | 0.39 | 1 | | 01/05/22 18:45 | 75-01-4 | |
| m&p-Xylene | ND | ug/L | 1.0 | 0.71 | 1 | | 01/05/22 18:45 | 179601-23-1 | |
| o-Xylene | ND | ug/L | 0.50 | 0.34 | 1 | | 01/05/22 18:45 | 95-47-6 | |
| ***Surrogates*** | | | | | | | | | |
| 1,2-Dichloroethane-d4 (S) | 101 | % | 70-130 | | 1 | | 01/05/22 18:45 | 17060-07-0 | |
| 4-Bromofluorobenzene (S) | 96 | % | 70-130 | | 1 | | 01/05/22 18:45 | 460-00-4 | |
| Toluene-d8 (S) | 99 | % | 70-130 | | 1 | | 01/05/22 18:45 | 2037-26-5 | |

## REPORT OF LABORATORY ANALYSIS

This report shall not be reproduced, except in full,
without the written consent of Pace Analytical Services, LLC.

**Pace Analytical Services, LLC**
9800 Kincey Ave. Suite 100
Huntersville, NC 28078
(704)875-9092

## ANALYTICAL RESULTS

Project: CPC HUNTERSVILLE
Pace Project No.: 92580903

**Sample: MW-84** **Lab ID: 92580903006** Collected: 01/04/22 12:55 Received: 01/04/22 17:40 Matrix: Water

| Parameters | Results | Units | Report Limit | MDL | DF | Prepared | Analyzed | CAS No. | Qual |
|---|---|---|---|---|---|---|---|---|---|
| **VPH NC Water** | Analytical Method: MADEP VPH<br>Pace Analytical Services - Charlotte | | | | | | | | |
| Total VPH (C5-C12) | ND | ug/L | 50.0 | 50.0 | 1 | | 01/06/22 23:29 | | N2 |
| Aliphatic (C05-C08) | ND | ug/L | 50.0 | 50.0 | 1 | | 01/06/22 23:29 | | N2 |
| Aliphatic(C09-C12) Adjusted | ND | ug/L | 50.0 | 50.0 | 1 | | 01/06/22 23:29 | | N2 |
| Aromatic (C09-C10) | ND | ug/L | 50.0 | 50.0 | 1 | | 01/06/22 23:29 | | N2 |
| ***Surrogates*** | | | | | | | | | |
| 4-Bromofluorobenzene (FID) (S) | 98 | % | 70-130 | | 1 | | 01/06/22 23:29 | 460-00-4 | |
| 4-Bromofluorobenzene (PID) (S) | 82 | % | 70-130 | | 1 | | 01/06/22 23:29 | 460-00-4 | |
| **6200B MSV** | Analytical Method: SM 6200B<br>Pace Analytical Services - Charlotte | | | | | | | | |
| Benzene | ND | ug/L | 0.50 | 0.34 | 1 | | 01/05/22 11:23 | 71-43-2 | |
| Bromobenzene | ND | ug/L | 0.50 | 0.29 | 1 | | 01/05/22 11:23 | 108-86-1 | |
| Bromochloromethane | ND | ug/L | 0.50 | 0.47 | 1 | | 01/05/22 11:23 | 74-97-5 | |
| Bromodichloromethane | ND | ug/L | 0.50 | 0.31 | 1 | | 01/05/22 11:23 | 75-27-4 | |
| Bromoform | ND | ug/L | 0.50 | 0.34 | 1 | | 01/05/22 11:23 | 75-25-2 | |
| Bromomethane | ND | ug/L | 5.0 | 1.7 | 1 | | 01/05/22 11:23 | 74-83-9 | |
| n-Butylbenzene | ND | ug/L | 0.50 | 0.49 | 1 | | 01/05/22 11:23 | 104-51-8 | |
| sec-Butylbenzene | ND | ug/L | 0.50 | 0.40 | 1 | | 01/05/22 11:23 | 135-98-8 | |
| tert-Butylbenzene | ND | ug/L | 0.50 | 0.32 | 1 | | 01/05/22 11:23 | 98-06-6 | |
| Carbon tetrachloride | ND | ug/L | 0.50 | 0.33 | 1 | | 01/05/22 11:23 | 56-23-5 | |
| Chlorobenzene | ND | ug/L | 0.50 | 0.28 | 1 | | 01/05/22 11:23 | 108-90-7 | |
| Chloroethane | ND | ug/L | 1.0 | 0.65 | 1 | | 01/05/22 11:23 | 75-00-3 | |
| Chloroform | ND | ug/L | 0.50 | 0.35 | 1 | | 01/05/22 11:23 | 67-66-3 | |
| Chloromethane | ND | ug/L | 1.0 | 0.54 | 1 | | 01/05/22 11:23 | 74-87-3 | |
| 2-Chlorotoluene | ND | ug/L | 0.50 | 0.32 | 1 | | 01/05/22 11:23 | 95-49-8 | |
| 4-Chlorotoluene | ND | ug/L | 0.50 | 0.32 | 1 | | 01/05/22 11:23 | 106-43-4 | |
| 1,2-Dibromo-3-chloropropane | ND | ug/L | 1.0 | 0.34 | 1 | | 01/05/22 11:23 | 96-12-8 | |
| Dibromochloromethane | ND | ug/L | 0.50 | 0.36 | 1 | | 01/05/22 11:23 | 124-48-1 | |
| 1,2-Dibromoethane (EDB) | ND | ug/L | 0.50 | 0.27 | 1 | | 01/05/22 11:23 | 106-93-4 | |
| Dibromomethane | ND | ug/L | 0.50 | 0.39 | 1 | | 01/05/22 11:23 | 74-95-3 | |
| 1,2-Dichlorobenzene | ND | ug/L | 0.50 | 0.34 | 1 | | 01/05/22 11:23 | 95-50-1 | |
| 1,3-Dichlorobenzene | ND | ug/L | 0.50 | 0.34 | 1 | | 01/05/22 11:23 | 541-73-1 | |
| 1,4-Dichlorobenzene | ND | ug/L | 0.50 | 0.33 | 1 | | 01/05/22 11:23 | 106-46-7 | |
| Dichlorodifluoromethane | ND | ug/L | 0.50 | 0.35 | 1 | | 01/05/22 11:23 | 75-71-8 | |
| 1,1-Dichloroethane | ND | ug/L | 0.50 | 0.37 | 1 | | 01/05/22 11:23 | 75-34-3 | |
| 1,2-Dichloroethane | ND | ug/L | 0.50 | 0.32 | 1 | | 01/05/22 11:23 | 107-06-2 | |
| 1,1-Dichloroethene | ND | ug/L | 0.50 | 0.35 | 1 | | 01/05/22 11:23 | 75-35-4 | |
| cis-1,2-Dichloroethene | ND | ug/L | 0.50 | 0.38 | 1 | | 01/05/22 11:23 | 156-59-2 | |
| trans-1,2-Dichloroethene | ND | ug/L | 0.50 | 0.40 | 1 | | 01/05/22 11:23 | 156-60-5 | |
| 1,2-Dichloropropane | ND | ug/L | 0.50 | 0.36 | 1 | | 01/05/22 11:23 | 78-87-5 | |
| 1,3-Dichloropropane | ND | ug/L | 0.50 | 0.28 | 1 | | 01/05/22 11:23 | 142-28-9 | |
| 2,2-Dichloropropane | ND | ug/L | 0.50 | 0.39 | 1 | | 01/05/22 11:23 | 594-20-7 | |
| 1,1-Dichloropropene | ND | ug/L | 0.50 | 0.43 | 1 | | 01/05/22 11:23 | 563-58-6 | |
| cis-1,3-Dichloropropene | ND | ug/L | 0.50 | 0.36 | 1 | | 01/05/22 11:23 | 10061-01-5 | |
| trans-1,3-Dichloropropene | ND | ug/L | 0.50 | 0.36 | 1 | | 01/05/22 11:23 | 10061-02-6 | |

## REPORT OF LABORATORY ANALYSIS

This report shall not be reproduced, except in full,
without the written consent of Pace Analytical Services, LLC.

**Pace Analytical Services, LLC**
9800 Kincey Ave. Suite 100
Huntersville, NC 28078
(704)875-9092

## ANALYTICAL RESULTS

Project: CPC HUNTERSVILLE
Pace Project No.: 92580903

**Sample: MW-84** **Lab ID: 92580903006** Collected: 01/04/22 12:55 Received: 01/04/22 17:40 Matrix: Water

| Parameters | Results | Units | Report Limit | MDL | DF | Prepared | Analyzed | CAS No. | Qual |
|---|---|---|---|---|---|---|---|---|---|
| **6200B MSV** | Analytical Method: SM 6200B<br>Pace Analytical Services - Charlotte | | | | | | | | |
| Diisopropyl ether | ND | ug/L | 0.50 | 0.31 | 1 | | 01/05/22 11:23 | 108-20-3 | |
| Ethylbenzene | ND | ug/L | 0.50 | 0.30 | 1 | | 01/05/22 11:23 | 100-41-4 | |
| Hexachloro-1,3-butadiene | ND | ug/L | 2.0 | 1.5 | 1 | | 01/05/22 11:23 | 87-68-3 | |
| Isopropylbenzene (Cumene) | ND | ug/L | 0.50 | 0.33 | 1 | | 01/05/22 11:23 | 98-82-8 | |
| Methylene Chloride | ND | ug/L | 2.0 | 2.0 | 1 | | 01/05/22 11:23 | 75-09-2 | |
| Methyl-tert-butyl ether | ND | ug/L | 0.50 | 0.42 | 1 | | 01/05/22 11:23 | 1634-04-4 | |
| Naphthalene | ND | ug/L | 2.0 | 0.64 | 1 | | 01/05/22 11:23 | 91-20-3 | |
| n-Propylbenzene | ND | ug/L | 0.50 | 0.34 | 1 | | 01/05/22 11:23 | 103-65-1 | |
| Styrene | ND | ug/L | 0.50 | 0.29 | 1 | | 01/05/22 11:23 | 100-42-5 | |
| 1,1,1,2-Tetrachloroethane | ND | ug/L | 0.50 | 0.31 | 1 | | 01/05/22 11:23 | 630-20-6 | |
| 1,1,2,2-Tetrachloroethane | ND | ug/L | 0.50 | 0.22 | 1 | | 01/05/22 11:23 | 79-34-5 | |
| Tetrachloroethene | ND | ug/L | 0.50 | 0.29 | 1 | | 01/05/22 11:23 | 127-18-4 | |
| Toluene | ND | ug/L | 0.50 | 0.48 | 1 | | 01/05/22 11:23 | 108-88-3 | |
| 1,2,3-Trichlorobenzene | ND | ug/L | 2.0 | 0.81 | 1 | | 01/05/22 11:23 | 87-61-6 | |
| 1,2,4-Trichlorobenzene | ND | ug/L | 2.0 | 0.64 | 1 | | 01/05/22 11:23 | 120-82-1 | |
| 1,1,1-Trichloroethane | ND | ug/L | 0.50 | 0.33 | 1 | | 01/05/22 11:23 | 71-55-6 | |
| 1,1,2-Trichloroethane | ND | ug/L | 0.50 | 0.32 | 1 | | 01/05/22 11:23 | 79-00-5 | |
| Trichloroethene | ND | ug/L | 0.50 | 0.38 | 1 | | 01/05/22 11:23 | 79-01-6 | |
| Trichlorofluoromethane | ND | ug/L | 1.0 | 0.30 | 1 | | 01/05/22 11:23 | 75-69-4 | |
| 1,2,3-Trichloropropane | ND | ug/L | 0.50 | 0.26 | 1 | | 01/05/22 11:23 | 96-18-4 | |
| 1,2,4-Trimethylbenzene | ND | ug/L | 0.50 | 0.50 | 1 | | 01/05/22 11:23 | 95-63-6 | |
| 1,3,5-Trimethylbenzene | ND | ug/L | 0.50 | 0.33 | 1 | | 01/05/22 11:23 | 108-67-8 | |
| Vinyl chloride | ND | ug/L | 1.0 | 0.39 | 1 | | 01/05/22 11:23 | 75-01-4 | |
| m&p-Xylene | ND | ug/L | 1.0 | 0.71 | 1 | | 01/05/22 11:23 | 179601-23-1 | |
| o-Xylene | ND | ug/L | 0.50 | 0.34 | 1 | | 01/05/22 11:23 | 95-47-6 | |
| ***Surrogates*** | | | | | | | | | |
| 1,2-Dichloroethane-d4 (S) | 94 | % | 70-130 | | 1 | | 01/05/22 11:23 | 17060-07-0 | |
| 4-Bromofluorobenzene (S) | 98 | % | 70-130 | | 1 | | 01/05/22 11:23 | 460-00-4 | |
| Toluene-d8 (S) | 100 | % | 70-130 | | 1 | | 01/05/22 11:23 | 2037-26-5 | |

## REPORT OF LABORATORY ANALYSIS

This report shall not be reproduced, except in full,
without the written consent of Pace Analytical Services, LLC.

**Pace Analytical Services, LLC**
9800 Kincey Ave. Suite 100
Huntersville, NC 28078
(704)875-9092

## ANALYTICAL RESULTS

Project: CPC HUNTERSVILLE
Pace Project No.: 92580903

**Sample: MW-17** **Lab ID: 92580903007** Collected: 01/04/22 13:25 Received: 01/04/22 17:40 Matrix: Water

| Parameters | Results | Units | Report Limit | MDL | DF | Prepared | Analyzed | CAS No. | Qual |
|---|---|---|---|---|---|---|---|---|---|
| **VPH NC Water** | Analytical Method: MADEP VPH<br>Pace Analytical Services - Charlotte | | | | | | | | |
| Total VPH (C5-C12) | ND | ug/L | 50.0 | 50.0 | 1 | | 01/06/22 23:57 | | N2 |
| Aliphatic (C05-C08) | ND | ug/L | 50.0 | 50.0 | 1 | | 01/06/22 23:57 | | N2 |
| Aliphatic(C09-C12) Adjusted | ND | ug/L | 50.0 | 50.0 | 1 | | 01/06/22 23:57 | | N2 |
| Aromatic (C09-C10) | ND | ug/L | 50.0 | 50.0 | 1 | | 01/06/22 23:57 | | N2 |
| ***Surrogates*** | | | | | | | | | |
| 4-Bromofluorobenzene (FID) (S) | 94 | % | 70-130 | | 1 | | 01/06/22 23:57 | 460-00-4 | |
| 4-Bromofluorobenzene (PID) (S) | 79 | % | 70-130 | | 1 | | 01/06/22 23:57 | 460-00-4 | |
| **6200B MSV** | Analytical Method: SM 6200B<br>Pace Analytical Services - Charlotte | | | | | | | | |
| Benzene | ND | ug/L | 0.50 | 0.34 | 1 | | 01/05/22 11:40 | 71-43-2 | |
| Bromobenzene | ND | ug/L | 0.50 | 0.29 | 1 | | 01/05/22 11:40 | 108-86-1 | |
| Bromochloromethane | ND | ug/L | 0.50 | 0.47 | 1 | | 01/05/22 11:40 | 74-97-5 | |
| Bromodichloromethane | ND | ug/L | 0.50 | 0.31 | 1 | | 01/05/22 11:40 | 75-27-4 | |
| Bromoform | ND | ug/L | 0.50 | 0.34 | 1 | | 01/05/22 11:40 | 75-25-2 | |
| Bromomethane | ND | ug/L | 5.0 | 1.7 | 1 | | 01/05/22 11:40 | 74-83-9 | |
| n-Butylbenzene | ND | ug/L | 0.50 | 0.49 | 1 | | 01/05/22 11:40 | 104-51-8 | |
| sec-Butylbenzene | ND | ug/L | 0.50 | 0.40 | 1 | | 01/05/22 11:40 | 135-98-8 | |
| tert-Butylbenzene | ND | ug/L | 0.50 | 0.32 | 1 | | 01/05/22 11:40 | 98-06-6 | |
| Carbon tetrachloride | ND | ug/L | 0.50 | 0.33 | 1 | | 01/05/22 11:40 | 56-23-5 | |
| Chlorobenzene | ND | ug/L | 0.50 | 0.28 | 1 | | 01/05/22 11:40 | 108-90-7 | |
| Chloroethane | ND | ug/L | 1.0 | 0.65 | 1 | | 01/05/22 11:40 | 75-00-3 | |
| Chloroform | **0.89** | ug/L | 0.50 | 0.35 | 1 | | 01/05/22 11:40 | 67-66-3 | |
| Chloromethane | ND | ug/L | 1.0 | 0.54 | 1 | | 01/05/22 11:40 | 74-87-3 | |
| 2-Chlorotoluene | ND | ug/L | 0.50 | 0.32 | 1 | | 01/05/22 11:40 | 95-49-8 | |
| 4-Chlorotoluene | ND | ug/L | 0.50 | 0.32 | 1 | | 01/05/22 11:40 | 106-43-4 | |
| 1,2-Dibromo-3-chloropropane | ND | ug/L | 1.0 | 0.34 | 1 | | 01/05/22 11:40 | 96-12-8 | |
| Dibromochloromethane | ND | ug/L | 0.50 | 0.36 | 1 | | 01/05/22 11:40 | 124-48-1 | |
| 1,2-Dibromoethane (EDB) | ND | ug/L | 0.50 | 0.27 | 1 | | 01/05/22 11:40 | 106-93-4 | |
| Dibromomethane | ND | ug/L | 0.50 | 0.39 | 1 | | 01/05/22 11:40 | 74-95-3 | |
| 1,2-Dichlorobenzene | ND | ug/L | 0.50 | 0.34 | 1 | | 01/05/22 11:40 | 95-50-1 | |
| 1,3-Dichlorobenzene | ND | ug/L | 0.50 | 0.34 | 1 | | 01/05/22 11:40 | 541-73-1 | |
| 1,4-Dichlorobenzene | ND | ug/L | 0.50 | 0.33 | 1 | | 01/05/22 11:40 | 106-46-7 | |
| Dichlorodifluoromethane | ND | ug/L | 0.50 | 0.35 | 1 | | 01/05/22 11:40 | 75-71-8 | |
| 1,1-Dichloroethane | ND | ug/L | 0.50 | 0.37 | 1 | | 01/05/22 11:40 | 75-34-3 | |
| 1,2-Dichloroethane | ND | ug/L | 0.50 | 0.32 | 1 | | 01/05/22 11:40 | 107-06-2 | |
| 1,1-Dichloroethene | ND | ug/L | 0.50 | 0.35 | 1 | | 01/05/22 11:40 | 75-35-4 | |
| cis-1,2-Dichloroethene | ND | ug/L | 0.50 | 0.38 | 1 | | 01/05/22 11:40 | 156-59-2 | |
| trans-1,2-Dichloroethene | ND | ug/L | 0.50 | 0.40 | 1 | | 01/05/22 11:40 | 156-60-5 | |
| 1,2-Dichloropropane | ND | ug/L | 0.50 | 0.36 | 1 | | 01/05/22 11:40 | 78-87-5 | |
| 1,3-Dichloropropane | ND | ug/L | 0.50 | 0.28 | 1 | | 01/05/22 11:40 | 142-28-9 | |
| 2,2-Dichloropropane | ND | ug/L | 0.50 | 0.39 | 1 | | 01/05/22 11:40 | 594-20-7 | |
| 1,1-Dichloropropene | ND | ug/L | 0.50 | 0.43 | 1 | | 01/05/22 11:40 | 563-58-6 | |
| cis-1,3-Dichloropropene | ND | ug/L | 0.50 | 0.36 | 1 | | 01/05/22 11:40 | 10061-01-5 | |
| trans-1,3-Dichloropropene | ND | ug/L | 0.50 | 0.36 | 1 | | 01/05/22 11:40 | 10061-02-6 | |

## REPORT OF LABORATORY ANALYSIS

This report shall not be reproduced, except in full,
without the written consent of Pace Analytical Services, LLC.

**Pace Analytical Services, LLC**
9800 Kincey Ave. Suite 100
Huntersville, NC 28078
(704)875-9092

## ANALYTICAL RESULTS

Project: CPC HUNTERSVILLE
Pace Project No.: 92580903

**Sample: MW-17** **Lab ID: 92580903007** Collected: 01/04/22 13:25 Received: 01/04/22 17:40 Matrix: Water

| Parameters | Results | Units | Report Limit | MDL | DF | Prepared | Analyzed | CAS No. | Qual |
|---|---|---|---|---|---|---|---|---|---|
| **6200B MSV** | Analytical Method: SM 6200B<br>Pace Analytical Services - Charlotte | | | | | | | | |
| Diisopropyl ether | ND | ug/L | 0.50 | 0.31 | 1 | | 01/05/22 11:40 | 108-20-3 | |
| Ethylbenzene | ND | ug/L | 0.50 | 0.30 | 1 | | 01/05/22 11:40 | 100-41-4 | |
| Hexachloro-1,3-butadiene | ND | ug/L | 2.0 | 1.5 | 1 | | 01/05/22 11:40 | 87-68-3 | |
| Isopropylbenzene (Cumene) | ND | ug/L | 0.50 | 0.33 | 1 | | 01/05/22 11:40 | 98-82-8 | |
| Methylene Chloride | ND | ug/L | 2.0 | 2.0 | 1 | | 01/05/22 11:40 | 75-09-2 | |
| Methyl-tert-butyl ether | ND | ug/L | 0.50 | 0.42 | 1 | | 01/05/22 11:40 | 1634-04-4 | |
| Naphthalene | ND | ug/L | 2.0 | 0.64 | 1 | | 01/05/22 11:40 | 91-20-3 | |
| n-Propylbenzene | ND | ug/L | 0.50 | 0.34 | 1 | | 01/05/22 11:40 | 103-65-1 | |
| Styrene | ND | ug/L | 0.50 | 0.29 | 1 | | 01/05/22 11:40 | 100-42-5 | |
| 1,1,1,2-Tetrachloroethane | ND | ug/L | 0.50 | 0.31 | 1 | | 01/05/22 11:40 | 630-20-6 | |
| 1,1,2,2-Tetrachloroethane | ND | ug/L | 0.50 | 0.22 | 1 | | 01/05/22 11:40 | 79-34-5 | |
| Tetrachloroethene | ND | ug/L | 0.50 | 0.29 | 1 | | 01/05/22 11:40 | 127-18-4 | |
| Toluene | ND | ug/L | 0.50 | 0.48 | 1 | | 01/05/22 11:40 | 108-88-3 | |
| 1,2,3-Trichlorobenzene | ND | ug/L | 2.0 | 0.81 | 1 | | 01/05/22 11:40 | 87-61-6 | |
| 1,2,4-Trichlorobenzene | ND | ug/L | 2.0 | 0.64 | 1 | | 01/05/22 11:40 | 120-82-1 | |
| 1,1,1-Trichloroethane | ND | ug/L | 0.50 | 0.33 | 1 | | 01/05/22 11:40 | 71-55-6 | |
| 1,1,2-Trichloroethane | ND | ug/L | 0.50 | 0.32 | 1 | | 01/05/22 11:40 | 79-00-5 | |
| Trichloroethene | ND | ug/L | 0.50 | 0.38 | 1 | | 01/05/22 11:40 | 79-01-6 | |
| Trichlorofluoromethane | ND | ug/L | 1.0 | 0.30 | 1 | | 01/05/22 11:40 | 75-69-4 | |
| 1,2,3-Trichloropropane | ND | ug/L | 0.50 | 0.26 | 1 | | 01/05/22 11:40 | 96-18-4 | |
| 1,2,4-Trimethylbenzene | ND | ug/L | 0.50 | 0.50 | 1 | | 01/05/22 11:40 | 95-63-6 | |
| 1,3,5-Trimethylbenzene | ND | ug/L | 0.50 | 0.33 | 1 | | 01/05/22 11:40 | 108-67-8 | |
| Vinyl chloride | ND | ug/L | 1.0 | 0.39 | 1 | | 01/05/22 11:40 | 75-01-4 | |
| m&p-Xylene | ND | ug/L | 1.0 | 0.71 | 1 | | 01/05/22 11:40 | 179601-23-1 | |
| o-Xylene | ND | ug/L | 0.50 | 0.34 | 1 | | 01/05/22 11:40 | 95-47-6 | |
| ***Surrogates*** | | | | | | | | | |
| 1,2-Dichloroethane-d4 (S) | 90 | % | 70-130 | | 1 | | 01/05/22 11:40 | 17060-07-0 | |
| 4-Bromofluorobenzene (S) | 95 | % | 70-130 | | 1 | | 01/05/22 11:40 | 460-00-4 | |
| Toluene-d8 (S) | 101 | % | 70-130 | | 1 | | 01/05/22 11:40 | 2037-26-5 | |

## REPORT OF LABORATORY ANALYSIS

This report shall not be reproduced, except in full,
without the written consent of Pace Analytical Services, LLC.

**Pace Analytical Services, LLC**
9800 Kincey Ave. Suite 100
Huntersville, NC 28078
(704)875-9092

## ANALYTICAL RESULTS

Project: CPC HUNTERSVILLE
Pace Project No.: 92580903

**Sample: MW-81D** **Lab ID: 92580903008** Collected: 01/04/22 13:05 Received: 01/04/22 17:40 Matrix: Water

| Parameters | Results | Units | Report Limit | MDL | DF | Prepared | Analyzed | CAS No. | Qual |
|---|---|---|---|---|---|---|---|---|---|
| **VPH NC Water** | Analytical Method: MADEP VPH<br>Pace Analytical Services - Charlotte | | | | | | | | |
| Total VPH (C5-C12) | ND | ug/L | 50.0 | 50.0 | 1 | | 01/07/22 00:25 | | N2 |
| Aliphatic (C05-C08) | ND | ug/L | 50.0 | 50.0 | 1 | | 01/07/22 00:25 | | N2 |
| Aliphatic(C09-C12) Adjusted | ND | ug/L | 50.0 | 50.0 | 1 | | 01/07/22 00:25 | | N2 |
| Aromatic (C09-C10) | ND | ug/L | 50.0 | 50.0 | 1 | | 01/07/22 00:25 | | N2 |
| ***Surrogates*** | | | | | | | | | |
| 4-Bromofluorobenzene (FID) (S) | 96 | % | 70-130 | | 1 | | 01/07/22 00:25 | 460-00-4 | |
| 4-Bromofluorobenzene (PID) (S) | 78 | % | 70-130 | | 1 | | 01/07/22 00:25 | 460-00-4 | |
| **6200B MSV** | Analytical Method: SM 6200B<br>Pace Analytical Services - Charlotte | | | | | | | | |
| Benzene | ND | ug/L | 0.50 | 0.34 | 1 | | 01/05/22 11:58 | 71-43-2 | |
| Bromobenzene | ND | ug/L | 0.50 | 0.29 | 1 | | 01/05/22 11:58 | 108-86-1 | |
| Bromochloromethane | ND | ug/L | 0.50 | 0.47 | 1 | | 01/05/22 11:58 | 74-97-5 | |
| Bromodichloromethane | ND | ug/L | 0.50 | 0.31 | 1 | | 01/05/22 11:58 | 75-27-4 | |
| Bromoform | ND | ug/L | 0.50 | 0.34 | 1 | | 01/05/22 11:58 | 75-25-2 | |
| Bromomethane | ND | ug/L | 5.0 | 1.7 | 1 | | 01/05/22 11:58 | 74-83-9 | |
| n-Butylbenzene | ND | ug/L | 0.50 | 0.49 | 1 | | 01/05/22 11:58 | 104-51-8 | |
| sec-Butylbenzene | ND | ug/L | 0.50 | 0.40 | 1 | | 01/05/22 11:58 | 135-98-8 | |
| tert-Butylbenzene | ND | ug/L | 0.50 | 0.32 | 1 | | 01/05/22 11:58 | 98-06-6 | |
| Carbon tetrachloride | ND | ug/L | 0.50 | 0.33 | 1 | | 01/05/22 11:58 | 56-23-5 | |
| Chlorobenzene | ND | ug/L | 0.50 | 0.28 | 1 | | 01/05/22 11:58 | 108-90-7 | |
| Chloroethane | ND | ug/L | 1.0 | 0.65 | 1 | | 01/05/22 11:58 | 75-00-3 | |
| Chloroform | ND | ug/L | 0.50 | 0.35 | 1 | | 01/05/22 11:58 | 67-66-3 | |
| Chloromethane | ND | ug/L | 1.0 | 0.54 | 1 | | 01/05/22 11:58 | 74-87-3 | |
| 2-Chlorotoluene | ND | ug/L | 0.50 | 0.32 | 1 | | 01/05/22 11:58 | 95-49-8 | |
| 4-Chlorotoluene | ND | ug/L | 0.50 | 0.32 | 1 | | 01/05/22 11:58 | 106-43-4 | |
| 1,2-Dibromo-3-chloropropane | ND | ug/L | 1.0 | 0.34 | 1 | | 01/05/22 11:58 | 96-12-8 | |
| Dibromochloromethane | ND | ug/L | 0.50 | 0.36 | 1 | | 01/05/22 11:58 | 124-48-1 | |
| 1,2-Dibromoethane (EDB) | ND | ug/L | 0.50 | 0.27 | 1 | | 01/05/22 11:58 | 106-93-4 | |
| Dibromomethane | ND | ug/L | 0.50 | 0.39 | 1 | | 01/05/22 11:58 | 74-95-3 | |
| 1,2-Dichlorobenzene | ND | ug/L | 0.50 | 0.34 | 1 | | 01/05/22 11:58 | 95-50-1 | |
| 1,3-Dichlorobenzene | ND | ug/L | 0.50 | 0.34 | 1 | | 01/05/22 11:58 | 541-73-1 | |
| 1,4-Dichlorobenzene | ND | ug/L | 0.50 | 0.33 | 1 | | 01/05/22 11:58 | 106-46-7 | |
| Dichlorodifluoromethane | ND | ug/L | 0.50 | 0.35 | 1 | | 01/05/22 11:58 | 75-71-8 | |
| 1,1-Dichloroethane | ND | ug/L | 0.50 | 0.37 | 1 | | 01/05/22 11:58 | 75-34-3 | |
| 1,2-Dichloroethane | ND | ug/L | 0.50 | 0.32 | 1 | | 01/05/22 11:58 | 107-06-2 | |
| 1,1-Dichloroethene | ND | ug/L | 0.50 | 0.35 | 1 | | 01/05/22 11:58 | 75-35-4 | |
| cis-1,2-Dichloroethene | ND | ug/L | 0.50 | 0.38 | 1 | | 01/05/22 11:58 | 156-59-2 | |
| trans-1,2-Dichloroethene | ND | ug/L | 0.50 | 0.40 | 1 | | 01/05/22 11:58 | 156-60-5 | |
| 1,2-Dichloropropane | ND | ug/L | 0.50 | 0.36 | 1 | | 01/05/22 11:58 | 78-87-5 | |
| 1,3-Dichloropropane | ND | ug/L | 0.50 | 0.28 | 1 | | 01/05/22 11:58 | 142-28-9 | |
| 2,2-Dichloropropane | ND | ug/L | 0.50 | 0.39 | 1 | | 01/05/22 11:58 | 594-20-7 | |
| 1,1-Dichloropropene | ND | ug/L | 0.50 | 0.43 | 1 | | 01/05/22 11:58 | 563-58-6 | |
| cis-1,3-Dichloropropene | ND | ug/L | 0.50 | 0.36 | 1 | | 01/05/22 11:58 | 10061-01-5 | |
| trans-1,3-Dichloropropene | ND | ug/L | 0.50 | 0.36 | 1 | | 01/05/22 11:58 | 10061-02-6 | |

## REPORT OF LABORATORY ANALYSIS

This report shall not be reproduced, except in full,
without the written consent of Pace Analytical Services, LLC.

**Pace Analytical Services, LLC**
9800 Kincey Ave. Suite 100
Huntersville, NC 28078
(704)875-9092

## ANALYTICAL RESULTS

Project: CPC HUNTERSVILLE
Pace Project No.: 92580903

**Sample: MW-81D** **Lab ID: 92580903008** Collected: 01/04/22 13:05 Received: 01/04/22 17:40 Matrix: Water

| Parameters | Results | Units | Report Limit | MDL | DF | Prepared | Analyzed | CAS No. | Qual |
|---|---|---|---|---|---|---|---|---|---|
| **6200B MSV** | Analytical Method: SM 6200B<br>Pace Analytical Services - Charlotte | | | | | | | | |
| Diisopropyl ether | ND | ug/L | 0.50 | 0.31 | 1 | | 01/05/22 11:58 | 108-20-3 | |
| Ethylbenzene | ND | ug/L | 0.50 | 0.30 | 1 | | 01/05/22 11:58 | 100-41-4 | |
| Hexachloro-1,3-butadiene | ND | ug/L | 2.0 | 1.5 | 1 | | 01/05/22 11:58 | 87-68-3 | |
| Isopropylbenzene (Cumene) | ND | ug/L | 0.50 | 0.33 | 1 | | 01/05/22 11:58 | 98-82-8 | |
| Methylene Chloride | ND | ug/L | 2.0 | 2.0 | 1 | | 01/05/22 11:58 | 75-09-2 | |
| Methyl-tert-butyl ether | ND | ug/L | 0.50 | 0.42 | 1 | | 01/05/22 11:58 | 1634-04-4 | |
| Naphthalene | ND | ug/L | 2.0 | 0.64 | 1 | | 01/05/22 11:58 | 91-20-3 | |
| n-Propylbenzene | ND | ug/L | 0.50 | 0.34 | 1 | | 01/05/22 11:58 | 103-65-1 | |
| Styrene | ND | ug/L | 0.50 | 0.29 | 1 | | 01/05/22 11:58 | 100-42-5 | |
| 1,1,1,2-Tetrachloroethane | ND | ug/L | 0.50 | 0.31 | 1 | | 01/05/22 11:58 | 630-20-6 | |
| 1,1,2,2-Tetrachloroethane | ND | ug/L | 0.50 | 0.22 | 1 | | 01/05/22 11:58 | 79-34-5 | |
| Tetrachloroethene | ND | ug/L | 0.50 | 0.29 | 1 | | 01/05/22 11:58 | 127-18-4 | |
| Toluene | ND | ug/L | 0.50 | 0.48 | 1 | | 01/05/22 11:58 | 108-88-3 | |
| 1,2,3-Trichlorobenzene | ND | ug/L | 2.0 | 0.81 | 1 | | 01/05/22 11:58 | 87-61-6 | |
| 1,2,4-Trichlorobenzene | ND | ug/L | 2.0 | 0.64 | 1 | | 01/05/22 11:58 | 120-82-1 | |
| 1,1,1-Trichloroethane | ND | ug/L | 0.50 | 0.33 | 1 | | 01/05/22 11:58 | 71-55-6 | |
| 1,1,2-Trichloroethane | ND | ug/L | 0.50 | 0.32 | 1 | | 01/05/22 11:58 | 79-00-5 | |
| Trichloroethene | ND | ug/L | 0.50 | 0.38 | 1 | | 01/05/22 11:58 | 79-01-6 | |
| Trichlorofluoromethane | ND | ug/L | 1.0 | 0.30 | 1 | | 01/05/22 11:58 | 75-69-4 | |
| 1,2,3-Trichloropropane | ND | ug/L | 0.50 | 0.26 | 1 | | 01/05/22 11:58 | 96-18-4 | |
| 1,2,4-Trimethylbenzene | ND | ug/L | 0.50 | 0.50 | 1 | | 01/05/22 11:58 | 95-63-6 | |
| 1,3,5-Trimethylbenzene | ND | ug/L | 0.50 | 0.33 | 1 | | 01/05/22 11:58 | 108-67-8 | |
| Vinyl chloride | ND | ug/L | 1.0 | 0.39 | 1 | | 01/05/22 11:58 | 75-01-4 | |
| m&p-Xylene | ND | ug/L | 1.0 | 0.71 | 1 | | 01/05/22 11:58 | 179601-23-1 | |
| o-Xylene | ND | ug/L | 0.50 | 0.34 | 1 | | 01/05/22 11:58 | 95-47-6 | |
| ***Surrogates*** | | | | | | | | | |
| 1,2-Dichloroethane-d4 (S) | 92 | % | 70-130 | | 1 | | 01/05/22 11:58 | 17060-07-0 | |
| 4-Bromofluorobenzene (S) | 97 | % | 70-130 | | 1 | | 01/05/22 11:58 | 460-00-4 | |
| Toluene-d8 (S) | 101 | % | 70-130 | | 1 | | 01/05/22 11:58 | 2037-26-5 | |

## REPORT OF LABORATORY ANALYSIS

This report shall not be reproduced, except in full,
without the written consent of Pace Analytical Services, LLC.

**Pace Analytical Services, LLC**
9800 Kincey Ave. Suite 100
Huntersville, NC 28078
(704)875-9092

## ANALYTICAL RESULTS

Project: CPC HUNTERSVILLE
Pace Project No.: 92580903

**Sample: MW-79** **Lab ID: 92580903009** Collected: 01/04/22 15:05 Received: 01/04/22 17:40 Matrix: Water

| Parameters | Results | Units | Report Limit | MDL | DF | Prepared | Analyzed | CAS No. | Qual |
|---|---|---|---|---|---|---|---|---|---|
| **VPH NC Water** | Analytical Method: MADEP VPH<br>Pace Analytical Services - Charlotte | | | | | | | | |
| Total VPH (C5-C12) | ND | ug/L | 50.0 | 50.0 | 1 | | 01/07/22 00:54 | | N2 |
| Aliphatic (C05-C08) | ND | ug/L | 50.0 | 50.0 | 1 | | 01/07/22 00:54 | | N2 |
| Aliphatic(C09-C12) Adjusted | ND | ug/L | 50.0 | 50.0 | 1 | | 01/07/22 00:54 | | N2 |
| Aromatic (C09-C10) | ND | ug/L | 50.0 | 50.0 | 1 | | 01/07/22 00:54 | | N2 |
| ***Surrogates*** | | | | | | | | | |
| 4-Bromofluorobenzene (FID) (S) | 96 | % | 70-130 | | 1 | | 01/07/22 00:54 | 460-00-4 | |
| 4-Bromofluorobenzene (PID) (S) | 79 | % | 70-130 | | 1 | | 01/07/22 00:54 | 460-00-4 | |
| **6200B MSV** | Analytical Method: SM 6200B<br>Pace Analytical Services - Charlotte | | | | | | | | |
| Benzene | ND | ug/L | 0.50 | 0.34 | 1 | | 01/05/22 12:16 | 71-43-2 | |
| Bromobenzene | ND | ug/L | 0.50 | 0.29 | 1 | | 01/05/22 12:16 | 108-86-1 | |
| Bromochloromethane | ND | ug/L | 0.50 | 0.47 | 1 | | 01/05/22 12:16 | 74-97-5 | |
| Bromodichloromethane | ND | ug/L | 0.50 | 0.31 | 1 | | 01/05/22 12:16 | 75-27-4 | |
| Bromoform | ND | ug/L | 0.50 | 0.34 | 1 | | 01/05/22 12:16 | 75-25-2 | |
| Bromomethane | ND | ug/L | 5.0 | 1.7 | 1 | | 01/05/22 12:16 | 74-83-9 | |
| n-Butylbenzene | ND | ug/L | 0.50 | 0.49 | 1 | | 01/05/22 12:16 | 104-51-8 | |
| sec-Butylbenzene | ND | ug/L | 0.50 | 0.40 | 1 | | 01/05/22 12:16 | 135-98-8 | |
| tert-Butylbenzene | ND | ug/L | 0.50 | 0.32 | 1 | | 01/05/22 12:16 | 98-06-6 | |
| Carbon tetrachloride | ND | ug/L | 0.50 | 0.33 | 1 | | 01/05/22 12:16 | 56-23-5 | |
| Chlorobenzene | ND | ug/L | 0.50 | 0.28 | 1 | | 01/05/22 12:16 | 108-90-7 | |
| Chloroethane | ND | ug/L | 1.0 | 0.65 | 1 | | 01/05/22 12:16 | 75-00-3 | |
| Chloroform | ND | ug/L | 0.50 | 0.35 | 1 | | 01/05/22 12:16 | 67-66-3 | |
| Chloromethane | ND | ug/L | 1.0 | 0.54 | 1 | | 01/05/22 12:16 | 74-87-3 | |
| 2-Chlorotoluene | ND | ug/L | 0.50 | 0.32 | 1 | | 01/05/22 12:16 | 95-49-8 | |
| 4-Chlorotoluene | ND | ug/L | 0.50 | 0.32 | 1 | | 01/05/22 12:16 | 106-43-4 | |
| 1,2-Dibromo-3-chloropropane | ND | ug/L | 1.0 | 0.34 | 1 | | 01/05/22 12:16 | 96-12-8 | |
| Dibromochloromethane | ND | ug/L | 0.50 | 0.36 | 1 | | 01/05/22 12:16 | 124-48-1 | |
| 1,2-Dibromoethane (EDB) | ND | ug/L | 0.50 | 0.27 | 1 | | 01/05/22 12:16 | 106-93-4 | |
| Dibromomethane | ND | ug/L | 0.50 | 0.39 | 1 | | 01/05/22 12:16 | 74-95-3 | |
| 1,2-Dichlorobenzene | ND | ug/L | 0.50 | 0.34 | 1 | | 01/05/22 12:16 | 95-50-1 | |
| 1,3-Dichlorobenzene | ND | ug/L | 0.50 | 0.34 | 1 | | 01/05/22 12:16 | 541-73-1 | |
| 1,4-Dichlorobenzene | ND | ug/L | 0.50 | 0.33 | 1 | | 01/05/22 12:16 | 106-46-7 | |
| Dichlorodifluoromethane | ND | ug/L | 0.50 | 0.35 | 1 | | 01/05/22 12:16 | 75-71-8 | |
| 1,1-Dichloroethane | ND | ug/L | 0.50 | 0.37 | 1 | | 01/05/22 12:16 | 75-34-3 | |
| 1,2-Dichloroethane | ND | ug/L | 0.50 | 0.32 | 1 | | 01/05/22 12:16 | 107-06-2 | |
| 1,1-Dichloroethene | ND | ug/L | 0.50 | 0.35 | 1 | | 01/05/22 12:16 | 75-35-4 | |
| cis-1,2-Dichloroethene | ND | ug/L | 0.50 | 0.38 | 1 | | 01/05/22 12:16 | 156-59-2 | |
| trans-1,2-Dichloroethene | ND | ug/L | 0.50 | 0.40 | 1 | | 01/05/22 12:16 | 156-60-5 | |
| 1,2-Dichloropropane | ND | ug/L | 0.50 | 0.36 | 1 | | 01/05/22 12:16 | 78-87-5 | |
| 1,3-Dichloropropane | ND | ug/L | 0.50 | 0.28 | 1 | | 01/05/22 12:16 | 142-28-9 | |
| 2,2-Dichloropropane | ND | ug/L | 0.50 | 0.39 | 1 | | 01/05/22 12:16 | 594-20-7 | |
| 1,1-Dichloropropene | ND | ug/L | 0.50 | 0.43 | 1 | | 01/05/22 12:16 | 563-58-6 | |
| cis-1,3-Dichloropropene | ND | ug/L | 0.50 | 0.36 | 1 | | 01/05/22 12:16 | 10061-01-5 | |
| trans-1,3-Dichloropropene | ND | ug/L | 0.50 | 0.36 | 1 | | 01/05/22 12:16 | 10061-02-6 | |

## REPORT OF LABORATORY ANALYSIS

This report shall not be reproduced, except in full,
without the written consent of Pace Analytical Services, LLC.

**Pace Analytical Services, LLC**
9800 Kincey Ave. Suite 100
Huntersville, NC 28078
(704)875-9092

## ANALYTICAL RESULTS

Project: CPC HUNTERSVILLE
Pace Project No.: 92580903

**Sample: MW-79** **Lab ID: 92580903009** Collected: 01/04/22 15:05 Received: 01/04/22 17:40 Matrix: Water

| Parameters | Results | Units | Report Limit | MDL | DF | Prepared | Analyzed | CAS No. | Qual |
|---|---|---|---|---|---|---|---|---|---|
| **6200B MSV** | Analytical Method: SM 6200B<br>Pace Analytical Services - Charlotte | | | | | | | | |
| Diisopropyl ether | ND | ug/L | 0.50 | 0.31 | 1 | | 01/05/22 12:16 | 108-20-3 | |
| Ethylbenzene | ND | ug/L | 0.50 | 0.30 | 1 | | 01/05/22 12:16 | 100-41-4 | |
| Hexachloro-1,3-butadiene | ND | ug/L | 2.0 | 1.5 | 1 | | 01/05/22 12:16 | 87-68-3 | |
| Isopropylbenzene (Cumene) | ND | ug/L | 0.50 | 0.33 | 1 | | 01/05/22 12:16 | 98-82-8 | |
| Methylene Chloride | ND | ug/L | 2.0 | 2.0 | 1 | | 01/05/22 12:16 | 75-09-2 | |
| Methyl-tert-butyl ether | ND | ug/L | 0.50 | 0.42 | 1 | | 01/05/22 12:16 | 1634-04-4 | |
| Naphthalene | ND | ug/L | 2.0 | 0.64 | 1 | | 01/05/22 12:16 | 91-20-3 | |
| n-Propylbenzene | ND | ug/L | 0.50 | 0.34 | 1 | | 01/05/22 12:16 | 103-65-1 | |
| Styrene | ND | ug/L | 0.50 | 0.29 | 1 | | 01/05/22 12:16 | 100-42-5 | |
| 1,1,1,2-Tetrachloroethane | ND | ug/L | 0.50 | 0.31 | 1 | | 01/05/22 12:16 | 630-20-6 | |
| 1,1,2,2-Tetrachloroethane | ND | ug/L | 0.50 | 0.22 | 1 | | 01/05/22 12:16 | 79-34-5 | |
| Tetrachloroethene | ND | ug/L | 0.50 | 0.29 | 1 | | 01/05/22 12:16 | 127-18-4 | |
| Toluene | ND | ug/L | 0.50 | 0.48 | 1 | | 01/05/22 12:16 | 108-88-3 | |
| 1,2,3-Trichlorobenzene | ND | ug/L | 2.0 | 0.81 | 1 | | 01/05/22 12:16 | 87-61-6 | |
| 1,2,4-Trichlorobenzene | ND | ug/L | 2.0 | 0.64 | 1 | | 01/05/22 12:16 | 120-82-1 | |
| 1,1,1-Trichloroethane | ND | ug/L | 0.50 | 0.33 | 1 | | 01/05/22 12:16 | 71-55-6 | |
| 1,1,2-Trichloroethane | ND | ug/L | 0.50 | 0.32 | 1 | | 01/05/22 12:16 | 79-00-5 | |
| Trichloroethene | ND | ug/L | 0.50 | 0.38 | 1 | | 01/05/22 12:16 | 79-01-6 | |
| Trichlorofluoromethane | ND | ug/L | 1.0 | 0.30 | 1 | | 01/05/22 12:16 | 75-69-4 | |
| 1,2,3-Trichloropropane | ND | ug/L | 0.50 | 0.26 | 1 | | 01/05/22 12:16 | 96-18-4 | |
| 1,2,4-Trimethylbenzene | ND | ug/L | 0.50 | 0.50 | 1 | | 01/05/22 12:16 | 95-63-6 | |
| 1,3,5-Trimethylbenzene | ND | ug/L | 0.50 | 0.33 | 1 | | 01/05/22 12:16 | 108-67-8 | |
| Vinyl chloride | ND | ug/L | 1.0 | 0.39 | 1 | | 01/05/22 12:16 | 75-01-4 | |
| m&p-Xylene | ND | ug/L | 1.0 | 0.71 | 1 | | 01/05/22 12:16 | 179601-23-1 | |
| o-Xylene | ND | ug/L | 0.50 | 0.34 | 1 | | 01/05/22 12:16 | 95-47-6 | |
| ***Surrogates*** | | | | | | | | | |
| 1,2-Dichloroethane-d4 (S) | 90 | % | 70-130 | | 1 | | 01/05/22 12:16 | 17060-07-0 | |
| 4-Bromofluorobenzene (S) | 96 | % | 70-130 | | 1 | | 01/05/22 12:16 | 460-00-4 | |
| Toluene-d8 (S) | 103 | % | 70-130 | | 1 | | 01/05/22 12:16 | 2037-26-5 | |

## REPORT OF LABORATORY ANALYSIS

This report shall not be reproduced, except in full,
without the written consent of Pace Analytical Services, LLC.

**Pace Analytical Services, LLC**
9800 Kincey Ave. Suite 100
Huntersville, NC 28078
(704)875-9092

## ANALYTICAL RESULTS

Project: CPC HUNTERSVILLE
Pace Project No.: 92580903

**Sample: MW-83** **Lab ID: 92580903010** Collected: 01/04/22 14:55 Received: 01/04/22 17:40 Matrix: Water

| Parameters | Results | Units | Report Limit | MDL | DF | Prepared | Analyzed | CAS No. | Qual |
|---|---|---|---|---|---|---|---|---|---|
| **VPH NC Water** | Analytical Method: MADEP VPH<br>Pace Analytical Services - Charlotte | | | | | | | | |
| Total VPH (C5-C12) | ND | ug/L | 50.0 | 50.0 | 1 | | 01/07/22 01:22 | | N2 |
| Aliphatic (C05-C08) | ND | ug/L | 50.0 | 50.0 | 1 | | 01/07/22 01:22 | | N2 |
| Aliphatic(C09-C12) Adjusted | ND | ug/L | 50.0 | 50.0 | 1 | | 01/07/22 01:22 | | N2 |
| Aromatic (C09-C10) | ND | ug/L | 50.0 | 50.0 | 1 | | 01/07/22 01:22 | | N2 |
| ***Surrogates*** | | | | | | | | | |
| 4-Bromofluorobenzene (FID) (S) | 96 | % | 70-130 | | 1 | | 01/07/22 01:22 | 460-00-4 | |
| 4-Bromofluorobenzene (PID) (S) | 78 | % | 70-130 | | 1 | | 01/07/22 01:22 | 460-00-4 | |
| **6200B MSV** | Analytical Method: SM 6200B<br>Pace Analytical Services - Charlotte | | | | | | | | |
| Benzene | ND | ug/L | 0.50 | 0.34 | 1 | | 01/05/22 12:34 | 71-43-2 | |
| Bromobenzene | ND | ug/L | 0.50 | 0.29 | 1 | | 01/05/22 12:34 | 108-86-1 | |
| Bromochloromethane | ND | ug/L | 0.50 | 0.47 | 1 | | 01/05/22 12:34 | 74-97-5 | |
| Bromodichloromethane | ND | ug/L | 0.50 | 0.31 | 1 | | 01/05/22 12:34 | 75-27-4 | |
| Bromoform | ND | ug/L | 0.50 | 0.34 | 1 | | 01/05/22 12:34 | 75-25-2 | |
| Bromomethane | ND | ug/L | 5.0 | 1.7 | 1 | | 01/05/22 12:34 | 74-83-9 | |
| n-Butylbenzene | ND | ug/L | 0.50 | 0.49 | 1 | | 01/05/22 12:34 | 104-51-8 | |
| sec-Butylbenzene | ND | ug/L | 0.50 | 0.40 | 1 | | 01/05/22 12:34 | 135-98-8 | |
| tert-Butylbenzene | ND | ug/L | 0.50 | 0.32 | 1 | | 01/05/22 12:34 | 98-06-6 | |
| Carbon tetrachloride | ND | ug/L | 0.50 | 0.33 | 1 | | 01/05/22 12:34 | 56-23-5 | |
| Chlorobenzene | ND | ug/L | 0.50 | 0.28 | 1 | | 01/05/22 12:34 | 108-90-7 | |
| Chloroethane | ND | ug/L | 1.0 | 0.65 | 1 | | 01/05/22 12:34 | 75-00-3 | |
| Chloroform | ND | ug/L | 0.50 | 0.35 | 1 | | 01/05/22 12:34 | 67-66-3 | |
| Chloromethane | ND | ug/L | 1.0 | 0.54 | 1 | | 01/05/22 12:34 | 74-87-3 | |
| 2-Chlorotoluene | ND | ug/L | 0.50 | 0.32 | 1 | | 01/05/22 12:34 | 95-49-8 | |
| 4-Chlorotoluene | ND | ug/L | 0.50 | 0.32 | 1 | | 01/05/22 12:34 | 106-43-4 | |
| 1,2-Dibromo-3-chloropropane | ND | ug/L | 1.0 | 0.34 | 1 | | 01/05/22 12:34 | 96-12-8 | |
| Dibromochloromethane | ND | ug/L | 0.50 | 0.36 | 1 | | 01/05/22 12:34 | 124-48-1 | |
| 1,2-Dibromoethane (EDB) | ND | ug/L | 0.50 | 0.27 | 1 | | 01/05/22 12:34 | 106-93-4 | |
| Dibromomethane | ND | ug/L | 0.50 | 0.39 | 1 | | 01/05/22 12:34 | 74-95-3 | |
| 1,2-Dichlorobenzene | ND | ug/L | 0.50 | 0.34 | 1 | | 01/05/22 12:34 | 95-50-1 | |
| 1,3-Dichlorobenzene | ND | ug/L | 0.50 | 0.34 | 1 | | 01/05/22 12:34 | 541-73-1 | |
| 1,4-Dichlorobenzene | ND | ug/L | 0.50 | 0.33 | 1 | | 01/05/22 12:34 | 106-46-7 | |
| Dichlorodifluoromethane | ND | ug/L | 0.50 | 0.35 | 1 | | 01/05/22 12:34 | 75-71-8 | |
| 1,1-Dichloroethane | ND | ug/L | 0.50 | 0.37 | 1 | | 01/05/22 12:34 | 75-34-3 | |
| 1,2-Dichloroethane | ND | ug/L | 0.50 | 0.32 | 1 | | 01/05/22 12:34 | 107-06-2 | |
| 1,1-Dichloroethene | ND | ug/L | 0.50 | 0.35 | 1 | | 01/05/22 12:34 | 75-35-4 | |
| cis-1,2-Dichloroethene | ND | ug/L | 0.50 | 0.38 | 1 | | 01/05/22 12:34 | 156-59-2 | |
| trans-1,2-Dichloroethene | ND | ug/L | 0.50 | 0.40 | 1 | | 01/05/22 12:34 | 156-60-5 | |
| 1,2-Dichloropropane | ND | ug/L | 0.50 | 0.36 | 1 | | 01/05/22 12:34 | 78-87-5 | |
| 1,3-Dichloropropane | ND | ug/L | 0.50 | 0.28 | 1 | | 01/05/22 12:34 | 142-28-9 | |
| 2,2-Dichloropropane | ND | ug/L | 0.50 | 0.39 | 1 | | 01/05/22 12:34 | 594-20-7 | |
| 1,1-Dichloropropene | ND | ug/L | 0.50 | 0.43 | 1 | | 01/05/22 12:34 | 563-58-6 | |
| cis-1,3-Dichloropropene | ND | ug/L | 0.50 | 0.36 | 1 | | 01/05/22 12:34 | 10061-01-5 | |
| trans-1,3-Dichloropropene | ND | ug/L | 0.50 | 0.36 | 1 | | 01/05/22 12:34 | 10061-02-6 | |

## REPORT OF LABORATORY ANALYSIS

This report shall not be reproduced, except in full,
without the written consent of Pace Analytical Services, LLC.

**Pace Analytical Services, LLC**
9800 Kincey Ave. Suite 100
Huntersville, NC 28078
(704)875-9092

## ANALYTICAL RESULTS

Project: CPC HUNTERSVILLE
Pace Project No.: 92580903

**Sample: MW-83** **Lab ID: 92580903010** Collected: 01/04/22 14:55 Received: 01/04/22 17:40 Matrix: Water

| Parameters | Results | Units | Report Limit | MDL | DF | Prepared | Analyzed | CAS No. | Qual |
|---|---|---|---|---|---|---|---|---|---|
| **6200B MSV** | Analytical Method: SM 6200B<br>Pace Analytical Services - Charlotte | | | | | | | | |
| Diisopropyl ether | ND | ug/L | 0.50 | 0.31 | 1 | | 01/05/22 12:34 | 108-20-3 | |
| Ethylbenzene | ND | ug/L | 0.50 | 0.30 | 1 | | 01/05/22 12:34 | 100-41-4 | |
| Hexachloro-1,3-butadiene | ND | ug/L | 2.0 | 1.5 | 1 | | 01/05/22 12:34 | 87-68-3 | |
| Isopropylbenzene (Cumene) | ND | ug/L | 0.50 | 0.33 | 1 | | 01/05/22 12:34 | 98-82-8 | |
| Methylene Chloride | ND | ug/L | 2.0 | 2.0 | 1 | | 01/05/22 12:34 | 75-09-2 | |
| Methyl-tert-butyl ether | ND | ug/L | 0.50 | 0.42 | 1 | | 01/05/22 12:34 | 1634-04-4 | |
| Naphthalene | ND | ug/L | 2.0 | 0.64 | 1 | | 01/05/22 12:34 | 91-20-3 | |
| n-Propylbenzene | ND | ug/L | 0.50 | 0.34 | 1 | | 01/05/22 12:34 | 103-65-1 | |
| Styrene | ND | ug/L | 0.50 | 0.29 | 1 | | 01/05/22 12:34 | 100-42-5 | |
| 1,1,1,2-Tetrachloroethane | ND | ug/L | 0.50 | 0.31 | 1 | | 01/05/22 12:34 | 630-20-6 | |
| 1,1,2,2-Tetrachloroethane | ND | ug/L | 0.50 | 0.22 | 1 | | 01/05/22 12:34 | 79-34-5 | |
| Tetrachloroethene | ND | ug/L | 0.50 | 0.29 | 1 | | 01/05/22 12:34 | 127-18-4 | |
| Toluene | ND | ug/L | 0.50 | 0.48 | 1 | | 01/05/22 12:34 | 108-88-3 | |
| 1,2,3-Trichlorobenzene | ND | ug/L | 2.0 | 0.81 | 1 | | 01/05/22 12:34 | 87-61-6 | |
| 1,2,4-Trichlorobenzene | ND | ug/L | 2.0 | 0.64 | 1 | | 01/05/22 12:34 | 120-82-1 | |
| 1,1,1-Trichloroethane | ND | ug/L | 0.50 | 0.33 | 1 | | 01/05/22 12:34 | 71-55-6 | |
| 1,1,2-Trichloroethane | ND | ug/L | 0.50 | 0.32 | 1 | | 01/05/22 12:34 | 79-00-5 | |
| Trichloroethene | ND | ug/L | 0.50 | 0.38 | 1 | | 01/05/22 12:34 | 79-01-6 | |
| Trichlorofluoromethane | ND | ug/L | 1.0 | 0.30 | 1 | | 01/05/22 12:34 | 75-69-4 | |
| 1,2,3-Trichloropropane | ND | ug/L | 0.50 | 0.26 | 1 | | 01/05/22 12:34 | 96-18-4 | |
| 1,2,4-Trimethylbenzene | ND | ug/L | 0.50 | 0.50 | 1 | | 01/05/22 12:34 | 95-63-6 | |
| 1,3,5-Trimethylbenzene | ND | ug/L | 0.50 | 0.33 | 1 | | 01/05/22 12:34 | 108-67-8 | |
| Vinyl chloride | ND | ug/L | 1.0 | 0.39 | 1 | | 01/05/22 12:34 | 75-01-4 | |
| m&p-Xylene | ND | ug/L | 1.0 | 0.71 | 1 | | 01/05/22 12:34 | 179601-23-1 | |
| o-Xylene | ND | ug/L | 0.50 | 0.34 | 1 | | 01/05/22 12:34 | 95-47-6 | |
| ***Surrogates*** | | | | | | | | | |
| 1,2-Dichloroethane-d4 (S) | 91 | % | 70-130 | | 1 | | 01/05/22 12:34 | 17060-07-0 | |
| 4-Bromofluorobenzene (S) | 96 | % | 70-130 | | 1 | | 01/05/22 12:34 | 460-00-4 | |
| Toluene-d8 (S) | 101 | % | 70-130 | | 1 | | 01/05/22 12:34 | 2037-26-5 | |

## REPORT OF LABORATORY ANALYSIS

This report shall not be reproduced, except in full,
without the written consent of Pace Analytical Services, LLC.

**Pace Analytical Services, LLC**
9800 Kincey Ave. Suite 100
Huntersville, NC 28078
(704)875-9092

## ANALYTICAL RESULTS

Project: CPC HUNTERSVILLE
Pace Project No.: 92580903

**Sample: MW-77** **Lab ID: 92580903011** Collected: 01/04/22 16:30 Received: 01/04/22 17:40 Matrix: Water

| Parameters | Results | Units | Report Limit | MDL | DF | Prepared | Analyzed | CAS No. | Qual |
|---|---|---|---|---|---|---|---|---|---|
| **VPH NC Water** | Analytical Method: MADEP VPH<br>Pace Analytical Services - Charlotte | | | | | | | | |
| Total VPH (C5-C12) | ND | ug/L | 50.0 | 50.0 | 1 | | 01/07/22 01:50 | | N2 |
| Aliphatic (C05-C08) | ND | ug/L | 50.0 | 50.0 | 1 | | 01/07/22 01:50 | | N2 |
| Aliphatic(C09-C12) Adjusted | ND | ug/L | 50.0 | 50.0 | 1 | | 01/07/22 01:50 | | N2 |
| Aromatic (C09-C10) | ND | ug/L | 50.0 | 50.0 | 1 | | 01/07/22 01:50 | | N2 |
| ***Surrogates*** | | | | | | | | | |
| 4-Bromofluorobenzene (FID) (S) | 96 | % | 70-130 | | 1 | | 01/07/22 01:50 | 460-00-4 | |
| 4-Bromofluorobenzene (PID) (S) | 79 | % | 70-130 | | 1 | | 01/07/22 01:50 | 460-00-4 | |
| **6200B MSV** | Analytical Method: SM 6200B<br>Pace Analytical Services - Charlotte | | | | | | | | |
| Benzene | ND | ug/L | 0.50 | 0.34 | 1 | | 01/05/22 12:52 | 71-43-2 | |
| Bromobenzene | ND | ug/L | 0.50 | 0.29 | 1 | | 01/05/22 12:52 | 108-86-1 | |
| Bromochloromethane | ND | ug/L | 0.50 | 0.47 | 1 | | 01/05/22 12:52 | 74-97-5 | |
| Bromodichloromethane | ND | ug/L | 0.50 | 0.31 | 1 | | 01/05/22 12:52 | 75-27-4 | |
| Bromoform | ND | ug/L | 0.50 | 0.34 | 1 | | 01/05/22 12:52 | 75-25-2 | |
| Bromomethane | ND | ug/L | 5.0 | 1.7 | 1 | | 01/05/22 12:52 | 74-83-9 | |
| n-Butylbenzene | ND | ug/L | 0.50 | 0.49 | 1 | | 01/05/22 12:52 | 104-51-8 | |
| sec-Butylbenzene | ND | ug/L | 0.50 | 0.40 | 1 | | 01/05/22 12:52 | 135-98-8 | |
| tert-Butylbenzene | ND | ug/L | 0.50 | 0.32 | 1 | | 01/05/22 12:52 | 98-06-6 | |
| Carbon tetrachloride | ND | ug/L | 0.50 | 0.33 | 1 | | 01/05/22 12:52 | 56-23-5 | |
| Chlorobenzene | ND | ug/L | 0.50 | 0.28 | 1 | | 01/05/22 12:52 | 108-90-7 | |
| Chloroethane | ND | ug/L | 1.0 | 0.65 | 1 | | 01/05/22 12:52 | 75-00-3 | |
| Chloroform | ND | ug/L | 0.50 | 0.35 | 1 | | 01/05/22 12:52 | 67-66-3 | |
| Chloromethane | ND | ug/L | 1.0 | 0.54 | 1 | | 01/05/22 12:52 | 74-87-3 | |
| 2-Chlorotoluene | ND | ug/L | 0.50 | 0.32 | 1 | | 01/05/22 12:52 | 95-49-8 | |
| 4-Chlorotoluene | ND | ug/L | 0.50 | 0.32 | 1 | | 01/05/22 12:52 | 106-43-4 | |
| 1,2-Dibromo-3-chloropropane | ND | ug/L | 1.0 | 0.34 | 1 | | 01/05/22 12:52 | 96-12-8 | |
| Dibromochloromethane | ND | ug/L | 0.50 | 0.36 | 1 | | 01/05/22 12:52 | 124-48-1 | |
| 1,2-Dibromoethane (EDB) | ND | ug/L | 0.50 | 0.27 | 1 | | 01/05/22 12:52 | 106-93-4 | |
| Dibromomethane | ND | ug/L | 0.50 | 0.39 | 1 | | 01/05/22 12:52 | 74-95-3 | |
| 1,2-Dichlorobenzene | ND | ug/L | 0.50 | 0.34 | 1 | | 01/05/22 12:52 | 95-50-1 | |
| 1,3-Dichlorobenzene | ND | ug/L | 0.50 | 0.34 | 1 | | 01/05/22 12:52 | 541-73-1 | |
| 1,4-Dichlorobenzene | ND | ug/L | 0.50 | 0.33 | 1 | | 01/05/22 12:52 | 106-46-7 | |
| Dichlorodifluoromethane | ND | ug/L | 0.50 | 0.35 | 1 | | 01/05/22 12:52 | 75-71-8 | |
| 1,1-Dichloroethane | ND | ug/L | 0.50 | 0.37 | 1 | | 01/05/22 12:52 | 75-34-3 | |
| 1,2-Dichloroethane | ND | ug/L | 0.50 | 0.32 | 1 | | 01/05/22 12:52 | 107-06-2 | |
| 1,1-Dichloroethene | ND | ug/L | 0.50 | 0.35 | 1 | | 01/05/22 12:52 | 75-35-4 | |
| cis-1,2-Dichloroethene | ND | ug/L | 0.50 | 0.38 | 1 | | 01/05/22 12:52 | 156-59-2 | |
| trans-1,2-Dichloroethene | ND | ug/L | 0.50 | 0.40 | 1 | | 01/05/22 12:52 | 156-60-5 | |
| 1,2-Dichloropropane | ND | ug/L | 0.50 | 0.36 | 1 | | 01/05/22 12:52 | 78-87-5 | |
| 1,3-Dichloropropane | ND | ug/L | 0.50 | 0.28 | 1 | | 01/05/22 12:52 | 142-28-9 | |
| 2,2-Dichloropropane | ND | ug/L | 0.50 | 0.39 | 1 | | 01/05/22 12:52 | 594-20-7 | |
| 1,1-Dichloropropene | ND | ug/L | 0.50 | 0.43 | 1 | | 01/05/22 12:52 | 563-58-6 | |
| cis-1,3-Dichloropropene | ND | ug/L | 0.50 | 0.36 | 1 | | 01/05/22 12:52 | 10061-01-5 | |
| trans-1,3-Dichloropropene | ND | ug/L | 0.50 | 0.36 | 1 | | 01/05/22 12:52 | 10061-02-6 | |

## REPORT OF LABORATORY ANALYSIS

This report shall not be reproduced, except in full,
without the written consent of Pace Analytical Services, LLC.

**Pace Analytical Services, LLC**
9800 Kincey Ave. Suite 100
Huntersville, NC 28078
(704)875-9092

## ANALYTICAL RESULTS

Project: CPC HUNTERSVILLE
Pace Project No.: 92580903

**Sample: MW-77** **Lab ID: 92580903011** Collected: 01/04/22 16:30 Received: 01/04/22 17:40 Matrix: Water

| Parameters | Results | Units | Report Limit | MDL | DF | Prepared | Analyzed | CAS No. | Qual |
|---|---|---|---|---|---|---|---|---|---|
| **6200B MSV** | Analytical Method: SM 6200B<br>Pace Analytical Services - Charlotte | | | | | | | | |
| Diisopropyl ether | ND | ug/L | 0.50 | 0.31 | 1 | | 01/05/22 12:52 | 108-20-3 | |
| Ethylbenzene | ND | ug/L | 0.50 | 0.30 | 1 | | 01/05/22 12:52 | 100-41-4 | |
| Hexachloro-1,3-butadiene | ND | ug/L | 2.0 | 1.5 | 1 | | 01/05/22 12:52 | 87-68-3 | |
| Isopropylbenzene (Cumene) | ND | ug/L | 0.50 | 0.33 | 1 | | 01/05/22 12:52 | 98-82-8 | |
| Methylene Chloride | ND | ug/L | 2.0 | 2.0 | 1 | | 01/05/22 12:52 | 75-09-2 | |
| Methyl-tert-butyl ether | ND | ug/L | 0.50 | 0.42 | 1 | | 01/05/22 12:52 | 1634-04-4 | |
| Naphthalene | ND | ug/L | 2.0 | 0.64 | 1 | | 01/05/22 12:52 | 91-20-3 | |
| n-Propylbenzene | ND | ug/L | 0.50 | 0.34 | 1 | | 01/05/22 12:52 | 103-65-1 | |
| Styrene | ND | ug/L | 0.50 | 0.29 | 1 | | 01/05/22 12:52 | 100-42-5 | |
| 1,1,1,2-Tetrachloroethane | ND | ug/L | 0.50 | 0.31 | 1 | | 01/05/22 12:52 | 630-20-6 | |
| 1,1,2,2-Tetrachloroethane | ND | ug/L | 0.50 | 0.22 | 1 | | 01/05/22 12:52 | 79-34-5 | |
| Tetrachloroethene | ND | ug/L | 0.50 | 0.29 | 1 | | 01/05/22 12:52 | 127-18-4 | |
| Toluene | ND | ug/L | 0.50 | 0.48 | 1 | | 01/05/22 12:52 | 108-88-3 | |
| 1,2,3-Trichlorobenzene | ND | ug/L | 2.0 | 0.81 | 1 | | 01/05/22 12:52 | 87-61-6 | |
| 1,2,4-Trichlorobenzene | ND | ug/L | 2.0 | 0.64 | 1 | | 01/05/22 12:52 | 120-82-1 | |
| 1,1,1-Trichloroethane | ND | ug/L | 0.50 | 0.33 | 1 | | 01/05/22 12:52 | 71-55-6 | |
| 1,1,2-Trichloroethane | ND | ug/L | 0.50 | 0.32 | 1 | | 01/05/22 12:52 | 79-00-5 | |
| Trichloroethene | ND | ug/L | 0.50 | 0.38 | 1 | | 01/05/22 12:52 | 79-01-6 | |
| Trichlorofluoromethane | ND | ug/L | 1.0 | 0.30 | 1 | | 01/05/22 12:52 | 75-69-4 | |
| 1,2,3-Trichloropropane | ND | ug/L | 0.50 | 0.26 | 1 | | 01/05/22 12:52 | 96-18-4 | |
| 1,2,4-Trimethylbenzene | ND | ug/L | 0.50 | 0.50 | 1 | | 01/05/22 12:52 | 95-63-6 | |
| 1,3,5-Trimethylbenzene | ND | ug/L | 0.50 | 0.33 | 1 | | 01/05/22 12:52 | 108-67-8 | |
| Vinyl chloride | ND | ug/L | 1.0 | 0.39 | 1 | | 01/05/22 12:52 | 75-01-4 | |
| m&p-Xylene | ND | ug/L | 1.0 | 0.71 | 1 | | 01/05/22 12:52 | 179601-23-1 | |
| o-Xylene | ND | ug/L | 0.50 | 0.34 | 1 | | 01/05/22 12:52 | 95-47-6 | |
| ***Surrogates*** | | | | | | | | | |
| 1,2-Dichloroethane-d4 (S) | 92 | % | 70-130 | | 1 | | 01/05/22 12:52 | 17060-07-0 | |
| 4-Bromofluorobenzene (S) | 97 | % | 70-130 | | 1 | | 01/05/22 12:52 | 460-00-4 | |
| Toluene-d8 (S) | 103 | % | 70-130 | | 1 | | 01/05/22 12:52 | 2037-26-5 | |

## REPORT OF LABORATORY ANALYSIS

This report shall not be reproduced, except in full,
without the written consent of Pace Analytical Services, LLC.

**Pace Analytical Services, LLC**
9800 Kincey Ave. Suite 100
Huntersville, NC 28078
(704)875-9092

## ANALYTICAL RESULTS

Project: CPC HUNTERSVILLE
Pace Project No.: 92580903

**Sample: EB-1-20220104** **Lab ID: 92580903012** Collected: 01/04/22 08:30 Received: 01/04/22 17:40 Matrix: Water

| Parameters | Results | Units | Report Limit | MDL | DF | Prepared | Analyzed | CAS No. | Qual |
|---|---|---|---|---|---|---|---|---|---|
| **VPH NC Water** | Analytical Method: MADEP VPH<br>Pace Analytical Services - Charlotte | | | | | | | | |
| Total VPH (C5-C12) | ND | ug/L | 50.0 | 50.0 | 1 | | 01/07/22 02:18 | | N2 |
| Aliphatic (C05-C08) | ND | ug/L | 50.0 | 50.0 | 1 | | 01/07/22 02:18 | | N2 |
| Aliphatic(C09-C12) Adjusted | ND | ug/L | 50.0 | 50.0 | 1 | | 01/07/22 02:18 | | N2 |
| Aromatic (C09-C10) | ND | ug/L | 50.0 | 50.0 | 1 | | 01/07/22 02:18 | | N2 |
| ***Surrogates*** | | | | | | | | | |
| 4-Bromofluorobenzene (FID) (S) | 96 | % | 70-130 | | 1 | | 01/07/22 02:18 | 460-00-4 | |
| 4-Bromofluorobenzene (PID) (S) | 79 | % | 70-130 | | 1 | | 01/07/22 02:18 | 460-00-4 | |
| **6200B MSV** | Analytical Method: SM 6200B<br>Pace Analytical Services - Charlotte | | | | | | | | |
| Benzene | ND | ug/L | 0.50 | 0.34 | 1 | | 01/05/22 13:52 | 71-43-2 | |
| Bromobenzene | ND | ug/L | 0.50 | 0.29 | 1 | | 01/05/22 13:52 | 108-86-1 | |
| Bromochloromethane | ND | ug/L | 0.50 | 0.47 | 1 | | 01/05/22 13:52 | 74-97-5 | |
| Bromodichloromethane | ND | ug/L | 0.50 | 0.31 | 1 | | 01/05/22 13:52 | 75-27-4 | |
| Bromoform | ND | ug/L | 0.50 | 0.34 | 1 | | 01/05/22 13:52 | 75-25-2 | |
| Bromomethane | ND | ug/L | 5.0 | 1.7 | 1 | | 01/05/22 13:52 | 74-83-9 | |
| n-Butylbenzene | ND | ug/L | 0.50 | 0.49 | 1 | | 01/05/22 13:52 | 104-51-8 | |
| sec-Butylbenzene | ND | ug/L | 0.50 | 0.40 | 1 | | 01/05/22 13:52 | 135-98-8 | |
| tert-Butylbenzene | ND | ug/L | 0.50 | 0.32 | 1 | | 01/05/22 13:52 | 98-06-6 | |
| Carbon tetrachloride | ND | ug/L | 0.50 | 0.33 | 1 | | 01/05/22 13:52 | 56-23-5 | |
| Chlorobenzene | ND | ug/L | 0.50 | 0.28 | 1 | | 01/05/22 13:52 | 108-90-7 | |
| Chloroethane | ND | ug/L | 1.0 | 0.65 | 1 | | 01/05/22 13:52 | 75-00-3 | |
| Chloroform | ND | ug/L | 0.50 | 0.35 | 1 | | 01/05/22 13:52 | 67-66-3 | |
| Chloromethane | ND | ug/L | 1.0 | 0.54 | 1 | | 01/05/22 13:52 | 74-87-3 | |
| 2-Chlorotoluene | ND | ug/L | 0.50 | 0.32 | 1 | | 01/05/22 13:52 | 95-49-8 | |
| 4-Chlorotoluene | ND | ug/L | 0.50 | 0.32 | 1 | | 01/05/22 13:52 | 106-43-4 | |
| 1,2-Dibromo-3-chloropropane | ND | ug/L | 1.0 | 0.34 | 1 | | 01/05/22 13:52 | 96-12-8 | |
| Dibromochloromethane | ND | ug/L | 0.50 | 0.36 | 1 | | 01/05/22 13:52 | 124-48-1 | |
| 1,2-Dibromoethane (EDB) | ND | ug/L | 0.50 | 0.27 | 1 | | 01/05/22 13:52 | 106-93-4 | |
| Dibromomethane | ND | ug/L | 0.50 | 0.39 | 1 | | 01/05/22 13:52 | 74-95-3 | |
| 1,2-Dichlorobenzene | ND | ug/L | 0.50 | 0.34 | 1 | | 01/05/22 13:52 | 95-50-1 | |
| 1,3-Dichlorobenzene | ND | ug/L | 0.50 | 0.34 | 1 | | 01/05/22 13:52 | 541-73-1 | |
| 1,4-Dichlorobenzene | ND | ug/L | 0.50 | 0.33 | 1 | | 01/05/22 13:52 | 106-46-7 | |
| Dichlorodifluoromethane | ND | ug/L | 0.50 | 0.35 | 1 | | 01/05/22 13:52 | 75-71-8 | |
| 1,1-Dichloroethane | ND | ug/L | 0.50 | 0.37 | 1 | | 01/05/22 13:52 | 75-34-3 | |
| 1,2-Dichloroethane | ND | ug/L | 0.50 | 0.32 | 1 | | 01/05/22 13:52 | 107-06-2 | |
| 1,1-Dichloroethene | ND | ug/L | 0.50 | 0.35 | 1 | | 01/05/22 13:52 | 75-35-4 | |
| cis-1,2-Dichloroethene | ND | ug/L | 0.50 | 0.38 | 1 | | 01/05/22 13:52 | 156-59-2 | |
| trans-1,2-Dichloroethene | ND | ug/L | 0.50 | 0.40 | 1 | | 01/05/22 13:52 | 156-60-5 | |
| 1,2-Dichloropropane | ND | ug/L | 0.50 | 0.36 | 1 | | 01/05/22 13:52 | 78-87-5 | |
| 1,3-Dichloropropane | ND | ug/L | 0.50 | 0.28 | 1 | | 01/05/22 13:52 | 142-28-9 | |
| 2,2-Dichloropropane | ND | ug/L | 0.50 | 0.39 | 1 | | 01/05/22 13:52 | 594-20-7 | |
| 1,1-Dichloropropene | ND | ug/L | 0.50 | 0.43 | 1 | | 01/05/22 13:52 | 563-58-6 | |
| cis-1,3-Dichloropropene | ND | ug/L | 0.50 | 0.36 | 1 | | 01/05/22 13:52 | 10061-01-5 | |
| trans-1,3-Dichloropropene | ND | ug/L | 0.50 | 0.36 | 1 | | 01/05/22 13:52 | 10061-02-6 | |

## REPORT OF LABORATORY ANALYSIS

This report shall not be reproduced, except in full,
without the written consent of Pace Analytical Services, LLC.

**Pace Analytical Services, LLC**
9800 Kincey Ave. Suite 100
Huntersville, NC 28078
(704)875-9092

## ANALYTICAL RESULTS

Project: CPC HUNTERSVILLE
Pace Project No.: 92580903

**Sample: EB-1-20220104** **Lab ID: 92580903012** Collected: 01/04/22 08:30 Received: 01/04/22 17:40 Matrix: Water

| Parameters | Results | Units | Report Limit | MDL | DF | Prepared | Analyzed | CAS No. | Qual |
|---|---|---|---|---|---|---|---|---|---|
| **6200B MSV** | Analytical Method: SM 6200B<br>Pace Analytical Services - Charlotte | | | | | | | | |
| Diisopropyl ether | ND | ug/L | 0.50 | 0.31 | 1 | | 01/05/22 13:52 | 108-20-3 | |
| Ethylbenzene | ND | ug/L | 0.50 | 0.30 | 1 | | 01/05/22 13:52 | 100-41-4 | |
| Hexachloro-1,3-butadiene | ND | ug/L | 2.0 | 1.5 | 1 | | 01/05/22 13:52 | 87-68-3 | |
| Isopropylbenzene (Cumene) | ND | ug/L | 0.50 | 0.33 | 1 | | 01/05/22 13:52 | 98-82-8 | |
| Methylene Chloride | ND | ug/L | 2.0 | 2.0 | 1 | | 01/05/22 13:52 | 75-09-2 | |
| Methyl-tert-butyl ether | ND | ug/L | 0.50 | 0.42 | 1 | | 01/05/22 13:52 | 1634-04-4 | |
| Naphthalene | ND | ug/L | 2.0 | 0.64 | 1 | | 01/05/22 13:52 | 91-20-3 | |
| n-Propylbenzene | ND | ug/L | 0.50 | 0.34 | 1 | | 01/05/22 13:52 | 103-65-1 | |
| Styrene | ND | ug/L | 0.50 | 0.29 | 1 | | 01/05/22 13:52 | 100-42-5 | |
| 1,1,1,2-Tetrachloroethane | ND | ug/L | 0.50 | 0.31 | 1 | | 01/05/22 13:52 | 630-20-6 | |
| 1,1,2,2-Tetrachloroethane | ND | ug/L | 0.50 | 0.22 | 1 | | 01/05/22 13:52 | 79-34-5 | |
| Tetrachloroethene | ND | ug/L | 0.50 | 0.29 | 1 | | 01/05/22 13:52 | 127-18-4 | |
| Toluene | ND | ug/L | 0.50 | 0.48 | 1 | | 01/05/22 13:52 | 108-88-3 | |
| 1,2,3-Trichlorobenzene | ND | ug/L | 2.0 | 0.81 | 1 | | 01/05/22 13:52 | 87-61-6 | |
| 1,2,4-Trichlorobenzene | ND | ug/L | 2.0 | 0.64 | 1 | | 01/05/22 13:52 | 120-82-1 | |
| 1,1,1-Trichloroethane | ND | ug/L | 0.50 | 0.33 | 1 | | 01/05/22 13:52 | 71-55-6 | |
| 1,1,2-Trichloroethane | ND | ug/L | 0.50 | 0.32 | 1 | | 01/05/22 13:52 | 79-00-5 | |
| Trichloroethene | ND | ug/L | 0.50 | 0.38 | 1 | | 01/05/22 13:52 | 79-01-6 | |
| Trichlorofluoromethane | ND | ug/L | 1.0 | 0.30 | 1 | | 01/05/22 13:52 | 75-69-4 | |
| 1,2,3-Trichloropropane | ND | ug/L | 0.50 | 0.26 | 1 | | 01/05/22 13:52 | 96-18-4 | |
| 1,2,4-Trimethylbenzene | ND | ug/L | 0.50 | 0.50 | 1 | | 01/05/22 13:52 | 95-63-6 | |
| 1,3,5-Trimethylbenzene | ND | ug/L | 0.50 | 0.33 | 1 | | 01/05/22 13:52 | 108-67-8 | |
| Vinyl chloride | ND | ug/L | 1.0 | 0.39 | 1 | | 01/05/22 13:52 | 75-01-4 | |
| m&p-Xylene | ND | ug/L | 1.0 | 0.71 | 1 | | 01/05/22 13:52 | 179601-23-1 | |
| o-Xylene | ND | ug/L | 0.50 | 0.34 | 1 | | 01/05/22 13:52 | 95-47-6 | |
| ***Surrogates*** | | | | | | | | | |
| 1,2-Dichloroethane-d4 (S) | 99 | % | 70-130 | | 1 | | 01/05/22 13:52 | 17060-07-0 | |
| 4-Bromofluorobenzene (S) | 96 | % | 70-130 | | 1 | | 01/05/22 13:52 | 460-00-4 | |
| Toluene-d8 (S) | 100 | % | 70-130 | | 1 | | 01/05/22 13:52 | 2037-26-5 | |

## REPORT OF LABORATORY ANALYSIS

This report shall not be reproduced, except in full,
without the written consent of Pace Analytical Services, LLC.

**Pace Analytical Services, LLC**
9800 Kincey Ave. Suite 100
Huntersville, NC 28078
(704)875-9092

## ANALYTICAL RESULTS

Project: CPC HUNTERSVILLE
Pace Project No.: 92580903

**Sample: EB-2-20220104** **Lab ID: 92580903013** Collected: 01/04/22 14:40 Received: 01/04/22 17:40 Matrix: Water

| Parameters | Results | Units | Report Limit | MDL | DF | Prepared | Analyzed | CAS No. | Qual |
|---|---|---|---|---|---|---|---|---|---|
| **VPH NC Water** | Analytical Method: MADEP VPH<br>Pace Analytical Services - Charlotte | | | | | | | | |
| Total VPH (C5-C12) | ND | ug/L | 50.0 | 50.0 | 1 | | 01/07/22 02:47 | | N2 |
| Aliphatic (C05-C08) | ND | ug/L | 50.0 | 50.0 | 1 | | 01/07/22 02:47 | | N2 |
| Aliphatic(C09-C12) Adjusted | ND | ug/L | 50.0 | 50.0 | 1 | | 01/07/22 02:47 | | N2 |
| Aromatic (C09-C10) | ND | ug/L | 50.0 | 50.0 | 1 | | 01/07/22 02:47 | | N2 |
| ***Surrogates*** | | | | | | | | | |
| 4-Bromofluorobenzene (FID) (S) | 97 | % | 70-130 | | 1 | | 01/07/22 02:47 | 460-00-4 | |
| 4-Bromofluorobenzene (PID) (S) | 80 | % | 70-130 | | 1 | | 01/07/22 02:47 | 460-00-4 | |
| **6200B MSV** | Analytical Method: SM 6200B<br>Pace Analytical Services - Charlotte | | | | | | | | |
| Benzene | ND | ug/L | 0.50 | 0.34 | 1 | | 01/05/22 14:11 | 71-43-2 | |
| Bromobenzene | ND | ug/L | 0.50 | 0.29 | 1 | | 01/05/22 14:11 | 108-86-1 | |
| Bromochloromethane | ND | ug/L | 0.50 | 0.47 | 1 | | 01/05/22 14:11 | 74-97-5 | |
| Bromodichloromethane | ND | ug/L | 0.50 | 0.31 | 1 | | 01/05/22 14:11 | 75-27-4 | |
| Bromoform | ND | ug/L | 0.50 | 0.34 | 1 | | 01/05/22 14:11 | 75-25-2 | |
| Bromomethane | ND | ug/L | 5.0 | 1.7 | 1 | | 01/05/22 14:11 | 74-83-9 | |
| n-Butylbenzene | ND | ug/L | 0.50 | 0.49 | 1 | | 01/05/22 14:11 | 104-51-8 | |
| sec-Butylbenzene | ND | ug/L | 0.50 | 0.40 | 1 | | 01/05/22 14:11 | 135-98-8 | |
| tert-Butylbenzene | ND | ug/L | 0.50 | 0.32 | 1 | | 01/05/22 14:11 | 98-06-6 | |
| Carbon tetrachloride | ND | ug/L | 0.50 | 0.33 | 1 | | 01/05/22 14:11 | 56-23-5 | |
| Chlorobenzene | ND | ug/L | 0.50 | 0.28 | 1 | | 01/05/22 14:11 | 108-90-7 | |
| Chloroethane | ND | ug/L | 1.0 | 0.65 | 1 | | 01/05/22 14:11 | 75-00-3 | |
| Chloroform | ND | ug/L | 0.50 | 0.35 | 1 | | 01/05/22 14:11 | 67-66-3 | |
| Chloromethane | ND | ug/L | 1.0 | 0.54 | 1 | | 01/05/22 14:11 | 74-87-3 | |
| 2-Chlorotoluene | ND | ug/L | 0.50 | 0.32 | 1 | | 01/05/22 14:11 | 95-49-8 | |
| 4-Chlorotoluene | ND | ug/L | 0.50 | 0.32 | 1 | | 01/05/22 14:11 | 106-43-4 | |
| 1,2-Dibromo-3-chloropropane | ND | ug/L | 1.0 | 0.34 | 1 | | 01/05/22 14:11 | 96-12-8 | |
| Dibromochloromethane | ND | ug/L | 0.50 | 0.36 | 1 | | 01/05/22 14:11 | 124-48-1 | |
| 1,2-Dibromoethane (EDB) | ND | ug/L | 0.50 | 0.27 | 1 | | 01/05/22 14:11 | 106-93-4 | |
| Dibromomethane | ND | ug/L | 0.50 | 0.39 | 1 | | 01/05/22 14:11 | 74-95-3 | |
| 1,2-Dichlorobenzene | ND | ug/L | 0.50 | 0.34 | 1 | | 01/05/22 14:11 | 95-50-1 | |
| 1,3-Dichlorobenzene | ND | ug/L | 0.50 | 0.34 | 1 | | 01/05/22 14:11 | 541-73-1 | |
| 1,4-Dichlorobenzene | ND | ug/L | 0.50 | 0.33 | 1 | | 01/05/22 14:11 | 106-46-7 | |
| Dichlorodifluoromethane | ND | ug/L | 0.50 | 0.35 | 1 | | 01/05/22 14:11 | 75-71-8 | |
| 1,1-Dichloroethane | ND | ug/L | 0.50 | 0.37 | 1 | | 01/05/22 14:11 | 75-34-3 | |
| 1,2-Dichloroethane | ND | ug/L | 0.50 | 0.32 | 1 | | 01/05/22 14:11 | 107-06-2 | |
| 1,1-Dichloroethene | ND | ug/L | 0.50 | 0.35 | 1 | | 01/05/22 14:11 | 75-35-4 | |
| cis-1,2-Dichloroethene | ND | ug/L | 0.50 | 0.38 | 1 | | 01/05/22 14:11 | 156-59-2 | |
| trans-1,2-Dichloroethene | ND | ug/L | 0.50 | 0.40 | 1 | | 01/05/22 14:11 | 156-60-5 | |
| 1,2-Dichloropropane | ND | ug/L | 0.50 | 0.36 | 1 | | 01/05/22 14:11 | 78-87-5 | |
| 1,3-Dichloropropane | ND | ug/L | 0.50 | 0.28 | 1 | | 01/05/22 14:11 | 142-28-9 | |
| 2,2-Dichloropropane | ND | ug/L | 0.50 | 0.39 | 1 | | 01/05/22 14:11 | 594-20-7 | |
| 1,1-Dichloropropene | ND | ug/L | 0.50 | 0.43 | 1 | | 01/05/22 14:11 | 563-58-6 | |
| cis-1,3-Dichloropropene | ND | ug/L | 0.50 | 0.36 | 1 | | 01/05/22 14:11 | 10061-01-5 | |
| trans-1,3-Dichloropropene | ND | ug/L | 0.50 | 0.36 | 1 | | 01/05/22 14:11 | 10061-02-6 | |

## REPORT OF LABORATORY ANALYSIS

This report shall not be reproduced, except in full,
without the written consent of Pace Analytical Services, LLC.

**Pace Analytical Services, LLC**
9800 Kincey Ave. Suite 100
Huntersville, NC 28078
(704)875-9092

## ANALYTICAL RESULTS

Project: CPC HUNTERSVILLE
Pace Project No.: 92580903

**Sample: EB-2-20220104** **Lab ID: 92580903013** Collected: 01/04/22 14:40 Received: 01/04/22 17:40 Matrix: Water

| Parameters | Results | Units | Report Limit | MDL | DF | Prepared | Analyzed | CAS No. | Qual |
|---|---|---|---|---|---|---|---|---|---|
| **6200B MSV** | Analytical Method: SM 6200B<br>Pace Analytical Services - Charlotte | | | | | | | | |
| Diisopropyl ether | ND | ug/L | 0.50 | 0.31 | 1 | | 01/05/22 14:11 | 108-20-3 | |
| Ethylbenzene | ND | ug/L | 0.50 | 0.30 | 1 | | 01/05/22 14:11 | 100-41-4 | |
| Hexachloro-1,3-butadiene | ND | ug/L | 2.0 | 1.5 | 1 | | 01/05/22 14:11 | 87-68-3 | |
| Isopropylbenzene (Cumene) | ND | ug/L | 0.50 | 0.33 | 1 | | 01/05/22 14:11 | 98-82-8 | |
| Methylene Chloride | ND | ug/L | 2.0 | 2.0 | 1 | | 01/05/22 14:11 | 75-09-2 | |
| Methyl-tert-butyl ether | ND | ug/L | 0.50 | 0.42 | 1 | | 01/05/22 14:11 | 1634-04-4 | |
| Naphthalene | ND | ug/L | 2.0 | 0.64 | 1 | | 01/05/22 14:11 | 91-20-3 | |
| n-Propylbenzene | ND | ug/L | 0.50 | 0.34 | 1 | | 01/05/22 14:11 | 103-65-1 | |
| Styrene | ND | ug/L | 0.50 | 0.29 | 1 | | 01/05/22 14:11 | 100-42-5 | |
| 1,1,1,2-Tetrachloroethane | ND | ug/L | 0.50 | 0.31 | 1 | | 01/05/22 14:11 | 630-20-6 | |
| 1,1,2,2-Tetrachloroethane | ND | ug/L | 0.50 | 0.22 | 1 | | 01/05/22 14:11 | 79-34-5 | |
| Tetrachloroethene | ND | ug/L | 0.50 | 0.29 | 1 | | 01/05/22 14:11 | 127-18-4 | |
| Toluene | ND | ug/L | 0.50 | 0.48 | 1 | | 01/05/22 14:11 | 108-88-3 | |
| 1,2,3-Trichlorobenzene | ND | ug/L | 2.0 | 0.81 | 1 | | 01/05/22 14:11 | 87-61-6 | |
| 1,2,4-Trichlorobenzene | ND | ug/L | 2.0 | 0.64 | 1 | | 01/05/22 14:11 | 120-82-1 | |
| 1,1,1-Trichloroethane | ND | ug/L | 0.50 | 0.33 | 1 | | 01/05/22 14:11 | 71-55-6 | |
| 1,1,2-Trichloroethane | ND | ug/L | 0.50 | 0.32 | 1 | | 01/05/22 14:11 | 79-00-5 | |
| Trichloroethene | ND | ug/L | 0.50 | 0.38 | 1 | | 01/05/22 14:11 | 79-01-6 | |
| Trichlorofluoromethane | ND | ug/L | 1.0 | 0.30 | 1 | | 01/05/22 14:11 | 75-69-4 | |
| 1,2,3-Trichloropropane | ND | ug/L | 0.50 | 0.26 | 1 | | 01/05/22 14:11 | 96-18-4 | |
| 1,2,4-Trimethylbenzene | ND | ug/L | 0.50 | 0.50 | 1 | | 01/05/22 14:11 | 95-63-6 | |
| 1,3,5-Trimethylbenzene | ND | ug/L | 0.50 | 0.33 | 1 | | 01/05/22 14:11 | 108-67-8 | |
| Vinyl chloride | ND | ug/L | 1.0 | 0.39 | 1 | | 01/05/22 14:11 | 75-01-4 | |
| m&p-Xylene | ND | ug/L | 1.0 | 0.71 | 1 | | 01/05/22 14:11 | 179601-23-1 | |
| o-Xylene | ND | ug/L | 0.50 | 0.34 | 1 | | 01/05/22 14:11 | 95-47-6 | |
| ***Surrogates*** | | | | | | | | | |
| 1,2-Dichloroethane-d4 (S) | 100 | % | 70-130 | | 1 | | 01/05/22 14:11 | 17060-07-0 | |
| 4-Bromofluorobenzene (S) | 94 | % | 70-130 | | 1 | | 01/05/22 14:11 | 460-00-4 | |
| Toluene-d8 (S) | 99 | % | 70-130 | | 1 | | 01/05/22 14:11 | 2037-26-5 | |

## REPORT OF LABORATORY ANALYSIS

This report shall not be reproduced, except in full,
without the written consent of Pace Analytical Services, LLC.

**Pace Analytical Services, LLC**
9800 Kincey Ave. Suite 100
Huntersville, NC 28078
(704)875-9092

## ANALYTICAL RESULTS

Project: CPC HUNTERSVILLE
Pace Project No.: 92580903

**Sample: DUP-2-20220104** **Lab ID: 92580903014** Collected: 01/04/22 00:00 Received: 01/04/22 17:40 Matrix: Water

| Parameters | Results | Units | Report Limit | MDL | DF | Prepared | Analyzed | CAS No. | Qual |
|---|---|---|---|---|---|---|---|---|---|
| **VPH NC Water** | Analytical Method: MADEP VPH<br>Pace Analytical Services - Charlotte | | | | | | | | |
| Total VPH (C5-C12) | ND | ug/L | 50.0 | 50.0 | 1 | | 01/07/22 04:40 | | N2 |
| Aliphatic (C05-C08) | ND | ug/L | 50.0 | 50.0 | 1 | | 01/07/22 04:40 | | N2 |
| Aliphatic(C09-C12) Adjusted | ND | ug/L | 50.0 | 50.0 | 1 | | 01/07/22 04:40 | | N2 |
| Aromatic (C09-C10) | ND | ug/L | 50.0 | 50.0 | 1 | | 01/07/22 04:40 | | N2 |
| ***Surrogates*** | | | | | | | | | |
| 4-Bromofluorobenzene (FID) (S) | 100 | % | 70-130 | | 1 | | 01/07/22 04:40 | 460-00-4 | |
| 4-Bromofluorobenzene (PID) (S) | 82 | % | 70-130 | | 1 | | 01/07/22 04:40 | 460-00-4 | |
| **6200B MSV** | Analytical Method: SM 6200B<br>Pace Analytical Services - Charlotte | | | | | | | | |
| Benzene | ND | ug/L | 0.50 | 0.34 | 1 | | 01/05/22 13:10 | 71-43-2 | |
| Bromobenzene | ND | ug/L | 0.50 | 0.29 | 1 | | 01/05/22 13:10 | 108-86-1 | |
| Bromochloromethane | ND | ug/L | 0.50 | 0.47 | 1 | | 01/05/22 13:10 | 74-97-5 | |
| Bromodichloromethane | ND | ug/L | 0.50 | 0.31 | 1 | | 01/05/22 13:10 | 75-27-4 | |
| Bromoform | ND | ug/L | 0.50 | 0.34 | 1 | | 01/05/22 13:10 | 75-25-2 | |
| Bromomethane | ND | ug/L | 5.0 | 1.7 | 1 | | 01/05/22 13:10 | 74-83-9 | |
| n-Butylbenzene | ND | ug/L | 0.50 | 0.49 | 1 | | 01/05/22 13:10 | 104-51-8 | |
| sec-Butylbenzene | ND | ug/L | 0.50 | 0.40 | 1 | | 01/05/22 13:10 | 135-98-8 | |
| tert-Butylbenzene | ND | ug/L | 0.50 | 0.32 | 1 | | 01/05/22 13:10 | 98-06-6 | |
| Carbon tetrachloride | ND | ug/L | 0.50 | 0.33 | 1 | | 01/05/22 13:10 | 56-23-5 | |
| Chlorobenzene | ND | ug/L | 0.50 | 0.28 | 1 | | 01/05/22 13:10 | 108-90-7 | |
| Chloroethane | ND | ug/L | 1.0 | 0.65 | 1 | | 01/05/22 13:10 | 75-00-3 | |
| Chloroform | ND | ug/L | 0.50 | 0.35 | 1 | | 01/05/22 13:10 | 67-66-3 | |
| Chloromethane | ND | ug/L | 1.0 | 0.54 | 1 | | 01/05/22 13:10 | 74-87-3 | |
| 2-Chlorotoluene | ND | ug/L | 0.50 | 0.32 | 1 | | 01/05/22 13:10 | 95-49-8 | |
| 4-Chlorotoluene | ND | ug/L | 0.50 | 0.32 | 1 | | 01/05/22 13:10 | 106-43-4 | |
| 1,2-Dibromo-3-chloropropane | ND | ug/L | 1.0 | 0.34 | 1 | | 01/05/22 13:10 | 96-12-8 | |
| Dibromochloromethane | ND | ug/L | 0.50 | 0.36 | 1 | | 01/05/22 13:10 | 124-48-1 | |
| 1,2-Dibromoethane (EDB) | ND | ug/L | 0.50 | 0.27 | 1 | | 01/05/22 13:10 | 106-93-4 | |
| Dibromomethane | ND | ug/L | 0.50 | 0.39 | 1 | | 01/05/22 13:10 | 74-95-3 | |
| 1,2-Dichlorobenzene | ND | ug/L | 0.50 | 0.34 | 1 | | 01/05/22 13:10 | 95-50-1 | |
| 1,3-Dichlorobenzene | ND | ug/L | 0.50 | 0.34 | 1 | | 01/05/22 13:10 | 541-73-1 | |
| 1,4-Dichlorobenzene | ND | ug/L | 0.50 | 0.33 | 1 | | 01/05/22 13:10 | 106-46-7 | |
| Dichlorodifluoromethane | ND | ug/L | 0.50 | 0.35 | 1 | | 01/05/22 13:10 | 75-71-8 | |
| 1,1-Dichloroethane | ND | ug/L | 0.50 | 0.37 | 1 | | 01/05/22 13:10 | 75-34-3 | |
| 1,2-Dichloroethane | ND | ug/L | 0.50 | 0.32 | 1 | | 01/05/22 13:10 | 107-06-2 | |
| 1,1-Dichloroethene | ND | ug/L | 0.50 | 0.35 | 1 | | 01/05/22 13:10 | 75-35-4 | |
| cis-1,2-Dichloroethene | ND | ug/L | 0.50 | 0.38 | 1 | | 01/05/22 13:10 | 156-59-2 | |
| trans-1,2-Dichloroethene | ND | ug/L | 0.50 | 0.40 | 1 | | 01/05/22 13:10 | 156-60-5 | |
| 1,2-Dichloropropane | ND | ug/L | 0.50 | 0.36 | 1 | | 01/05/22 13:10 | 78-87-5 | |
| 1,3-Dichloropropane | ND | ug/L | 0.50 | 0.28 | 1 | | 01/05/22 13:10 | 142-28-9 | |
| 2,2-Dichloropropane | ND | ug/L | 0.50 | 0.39 | 1 | | 01/05/22 13:10 | 594-20-7 | |
| 1,1-Dichloropropene | ND | ug/L | 0.50 | 0.43 | 1 | | 01/05/22 13:10 | 563-58-6 | |
| cis-1,3-Dichloropropene | ND | ug/L | 0.50 | 0.36 | 1 | | 01/05/22 13:10 | 10061-01-5 | |
| trans-1,3-Dichloropropene | ND | ug/L | 0.50 | 0.36 | 1 | | 01/05/22 13:10 | 10061-02-6 | |

## REPORT OF LABORATORY ANALYSIS

This report shall not be reproduced, except in full,
without the written consent of Pace Analytical Services, LLC.

**Pace Analytical Services, LLC**
9800 Kincey Ave. Suite 100
Huntersville, NC 28078
(704)875-9092

## ANALYTICAL RESULTS

Project: CPC HUNTERSVILLE
Pace Project No.: 92580903

**Sample: DUP-2-20220104** **Lab ID: 92580903014** Collected: 01/04/22 00:00 Received: 01/04/22 17:40 Matrix: Water

| Parameters | Results | Units | Report Limit | MDL | DF | Prepared | Analyzed | CAS No. | Qual |
|---|---|---|---|---|---|---|---|---|---|
| **6200B MSV** | Analytical Method: SM 6200B<br>Pace Analytical Services - Charlotte | | | | | | | | |
| Diisopropyl ether | ND | ug/L | 0.50 | 0.31 | 1 | | 01/05/22 13:10 | 108-20-3 | |
| Ethylbenzene | ND | ug/L | 0.50 | 0.30 | 1 | | 01/05/22 13:10 | 100-41-4 | |
| Hexachloro-1,3-butadiene | ND | ug/L | 2.0 | 1.5 | 1 | | 01/05/22 13:10 | 87-68-3 | |
| Isopropylbenzene (Cumene) | ND | ug/L | 0.50 | 0.33 | 1 | | 01/05/22 13:10 | 98-82-8 | |
| Methylene Chloride | ND | ug/L | 2.0 | 2.0 | 1 | | 01/05/22 13:10 | 75-09-2 | |
| Methyl-tert-butyl ether | ND | ug/L | 0.50 | 0.42 | 1 | | 01/05/22 13:10 | 1634-04-4 | |
| Naphthalene | ND | ug/L | 2.0 | 0.64 | 1 | | 01/05/22 13:10 | 91-20-3 | |
| n-Propylbenzene | ND | ug/L | 0.50 | 0.34 | 1 | | 01/05/22 13:10 | 103-65-1 | |
| Styrene | ND | ug/L | 0.50 | 0.29 | 1 | | 01/05/22 13:10 | 100-42-5 | |
| 1,1,1,2-Tetrachloroethane | ND | ug/L | 0.50 | 0.31 | 1 | | 01/05/22 13:10 | 630-20-6 | |
| 1,1,2,2-Tetrachloroethane | ND | ug/L | 0.50 | 0.22 | 1 | | 01/05/22 13:10 | 79-34-5 | |
| Tetrachloroethene | ND | ug/L | 0.50 | 0.29 | 1 | | 01/05/22 13:10 | 127-18-4 | |
| Toluene | ND | ug/L | 0.50 | 0.48 | 1 | | 01/05/22 13:10 | 108-88-3 | |
| 1,2,3-Trichlorobenzene | ND | ug/L | 2.0 | 0.81 | 1 | | 01/05/22 13:10 | 87-61-6 | |
| 1,2,4-Trichlorobenzene | ND | ug/L | 2.0 | 0.64 | 1 | | 01/05/22 13:10 | 120-82-1 | |
| 1,1,1-Trichloroethane | ND | ug/L | 0.50 | 0.33 | 1 | | 01/05/22 13:10 | 71-55-6 | |
| 1,1,2-Trichloroethane | ND | ug/L | 0.50 | 0.32 | 1 | | 01/05/22 13:10 | 79-00-5 | |
| Trichloroethene | ND | ug/L | 0.50 | 0.38 | 1 | | 01/05/22 13:10 | 79-01-6 | |
| Trichlorofluoromethane | ND | ug/L | 1.0 | 0.30 | 1 | | 01/05/22 13:10 | 75-69-4 | |
| 1,2,3-Trichloropropane | ND | ug/L | 0.50 | 0.26 | 1 | | 01/05/22 13:10 | 96-18-4 | |
| 1,2,4-Trimethylbenzene | ND | ug/L | 0.50 | 0.50 | 1 | | 01/05/22 13:10 | 95-63-6 | |
| 1,3,5-Trimethylbenzene | ND | ug/L | 0.50 | 0.33 | 1 | | 01/05/22 13:10 | 108-67-8 | |
| Vinyl chloride | ND | ug/L | 1.0 | 0.39 | 1 | | 01/05/22 13:10 | 75-01-4 | |
| m&p-Xylene | ND | ug/L | 1.0 | 0.71 | 1 | | 01/05/22 13:10 | 179601-23-1 | |
| o-Xylene | ND | ug/L | 0.50 | 0.34 | 1 | | 01/05/22 13:10 | 95-47-6 | |
| ***Surrogates*** | | | | | | | | | |
| 1,2-Dichloroethane-d4 (S) | 94 | % | 70-130 | | 1 | | 01/05/22 13:10 | 17060-07-0 | |
| 4-Bromofluorobenzene (S) | 97 | % | 70-130 | | 1 | | 01/05/22 13:10 | 460-00-4 | |
| Toluene-d8 (S) | 103 | % | 70-130 | | 1 | | 01/05/22 13:10 | 2037-26-5 | |

## REPORT OF LABORATORY ANALYSIS

This report shall not be reproduced, except in full,
without the written consent of Pace Analytical Services, LLC.

**Pace Analytical Services, LLC**
9800 Kincey Ave. Suite 100
Huntersville, NC 28078
(704)875-9092

## ANALYTICAL RESULTS

Project: CPC HUNTERSVILLE
Pace Project No.: 92580903

**Sample: FB-2-20220104** **Lab ID: 92580903015** Collected: 01/04/22 07:38 Received: 01/04/22 17:40 Matrix: Water

| Parameters | Results | Units | Report Limit | MDL | DF | Prepared | Analyzed | CAS No. | Qual |
|---|---|---|---|---|---|---|---|---|---|
| **VPH NC Water** | Analytical Method: MADEP VPH<br>Pace Analytical Services - Charlotte | | | | | | | | |
| Total VPH (C5-C12) | ND | ug/L | 50.0 | 50.0 | 1 | | 01/07/22 05:08 | | N2 |
| Aliphatic (C05-C08) | ND | ug/L | 50.0 | 50.0 | 1 | | 01/07/22 05:08 | | N2 |
| Aliphatic(C09-C12) Adjusted | ND | ug/L | 50.0 | 50.0 | 1 | | 01/07/22 05:08 | | N2 |
| Aromatic (C09-C10) | ND | ug/L | 50.0 | 50.0 | 1 | | 01/07/22 05:08 | | N2 |
| ***Surrogates*** | | | | | | | | | |
| 4-Bromofluorobenzene (FID) (S) | 96 | % | 70-130 | | 1 | | 01/07/22 05:08 | 460-00-4 | |
| 4-Bromofluorobenzene (PID) (S) | 78 | % | 70-130 | | 1 | | 01/07/22 05:08 | 460-00-4 | |
| **6200B MSV** | Analytical Method: SM 6200B<br>Pace Analytical Services - Charlotte | | | | | | | | |
| Benzene | ND | ug/L | 0.50 | 0.34 | 1 | | 01/05/22 14:29 | 71-43-2 | |
| Bromobenzene | ND | ug/L | 0.50 | 0.29 | 1 | | 01/05/22 14:29 | 108-86-1 | |
| Bromochloromethane | ND | ug/L | 0.50 | 0.47 | 1 | | 01/05/22 14:29 | 74-97-5 | |
| Bromodichloromethane | ND | ug/L | 0.50 | 0.31 | 1 | | 01/05/22 14:29 | 75-27-4 | |
| Bromoform | ND | ug/L | 0.50 | 0.34 | 1 | | 01/05/22 14:29 | 75-25-2 | |
| Bromomethane | ND | ug/L | 5.0 | 1.7 | 1 | | 01/05/22 14:29 | 74-83-9 | |
| n-Butylbenzene | ND | ug/L | 0.50 | 0.49 | 1 | | 01/05/22 14:29 | 104-51-8 | |
| sec-Butylbenzene | ND | ug/L | 0.50 | 0.40 | 1 | | 01/05/22 14:29 | 135-98-8 | |
| tert-Butylbenzene | ND | ug/L | 0.50 | 0.32 | 1 | | 01/05/22 14:29 | 98-06-6 | |
| Carbon tetrachloride | ND | ug/L | 0.50 | 0.33 | 1 | | 01/05/22 14:29 | 56-23-5 | |
| Chlorobenzene | ND | ug/L | 0.50 | 0.28 | 1 | | 01/05/22 14:29 | 108-90-7 | |
| Chloroethane | ND | ug/L | 1.0 | 0.65 | 1 | | 01/05/22 14:29 | 75-00-3 | |
| Chloroform | ND | ug/L | 0.50 | 0.35 | 1 | | 01/05/22 14:29 | 67-66-3 | |
| Chloromethane | ND | ug/L | 1.0 | 0.54 | 1 | | 01/05/22 14:29 | 74-87-3 | |
| 2-Chlorotoluene | ND | ug/L | 0.50 | 0.32 | 1 | | 01/05/22 14:29 | 95-49-8 | |
| 4-Chlorotoluene | ND | ug/L | 0.50 | 0.32 | 1 | | 01/05/22 14:29 | 106-43-4 | |
| 1,2-Dibromo-3-chloropropane | ND | ug/L | 1.0 | 0.34 | 1 | | 01/05/22 14:29 | 96-12-8 | |
| Dibromochloromethane | ND | ug/L | 0.50 | 0.36 | 1 | | 01/05/22 14:29 | 124-48-1 | |
| 1,2-Dibromoethane (EDB) | ND | ug/L | 0.50 | 0.27 | 1 | | 01/05/22 14:29 | 106-93-4 | |
| Dibromomethane | ND | ug/L | 0.50 | 0.39 | 1 | | 01/05/22 14:29 | 74-95-3 | |
| 1,2-Dichlorobenzene | ND | ug/L | 0.50 | 0.34 | 1 | | 01/05/22 14:29 | 95-50-1 | |
| 1,3-Dichlorobenzene | ND | ug/L | 0.50 | 0.34 | 1 | | 01/05/22 14:29 | 541-73-1 | |
| 1,4-Dichlorobenzene | ND | ug/L | 0.50 | 0.33 | 1 | | 01/05/22 14:29 | 106-46-7 | |
| Dichlorodifluoromethane | ND | ug/L | 0.50 | 0.35 | 1 | | 01/05/22 14:29 | 75-71-8 | |
| 1,1-Dichloroethane | ND | ug/L | 0.50 | 0.37 | 1 | | 01/05/22 14:29 | 75-34-3 | |
| 1,2-Dichloroethane | ND | ug/L | 0.50 | 0.32 | 1 | | 01/05/22 14:29 | 107-06-2 | |
| 1,1-Dichloroethene | ND | ug/L | 0.50 | 0.35 | 1 | | 01/05/22 14:29 | 75-35-4 | |
| cis-1,2-Dichloroethene | ND | ug/L | 0.50 | 0.38 | 1 | | 01/05/22 14:29 | 156-59-2 | |
| trans-1,2-Dichloroethene | ND | ug/L | 0.50 | 0.40 | 1 | | 01/05/22 14:29 | 156-60-5 | |
| 1,2-Dichloropropane | ND | ug/L | 0.50 | 0.36 | 1 | | 01/05/22 14:29 | 78-87-5 | |
| 1,3-Dichloropropane | ND | ug/L | 0.50 | 0.28 | 1 | | 01/05/22 14:29 | 142-28-9 | |
| 2,2-Dichloropropane | ND | ug/L | 0.50 | 0.39 | 1 | | 01/05/22 14:29 | 594-20-7 | |
| 1,1-Dichloropropene | ND | ug/L | 0.50 | 0.43 | 1 | | 01/05/22 14:29 | 563-58-6 | |
| cis-1,3-Dichloropropene | ND | ug/L | 0.50 | 0.36 | 1 | | 01/05/22 14:29 | 10061-01-5 | |
| trans-1,3-Dichloropropene | ND | ug/L | 0.50 | 0.36 | 1 | | 01/05/22 14:29 | 10061-02-6 | |

## REPORT OF LABORATORY ANALYSIS

This report shall not be reproduced, except in full,
without the written consent of Pace Analytical Services, LLC.

**Pace Analytical Services, LLC**
9800 Kincey Ave. Suite 100
Huntersville, NC 28078
(704)875-9092

## ANALYTICAL RESULTS

Project: CPC HUNTERSVILLE
Pace Project No.: 92580903

**Sample: FB-2-20220104** **Lab ID: 92580903015** Collected: 01/04/22 07:38 Received: 01/04/22 17:40 Matrix: Water

| Parameters | Results | Units | Report Limit | MDL | DF | Prepared | Analyzed | CAS No. | Qual |
|---|---|---|---|---|---|---|---|---|---|
| **6200B MSV** | Analytical Method: SM 6200B<br>Pace Analytical Services - Charlotte | | | | | | | | |
| Diisopropyl ether | ND | ug/L | 0.50 | 0.31 | 1 | | 01/05/22 14:29 | 108-20-3 | |
| Ethylbenzene | ND | ug/L | 0.50 | 0.30 | 1 | | 01/05/22 14:29 | 100-41-4 | |
| Hexachloro-1,3-butadiene | ND | ug/L | 2.0 | 1.5 | 1 | | 01/05/22 14:29 | 87-68-3 | |
| Isopropylbenzene (Cumene) | ND | ug/L | 0.50 | 0.33 | 1 | | 01/05/22 14:29 | 98-82-8 | |
| Methylene Chloride | ND | ug/L | 2.0 | 2.0 | 1 | | 01/05/22 14:29 | 75-09-2 | |
| Methyl-tert-butyl ether | ND | ug/L | 0.50 | 0.42 | 1 | | 01/05/22 14:29 | 1634-04-4 | |
| Naphthalene | ND | ug/L | 2.0 | 0.64 | 1 | | 01/05/22 14:29 | 91-20-3 | |
| n-Propylbenzene | ND | ug/L | 0.50 | 0.34 | 1 | | 01/05/22 14:29 | 103-65-1 | |
| Styrene | ND | ug/L | 0.50 | 0.29 | 1 | | 01/05/22 14:29 | 100-42-5 | |
| 1,1,1,2-Tetrachloroethane | ND | ug/L | 0.50 | 0.31 | 1 | | 01/05/22 14:29 | 630-20-6 | |
| 1,1,2,2-Tetrachloroethane | ND | ug/L | 0.50 | 0.22 | 1 | | 01/05/22 14:29 | 79-34-5 | |
| Tetrachloroethene | ND | ug/L | 0.50 | 0.29 | 1 | | 01/05/22 14:29 | 127-18-4 | |
| Toluene | ND | ug/L | 0.50 | 0.48 | 1 | | 01/05/22 14:29 | 108-88-3 | |
| 1,2,3-Trichlorobenzene | ND | ug/L | 2.0 | 0.81 | 1 | | 01/05/22 14:29 | 87-61-6 | |
| 1,2,4-Trichlorobenzene | ND | ug/L | 2.0 | 0.64 | 1 | | 01/05/22 14:29 | 120-82-1 | |
| 1,1,1-Trichloroethane | ND | ug/L | 0.50 | 0.33 | 1 | | 01/05/22 14:29 | 71-55-6 | |
| 1,1,2-Trichloroethane | ND | ug/L | 0.50 | 0.32 | 1 | | 01/05/22 14:29 | 79-00-5 | |
| Trichloroethene | ND | ug/L | 0.50 | 0.38 | 1 | | 01/05/22 14:29 | 79-01-6 | |
| Trichlorofluoromethane | ND | ug/L | 1.0 | 0.30 | 1 | | 01/05/22 14:29 | 75-69-4 | |
| 1,2,3-Trichloropropane | ND | ug/L | 0.50 | 0.26 | 1 | | 01/05/22 14:29 | 96-18-4 | |
| 1,2,4-Trimethylbenzene | ND | ug/L | 0.50 | 0.50 | 1 | | 01/05/22 14:29 | 95-63-6 | |
| 1,3,5-Trimethylbenzene | ND | ug/L | 0.50 | 0.33 | 1 | | 01/05/22 14:29 | 108-67-8 | |
| Vinyl chloride | ND | ug/L | 1.0 | 0.39 | 1 | | 01/05/22 14:29 | 75-01-4 | |
| m&p-Xylene | ND | ug/L | 1.0 | 0.71 | 1 | | 01/05/22 14:29 | 179601-23-1 | |
| o-Xylene | ND | ug/L | 0.50 | 0.34 | 1 | | 01/05/22 14:29 | 95-47-6 | |
| ***Surrogates*** | | | | | | | | | |
| 1,2-Dichloroethane-d4 (S) | 101 | % | 70-130 | | 1 | | 01/05/22 14:29 | 17060-07-0 | |
| 4-Bromofluorobenzene (S) | 96 | % | 70-130 | | 1 | | 01/05/22 14:29 | 460-00-4 | |
| Toluene-d8 (S) | 100 | % | 70-130 | | 1 | | 01/05/22 14:29 | 2037-26-5 | |

## REPORT OF LABORATORY ANALYSIS

This report shall not be reproduced, except in full,
without the written consent of Pace Analytical Services, LLC.

**Pace Analytical Services, LLC**
9800 Kincey Ave. Suite 100
Huntersville, NC 28078
(704)875-9092

## ANALYTICAL RESULTS

Project: CPC HUNTERSVILLE
Pace Project No.: 92580903

**Sample: TRIP BLANK** **Lab ID: 92580903016** Collected: 01/04/22 00:00 Received: 01/04/22 17:40 Matrix: Water

| Parameters | Results | Units | Report Limit | MDL | DF | Prepared | Analyzed | CAS No. | Qual |
|---|---|---|---|---|---|---|---|---|---|
| **6200B MSV** | Analytical Method: SM 6200B<br>Pace Analytical Services - Charlotte | | | | | | | | |
| Benzene | ND | ug/L | 0.50 | 0.34 | 1 | | 01/05/22 14:47 | 71-43-2 | |
| Bromobenzene | ND | ug/L | 0.50 | 0.29 | 1 | | 01/05/22 14:47 | 108-86-1 | |
| Bromochloromethane | ND | ug/L | 0.50 | 0.47 | 1 | | 01/05/22 14:47 | 74-97-5 | |
| Bromodichloromethane | ND | ug/L | 0.50 | 0.31 | 1 | | 01/05/22 14:47 | 75-27-4 | |
| Bromoform | ND | ug/L | 0.50 | 0.34 | 1 | | 01/05/22 14:47 | 75-25-2 | |
| Bromomethane | ND | ug/L | 5.0 | 1.7 | 1 | | 01/05/22 14:47 | 74-83-9 | |
| n-Butylbenzene | ND | ug/L | 0.50 | 0.49 | 1 | | 01/05/22 14:47 | 104-51-8 | |
| sec-Butylbenzene | ND | ug/L | 0.50 | 0.40 | 1 | | 01/05/22 14:47 | 135-98-8 | |
| tert-Butylbenzene | ND | ug/L | 0.50 | 0.32 | 1 | | 01/05/22 14:47 | 98-06-6 | |
| Carbon tetrachloride | ND | ug/L | 0.50 | 0.33 | 1 | | 01/05/22 14:47 | 56-23-5 | |
| Chlorobenzene | ND | ug/L | 0.50 | 0.28 | 1 | | 01/05/22 14:47 | 108-90-7 | |
| Chloroethane | ND | ug/L | 1.0 | 0.65 | 1 | | 01/05/22 14:47 | 75-00-3 | |
| Chloroform | ND | ug/L | 0.50 | 0.35 | 1 | | 01/05/22 14:47 | 67-66-3 | |
| Chloromethane | ND | ug/L | 1.0 | 0.54 | 1 | | 01/05/22 14:47 | 74-87-3 | |
| 2-Chlorotoluene | ND | ug/L | 0.50 | 0.32 | 1 | | 01/05/22 14:47 | 95-49-8 | |
| 4-Chlorotoluene | ND | ug/L | 0.50 | 0.32 | 1 | | 01/05/22 14:47 | 106-43-4 | |
| 1,2-Dibromo-3-chloropropane | ND | ug/L | 1.0 | 0.34 | 1 | | 01/05/22 14:47 | 96-12-8 | |
| Dibromochloromethane | ND | ug/L | 0.50 | 0.36 | 1 | | 01/05/22 14:47 | 124-48-1 | |
| 1,2-Dibromoethane (EDB) | ND | ug/L | 0.50 | 0.27 | 1 | | 01/05/22 14:47 | 106-93-4 | |
| Dibromomethane | ND | ug/L | 0.50 | 0.39 | 1 | | 01/05/22 14:47 | 74-95-3 | |
| 1,2-Dichlorobenzene | ND | ug/L | 0.50 | 0.34 | 1 | | 01/05/22 14:47 | 95-50-1 | |
| 1,3-Dichlorobenzene | ND | ug/L | 0.50 | 0.34 | 1 | | 01/05/22 14:47 | 541-73-1 | |
| 1,4-Dichlorobenzene | ND | ug/L | 0.50 | 0.33 | 1 | | 01/05/22 14:47 | 106-46-7 | |
| Dichlorodifluoromethane | ND | ug/L | 0.50 | 0.35 | 1 | | 01/05/22 14:47 | 75-71-8 | |
| 1,1-Dichloroethane | ND | ug/L | 0.50 | 0.37 | 1 | | 01/05/22 14:47 | 75-34-3 | |
| 1,2-Dichloroethane | ND | ug/L | 0.50 | 0.32 | 1 | | 01/05/22 14:47 | 107-06-2 | |
| 1,1-Dichloroethene | ND | ug/L | 0.50 | 0.35 | 1 | | 01/05/22 14:47 | 75-35-4 | |
| cis-1,2-Dichloroethene | ND | ug/L | 0.50 | 0.38 | 1 | | 01/05/22 14:47 | 156-59-2 | |
| trans-1,2-Dichloroethene | ND | ug/L | 0.50 | 0.40 | 1 | | 01/05/22 14:47 | 156-60-5 | |
| 1,2-Dichloropropane | ND | ug/L | 0.50 | 0.36 | 1 | | 01/05/22 14:47 | 78-87-5 | |
| 1,3-Dichloropropane | ND | ug/L | 0.50 | 0.28 | 1 | | 01/05/22 14:47 | 142-28-9 | |
| 2,2-Dichloropropane | ND | ug/L | 0.50 | 0.39 | 1 | | 01/05/22 14:47 | 594-20-7 | |
| 1,1-Dichloropropene | ND | ug/L | 0.50 | 0.43 | 1 | | 01/05/22 14:47 | 563-58-6 | |
| cis-1,3-Dichloropropene | ND | ug/L | 0.50 | 0.36 | 1 | | 01/05/22 14:47 | 10061-01-5 | |
| trans-1,3-Dichloropropene | ND | ug/L | 0.50 | 0.36 | 1 | | 01/05/22 14:47 | 10061-02-6 | |
| Diisopropyl ether | ND | ug/L | 0.50 | 0.31 | 1 | | 01/05/22 14:47 | 108-20-3 | |
| Ethylbenzene | ND | ug/L | 0.50 | 0.30 | 1 | | 01/05/22 14:47 | 100-41-4 | |
| Hexachloro-1,3-butadiene | ND | ug/L | 2.0 | 1.5 | 1 | | 01/05/22 14:47 | 87-68-3 | |
| Isopropylbenzene (Cumene) | ND | ug/L | 0.50 | 0.33 | 1 | | 01/05/22 14:47 | 98-82-8 | |
| Methylene Chloride | ND | ug/L | 2.0 | 2.0 | 1 | | 01/05/22 14:47 | 75-09-2 | |
| Methyl-tert-butyl ether | ND | ug/L | 0.50 | 0.42 | 1 | | 01/05/22 14:47 | 1634-04-4 | |
| Naphthalene | ND | ug/L | 2.0 | 0.64 | 1 | | 01/05/22 14:47 | 91-20-3 | |
| n-Propylbenzene | ND | ug/L | 0.50 | 0.34 | 1 | | 01/05/22 14:47 | 103-65-1 | |
| Styrene | ND | ug/L | 0.50 | 0.29 | 1 | | 01/05/22 14:47 | 100-42-5 | |
| 1,1,1,2-Tetrachloroethane | ND | ug/L | 0.50 | 0.31 | 1 | | 01/05/22 14:47 | 630-20-6 | |

## REPORT OF LABORATORY ANALYSIS

This report shall not be reproduced, except in full,
without the written consent of Pace Analytical Services, LLC.

**Pace Analytical Services, LLC**
9800 Kincey Ave. Suite 100
Huntersville, NC 28078
(704)875-9092

## ANALYTICAL RESULTS

Project: CPC HUNTERSVILLE
Pace Project No.: 92580903

**Sample: TRIP BLANK** **Lab ID: 92580903016** Collected: 01/04/22 00:00 Received: 01/04/22 17:40 Matrix: Water

| Parameters | Results | Units | Report Limit | MDL | DF | Prepared | Analyzed | CAS No. | Qual |
|---|---|---|---|---|---|---|---|---|---|
| **6200B MSV** | Analytical Method: SM 6200B<br>Pace Analytical Services - Charlotte | | | | | | | | |
| 1,1,2,2-Tetrachloroethane | ND | ug/L | 0.50 | 0.22 | 1 | | 01/05/22 14:47 | 79-34-5 | |
| Tetrachloroethene | ND | ug/L | 0.50 | 0.29 | 1 | | 01/05/22 14:47 | 127-18-4 | |
| Toluene | ND | ug/L | 0.50 | 0.48 | 1 | | 01/05/22 14:47 | 108-88-3 | |
| 1,2,3-Trichlorobenzene | ND | ug/L | 2.0 | 0.81 | 1 | | 01/05/22 14:47 | 87-61-6 | |
| 1,2,4-Trichlorobenzene | ND | ug/L | 2.0 | 0.64 | 1 | | 01/05/22 14:47 | 120-82-1 | |
| 1,1,1-Trichloroethane | ND | ug/L | 0.50 | 0.33 | 1 | | 01/05/22 14:47 | 71-55-6 | |
| 1,1,2-Trichloroethane | ND | ug/L | 0.50 | 0.32 | 1 | | 01/05/22 14:47 | 79-00-5 | |
| Trichloroethene | ND | ug/L | 0.50 | 0.38 | 1 | | 01/05/22 14:47 | 79-01-6 | |
| Trichlorofluoromethane | ND | ug/L | 1.0 | 0.30 | 1 | | 01/05/22 14:47 | 75-69-4 | |
| 1,2,3-Trichloropropane | ND | ug/L | 0.50 | 0.26 | 1 | | 01/05/22 14:47 | 96-18-4 | |
| 1,2,4-Trimethylbenzene | ND | ug/L | 0.50 | 0.50 | 1 | | 01/05/22 14:47 | 95-63-6 | |
| 1,3,5-Trimethylbenzene | ND | ug/L | 0.50 | 0.33 | 1 | | 01/05/22 14:47 | 108-67-8 | |
| Vinyl chloride | ND | ug/L | 1.0 | 0.39 | 1 | | 01/05/22 14:47 | 75-01-4 | |
| m&p-Xylene | ND | ug/L | 1.0 | 0.71 | 1 | | 01/05/22 14:47 | 179601-23-1 | |
| o-Xylene | ND | ug/L | 0.50 | 0.34 | 1 | | 01/05/22 14:47 | 95-47-6 | |
| ***Surrogates*** | | | | | | | | | |
| 1,2-Dichloroethane-d4 (S) | 102 | % | 70-130 | | 1 | | 01/05/22 14:47 | 17060-07-0 | |
| 4-Bromofluorobenzene (S) | 95 | % | 70-130 | | 1 | | 01/05/22 14:47 | 460-00-4 | |
| Toluene-d8 (S) | 99 | % | 70-130 | | 1 | | 01/05/22 14:47 | 2037-26-5 | |

## REPORT OF LABORATORY ANALYSIS

This report shall not be reproduced, except in full,
without the written consent of Pace Analytical Services, LLC.

**Pace Analytical Services, LLC**
9800 Kincey Ave. Suite 100
Huntersville, NC 28078
(704)875-9092

## QUALITY CONTROL DATA

Project: CPC HUNTERSVILLE
Pace Project No.: 92580903

QC Batch: 670001
QC Batch Method: MADEP VPH
Analysis Method: MADEP VPH
Analysis Description: VPH NC Water
Laboratory: Pace Analytical Services - Charlotte
Associated Lab Samples: 92580903001, 92580903002, 92580903003

METHOD BLANK: 3508192 Matrix: Water
Associated Lab Samples: 92580903001, 92580903002, 92580903003

| Parameter | Units | Blank Result | Reporting Limit | MDL | Analyzed | Qualifiers |
|---|---|---|---|---|---|---|
| Aliphatic (C05-C08) | ug/L | ND | 50.0 | 50.0 | 01/05/22 19:28 | N2 |
| Aromatic (C09-C10) | ug/L | ND | 50.0 | 50.0 | 01/05/22 19:28 | N2 |
| 4-Bromofluorobenzene (FID) (S) | % | 99 | 70-130 | | 01/05/22 19:28 | |
| 4-Bromofluorobenzene (PID) (S) | % | 82 | 70-130 | | 01/05/22 19:28 | |

LABORATORY CONTROL SAMPLE & LCSD: 3508193 3508194

| Parameter | Units | Spike Conc. | LCS Result | LCSD Result | LCS % Rec | LCSD % Rec | % Rec Limits | RPD | Max RPD | Qualifiers |
|---|---|---|---|---|---|---|---|---|---|---|
| Aliphatic (C05-C08) | ug/L | 300 | 322 | 343 | 107 | 114 | 70-130 | 6 | 25 | N2 |
| Aromatic (C09-C10) | ug/L | 100 | 89.2 | 89.6 | 89 | 90 | 70-130 | 0 | 25 | N2 |
| 4-Bromofluorobenzene (FID) (S) | % | | | | 99 | 97 | 70-130 | | | |
| 4-Bromofluorobenzene (PID) (S) | % | | | | 80 | 79 | 70-130 | | | |

**Results presented on this page are in the units indicated by the "Units" column except where an alternate unit is presented to the right of the result.**

## REPORT OF LABORATORY ANALYSIS

This report shall not be reproduced, except in full,
without the written consent of Pace Analytical Services, LLC.

**Pace Analytical Services, LLC**
9800 Kincey Ave. Suite 100
Huntersville, NC 28078
(704)875-9092

## QUALITY CONTROL DATA

Project: CPC HUNTERSVILLE
Pace Project No.: 92580903

QC Batch: 670254 Analysis Method: MADEP VPH
QC Batch Method: MADEP VPH Analysis Description: VPH NC Water
Laboratory: Pace Analytical Services - Charlotte
Associated Lab Samples: 92580903004, 92580903005, 92580903006, 92580903007, 92580903008, 92580903009, 92580903010, 92580903011, 92580903012, 92580903013, 92580903014, 92580903015

METHOD BLANK: 3509622 Matrix: Water
Associated Lab Samples: 92580903004, 92580903005, 92580903006, 92580903007, 92580903008, 92580903009, 92580903010, 92580903011, 92580903012, 92580903013, 92580903014, 92580903015

| Parameter | Units | Blank Result | Reporting Limit | MDL | Analyzed | Qualifiers |
|---|---|---|---|---|---|---|
| Aliphatic (C05-C08) | ug/L | ND | 50.0 | 50.0 | 01/06/22 19:43 | N2 |
| Aromatic (C09-C10) | ug/L | ND | 50.0 | 50.0 | 01/06/22 19:43 | N2 |
| 4-Bromofluorobenzene (FID) (S) | % | 99 | 70-130 | | 01/06/22 19:43 | |
| 4-Bromofluorobenzene (PID) (S) | % | 83 | 70-130 | | 01/06/22 19:43 | |

LABORATORY CONTROL SAMPLE & LCSD: 3509623 3509624

| Parameter | Units | Spike Conc. | LCS Result | LCSD Result | LCS % Rec | LCSD % Rec | % Rec Limits | RPD | Max RPD | Qualifiers |
|---|---|---|---|---|---|---|---|---|---|---|
| Aliphatic (C05-C08) | ug/L | 300 | 282 | 285 | 94 | 95 | 70-130 | 1 | 25 | N2 |
| Aromatic (C09-C10) | ug/L | 100 | 88.1 | 88.7 | 88 | 89 | 70-130 | 1 | 25 | N2 |
| 4-Bromofluorobenzene (FID) (S) | % | | | | 99 | 101 | 70-130 | | | |
| 4-Bromofluorobenzene (PID) (S) | % | | | | 80 | 82 | 70-130 | | | |

**Results presented on this page are in the units indicated by the "Units" column except where an alternate unit is presented to the right of the result.**

## REPORT OF LABORATORY ANALYSIS

This report shall not be reproduced, except in full,
without the written consent of Pace Analytical Services, LLC.

**Pace Analytical Services, LLC**
9800 Kincey Ave. Suite 100
Huntersville, NC 28078
(704)875-9092

## QUALITY CONTROL DATA

Project: CPC HUNTERSVILLE
Pace Project No.: 92580903

QC Batch: 669880
QC Batch Method: SM 6200B
Analysis Method: SM 6200B
Analysis Description: 6200B MSV
Laboratory: Pace Analytical Services - Charlotte
Associated Lab Samples: 92580903006, 92580903007, 92580903008, 92580903009, 92580903010, 92580903011, 92580903014

METHOD BLANK: 3507339 Matrix: Water
Associated Lab Samples: 92580903006, 92580903007, 92580903008, 92580903009, 92580903010, 92580903011, 92580903014

| Parameter | Units | Blank Result | Reporting Limit | MDL | Analyzed | Qualifiers |
|---|---|---|---|---|---|---|
| 1,1,1,2-Tetrachloroethane | ug/L | ND | 0.50 | 0.31 | 01/05/22 11:05 | |
| 1,1,1-Trichloroethane | ug/L | ND | 0.50 | 0.33 | 01/05/22 11:05 | |
| 1,1,2,2-Tetrachloroethane | ug/L | ND | 0.50 | 0.22 | 01/05/22 11:05 | |
| 1,1,2-Trichloroethane | ug/L | ND | 0.50 | 0.32 | 01/05/22 11:05 | |
| 1,1-Dichloroethane | ug/L | ND | 0.50 | 0.37 | 01/05/22 11:05 | |
| 1,1-Dichloroethene | ug/L | ND | 0.50 | 0.35 | 01/05/22 11:05 | |
| 1,1-Dichloropropene | ug/L | ND | 0.50 | 0.43 | 01/05/22 11:05 | |
| 1,2,3-Trichlorobenzene | ug/L | ND | 2.0 | 0.81 | 01/05/22 11:05 | |
| 1,2,3-Trichloropropane | ug/L | ND | 0.50 | 0.26 | 01/05/22 11:05 | |
| 1,2,4-Trichlorobenzene | ug/L | ND | 2.0 | 0.64 | 01/05/22 11:05 | |
| 1,2,4-Trimethylbenzene | ug/L | ND | 0.50 | 0.50 | 01/05/22 11:05 | |
| 1,2-Dibromo-3-chloropropane | ug/L | ND | 1.0 | 0.34 | 01/05/22 11:05 | |
| 1,2-Dibromoethane (EDB) | ug/L | ND | 0.50 | 0.27 | 01/05/22 11:05 | |
| 1,2-Dichlorobenzene | ug/L | ND | 0.50 | 0.34 | 01/05/22 11:05 | |
| 1,2-Dichloroethane | ug/L | ND | 0.50 | 0.32 | 01/05/22 11:05 | |
| 1,2-Dichloropropane | ug/L | ND | 0.50 | 0.36 | 01/05/22 11:05 | |
| 1,3,5-Trimethylbenzene | ug/L | ND | 0.50 | 0.33 | 01/05/22 11:05 | |
| 1,3-Dichlorobenzene | ug/L | ND | 0.50 | 0.34 | 01/05/22 11:05 | |
| 1,3-Dichloropropane | ug/L | ND | 0.50 | 0.28 | 01/05/22 11:05 | |
| 1,4-Dichlorobenzene | ug/L | ND | 0.50 | 0.33 | 01/05/22 11:05 | |
| 2,2-Dichloropropane | ug/L | ND | 0.50 | 0.39 | 01/05/22 11:05 | |
| 2-Chlorotoluene | ug/L | ND | 0.50 | 0.32 | 01/05/22 11:05 | |
| 4-Chlorotoluene | ug/L | ND | 0.50 | 0.32 | 01/05/22 11:05 | |
| Benzene | ug/L | ND | 0.50 | 0.34 | 01/05/22 11:05 | |
| Bromobenzene | ug/L | ND | 0.50 | 0.29 | 01/05/22 11:05 | |
| Bromochloromethane | ug/L | ND | 0.50 | 0.47 | 01/05/22 11:05 | |
| Bromodichloromethane | ug/L | ND | 0.50 | 0.31 | 01/05/22 11:05 | |
| Bromoform | ug/L | ND | 0.50 | 0.34 | 01/05/22 11:05 | |
| Bromomethane | ug/L | ND | 5.0 | 1.7 | 01/05/22 11:05 | |
| Carbon tetrachloride | ug/L | ND | 0.50 | 0.33 | 01/05/22 11:05 | |
| Chlorobenzene | ug/L | ND | 0.50 | 0.28 | 01/05/22 11:05 | |
| Chloroethane | ug/L | ND | 1.0 | 0.65 | 01/05/22 11:05 | |
| Chloroform | ug/L | ND | 0.50 | 0.35 | 01/05/22 11:05 | |
| Chloromethane | ug/L | ND | 1.0 | 0.54 | 01/05/22 11:05 | |
| cis-1,2-Dichloroethene | ug/L | ND | 0.50 | 0.38 | 01/05/22 11:05 | |
| cis-1,3-Dichloropropene | ug/L | ND | 0.50 | 0.36 | 01/05/22 11:05 | |
| Dibromochloromethane | ug/L | ND | 0.50 | 0.36 | 01/05/22 11:05 | |
| Dibromomethane | ug/L | ND | 0.50 | 0.39 | 01/05/22 11:05 | |
| Dichlorodifluoromethane | ug/L | ND | 0.50 | 0.35 | 01/05/22 11:05 | |
| Diisopropyl ether | ug/L | ND | 0.50 | 0.31 | 01/05/22 11:05 | |

**Results presented on this page are in the units indicated by the "Units" column except where an alternate unit is presented to the right of the result.**

## REPORT OF LABORATORY ANALYSIS

This report shall not be reproduced, except in full,
without the written consent of Pace Analytical Services, LLC.

**Pace Analytical Services, LLC**
9800 Kincey Ave. Suite 100
Huntersville, NC 28078
(704)875-9092

## QUALITY CONTROL DATA

Project: CPC HUNTERSVILLE
Pace Project No.: 92580903

METHOD BLANK: 3507339 Matrix: Water
Associated Lab Samples: 92580903006, 92580903007, 92580903008, 92580903009, 92580903010, 92580903011, 92580903014

| Parameter | Units | Blank Result | Reporting Limit | MDL | Analyzed | Qualifiers |
|---|---|---|---|---|---|---|
| Ethylbenzene | ug/L | ND | 0.50 | 0.30 | 01/05/22 11:05 | |
| Hexachloro-1,3-butadiene | ug/L | ND | 2.0 | 1.5 | 01/05/22 11:05 | |
| Isopropylbenzene (Cumene) | ug/L | ND | 0.50 | 0.33 | 01/05/22 11:05 | |
| m&p-Xylene | ug/L | ND | 1.0 | 0.71 | 01/05/22 11:05 | |
| Methyl-tert-butyl ether | ug/L | ND | 0.50 | 0.42 | 01/05/22 11:05 | |
| Methylene Chloride | ug/L | ND | 2.0 | 2.0 | 01/05/22 11:05 | |
| n-Butylbenzene | ug/L | ND | 0.50 | 0.49 | 01/05/22 11:05 | |
| n-Propylbenzene | ug/L | ND | 0.50 | 0.34 | 01/05/22 11:05 | |
| Naphthalene | ug/L | ND | 2.0 | 0.64 | 01/05/22 11:05 | |
| o-Xylene | ug/L | ND | 0.50 | 0.34 | 01/05/22 11:05 | |
| sec-Butylbenzene | ug/L | ND | 0.50 | 0.40 | 01/05/22 11:05 | |
| Styrene | ug/L | ND | 0.50 | 0.29 | 01/05/22 11:05 | |
| tert-Butylbenzene | ug/L | ND | 0.50 | 0.32 | 01/05/22 11:05 | |
| Tetrachloroethene | ug/L | ND | 0.50 | 0.29 | 01/05/22 11:05 | |
| Toluene | ug/L | ND | 0.50 | 0.48 | 01/05/22 11:05 | |
| trans-1,2-Dichloroethene | ug/L | ND | 0.50 | 0.40 | 01/05/22 11:05 | |
| trans-1,3-Dichloropropene | ug/L | ND | 0.50 | 0.36 | 01/05/22 11:05 | |
| Trichloroethene | ug/L | ND | 0.50 | 0.38 | 01/05/22 11:05 | |
| Trichlorofluoromethane | ug/L | ND | 1.0 | 0.30 | 01/05/22 11:05 | |
| Vinyl chloride | ug/L | ND | 1.0 | 0.39 | 01/05/22 11:05 | |
| 1,2-Dichloroethane-d4 (S) | % | 90 | 70-130 | | 01/05/22 11:05 | |
| 4-Bromofluorobenzene (S) | % | 95 | 70-130 | | 01/05/22 11:05 | |
| Toluene-d8 (S) | % | 102 | 70-130 | | 01/05/22 11:05 | |

LABORATORY CONTROL SAMPLE: 3507340

| Parameter | Units | Spike Conc. | LCS Result | LCS % Rec | % Rec Limits | Qualifiers |
|---|---|---|---|---|---|---|
| 1,1,1,2-Tetrachloroethane | ug/L | 50 | 46.4 | 93 | 60-140 | |
| 1,1,1-Trichloroethane | ug/L | 50 | 44.1 | 88 | 60-140 | |
| 1,1,2,2-Tetrachloroethane | ug/L | 50 | 48.7 | 97 | 60-140 | |
| 1,1,2-Trichloroethane | ug/L | 50 | 53.6 | 107 | 60-140 | |
| 1,1-Dichloroethane | ug/L | 50 | 48.7 | 97 | 60-140 | |
| 1,1-Dichloroethene | ug/L | 50 | 47.9 | 96 | 60-140 | |
| 1,1-Dichloropropene | ug/L | 50 | 46.6 | 93 | 60-140 | |
| 1,2,3-Trichlorobenzene | ug/L | 50 | 48.8 | 98 | 60-140 | |
| 1,2,3-Trichloropropane | ug/L | 50 | 43.3 | 87 | 60-140 | |
| 1,2,4-Trichlorobenzene | ug/L | 50 | 50.3 | 101 | 60-140 | |
| 1,2,4-Trimethylbenzene | ug/L | 50 | 49.3 | 99 | 60-140 | |
| 1,2-Dibromo-3-chloropropane | ug/L | 50 | 43.4 | 87 | 60-140 | |
| 1,2-Dibromoethane (EDB) | ug/L | 50 | 50.1 | 100 | 60-140 | |
| 1,2-Dichlorobenzene | ug/L | 50 | 49.4 | 99 | 60-140 | |
| 1,2-Dichloroethane | ug/L | 50 | 41.9 | 84 | 60-140 | |
| 1,2-Dichloropropane | ug/L | 50 | 49.7 | 99 | 60-140 | |
| 1,3,5-Trimethylbenzene | ug/L | 50 | 49.4 | 99 | 60-140 | |

**Results presented on this page are in the units indicated by the "Units" column except where an alternate unit is presented to the right of the result.**

## REPORT OF LABORATORY ANALYSIS

This report shall not be reproduced, except in full,
without the written consent of Pace Analytical Services, LLC.

**Pace Analytical Services, LLC**
9800 Kincey Ave. Suite 100
Huntersville, NC 28078
(704)875-9092

## QUALITY CONTROL DATA

Project: CPC HUNTERSVILLE
Pace Project No.: 92580903

LABORATORY CONTROL SAMPLE: 3507340

| Parameter | Units | Spike Conc. | LCS Result | LCS % Rec | % Rec Limits | Qualifiers |
|---|---|---|---|---|---|---|
| 1,3-Dichlorobenzene | ug/L | 50 | 49.1 | 98 | 60-140 | |
| 1,3-Dichloropropane | ug/L | 50 | 48.3 | 97 | 60-140 | |
| 1,4-Dichlorobenzene | ug/L | 50 | 48.7 | 97 | 60-140 | |
| 2,2-Dichloropropane | ug/L | 50 | 47.2 | 94 | 60-140 | |
| 2-Chlorotoluene | ug/L | 50 | 50.3 | 101 | 60-140 | |
| 4-Chlorotoluene | ug/L | 50 | 45.8 | 92 | 60-140 | |
| Benzene | ug/L | 50 | 50.3 | 101 | 60-140 | |
| Bromobenzene | ug/L | 50 | 47.7 | 95 | 60-140 | |
| Bromochloromethane | ug/L | 50 | 51.8 | 104 | 60-140 | |
| Bromodichloromethane | ug/L | 50 | 46.0 | 92 | 60-140 | |
| Bromoform | ug/L | 50 | 47.5 | 95 | 60-140 | |
| Bromomethane | ug/L | 50 | 48.4 | 97 | 60-140 | |
| Carbon tetrachloride | ug/L | 50 | 41.7 | 83 | 60-140 | |
| Chlorobenzene | ug/L | 50 | 50.6 | 101 | 60-140 | |
| Chloroethane | ug/L | 50 | 36.6 | 73 | 60-140 | |
| Chloroform | ug/L | 50 | 46.5 | 93 | 60-140 | |
| Chloromethane | ug/L | 50 | 45.6 | 91 | 60-140 | |
| cis-1,2-Dichloroethene | ug/L | 50 | 45.1 | 90 | 60-140 | |
| cis-1,3-Dichloropropene | ug/L | 50 | 47.7 | 95 | 60-140 | |
| Dibromochloromethane | ug/L | 50 | 48.6 | 97 | 60-140 | |
| Dibromomethane | ug/L | 50 | 52.1 | 104 | 60-140 | |
| Dichlorodifluoromethane | ug/L | 50 | 43.7 | 87 | 60-140 | |
| Diisopropyl ether | ug/L | 50 | 44.3 | 89 | 60-140 | |
| Ethylbenzene | ug/L | 50 | 50.0 | 100 | 60-140 | |
| Hexachloro-1,3-butadiene | ug/L | 50 | 43.1 | 86 | 60-140 | |
| Isopropylbenzene (Cumene) | ug/L | 50 | 52.4 | 105 | 60-140 | |
| m&p-Xylene | ug/L | 100 | 101 | 101 | 60-140 | |
| Methyl-tert-butyl ether | ug/L | 50 | 47.6 | 95 | 60-140 | |
| Methylene Chloride | ug/L | 50 | 46.0 | 92 | 60-140 | |
| n-Butylbenzene | ug/L | 50 | 48.5 | 97 | 60-140 | |
| n-Propylbenzene | ug/L | 50 | 49.0 | 98 | 60-140 | |
| Naphthalene | ug/L | 50 | 46.2 | 92 | 60-140 | |
| o-Xylene | ug/L | 50 | 50.4 | 101 | 60-140 | |
| sec-Butylbenzene | ug/L | 50 | 49.1 | 98 | 60-140 | |
| Styrene | ug/L | 50 | 49.9 | 100 | 60-140 | |
| tert-Butylbenzene | ug/L | 50 | 41.9 | 84 | 60-140 | |
| Tetrachloroethene | ug/L | 50 | 44.9 | 90 | 60-140 | |
| Toluene | ug/L | 50 | 52.1 | 104 | 60-140 | |
| trans-1,2-Dichloroethene | ug/L | 50 | 49.2 | 98 | 60-140 | |
| trans-1,3-Dichloropropene | ug/L | 50 | 48.4 | 97 | 60-140 | |
| Trichloroethene | ug/L | 50 | 50.8 | 102 | 60-140 | |
| Trichlorofluoromethane | ug/L | 50 | 39.8 | 80 | 60-140 | |
| Vinyl chloride | ug/L | 50 | 50.5 | 101 | 60-140 | |
| 1,2-Dichloroethane-d4 (S) | % | | | 90 | 70-130 | |
| 4-Bromofluorobenzene (S) | % | | | 99 | 70-130 | |
| Toluene-d8 (S) | % | | | 102 | 70-130 | |

**Results presented on this page are in the units indicated by the "Units" column except where an alternate unit is presented to the right of the result.**

## REPORT OF LABORATORY ANALYSIS

This report shall not be reproduced, except in full,
without the written consent of Pace Analytical Services, LLC.

Pace Analytical Services, LLC
9800 Kincey Ave. Suite 100
Huntersville, NC 28078
(704)875-9092

## QUALITY CONTROL DATA

Project: CPC HUNTERSVILLE
Pace Project No.: 92580903

MATRIX SPIKE & MATRIX SPIKE DUPLICATE: 3507341 3507342

| Parameter | Units | 92580894001 Result | MS Spike Conc. | MSD Spike Conc. | MS Result | MSD Result | MS % Rec | MSD % Rec | % Rec Limits | RPD | Max RPD | Qual |
|---|---|---|---|---|---|---|---|---|---|---|---|---|
| 1,1,1,2-Tetrachloroethane | ug/L | <77.8 | 5000 | 5000 | 5170 | 5250 | 103 | 105 | 60-140 | 2 | 30 | |
| 1,1,1-Trichloroethane | ug/L | <83.0 | 5000 | 5000 | 4810 | 4820 | 96 | 96 | 60-140 | 0 | 30 | |
| 1,1,2,2-Tetrachloroethane | ug/L | <56.2 | 5000 | 5000 | 5360 | 5330 | 107 | 107 | 60-140 | 1 | 30 | |
| 1,1,2-Trichloroethane | ug/L | <81.2 | 5000 | 5000 | 5880 | 6110 | 118 | 122 | 60-140 | 4 | 30 | |
| 1,1-Dichloroethane | ug/L | <91.8 | 5000 | 5000 | 5560 | 5770 | 111 | 115 | 60-140 | 4 | 30 | |
| 1,1-Dichloroethene | ug/L | <87.0 | 5000 | 5000 | 5300 | 5380 | 106 | 108 | 60-140 | 2 | 30 | |
| 1,1-Dichloropropene | ug/L | <107 | 5000 | 5000 | 5120 | 5320 | 102 | 106 | 60-140 | 4 | 30 | |
| 1,2,3-Trichlorobenzene | ug/L | <202 | 5000 | 5000 | 5360 | 5930 | 107 | 119 | 60-140 | 10 | 30 | |
| 1,2,3-Trichloropropane | ug/L | <65.2 | 5000 | 5000 | 4970 | 5040 | 99 | 101 | 60-140 | 1 | 30 | |
| 1,2,4-Trichlorobenzene | ug/L | <160 | 5000 | 5000 | 5690 | 5960 | 114 | 119 | 60-140 | 5 | 30 | |
| 1,2,4-Trimethylbenzene | ug/L | 2650 | 5000 | 5000 | 8450 | 8670 | 116 | 120 | 60-140 | 3 | 30 | |
| 1,2-Dibromo-3-chloropropane | ug/L | <85.0 | 5000 | 5000 | 4680 | 4450 | 94 | 89 | 60-140 | 5 | 30 | |
| 1,2-Dibromoethane (EDB) | ug/L | 584 | 5000 | 5000 | 6170 | 6180 | 112 | 112 | 60-140 | 0 | 30 | |
| 1,2-Dichlorobenzene | ug/L | <84.8 | 5000 | 5000 | 5710 | 5920 | 114 | 118 | 60-140 | 4 | 30 | |
| 1,2-Dichloroethane | ug/L | 283 | 5000 | 5000 | 5290 | 5140 | 100 | 97 | 60-140 | 3 | 30 | |
| 1,2-Dichloropropane | ug/L | <88.8 | 5000 | 5000 | 5820 | 5600 | 116 | 112 | 60-140 | 4 | 30 | |
| 1,3,5-Trimethylbenzene | ug/L | 679 | 5000 | 5000 | 6530 | 6760 | 117 | 122 | 60-140 | 4 | 30 | |
| 1,3-Dichlorobenzene | ug/L | <85.0 | 5000 | 5000 | 5600 | 5930 | 112 | 119 | 60-140 | 6 | 30 | |
| 1,3-Dichloropropane | ug/L | <71.0 | 5000 | 5000 | 5640 | 5530 | 113 | 111 | 60-140 | 2 | 30 | |
| 1,4-Dichlorobenzene | ug/L | <83.2 | 5000 | 5000 | 5630 | 5760 | 113 | 115 | 60-140 | 2 | 30 | |
| 2,2-Dichloropropane | ug/L | <97.0 | 5000 | 5000 | 4950 | 5010 | 99 | 100 | 60-140 | 1 | 30 | |
| 2-Chlorotoluene | ug/L | <80.2 | 5000 | 5000 | 5870 | 5910 | 117 | 118 | 60-140 | 1 | 30 | |
| 4-Chlorotoluene | ug/L | <81.0 | 5000 | 5000 | 5490 | 5660 | 110 | 113 | 60-140 | 3 | 30 | |
| Benzene | ug/L | 12500 | 5000 | 5000 | 18300 | 18600 | 116 | 120 | 60-140 | 1 | 30 | |
| Bromobenzene | ug/L | <72.5 | 5000 | 5000 | 5700 | 5850 | 114 | 117 | 60-140 | 3 | 30 | |
| Bromochloromethane | ug/L | <117 | 5000 | 5000 | 5970 | 6050 | 119 | 121 | 60-140 | 1 | 30 | |
| Bromodichloromethane | ug/L | <76.8 | 5000 | 5000 | 5170 | 5210 | 103 | 104 | 60-140 | 1 | 30 | |
| Bromoform | ug/L | <85.2 | 5000 | 5000 | 4780 | 4830 | 96 | 97 | 60-140 | 1 | 30 | |
| Bromomethane | ug/L | <415 | 5000 | 5000 | 4540 | 5510 | 91 | 110 | 60-140 | 19 | 30 | |
| Carbon tetrachloride | ug/L | <83.2 | 5000 | 5000 | 4530 | 4470 | 91 | 89 | 60-140 | 1 | 30 | |
| Chlorobenzene | ug/L | <71.0 | 5000 | 5000 | 5870 | 5920 | 117 | 118 | 60-140 | 1 | 30 | |
| Chloroethane | ug/L | <162 | 5000 | 5000 | 6140 | 6100 | 123 | 122 | 60-140 | 1 | 30 | |
| Chloroform | ug/L | <88.2 | 5000 | 5000 | 5670 | 5670 | 113 | 113 | 60-140 | 0 | 30 | |
| Chloromethane | ug/L | <135 | 5000 | 5000 | 4990 | 5010 | 100 | 100 | 60-140 | 0 | 30 | |
| cis-1,2-Dichloroethene | ug/L | <96.0 | 5000 | 5000 | 5220 | 5370 | 104 | 107 | 60-140 | 3 | 30 | |
| cis-1,3-Dichloropropene | ug/L | <91.2 | 5000 | 5000 | 5310 | 5430 | 106 | 109 | 60-140 | 2 | 30 | |
| Dibromochloromethane | ug/L | <89.8 | 5000 | 5000 | 5340 | 5310 | 107 | 106 | 60-140 | 1 | 30 | |
| Dibromomethane | ug/L | <98.5 | 5000 | 5000 | 5850 | 6070 | 117 | 121 | 60-140 | 4 | 30 | |
| Dichlorodifluoromethane | ug/L | <86.5 | 5000 | 5000 | 3390 | 3390 | 68 | 68 | 60-140 | 0 | 30 | |
| Diisopropyl ether | ug/L | 204 | 5000 | 5000 | 5280 | 5360 | 102 | 103 | 60-140 | 1 | 30 | |
| Ethylbenzene | ug/L | 2280 | 5000 | 5000 | 8060 | 8110 | 116 | 117 | 60-140 | 1 | 30 | |
| Hexachloro-1,3-butadiene | ug/L | <382 | 5000 | 5000 | 4820 | 4910 | 96 | 98 | 60-140 | 2 | 30 | |
| Isopropylbenzene (Cumene) | ug/L | <83.2 | 5000 | 5000 | 5990 | 6160 | 120 | 123 | 60-140 | 3 | 30 | |
| m&p-Xylene | ug/L | 11600 | 10000 | 10000 | 23100 | 23500 | 115 | 119 | 60-140 | 2 | 30 | |

**Results presented on this page are in the units indicated by the "Units" column except where an alternate unit is presented to the right of the result.**

## REPORT OF LABORATORY ANALYSIS

This report shall not be reproduced, except in full,
without the written consent of Pace Analytical Services, LLC.

**Pace Analytical Services, LLC**
9800 Kincey Ave. Suite 100
Huntersville, NC 28078
(704)875-9092

## QUALITY CONTROL DATA

Project: CPC HUNTERSVILLE
Pace Project No.: 92580903

MATRIX SPIKE & MATRIX SPIKE DUPLICATE: 3507341 3507342

| Parameter | Units | 92580894001 Result | MS Spike Conc. | MSD Spike Conc. | MS Result | MSD Result | MS % Rec | MSD % Rec | % Rec Limits | RPD | Max RPD | Qual |
|---|---|---|---|---|---|---|---|---|---|---|---|---|
| Methyl-tert-butyl ether | ug/L | 1550 | 5000 | 5000 | 6850 | 6740 | 106 | 104 | 60-140 | 2 | 30 | |
| Methylene Chloride | ug/L | <488 | 5000 | 5000 | 5000 | 5030 | 100 | 101 | 60-140 | 1 | 30 | |
| n-Butylbenzene | ug/L | <122 | 5000 | 5000 | 5470 | 5730 | 109 | 115 | 60-140 | 5 | 30 | |
| n-Propylbenzene | ug/L | 116J | 5000 | 5000 | 5860 | 6090 | 115 | 119 | 60-140 | 4 | 30 | |
| Naphthalene | ug/L | 1030 | 5000 | 5000 | 5940 | 6140 | 98 | 102 | 60-140 | 3 | 30 | |
| o-Xylene | ug/L | 5580 | 5000 | 5000 | 11600 | 11500 | 120 | 119 | 60-140 | 0 | 30 | |
| sec-Butylbenzene | ug/L | <100 | 5000 | 5000 | 5480 | 5840 | 110 | 117 | 60-140 | 6 | 30 | |
| Styrene | ug/L | 82.3J | 5000 | 5000 | 5750 | 5920 | 113 | 117 | 60-140 | 3 | 30 | |
| tert-Butylbenzene | ug/L | <80.8 | 5000 | 5000 | 4760 | 4970 | 95 | 99 | 60-140 | 4 | 30 | |
| Tetrachloroethene | ug/L | <73.0 | 5000 | 5000 | 5040 | 5260 | 101 | 105 | 60-140 | 4 | 30 | |
| Toluene | ug/L | 36800 | 5000 | 5000 | 42800 | 43400 | 120 | 132 | 60-140 | 1 | 30 | |
| trans-1,2-Dichloroethene | ug/L | <99.0 | 5000 | 5000 | 5700 | 5780 | 114 | 116 | 60-140 | 1 | 30 | |
| trans-1,3-Dichloropropene | ug/L | <90.8 | 5000 | 5000 | 5310 | 5360 | 106 | 107 | 60-140 | 1 | 30 | |
| Trichloroethene | ug/L | <95.8 | 5000 | 5000 | 5790 | 5860 | 116 | 117 | 60-140 | 1 | 30 | |
| Trichlorofluoromethane | ug/L | <74.5 | 5000 | 5000 | 4050 | 4090 | 81 | 82 | 60-140 | 1 | 30 | |
| Vinyl chloride | ug/L | <96.5 | 5000 | 5000 | 5600 | 5580 | 112 | 112 | 60-140 | 0 | 30 | |
| 1,2-Dichloroethane-d4 (S) | % | | | | | | 86 | 86 | 70-130 | | | |
| 4-Bromofluorobenzene (S) | % | | | | | | 96 | 96 | 70-130 | | | |
| Toluene-d8 (S) | % | | | | | | 102 | 102 | 70-130 | | | |

**Results presented on this page are in the units indicated by the "Units" column except where an alternate unit is presented to the right of the result.**

## REPORT OF LABORATORY ANALYSIS

This report shall not be reproduced, except in full,
without the written consent of Pace Analytical Services, LLC.

**Pace Analytical Services, LLC**
9800 Kincey Ave. Suite 100
Huntersville, NC 28078
(704)875-9092

## QUALITY CONTROL DATA

Project: CPC HUNTERSVILLE
Pace Project No.: 92580903

QC Batch: 669881
QC Batch Method: SM 6200B
Analysis Method: SM 6200B
Analysis Description: 6200B MSV
Laboratory: Pace Analytical Services - Charlotte
Associated Lab Samples: 92580903001, 92580903002, 92580903003, 92580903004, 92580903005, 92580903012, 92580903013, 92580903015, 92580903016

METHOD BLANK: 3507345
Matrix: Water
Associated Lab Samples: 92580903001, 92580903002, 92580903003, 92580903004, 92580903005, 92580903012, 92580903013, 92580903015, 92580903016

| Parameter | Units | Blank Result | Reporting Limit | MDL | Analyzed | Qualifiers |
|---|---|---|---|---|---|---|
| 1,1,1,2-Tetrachloroethane | ug/L | ND | 0.50 | 0.31 | 01/05/22 12:57 | |
| 1,1,1-Trichloroethane | ug/L | ND | 0.50 | 0.33 | 01/05/22 12:57 | |
| 1,1,2,2-Tetrachloroethane | ug/L | ND | 0.50 | 0.22 | 01/05/22 12:57 | |
| 1,1,2-Trichloroethane | ug/L | ND | 0.50 | 0.32 | 01/05/22 12:57 | |
| 1,1-Dichloroethane | ug/L | ND | 0.50 | 0.37 | 01/05/22 12:57 | |
| 1,1-Dichloroethene | ug/L | ND | 0.50 | 0.35 | 01/05/22 12:57 | |
| 1,1-Dichloropropene | ug/L | ND | 0.50 | 0.43 | 01/05/22 12:57 | |
| 1,2,3-Trichlorobenzene | ug/L | ND | 2.0 | 0.81 | 01/05/22 12:57 | |
| 1,2,3-Trichloropropane | ug/L | ND | 0.50 | 0.26 | 01/05/22 12:57 | |
| 1,2,4-Trichlorobenzene | ug/L | ND | 2.0 | 0.64 | 01/05/22 12:57 | |
| 1,2,4-Trimethylbenzene | ug/L | ND | 0.50 | 0.50 | 01/05/22 12:57 | |
| 1,2-Dibromo-3-chloropropane | ug/L | ND | 1.0 | 0.34 | 01/05/22 12:57 | |
| 1,2-Dibromoethane (EDB) | ug/L | ND | 0.50 | 0.27 | 01/05/22 12:57 | |
| 1,2-Dichlorobenzene | ug/L | ND | 0.50 | 0.34 | 01/05/22 12:57 | |
| 1,2-Dichloroethane | ug/L | ND | 0.50 | 0.32 | 01/05/22 12:57 | |
| 1,2-Dichloropropane | ug/L | ND | 0.50 | 0.36 | 01/05/22 12:57 | |
| 1,3,5-Trimethylbenzene | ug/L | ND | 0.50 | 0.33 | 01/05/22 12:57 | |
| 1,3-Dichlorobenzene | ug/L | ND | 0.50 | 0.34 | 01/05/22 12:57 | |
| 1,3-Dichloropropane | ug/L | ND | 0.50 | 0.28 | 01/05/22 12:57 | |
| 1,4-Dichlorobenzene | ug/L | ND | 0.50 | 0.33 | 01/05/22 12:57 | |
| 2,2-Dichloropropane | ug/L | ND | 0.50 | 0.39 | 01/05/22 12:57 | |
| 2-Chlorotoluene | ug/L | ND | 0.50 | 0.32 | 01/05/22 12:57 | |
| 4-Chlorotoluene | ug/L | ND | 0.50 | 0.32 | 01/05/22 12:57 | |
| Benzene | ug/L | ND | 0.50 | 0.34 | 01/05/22 12:57 | |
| Bromobenzene | ug/L | ND | 0.50 | 0.29 | 01/05/22 12:57 | |
| Bromochloromethane | ug/L | ND | 0.50 | 0.47 | 01/05/22 12:57 | |
| Bromodichloromethane | ug/L | ND | 0.50 | 0.31 | 01/05/22 12:57 | |
| Bromoform | ug/L | ND | 0.50 | 0.34 | 01/05/22 12:57 | |
| Bromomethane | ug/L | ND | 5.0 | 1.7 | 01/05/22 12:57 | |
| Carbon tetrachloride | ug/L | ND | 0.50 | 0.33 | 01/05/22 12:57 | |
| Chlorobenzene | ug/L | ND | 0.50 | 0.28 | 01/05/22 12:57 | |
| Chloroethane | ug/L | ND | 1.0 | 0.65 | 01/05/22 12:57 | |
| Chloroform | ug/L | ND | 0.50 | 0.35 | 01/05/22 12:57 | |
| Chloromethane | ug/L | ND | 1.0 | 0.54 | 01/05/22 12:57 | |
| cis-1,2-Dichloroethene | ug/L | ND | 0.50 | 0.38 | 01/05/22 12:57 | |
| cis-1,3-Dichloropropene | ug/L | ND | 0.50 | 0.36 | 01/05/22 12:57 | |
| Dibromochloromethane | ug/L | ND | 0.50 | 0.36 | 01/05/22 12:57 | |
| Dibromomethane | ug/L | ND | 0.50 | 0.39 | 01/05/22 12:57 | |
| Dichlorodifluoromethane | ug/L | ND | 0.50 | 0.35 | 01/05/22 12:57 | |

**Results presented on this page are in the units indicated by the "Units" column except where an alternate unit is presented to the right of the result.**

## REPORT OF LABORATORY ANALYSIS

This report shall not be reproduced, except in full,
without the written consent of Pace Analytical Services, LLC.

Pace Analytical Services, LLC
9800 Kincey Ave. Suite 100
Huntersville, NC 28078
(704)875-9092

## QUALITY CONTROL DATA

Project: CPC HUNTERSVILLE
Pace Project No.: 92580903

METHOD BLANK: 3507345 Matrix: Water

Associated Lab Samples: 92580903001, 92580903002, 92580903003, 92580903004, 92580903005, 92580903012, 92580903013, 92580903015, 92580903016

| Parameter | Units | Blank Result | Reporting Limit | MDL | Analyzed | Qualifiers |
|---|---|---|---|---|---|---|
| Diisopropyl ether | ug/L | ND | 0.50 | 0.31 | 01/05/22 12:57 | |
| Ethylbenzene | ug/L | ND | 0.50 | 0.30 | 01/05/22 12:57 | |
| Hexachloro-1,3-butadiene | ug/L | ND | 2.0 | 1.5 | 01/05/22 12:57 | |
| Isopropylbenzene (Cumene) | ug/L | ND | 0.50 | 0.33 | 01/05/22 12:57 | |
| m&p-Xylene | ug/L | ND | 1.0 | 0.71 | 01/05/22 12:57 | |
| Methyl-tert-butyl ether | ug/L | ND | 0.50 | 0.42 | 01/05/22 12:57 | |
| Methylene Chloride | ug/L | ND | 2.0 | 2.0 | 01/05/22 12:57 | |
| n-Butylbenzene | ug/L | ND | 0.50 | 0.49 | 01/05/22 12:57 | |
| n-Propylbenzene | ug/L | ND | 0.50 | 0.34 | 01/05/22 12:57 | |
| Naphthalene | ug/L | ND | 2.0 | 0.64 | 01/05/22 12:57 | |
| o-Xylene | ug/L | ND | 0.50 | 0.34 | 01/05/22 12:57 | |
| sec-Butylbenzene | ug/L | ND | 0.50 | 0.40 | 01/05/22 12:57 | |
| Styrene | ug/L | ND | 0.50 | 0.29 | 01/05/22 12:57 | |
| tert-Butylbenzene | ug/L | ND | 0.50 | 0.32 | 01/05/22 12:57 | |
| Tetrachloroethene | ug/L | ND | 0.50 | 0.29 | 01/05/22 12:57 | |
| Toluene | ug/L | ND | 0.50 | 0.48 | 01/05/22 12:57 | |
| trans-1,2-Dichloroethene | ug/L | ND | 0.50 | 0.40 | 01/05/22 12:57 | |
| trans-1,3-Dichloropropene | ug/L | ND | 0.50 | 0.36 | 01/05/22 12:57 | |
| Trichloroethene | ug/L | ND | 0.50 | 0.38 | 01/05/22 12:57 | |
| Trichlorofluoromethane | ug/L | ND | 1.0 | 0.30 | 01/05/22 12:57 | |
| Vinyl chloride | ug/L | ND | 1.0 | 0.39 | 01/05/22 12:57 | |
| 1,2-Dichloroethane-d4 (S) | % | 100 | 70-130 | | 01/05/22 12:57 | |
| 4-Bromofluorobenzene (S) | % | 95 | 70-130 | | 01/05/22 12:57 | |
| Toluene-d8 (S) | % | 100 | 70-130 | | 01/05/22 12:57 | |

LABORATORY CONTROL SAMPLE: 3507346

| Parameter | Units | Spike Conc. | LCS Result | LCS % Rec | % Rec Limits | Qualifiers |
|---|---|---|---|---|---|---|
| 1,1,1,2-Tetrachloroethane | ug/L | 50 | 52.3 | 105 | 60-140 | |
| 1,1,1-Trichloroethane | ug/L | 50 | 45.0 | 90 | 60-140 | |
| 1,1,2,2-Tetrachloroethane | ug/L | 50 | 52.2 | 104 | 60-140 | |
| 1,1,2-Trichloroethane | ug/L | 50 | 49.3 | 99 | 60-140 | |
| 1,1-Dichloroethane | ug/L | 50 | 45.4 | 91 | 60-140 | |
| 1,1-Dichloroethene | ug/L | 50 | 42.0 | 84 | 60-140 | |
| 1,1-Dichloropropene | ug/L | 50 | 44.6 | 89 | 60-140 | |
| 1,2,3-Trichlorobenzene | ug/L | 50 | 53.7 | 107 | 60-140 | |
| 1,2,3-Trichloropropane | ug/L | 50 | 55.0 | 110 | 60-140 | |
| 1,2,4-Trichlorobenzene | ug/L | 50 | 55.1 | 110 | 60-140 | |
| 1,2,4-Trimethylbenzene | ug/L | 50 | 51.6 | 103 | 60-140 | |
| 1,2-Dibromo-3-chloropropane | ug/L | 50 | 56.8 | 114 | 60-140 | |
| 1,2-Dibromoethane (EDB) | ug/L | 50 | 50.9 | 102 | 60-140 | |
| 1,2-Dichlorobenzene | ug/L | 50 | 49.9 | 100 | 60-140 | |
| 1,2-Dichloroethane | ug/L | 50 | 44.0 | 88 | 60-140 | |

**Results presented on this page are in the units indicated by the "Units" column except where an alternate unit is presented to the right of the result.**

## REPORT OF LABORATORY ANALYSIS

This report shall not be reproduced, except in full,
without the written consent of Pace Analytical Services, LLC.

**Pace Analytical Services, LLC**
9800 Kincey Ave. Suite 100
Huntersville, NC 28078
(704)875-9092

## QUALITY CONTROL DATA

Project: CPC HUNTERSVILLE
Pace Project No.: 92580903

LABORATORY CONTROL SAMPLE: 3507346

| Parameter | Units | Spike Conc. | LCS Result | LCS % Rec | % Rec Limits | Qualifiers |
|---|---|---|---|---|---|---|
| 1,2-Dichloropropane | ug/L | 50 | 48.7 | 97 | 60-140 | |
| 1,3,5-Trimethylbenzene | ug/L | 50 | 51.1 | 102 | 60-140 | |
| 1,3-Dichlorobenzene | ug/L | 50 | 49.8 | 100 | 60-140 | |
| 1,3-Dichloropropane | ug/L | 50 | 48.7 | 97 | 60-140 | |
| 1,4-Dichlorobenzene | ug/L | 50 | 49.1 | 98 | 60-140 | |
| 2,2-Dichloropropane | ug/L | 50 | 44.8 | 90 | 60-140 | |
| 2-Chlorotoluene | ug/L | 50 | 49.9 | 100 | 60-140 | |
| 4-Chlorotoluene | ug/L | 50 | 49.5 | 99 | 60-140 | |
| Benzene | ug/L | 50 | 46.3 | 93 | 60-140 | |
| Bromobenzene | ug/L | 50 | 50.3 | 101 | 60-140 | |
| Bromochloromethane | ug/L | 50 | 50.0 | 100 | 60-140 | |
| Bromodichloromethane | ug/L | 50 | 49.4 | 99 | 60-140 | |
| Bromoform | ug/L | 50 | 59.3 | 119 | 60-140 | |
| Bromomethane | ug/L | 50 | 47.9 | 96 | 60-140 | |
| Carbon tetrachloride | ug/L | 50 | 49.8 | 100 | 60-140 | |
| Chlorobenzene | ug/L | 50 | 48.0 | 96 | 60-140 | |
| Chloroethane | ug/L | 50 | 58.6 | 117 | 60-140 | |
| Chloroform | ug/L | 50 | 44.6 | 89 | 60-140 | |
| Chloromethane | ug/L | 50 | 39.8 | 80 | 60-140 | |
| cis-1,2-Dichloroethene | ug/L | 50 | 45.9 | 92 | 60-140 | |
| cis-1,3-Dichloropropene | ug/L | 50 | 51.9 | 104 | 60-140 | |
| Dibromochloromethane | ug/L | 50 | 54.1 | 108 | 60-140 | |
| Dibromomethane | ug/L | 50 | 52.3 | 105 | 60-140 | |
| Dichlorodifluoromethane | ug/L | 50 | 49.7 | 99 | 60-140 | |
| Diisopropyl ether | ug/L | 50 | 44.4 | 89 | 60-140 | |
| Ethylbenzene | ug/L | 50 | 49.1 | 98 | 60-140 | |
| Hexachloro-1,3-butadiene | ug/L | 50 | 53.8 | 108 | 60-140 | |
| Isopropylbenzene (Cumene) | ug/L | 50 | 52.6 | 105 | 60-140 | |
| m&p-Xylene | ug/L | 100 | 100 | 100 | 60-140 | |
| Methyl-tert-butyl ether | ug/L | 50 | 44.8 | 90 | 60-140 | |
| Methylene Chloride | ug/L | 50 | 46.6 | 93 | 60-140 | |
| n-Butylbenzene | ug/L | 50 | 54.5 | 109 | 60-140 | |
| n-Propylbenzene | ug/L | 50 | 50.7 | 101 | 60-140 | |
| Naphthalene | ug/L | 50 | 54.3 | 109 | 60-140 | |
| o-Xylene | ug/L | 50 | 52.0 | 104 | 60-140 | |
| sec-Butylbenzene | ug/L | 50 | 51.4 | 103 | 60-140 | |
| Styrene | ug/L | 50 | 51.5 | 103 | 60-140 | |
| tert-Butylbenzene | ug/L | 50 | 42.5 | 85 | 60-140 | |
| Tetrachloroethene | ug/L | 50 | 51.1 | 102 | 60-140 | |
| Toluene | ug/L | 50 | 46.4 | 93 | 60-140 | |
| trans-1,2-Dichloroethene | ug/L | 50 | 45.6 | 91 | 60-140 | |
| trans-1,3-Dichloropropene | ug/L | 50 | 51.9 | 104 | 60-140 | |
| Trichloroethene | ug/L | 50 | 47.0 | 94 | 60-140 | |
| Trichlorofluoromethane | ug/L | 50 | 54.0 | 108 | 60-140 | |
| Vinyl chloride | ug/L | 50 | 43.9 | 88 | 60-140 | |
| 1,2-Dichloroethane-d4 (S) | % | | | 95 | 70-130 | |
| 4-Bromofluorobenzene (S) | % | | | 98 | 70-130 | |

**Results presented on this page are in the units indicated by the "Units" column except where an alternate unit is presented to the right of the result.**

## REPORT OF LABORATORY ANALYSIS

This report shall not be reproduced, except in full,
without the written consent of Pace Analytical Services, LLC.

**Pace Analytical Services, LLC**
9800 Kincey Ave. Suite 100
Huntersville, NC 28078
(704)875-9092

## QUALITY CONTROL DATA

Project: CPC HUNTERSVILLE
Pace Project No.: 92580903

LABORATORY CONTROL SAMPLE: 3507346

| Parameter | Units | Spike Conc. | LCS Result | LCS % Rec | % Rec Limits | Qualifiers |
|---|---|---|---|---|---|---|
| Toluene-d8 (S) | % | | | 99 | 70-130 | |

MATRIX SPIKE & MATRIX SPIKE DUPLICATE: 3507347 3507348

| Parameter | Units | 92580901001 Result | MS Spike Conc. | MSD Spike Conc. | MS Result | MSD Result | MS % Rec | MSD % Rec | % Rec Limits | RPD | Max RPD | Qual |
|---|---|---|---|---|---|---|---|---|---|---|---|---|
| 1,1,1,2-Tetrachloroethane | ug/L | ND | 20 | 20 | 21.3 | 21.4 | 107 | 107 | 60-140 | 0 | 30 | |
| 1,1,1-Trichloroethane | ug/L | ND | 20 | 20 | 20.3 | 20.7 | 101 | 104 | 60-140 | 2 | 30 | |
| 1,1,2,2-Tetrachloroethane | ug/L | ND | 20 | 20 | 21.2 | 21.2 | 106 | 106 | 60-140 | 0 | 30 | |
| 1,1,2-Trichloroethane | ug/L | ND | 20 | 20 | 20.2 | 20.3 | 101 | 102 | 60-140 | 1 | 30 | |
| 1,1-Dichloroethane | ug/L | ND | 20 | 20 | 20.1 | 20.9 | 100 | 105 | 60-140 | 4 | 30 | |
| 1,1-Dichloroethene | ug/L | ND | 20 | 20 | 18.1 | 18.7 | 90 | 94 | 60-140 | 3 | 30 | |
| 1,1-Dichloropropene | ug/L | ND | 20 | 20 | 20.0 | 20.8 | 100 | 104 | 60-140 | 4 | 30 | |
| 1,2,3-Trichlorobenzene | ug/L | ND | 20 | 20 | 23.6 | 22.3 | 118 | 112 | 60-140 | 6 | 30 | |
| 1,2,3-Trichloropropane | ug/L | ND | 20 | 20 | 22.1 | 22.4 | 110 | 112 | 60-140 | 1 | 30 | |
| 1,2,4-Trichlorobenzene | ug/L | ND | 20 | 20 | 22.6 | 22.0 | 113 | 110 | 60-140 | 3 | 30 | |
| 1,2,4-Trimethylbenzene | ug/L | ND | 20 | 20 | 20.9 | 21.5 | 105 | 108 | 60-140 | 3 | 30 | |
| 1,2-Dibromo-3-chloropropane | ug/L | ND | 20 | 20 | 22.1 | 22.2 | 110 | 111 | 60-140 | 0 | 30 | |
| 1,2-Dibromoethane (EDB) | ug/L | ND | 20 | 20 | 20.5 | 20.8 | 103 | 104 | 60-140 | 1 | 30 | |
| 1,2-Dichlorobenzene | ug/L | ND | 20 | 20 | 20.2 | 20.7 | 101 | 104 | 60-140 | 2 | 30 | |
| 1,2-Dichloroethane | ug/L | ND | 20 | 20 | 19.2 | 19.8 | 96 | 99 | 60-140 | 3 | 30 | |
| 1,2-Dichloropropane | ug/L | ND | 20 | 20 | 20.4 | 21.4 | 102 | 107 | 60-140 | 5 | 30 | |
| 1,3,5-Trimethylbenzene | ug/L | ND | 20 | 20 | 21.0 | 21.3 | 105 | 107 | 60-140 | 2 | 30 | |
| 1,3-Dichlorobenzene | ug/L | ND | 20 | 20 | 20.2 | 20.7 | 101 | 103 | 60-140 | 2 | 30 | |
| 1,3-Dichloropropane | ug/L | ND | 20 | 20 | 20.1 | 20.5 | 101 | 103 | 60-140 | 2 | 30 | |
| 1,4-Dichlorobenzene | ug/L | ND | 20 | 20 | 20.1 | 20.5 | 101 | 102 | 60-140 | 1 | 30 | |
| 2,2-Dichloropropane | ug/L | ND | 20 | 20 | 20.0 | 20.3 | 100 | 102 | 60-140 | 1 | 30 | |
| 2-Chlorotoluene | ug/L | ND | 20 | 20 | 20.1 | 20.8 | 101 | 104 | 60-140 | 3 | 30 | |
| 4-Chlorotoluene | ug/L | ND | 20 | 20 | 20.4 | 20.4 | 102 | 102 | 60-140 | 0 | 30 | |
| Benzene | ug/L | ND | 20 | 20 | 19.8 | 20.7 | 99 | 104 | 60-140 | 5 | 30 | |
| Bromobenzene | ug/L | ND | 20 | 20 | 20.8 | 21.2 | 104 | 106 | 60-140 | 2 | 30 | |
| Bromochloromethane | ug/L | ND | 20 | 20 | 21.9 | 22.4 | 109 | 112 | 60-140 | 2 | 30 | |
| Bromodichloromethane | ug/L | ND | 20 | 20 | 19.7 | 21.0 | 99 | 105 | 60-140 | 6 | 30 | |
| Bromoform | ug/L | ND | 20 | 20 | 21.7 | 22.5 | 109 | 112 | 60-140 | 3 | 30 | |
| Bromomethane | ug/L | ND | 20 | 20 | 21.2 | 22.0 | 106 | 110 | 60-140 | 4 | 30 | |
| Carbon tetrachloride | ug/L | ND | 20 | 20 | 21.3 | 21.2 | 106 | 106 | 60-140 | 0 | 30 | |
| Chlorobenzene | ug/L | ND | 20 | 20 | 20.0 | 20.7 | 100 | 104 | 60-140 | 4 | 30 | |
| Chloroethane | ug/L | ND | 20 | 20 | 25.3 | 26.8 | 127 | 134 | 60-140 | 6 | 30 | |
| Chloroform | ug/L | ND | 20 | 20 | 18.9 | 19.6 | 95 | 98 | 60-140 | 4 | 30 | |
| Chloromethane | ug/L | ND | 20 | 20 | 19.1 | 18.9 | 95 | 95 | 60-140 | 1 | 30 | |
| cis-1,2-Dichloroethene | ug/L | ND | 20 | 20 | 20.1 | 20.5 | 101 | 102 | 60-140 | 2 | 30 | |
| cis-1,3-Dichloropropene | ug/L | ND | 20 | 20 | 20.6 | 20.9 | 103 | 104 | 60-140 | 1 | 30 | |
| Dibromochloromethane | ug/L | ND | 20 | 20 | 20.7 | 21.6 | 104 | 108 | 60-140 | 4 | 30 | |
| Dibromomethane | ug/L | ND | 20 | 20 | 21.3 | 21.2 | 107 | 106 | 60-140 | 1 | 30 | |

**Results presented on this page are in the units indicated by the "Units" column except where an alternate unit is presented to the right of the result.**

## REPORT OF LABORATORY ANALYSIS

This report shall not be reproduced, except in full,
without the written consent of Pace Analytical Services, LLC.

**Pace Analytical Services, LLC**
9800 Kincey Ave. Suite 100
Huntersville, NC 28078
(704)875-9092

## QUALITY CONTROL DATA

Project: CPC HUNTERSVILLE
Pace Project No.: 92580903

MATRIX SPIKE & MATRIX SPIKE DUPLICATE: 3507347 3507348

| Parameter | Units | 92580901001 Result | MS Spike Conc. | MSD Spike Conc. | MS Result | MSD Result | MS % Rec | MSD % Rec | % Rec Limits | RPD | Max RPD | Qual |
|---|---|---|---|---|---|---|---|---|---|---|---|---|
| Dichlorodifluoromethane | ug/L | ND | 20 | 20 | 20.2 | 20.4 | 101 | 102 | 60-140 | 1 | 30 | |
| Diisopropyl ether | ug/L | ND | 20 | 20 | 19.4 | 19.9 | 97 | 100 | 60-140 | 2 | 30 | |
| Ethylbenzene | ug/L | ND | 20 | 20 | 20.6 | 21.0 | 103 | 105 | 60-140 | 2 | 30 | |
| Hexachloro-1,3-butadiene | ug/L | ND | 20 | 20 | 23.3 | 23.1 | 117 | 116 | 60-140 | 1 | 30 | |
| Isopropylbenzene (Cumene) | ug/L | ND | 20 | 20 | 21.7 | 22.5 | 109 | 112 | 60-140 | 3 | 30 | |
| m&p-Xylene | ug/L | ND | 40 | 40 | 41.3 | 43.2 | 103 | 108 | 60-140 | 4 | 30 | |
| Methyl-tert-butyl ether | ug/L | ND | 20 | 20 | 19.1 | 19.5 | 95 | 98 | 60-140 | 2 | 30 | |
| Methylene Chloride | ug/L | ND | 20 | 20 | 19.9 | 20.4 | 99 | 102 | 60-140 | 3 | 30 | |
| n-Butylbenzene | ug/L | ND | 20 | 20 | 22.2 | 22.7 | 111 | 114 | 60-140 | 2 | 30 | |
| n-Propylbenzene | ug/L | ND | 20 | 20 | 20.7 | 21.2 | 103 | 106 | 60-140 | 3 | 30 | |
| Naphthalene | ug/L | ND | 20 | 20 | 23.5 | 22.1 | 117 | 111 | 60-140 | 6 | 30 | |
| o-Xylene | ug/L | ND | 20 | 20 | 21.2 | 22.1 | 106 | 110 | 60-140 | 4 | 30 | |
| sec-Butylbenzene | ug/L | ND | 20 | 20 | 21.3 | 22.0 | 107 | 110 | 60-140 | 3 | 30 | |
| Styrene | ug/L | ND | 20 | 20 | 20.9 | 21.3 | 105 | 106 | 60-140 | 2 | 30 | |
| tert-Butylbenzene | ug/L | ND | 20 | 20 | 17.6 | 18.0 | 88 | 90 | 60-140 | 3 | 30 | |
| Tetrachloroethene | ug/L | ND | 20 | 20 | 22.1 | 22.6 | 110 | 113 | 60-140 | 2 | 30 | |
| Toluene | ug/L | ND | 20 | 20 | 19.8 | 20.3 | 97 | 100 | 60-140 | 3 | 30 | |
| trans-1,2-Dichloroethene | ug/L | ND | 20 | 20 | 20.5 | 20.9 | 102 | 104 | 60-140 | 2 | 30 | |
| trans-1,3-Dichloropropene | ug/L | ND | 20 | 20 | 20.8 | 21.5 | 104 | 107 | 60-140 | 3 | 30 | |
| Trichloroethene | ug/L | ND | 20 | 20 | 20.0 | 20.2 | 100 | 101 | 60-140 | 1 | 30 | |
| Trichlorofluoromethane | ug/L | ND | 20 | 20 | 19.4 | 19.7 | 97 | 98 | 60-140 | 1 | 30 | |
| Vinyl chloride | ug/L | ND | 20 | 20 | 20.1 | 20.2 | 100 | 101 | 60-140 | 1 | 30 | |
| 1,2-Dichloroethane-d4 (S) | % | | | | | | 94 | 94 | 70-130 | | | |
| 4-Bromofluorobenzene (S) | % | | | | | | 98 | 98 | 70-130 | | | |
| Toluene-d8 (S) | % | | | | | | 99 | 98 | 70-130 | | | |

**Results presented on this page are in the units indicated by the "Units" column except where an alternate unit is presented to the right of the result.**

## REPORT OF LABORATORY ANALYSIS

This report shall not be reproduced, except in full,
without the written consent of Pace Analytical Services, LLC.

**Pace Analytical Services, LLC**
9800 Kincey Ave. Suite 100
Huntersville, NC 28078
(704)875-9092

# QUALIFIERS

Project: CPC HUNTERSVILLE
Pace Project No.: 92580903

## DEFINITIONS

DF - Dilution Factor, if reported, represents the factor applied to the reported data due to dilution of the sample aliquot.

ND - Not Detected at or above adjusted reporting limit.

TNTC - Too Numerous To Count

J - Estimated concentration above the adjusted method detection limit and below the adjusted reporting limit.

MDL - Adjusted Method Detection Limit.

PQL - Practical Quantitation Limit.

RL - Reporting Limit - The lowest concentration value that meets project requirements for quantitative data with known precision and bias for a specific analyte in a specific matrix.

S - Surrogate

1,2-Diphenylhydrazine decomposes to and cannot be separated from Azobenzene using Method 8270. The result for each analyte is a combined concentration.

Consistent with EPA guidelines, unrounded data are displayed and have been used to calculate % recovery and RPD values.

LCS(D) - Laboratory Control Sample (Duplicate)

MS(D) - Matrix Spike (Duplicate)

DUP - Sample Duplicate

RPD - Relative Percent Difference

NC - Not Calculable.

SG - Silica Gel - Clean-Up

U - Indicates the compound was analyzed for, but not detected.

Acid preservation may not be appropriate for 2 Chloroethylvinyl ether.

A separate vial preserved to a pH of 4-5 is recommended in SW846 Chapter 4 for the analysis of Acrolein and Acrylonitrile by EPA Method 8260.

N-Nitrosodiphenylamine decomposes and cannot be separated from Diphenylamine using Method 8270. The result reported for each analyte is a combined concentration.

Reported results are not rounded until the final step prior to reporting. Therefore, calculated parameters that are typically reported as "Total" may vary slightly from the sum of the reported component parameters.

Pace Analytical is TNI accredited. Contact your Pace PM for the current list of accredited analytes.

TNI - The NELAC Institute.

## ANALYTE QUALIFIERS

| | |
|---|---|
| N2 | The lab does not hold NELAC/TNI accreditation for this parameter but other accreditations/certifications may apply. A complete list of accreditations/certifications is available upon request. |



This report shall not be reproduced, except in full,
without the written consent of Pace Analytical Services, LLC.

Pace Analytical Services, LLC
9800 Kincey Ave. Suite 100
Huntersville, NC 28078
(704)875-9092

# QUALITY CONTROL DATA CROSS REFERENCE TABLE

Project: CPC HUNTERSVILLE
Pace Project No.: 92580903

| Lab ID | Sample ID | QC Batch Method | QC Batch | Analytical Method | Analytical Batch |
|---|---|---|---|---|---|
| **92580903001** | **MW-28** | MADEP VPH | 670001 | | |
| **92580903002** | **MW-80** | MADEP VPH | 670001 | | |
| **92580903003** | **MW-81** | MADEP VPH | 670001 | | |
| **92580903004** | **MW-16** | MADEP VPH | 670254 | | |
| **92580903005** | **MW-31** | MADEP VPH | 670254 | | |
| **92580903006** | **MW-84** | MADEP VPH | 670254 | | |
| **92580903007** | **MW-17** | MADEP VPH | 670254 | | |
| **92580903008** | **MW-81D** | MADEP VPH | 670254 | | |
| **92580903009** | **MW-79** | MADEP VPH | 670254 | | |
| **92580903010** | **MW-83** | MADEP VPH | 670254 | | |
| **92580903011** | **MW-77** | MADEP VPH | 670254 | | |
| **92580903012** | **EB-1-20220104** | MADEP VPH | 670254 | | |
| **92580903013** | **EB-2-20220104** | MADEP VPH | 670254 | | |
| **92580903014** | **DUP-2-20220104** | MADEP VPH | 670254 | | |
| **92580903015** | **FB-2-20220104** | MADEP VPH | 670254 | | |
| **92580903001** | **MW-28** | SM 6200B | 669881 | | |
| **92580903002** | **MW-80** | SM 6200B | 669881 | | |
| **92580903003** | **MW-81** | SM 6200B | 669881 | | |
| **92580903004** | **MW-16** | SM 6200B | 669881 | | |
| **92580903005** | **MW-31** | SM 6200B | 669881 | | |
| **92580903006** | **MW-84** | SM 6200B | 669880 | | |
| **92580903007** | **MW-17** | SM 6200B | 669880 | | |
| **92580903008** | **MW-81D** | SM 6200B | 669880 | | |
| **92580903009** | **MW-79** | SM 6200B | 669880 | | |
| **92580903010** | **MW-83** | SM 6200B | 669880 | | |
| **92580903011** | **MW-77** | SM 6200B | 669880 | | |
| **92580903012** | **EB-1-20220104** | SM 6200B | 669881 | | |
| **92580903013** | **EB-2-20220104** | SM 6200B | 669881 | | |
| **92580903014** | **DUP-2-20220104** | SM 6200B | 669880 | | |
| **92580903015** | **FB-2-20220104** | SM 6200B | 669881 | | |
| **92580903016** | **TRIP BLANK** | SM 6200B | 669881 | | |



This report shall not be reproduced, except in full,
without the written consent of Pace Analytical Services, LLC.

| Pace Analytical® | Document Name: Sample Condition Upon Receipt (SCUR) | Document Revised: November 15, 2021 Page 1 of 2 |
|---|---|---|
| | Document No.: F-CAR-CS-033-Rev.08 | Issuing Authority: Pace Carolinas Quality Office |

**Laboratory receiving samples:**
Asheville ☐ Eden ☐ Greenwood ☐ Huntersville ☒ Raleigh ☐ Mechanicsville ☐ Atlanta ☐ Kernersville ☐

**Sample Condition Upon Receipt**

**Client Name:** AECOM

**Project #:** WO# : 92580903

92580903

**Courier:** ☐ Commercial ☐ Fed Ex ☐ Pace ☐ UPS ☐ USPS ☐ Other:____ ☒ Client

**Custody Seal Present?** ☐ Yes ☒ No **Seals Intact?** ☐ Yes ☒ No

**Date/Initials Person Examining Contents:** KH 1/4/22

**Packing Material:** ☐ Bubble Wrap ☒ Bubble Bags ☐ None ☐ Other

**Biological Tissue Frozen?** ☐ Yes ☐ No ☒ N/A

**Thermometer:** ☒ IR Gun ID: 92T064 ☒ Wet ☐ Blue ☐ None

**Type of Ice:**

**Cooler Temp:** 1.7, 2.6 **Correction Factor:** Add/Subtract (°C) 0

Temp should be above freezing to 6°C
☐ Samples out of temp criteria. Samples on ice, cooling process has begun

**Cooler Temp Corrected (°C):** 1.7, 2.6

**USDA Regulated Soil (☒ N/A, water sample)**

Did samples originate in a quarantine zone within the United States: CA, NY, or SC (check maps)? ☐ Yes ☐ No

Did samples originate from a foreign source (internationally, including Hawaii and Puerto Rico)? ☐ Yes ☐ No

| | | | | Comments/Discrepancy: |
|---|---|---|---|---|
| Chain of Custody Present? | ☒ Yes | ☐ No | ☐ N/A | 1. |
| Samples Arrived within Hold Time? | ☒ Yes | ☐ No | ☐ N/A | 2. |
| **Short Hold Time Analysis (<72 hr.)?** | ☐ Yes | ☒ No | ☐ N/A | 3. |
| **Rush Turn Around Time Requested?** | ☒ Yes | ☐ No | ☐ N/A | 4. |
| Sufficient Volume? | ☒ Yes | ☐ No | ☐ N/A | 5. |
| Correct Containers Used? | ☒ Yes | ☐ No | ☐ N/A | 6. |
| -Pace Containers Used? | ☒ Yes | ☐ No | ☐ N/A | |
| Containers Intact? | ☒ Yes | ☐ No | ☐ N/A | 7. |
| Dissolved analysis: Samples Field Filtered? | ☐ Yes | ☐ No | ☒ N/A | 8. |
| Sample Labels Match COC? | ☒ Yes | ☐ No | ☐ N/A | 9. |
| -Includes Date/Time/ID/Analysis Matrix: WT | | | | |
| Headspace in VOA Vials (>5-6mm)? | ☐ Yes | ☒ No | ☐ N/A | 10. |
| Trip Blank Present? | ☒ Yes | ☐ No | ☐ N/A | 11. |
| Trip Blank Custody Seals Present? | ☒ Yes | ☐ No | ☐ N/A | |

**COMMENTS/SAMPLE DISCREPANCY**

**Field Data Required?** ☐ Yes ☐ No

Lot ID of split containers:

**CLIENT NOTIFICATION/RESOLUTION**

Person contacted: _____ Date/Time: _____

**Project Manager SCURF Review:** _____ **Date:** _____

**Project Manager SRF Review:** _____ **Date:** _____

| Pace Analytical® | Document Name: Bottle Identification Form (BIF) | Document Issued: November 15, 2021 Page 1 of 1 |
|---|---|---|
| | Document No.: F-CAR-CS-043-Rev.01 | Issuing Authority: Pace Carolinas Quality Office |

***Check mark top half of box if pH and/or dechlorination is verified and within the acceptance range for preservation samples.**

Exceptions: VOA, Coliform, TOC, Oil and Grease, DRO/8015 (water) DOC, LLHg

****Bottom half of box is to list number of bottles**

Project # **WO#: 92580903**

PM: BV Due Date: 01/07/22

CLIENT: 92-AECOM CHA

| Matrix | Item# | BP4U-125 mL Plastic Unpreserved (N/A) (Cl-) | BP3U-250 mL Plastic Unpreserved (N/A) | BP2U-500 mL Plastic Unpreserved (N/A) | BP1U-1 liter Plastic Unpreserved (N/A) | BP4S-125 mL Plastic H2SO4 (pH < 2) (Cl-) | BP3N-250 mL plastic HNO3 (pH < 2) | BP4Z-125 mL Plastic ZN Acetate & NaOH (>9) | BP4B-125 mL Plastic NaOH (pH > 12) (Cl-) | WGFU-Wide-mouthed Glass jar Unpreserved | AG1U-1 liter Amber Unpreserved (N/A) (Cl-) | AG1H-1 liter Amber HCl (pH < 2) | AG3U-250 mL Amber Unpreserved (N/A) (Cl-) | AG1S-1 liter Amber H2SO4 (pH < 2) | AG3S-250 mL Amber H2SO4 (pH < 2) | AG3A(DG3A)-250 mL Amber NH4Cl (N/A)(Cl-) | DG9H-40 mL VOA HCl (N/A) | VG9T-40 mL VOA Na2S2O3 (N/A) | VG9U-40 mL VOA Unpreserved (N/A) | DG9P-40 mL VOA H3PO4 (N/A) | VOAK (3 vials per kit)-5035 kit (N/A) | V/GK (3 vials per kit)-VPH/Gas kit (N/A) | SP5T-125 mL Sterile Plastic (N/A – lab) | SP2T-250 mL Sterile Plastic (N/A – lab) | | BP3A-250 mL Plastic (NH2)2SO4 (9.3-9.7) | AG0U-100 mL Amber Unpreserved vials (N/A) | VSGU-20 mL Scintillation vials (N/A) | DG9U-40 mL Amber Unpreserved vials (N/A) |
|---|---|---|---|---|---|---|---|---|---|---|---|---|---|---|---|---|---|---|---|---|---|---|---|---|---|---|---|---|---|
| | 1 | | | | | | 1 | | | | | | | | | | 7 | | | | | | | | | | | | |
| | 2 | | | | | | 1 | | | | | | | | | | 7 | | | | | | | | | | | | |
| | 3 | | | | | | 1 | | | | | | | | | | 7 | | | | | | | | | | | | |
| | 4 | | | | | | 1 | | | | | | | | | | 7 | | | | | | | | | | | | |
| | 5 | | | | | | 1 | | | | | | | | | | 7 | | | | | | | | | | | | |
| | 6 | | | | | | 1 | | | | | | | | | | 7 | | | | | | | | | | | | |
| | 7 | | | | | | 1 | | | | | | | | | | 7 | | | | | | | | | | | | |
| | 8 | 1 | 1 | | | | 2 | 1 | | | | | | | | | 7 | | 3 | 3 | | | | | | | | | |
| | 9 | | | | | | 1 | | | | | | | | | | 7 | | | | | | | | | | | | |
| | 10 | | | | | | 1 | | | | | | | | | | 7 | | | | | | | | | | | | |
| | 11 | | | | | | 1 | | | | | | | | | | 7 | | | | | | | | | | | | |
| | 12 | 1 | 1 | | | | 2 | 1 | | | | | | | | | 7 | | 3 | 3 | | | | | | | | | |

## pH Adjustment Log for Preserved Samples

| Sample ID | Type of Preservative | pH upon receipt | Date preservation adjusted | Time preservation adjusted | Amount of Preservative added | Lot # |
|---|---|---|---|---|---|---|
| | | | | | | |
| | | | | | | |
| | | | | | | |

Note: Whenever there is a discrepancy affecting North Carolina compliance samples, a copy of this form will be sent to the North Carolina DEHNR Certification Office (i.e. Out of hold, incorrect preservative, out of temp, incorrect containers.

| Pace Analytical® | Document Name: Bottle Identification Form (BIF) | Document Issued: November 15, 2021 Page 1 of 1 |
|---|---|---|
| | Document No.: F-CAR-CS-043-Rev.01 | Issuing Authority: Pace Carolinas Quality Office |

***Check mark top half of box if pH and/or dechlorination is verified and within the acceptance range for preservation samples.**

Exceptions: VOA, Collform, TOC, Oil and Grease, DRO/8015 (water) DOC, LLHg

****Bottom half of box is to list number of bottles**

Project # **WO# : 92580903**

PM: BV Due Date: 01/07/22

CLIENT: 92-AECOM CHA

2

| Matrix | Item# | BP4U-125 mL Plastic Unpreserved (N/A) (Cl-) | BP3U-250 mL Plastic Unpreserved (N/A) | BP2U-500 mL Plastic Unpreserved (N/A) | BP1U-1 liter Plastic Unpreserved (N/A) | BP4S-125 mL Plastic H2SO4 (pH < 2) (Cl-) | BP3N-250 mL plastic HNO3 (pH < 2) | BP4Z-125 mL Plastic ZN Acetate & NaOH (>9) | BP4B-125 mL Plastic NaOH (pH > 12) (Cl-) | WGFU-Wide-mouthed Glass jar Unpreserved | AG1U-1 liter Amber Unpreserved (N/A) (Cl-) | AG1H-1 liter Amber HCl (pH < 2) | AG3U-250 mL Amber Unpreserved (N/A) (Cl-) | AG1S-1 liter Amber H2SO4 (pH < 2) | AG3S-250 mL Amber H2SO4 (pH < 2) | AG3A(DG3A)-250 mL Amber NH4Cl (N/A)(Cl-) | DG9H-40 mL VOA HCl (N/A) | VG9T-40 mL VOA Na2S2O3 (N/A) | VG9U-40 mL VOA Unpreserved (N/A) | DG9P-40 mL VOA H3PO4 (N/A) | VOAK (3 vials per kit)-5035 kit (N/A) | VJGK (3 vials per kit)-VPH/Gas kit (N/A) | SP5T-125 mL Sterile Plastic (N/A – lab) | SP2T-250 mL Sterile Plastic (N/A – lab) | | BP3A-250 mL Plastic (NH2)2SO4 (9.3-9.7) | AG0U-100 mL Amber Unpreserved vials (N/A) | VSGU-20 mL Scintillation vials (N/A) | DG9U-40 mL Amber Unpreserved vials (N/A) |
|---|---|---|---|---|---|---|---|---|---|---|---|---|---|---|---|---|---|---|---|---|---|---|---|---|---|---|---|---|---|
| | 1 | 1 | 3 | | | | 2 | 1 | | | | | | | | | 7 | | 3 | 3 | | | | | | | | | |
| | 2 | 1 | 3 | | | | 2 | 1 | | | | | | | | | 7 | | 3 | 3 | | | | | | | | | |
| | 3 | | | | | | 1 | | | | | | | | | | 7 | | | | | | | | | | | | |
| | 4 | | | | | | 1 | | | | | | | | | | 7 | | | | | | | | | | | | |
| | 5 | | | | | | 1 | | | | | | | | | | 7 | | | | | | | | | | | | |
| | 6 | | | | | | | | | | | | | | | | | | | | | | | | | | | | |
| | 7 | | | | | | 1 | | | | | | | | | | 7 | | | | | | | | | | | | |
| | 8 | | | | | | | | | | | | | | | | 7 | | | | | | | | | | | | |
| | 9 | | | | | | | | | | | | | | | | 4 | | | | | | | | | | | | |
| | 10 | | | | | | | | | | | | | | | | | | | | | | | | | | | | |
| | 11 | | | | | | | | | | | | | | | | | | | | | | | | | | | | |
| | 12 | | | | | | | | | | | | | | | | | | | | | | | | | | | | |

## pH Adjustment Log for Preserved Samples

| Sample ID | Type of Preservative | pH upon receipt | Date preservation adjusted | Time preservation adjusted | Amount of Preservative added | Lot # |
|---|---|---|---|---|---|---|
| | | | | | | |
| | | | | | | |
| | | | | | | |

Note: Whenever there is a discrepancy affecting North Carolina compliance samples, a copy of this form will be sent to the North Carolina DEHNR Certification Office (i.e. Out of hold, incorrect preservative, out of temp, incorrect containers.

Green

Pace Analytical
WWW.PACELABS.COM

# CHAIN-OF-CUSTODY / Analytical Request Document

The Chain-of-Custody is a LEGAL DOCUMENT. All relevant fields must be completed accurately.

Submitting a sample via this chain of custody constitutes acknowledgment and acceptance of the Pace Terms and Conditions found at https://info.pacelabs.com/hubfs/pas-standard-terms.pdf.

Page : 1 Of 2

| Section A Required Client Information: | | Section B Required Project Information: | | Section C Invoice Information: | |
|---|---|---|---|---|---|
| Company: | AECOM | Report To: | Andrew Wreschnig | Attention: | |
| Address: | 6000 Fairview Road | Copy To: | | Company Name: | |
| Suite 200, Charlotte, NC 28210 | | | | Address: | |
| Email: | andrew.wreschnig@aecom.com | Purchase Order #: | | Pace Quote: | |
| Phone: | (704)522-0330 Fax | Project Name: | CPC Huntersville 60639876 | Pace Project Manager: | bonnie.vang@pacelabs.com, |
| Requested Due Date: | 3-Day TAT | Project #: | | Pace Profile #: | 12518-3 |

Regulatory Agency:

State / Location: NC

MATRIX CODE: Drinking Water DW, Water WT, Waste Water WW, Product P, Soil/Solid SL, Oil OL, Wipe WP, Air AR, Other OT, Tissue TS

SAMPLE ID: One Character per box. (A-Z, 0-9 / , -) Sample Ids must be unique

Requested Analysis Filtered (Y/N)

| ITEM # | SAMPLE ID | MATRIX CODE (see valid codes to left) | SAMPLE TYPE (G=GRAB C=COMP) | COLLECTED START DATE | COLLECTED START TIME | COLLECTED END DATE | COLLECTED END TIME | SAMPLE TEMP AT COLLECTION | # OF CONTAINERS | Unpreserved | H2SO4 | HNO3 | HCl | NaOH | Na2S2O3 | Methanol | Other | Analyses Test Y/N | 6200 | VPH | Lead; Total | Trip BLANK | 2L DI Water | Alkalinity | Dissolved Cu-Fe | RSK-MEE | 353.2 NO2NO3 (48hr) | 300.0SO4 | Sulfide | TOC | Residual Chlorine (Y/N) | 92880903 |
|---|---|---|---|---|---|---|---|---|---|---|---|---|---|---|---|---|---|---|---|---|---|---|---|---|---|---|---|---|---|---|---|---|
| 1 | MW-28 | WT | G | 1/4/22 | 1035 | | | | 8 | | | X | X | | | | | | X | X | X | | | | | | | | | | | 001 |
| 2 | MW-80 | | | | 1050 | | | | | | | | | | | | | | | | | | | | | | | | | | | 002 |
| 3 | MW-81 | | | | 1125 | | | | | | | | | | | | | | | | | | | | | | | | | | | 003 |
| 4 | MW-16 | | | | 1145 | | | | | | | | | | | | | | | | | | | | | | | | | | | 004 |
| 5 | MW-31 | | | | 1220 | | | | | | | | | | | | | | | | | | | | | | | | | | | 005 |
| 6 | MW-84 | | | | 1255 | | | | | | | | | | | | | | | | | | | | | | | | | | | 006 |
| 7 | MW-17 | | | | 1325 | | | | | | | | | | | | | | | | | | | | | | | | | | | 007 |
| 8 | MW-31D | | | | 1340 | | | | 20 | X | | | | X | | | X | | | | | | | X | X | X | X | X | X | X | | MNA 017 |
| 9 | MW-81D | | | | 1305 | | | | 8 | | | | | | | | | | | | | | | | | | | | | | | 008 |
| 10 | MW-79 | | | | 1505 | | | | | | | | | | | | | | | | | | | | | | | | | | | 009 |
| 11 | MW-83 | | | | 1455 | | | | | | | | | | | | | | | | | | | | | | | | | | | 010 |
| 12 | MW-21 | | | | 1505 | | | | 20 | X | | | | X | | | X | | | | | | | X | X | X | X | X | X | X | | MNA 018 |

| ADDITIONAL COMMENTS | RELINQUISHED BY / AFFILIATION | DATE | TIME | ACCEPTED BY / AFFILIATION | DATE | TIME | SAMPLE CONDITIONS: TEMP in C | Received on Ice (Y/N) | Custody Sealed Cooler (Y/N) | Samples Intact (Y/N) |
|---|---|---|---|---|---|---|---|---|---|---|
| 3-Day TAT | Mike de Kozlowski / AECOM | 1/4/22 | 1740 | JB Pace HR | 1/4/22 | 1740 | 2.6 | Y | N | Y |
| Extra unpreserved bottle included | | | | | | | 1.7 | | | |
| with MNA kits to be lab filtered for | | | | | | | | | | |
| dissolved Fe | | | | | | | | | | |

SAMPLER NAME AND SIGNATURE

PRINT Name of SAMPLER: Mike de Kozlowski

SIGNATURE of SAMPLER: Mike de Kozlowski

DATE Signed: 1/4/22

Green

Pace Analytical
WWW.PACELABS.COM

# CHAIN-OF-CUSTODY / Analytical Request Document

The Chain-of-Custody is a LEGAL DOCUMENT. All relevant fields must be completed accurately.

Submitting a sample via this chain of custody constitutes acknowledgment and acceptance of the Pace Terms and Conditions found at https://info.pacelabs.com/hubfs/pas-standard-terms.pdf.

Page : 2 Of 3

| Section A Required Client Information: | | Section B Required Project Information: | | Section C Invoice Information: | |
|---|---|---|---|---|---|
| Company: | AECOM | Report To: | Andrew Wreschnig | Attention: | |
| Address: | 6000 Fairview Road | Copy To: | | Company Name: | |
| Suite 200, Charlotte, NC 28210 | | | | Address: | Regulatory Agency |
| Email: | andrew.wreschnig@aecom.com | Purchase Order #: | | Pace Quote: | |
| Phone: | (704)522-0330 Fax | Project Name: | CPC MNA Sampling | Pace Project Manager: | bonnie.vang@pacelabs.com, State / Location |
| Requested Due Date: | 3-Day TAT | Project #: | | Pace Profile #: | 12518-5 NC |

| ITEM # | SAMPLE ID (One Character per box. (A-Z, 0-9 / , -) Sample Ids must be unique) | MATRIX CODE (see valid codes to left) | SAMPLE TYPE (G=GRAB C=COMP) | COLLECTED START DATE | COLLECTED START TIME | COLLECTED END DATE | COLLECTED END TIME | SAMPLE TEMP AT COLLECTION | # OF CONTAINERS | Preservatives: Unpreserved | H2SO4 | HNO3 | HCl | NaOH | Na2S2O3 | Methanol | Other | Analyses Test Y/N | Alkalinity | Dissolved 6010-Fe | RSK-MEE | 353.2 NO2NO3 (48 hr hold t | 300.0-SO4 | Sulfide | TOC | 6200 | VPH | Lead, Total | Trip Blank | Residual Chlorine (Y/N) | 12809703 |
|---|---|---|---|---|---|---|---|---|---|---|---|---|---|---|---|---|---|---|---|---|---|---|---|---|---|---|---|---|---|
| 1 | MW-82 | WT | G | 1/4/22 | 1535 | | | | 20 | X | | X | X | X | | | X | X | X | X | X | X | X | X | X | X | | | MNA 019 |
| 2 | ~~MW-79~~ MW-79D | | | | 1545 | | | | 20 | X | | X | X | X | | | X | X | X | X | X | X | X | X | X | X | X | | | MNA 020 |
| 3 | MW-77 | | | | 1630 | | | | 8 | | | X | X | | | | | | | | | | | X | X | X | | | 011 |
| 4 | EB-1-20220104 | | | | 0830 | | | | 8 | | | X | X | | | | | | | | | | | | | | | | 012 |
| 5 | EB-2-20220104 | | | | 1440 | | | | 8 | | | X | X | | | | | | | | | | | | | | | | 013 |
| 6 | ~~DUP-1-20220104~~ | | | | -- | | | | | | | X | X | | | | | | | | | | | | | | | MeK 1/4/22 | |
| 7 | DUP-2-20220104 | | | | -- | | | | 8 | | | X | X | | | | | | | | | | | | | | | | 014 |
| 8 | FB-2-20220104 | | | | 0738 | | | | 7 | | | | X | | | | | | | | | | | | | X | X | | | 015 |
| 9 | Trip Blank | Lab Provided | | | | | | | 4 | | | | | | | | | | | | | | | | | | X | | | 016 |
| 10 | | | | | | | | | | | | | | | | | | | | | | | | | | | | | | |
| 11 | | | | | | | | | | | | | | | | | | | | | | | | | | | | | | |
| 12 | | | | | | | | | | | | | | | | | | | | | | | | | | | | | | |

MATRIX CODE: Drinking Water DW; Water WT; Waste Water WW; Product P; Soil/Solid SL; Oil OL; Wipe WP; Air AR; Other OT; Tissue TS

| ADDITIONAL COMMENTS | RELINQUISHED BY / AFFILIATION | DATE | TIME | ACCEPTED BY / AFFILIATION | DATE | TIME | SAMPLE CONDITIONS | | | |
|---|---|---|---|---|---|---|---|---|---|---|
| 3-Day TAT | Mike deKozlowski / AECOM | 1/4/22 | 1740 | JB Pace HVL | 1/4/22 | 1740 | 2,6 | Y | N | Y |
| Extra unpreserved bottle added to MNA kits for lab filter for dissolved Fe | | | | | | | 1,7 | | | |

SAMPLER NAME AND SIGNATURE

PRINT Name of SAMPLER: Mike deKozlowski

SIGNATURE of SAMPLER: Mike deKozlowski DATE Signed: 01/04/22

| TEMP in C | Received on Ice (Y/N) | Custody Sealed Cooler (Y/N) | Samples Intact (Y/N) |
|---|---|---|---|
| | | | |

**Pace Analytical Services, LLC**
9800 Kincey Ave. Suite 100
Huntersville, NC 28078
(704)875-9092

January 07, 2022

Andrew Wreschnig
AECOM
6000 Fairview Road
Suite 200
Charlotte, NC 28210

RE: Project: CPC MNA Sampling
Pace Project No.: 92580930

Dear Andrew Wreschnig:

Enclosed are the analytical results for sample(s) received by the laboratory on January 04, 2022. The results relate only to the samples included in this report. Results reported herein conform to the applicable TNI/NELAC Standards and the laboratory's Quality Manual, where applicable, unless otherwise noted in the body of the report.

The test results provided in this final report were generated by each of the following laboratories within the Pace Network:

- Pace Analytical Services - Charlotte

If you have any questions concerning this report, please feel free to contact me.

Sincerely,

Bonnie Vang
bonnie.vang@pacelabs.com
(704)875-9092
Project Manager

Enclosures

cc: Teresa Amentt Jennings, AECOM
Jeff Morrison, Colonial Pipeline Company

**Pace Analytical Services, LLC**
9800 Kincey Ave.  Suite 100
Huntersville, NC 28078
(704)875-9092

## CERTIFICATIONS

Project: CPC MNA Sampling
Pace Project No.: 92580930

**Pace Analytical Services Charlotte**

South Carolina Laboratory ID: 99006
9800 Kincey Ave. Ste 100, Huntersville, NC 28078
North Carolina Drinking Water Certification #: 37706
North Carolina Field Services Certification #: 5342
North Carolina Wastewater Certification #: 12
South Carolina Laboratory ID: 99006
South Carolina Certification #: 99006001
South Carolina Drinking Water Cert. #: 99006003
Florida/NELAP Certification #: E87627
Kentucky UST Certification #: 84
Louisiana DoH Drinking Water #: LA029
Virginia/VELAP Certification #: 460221



This report shall not be reproduced, except in full,
without the written consent of Pace Analytical Services, LLC.

**Pace Analytical Services, LLC**
9800 Kincey Ave. Suite 100
Huntersville, NC 28078
(704)875-9092

## SAMPLE SUMMARY

Project: CPC MNA Sampling
Pace Project No.: 92580930

| Lab ID | Sample ID | Matrix | Date Collected | Date Received |
|---|---|---|---|---|
| **92580930001** | **MW-31D** | Water | 01/04/22 13:40 | 01/04/22 17:40 |
| **92580930002** | **MW-21** | Water | 01/04/22 15:05 | 01/04/22 17:40 |
| **92580930003** | **MW-82** | Water | 01/04/22 15:35 | 01/04/22 17:40 |
| **92580930004** | **MW-79D** | Water | 01/04/22 15:45 | 01/04/22 17:40 |



This report shall not be reproduced, except in full,
without the written consent of Pace Analytical Services, LLC.

**Pace Analytical Services, LLC**
9800 Kincey Ave. Suite 100
Huntersville, NC 28078
(704)875-9092

## SAMPLE ANALYTE COUNT

Project: CPC MNA Sampling
Pace Project No.: 92580930

| Lab ID | Sample ID | Method | Analysts | Analytes Reported | Laboratory |
|---|---|---|---|---|---|
| **92580930001** | **MW-31D** | MADEP VPH | MAD | 6 | PASI-C |
| | | SM 6200B | SAS | 63 | PASI-C |
| **92580930002** | **MW-21** | MADEP VPH | MAD | 6 | PASI-C |
| | | SM 6200B | SAS | 63 | PASI-C |
| **92580930003** | **MW-82** | MADEP VPH | MAD | 6 | PASI-C |
| | | SM 6200B | SAS | 63 | PASI-C |
| **92580930004** | **MW-79D** | MADEP VPH | MAD | 6 | PASI-C |
| | | SM 6200B | SAS | 63 | PASI-C |

PASI-C = Pace Analytical Services - Charlotte



This report shall not be reproduced, except in full,
without the written consent of Pace Analytical Services, LLC.

**Pace Analytical Services, LLC**
9800 Kincey Ave. Suite 100
Huntersville, NC 28078
(704)875-9092

## ANALYTICAL RESULTS

Project: CPC MNA Sampling
Pace Project No.: 92580930

**Sample: MW-31D** **Lab ID: 92580930001** Collected: 01/04/22 13:40 Received: 01/04/22 17:40 Matrix: Water

| Parameters | Results | Units | Report Limit | MDL | DF | Prepared | Analyzed | CAS No. | Qual |
|---|---|---|---|---|---|---|---|---|---|
| **VPH NC Water** | Analytical Method: MADEP VPH<br>Pace Analytical Services - Charlotte | | | | | | | | |
| Total VPH (C5-C12) | ND | ug/L | 50.0 | 50.0 | 1 | | 01/07/22 05:36 | | N2 |
| Aliphatic (C05-C08) | ND | ug/L | 50.0 | 50.0 | 1 | | 01/07/22 05:36 | | N2 |
| Aliphatic(C09-C12) Adjusted | ND | ug/L | 50.0 | 50.0 | 1 | | 01/07/22 05:36 | | N2 |
| Aromatic (C09-C10) | ND | ug/L | 50.0 | 50.0 | 1 | | 01/07/22 05:36 | | N2 |
| ***Surrogates*** | | | | | | | | | |
| 4-Bromofluorobenzene (FID) (S) | 96 | % | 70-130 | | 1 | | 01/07/22 05:36 | 460-00-4 | |
| 4-Bromofluorobenzene (PID) (S) | 80 | % | 70-130 | | 1 | | 01/07/22 05:36 | 460-00-4 | |
| **6200B MSV** | Analytical Method: SM 6200B<br>Pace Analytical Services - Charlotte | | | | | | | | |
| Benzene | ND | ug/L | 0.50 | 0.34 | 1 | | 01/05/22 13:28 | 71-43-2 | |
| Bromobenzene | ND | ug/L | 0.50 | 0.29 | 1 | | 01/05/22 13:28 | 108-86-1 | |
| Bromochloromethane | ND | ug/L | 0.50 | 0.47 | 1 | | 01/05/22 13:28 | 74-97-5 | |
| Bromodichloromethane | ND | ug/L | 0.50 | 0.31 | 1 | | 01/05/22 13:28 | 75-27-4 | |
| Bromoform | ND | ug/L | 0.50 | 0.34 | 1 | | 01/05/22 13:28 | 75-25-2 | |
| Bromomethane | ND | ug/L | 5.0 | 1.7 | 1 | | 01/05/22 13:28 | 74-83-9 | |
| n-Butylbenzene | ND | ug/L | 0.50 | 0.49 | 1 | | 01/05/22 13:28 | 104-51-8 | |
| sec-Butylbenzene | ND | ug/L | 0.50 | 0.40 | 1 | | 01/05/22 13:28 | 135-98-8 | |
| tert-Butylbenzene | ND | ug/L | 0.50 | 0.32 | 1 | | 01/05/22 13:28 | 98-06-6 | |
| Carbon tetrachloride | ND | ug/L | 0.50 | 0.33 | 1 | | 01/05/22 13:28 | 56-23-5 | |
| Chlorobenzene | ND | ug/L | 0.50 | 0.28 | 1 | | 01/05/22 13:28 | 108-90-7 | |
| Chloroethane | ND | ug/L | 1.0 | 0.65 | 1 | | 01/05/22 13:28 | 75-00-3 | |
| Chloroform | ND | ug/L | 0.50 | 0.35 | 1 | | 01/05/22 13:28 | 67-66-3 | |
| Chloromethane | ND | ug/L | 1.0 | 0.54 | 1 | | 01/05/22 13:28 | 74-87-3 | |
| 2-Chlorotoluene | ND | ug/L | 0.50 | 0.32 | 1 | | 01/05/22 13:28 | 95-49-8 | |
| 4-Chlorotoluene | ND | ug/L | 0.50 | 0.32 | 1 | | 01/05/22 13:28 | 106-43-4 | |
| 1,2-Dibromo-3-chloropropane | ND | ug/L | 1.0 | 0.34 | 1 | | 01/05/22 13:28 | 96-12-8 | |
| Dibromochloromethane | ND | ug/L | 0.50 | 0.36 | 1 | | 01/05/22 13:28 | 124-48-1 | |
| 1,2-Dibromoethane (EDB) | ND | ug/L | 0.50 | 0.27 | 1 | | 01/05/22 13:28 | 106-93-4 | |
| Dibromomethane | ND | ug/L | 0.50 | 0.39 | 1 | | 01/05/22 13:28 | 74-95-3 | |
| 1,2-Dichlorobenzene | ND | ug/L | 0.50 | 0.34 | 1 | | 01/05/22 13:28 | 95-50-1 | |
| 1,3-Dichlorobenzene | ND | ug/L | 0.50 | 0.34 | 1 | | 01/05/22 13:28 | 541-73-1 | |
| 1,4-Dichlorobenzene | ND | ug/L | 0.50 | 0.33 | 1 | | 01/05/22 13:28 | 106-46-7 | |
| Dichlorodifluoromethane | ND | ug/L | 0.50 | 0.35 | 1 | | 01/05/22 13:28 | 75-71-8 | |
| 1,1-Dichloroethane | ND | ug/L | 0.50 | 0.37 | 1 | | 01/05/22 13:28 | 75-34-3 | |
| 1,2-Dichloroethane | ND | ug/L | 0.50 | 0.32 | 1 | | 01/05/22 13:28 | 107-06-2 | |
| 1,1-Dichloroethene | ND | ug/L | 0.50 | 0.35 | 1 | | 01/05/22 13:28 | 75-35-4 | |
| cis-1,2-Dichloroethene | ND | ug/L | 0.50 | 0.38 | 1 | | 01/05/22 13:28 | 156-59-2 | |
| trans-1,2-Dichloroethene | ND | ug/L | 0.50 | 0.40 | 1 | | 01/05/22 13:28 | 156-60-5 | |
| 1,2-Dichloropropane | ND | ug/L | 0.50 | 0.36 | 1 | | 01/05/22 13:28 | 78-87-5 | |
| 1,3-Dichloropropane | ND | ug/L | 0.50 | 0.28 | 1 | | 01/05/22 13:28 | 142-28-9 | |
| 2,2-Dichloropropane | ND | ug/L | 0.50 | 0.39 | 1 | | 01/05/22 13:28 | 594-20-7 | |
| 1,1-Dichloropropene | ND | ug/L | 0.50 | 0.43 | 1 | | 01/05/22 13:28 | 563-58-6 | |
| cis-1,3-Dichloropropene | ND | ug/L | 0.50 | 0.36 | 1 | | 01/05/22 13:28 | 10061-01-5 | |
| trans-1,3-Dichloropropene | ND | ug/L | 0.50 | 0.36 | 1 | | 01/05/22 13:28 | 10061-02-6 | |

## REPORT OF LABORATORY ANALYSIS

This report shall not be reproduced, except in full,
without the written consent of Pace Analytical Services, LLC.

**Pace Analytical Services, LLC**
9800 Kincey Ave. Suite 100
Huntersville, NC 28078
(704)875-9092

## ANALYTICAL RESULTS

Project: CPC MNA Sampling
Pace Project No.: 92580930

**Sample: MW-31D** **Lab ID: 92580930001** Collected: 01/04/22 13:40 Received: 01/04/22 17:40 Matrix: Water

| Parameters | Results | Units | Report Limit | MDL | DF | Prepared | Analyzed | CAS No. | Qual |
|---|---|---|---|---|---|---|---|---|---|
| **6200B MSV** | Analytical Method: SM 6200B<br>Pace Analytical Services - Charlotte | | | | | | | | |
| Diisopropyl ether | ND | ug/L | 0.50 | 0.31 | 1 | | 01/05/22 13:28 | 108-20-3 | |
| Ethylbenzene | ND | ug/L | 0.50 | 0.30 | 1 | | 01/05/22 13:28 | 100-41-4 | |
| Hexachloro-1,3-butadiene | ND | ug/L | 2.0 | 1.5 | 1 | | 01/05/22 13:28 | 87-68-3 | |
| Isopropylbenzene (Cumene) | ND | ug/L | 0.50 | 0.33 | 1 | | 01/05/22 13:28 | 98-82-8 | |
| Methylene Chloride | ND | ug/L | 2.0 | 2.0 | 1 | | 01/05/22 13:28 | 75-09-2 | |
| Methyl-tert-butyl ether | ND | ug/L | 0.50 | 0.42 | 1 | | 01/05/22 13:28 | 1634-04-4 | |
| Naphthalene | ND | ug/L | 2.0 | 0.64 | 1 | | 01/05/22 13:28 | 91-20-3 | |
| n-Propylbenzene | ND | ug/L | 0.50 | 0.34 | 1 | | 01/05/22 13:28 | 103-65-1 | |
| Styrene | ND | ug/L | 0.50 | 0.29 | 1 | | 01/05/22 13:28 | 100-42-5 | |
| 1,1,1,2-Tetrachloroethane | ND | ug/L | 0.50 | 0.31 | 1 | | 01/05/22 13:28 | 630-20-6 | |
| 1,1,2,2-Tetrachloroethane | ND | ug/L | 0.50 | 0.22 | 1 | | 01/05/22 13:28 | 79-34-5 | |
| Tetrachloroethene | ND | ug/L | 0.50 | 0.29 | 1 | | 01/05/22 13:28 | 127-18-4 | |
| Toluene | ND | ug/L | 0.50 | 0.48 | 1 | | 01/05/22 13:28 | 108-88-3 | |
| 1,2,3-Trichlorobenzene | ND | ug/L | 2.0 | 0.81 | 1 | | 01/05/22 13:28 | 87-61-6 | |
| 1,2,4-Trichlorobenzene | ND | ug/L | 2.0 | 0.64 | 1 | | 01/05/22 13:28 | 120-82-1 | |
| 1,1,1-Trichloroethane | ND | ug/L | 0.50 | 0.33 | 1 | | 01/05/22 13:28 | 71-55-6 | |
| 1,1,2-Trichloroethane | ND | ug/L | 0.50 | 0.32 | 1 | | 01/05/22 13:28 | 79-00-5 | |
| Trichloroethene | ND | ug/L | 0.50 | 0.38 | 1 | | 01/05/22 13:28 | 79-01-6 | |
| Trichlorofluoromethane | ND | ug/L | 1.0 | 0.30 | 1 | | 01/05/22 13:28 | 75-69-4 | |
| 1,2,3-Trichloropropane | ND | ug/L | 0.50 | 0.26 | 1 | | 01/05/22 13:28 | 96-18-4 | |
| 1,2,4-Trimethylbenzene | ND | ug/L | 0.50 | 0.50 | 1 | | 01/05/22 13:28 | 95-63-6 | |
| 1,3,5-Trimethylbenzene | ND | ug/L | 0.50 | 0.33 | 1 | | 01/05/22 13:28 | 108-67-8 | |
| Vinyl chloride | ND | ug/L | 1.0 | 0.39 | 1 | | 01/05/22 13:28 | 75-01-4 | |
| m&p-Xylene | ND | ug/L | 1.0 | 0.71 | 1 | | 01/05/22 13:28 | 179601-23-1 | |
| o-Xylene | ND | ug/L | 0.50 | 0.34 | 1 | | 01/05/22 13:28 | 95-47-6 | |
| ***Surrogates*** | | | | | | | | | |
| 1,2-Dichloroethane-d4 (S) | 91 | % | 70-130 | | 1 | | 01/05/22 13:28 | 17060-07-0 | |
| 4-Bromofluorobenzene (S) | 96 | % | 70-130 | | 1 | | 01/05/22 13:28 | 460-00-4 | |
| Toluene-d8 (S) | 101 | % | 70-130 | | 1 | | 01/05/22 13:28 | 2037-26-5 | |

## REPORT OF LABORATORY ANALYSIS

This report shall not be reproduced, except in full,
without the written consent of Pace Analytical Services, LLC.

**Pace Analytical Services, LLC**
9800 Kincey Ave. Suite 100
Huntersville, NC 28078
(704)875-9092

## ANALYTICAL RESULTS

Project: CPC MNA Sampling
Pace Project No.: 92580930

**Sample: MW-21** **Lab ID: 92580930002** Collected: 01/04/22 15:05 Received: 01/04/22 17:40 Matrix: Water

| Parameters | Results | Units | Report Limit | MDL | DF | Prepared | Analyzed | CAS No. | Qual |
|---|---|---|---|---|---|---|---|---|---|
| **VPH NC Water** | Analytical Method: MADEP VPH<br>Pace Analytical Services - Charlotte | | | | | | | | |
| Total VPH (C5-C12) | **176** | ug/L | 50.0 | 50.0 | 1 | | 01/07/22 06:04 | | N2 |
| Aliphatic (C05-C08) | **127** | ug/L | 50.0 | 50.0 | 1 | | 01/07/22 06:04 | | N2 |
| Aliphatic(C09-C12) Adjusted | ND | ug/L | 50.0 | 50.0 | 1 | | 01/07/22 06:04 | | N2 |
| Aromatic (C09-C10) | ND | ug/L | 50.0 | 50.0 | 1 | | 01/07/22 06:04 | | N2 |
| ***Surrogates*** | | | | | | | | | |
| 4-Bromofluorobenzene (FID) (S) | 96 | % | 70-130 | | 1 | | 01/07/22 06:04 | 460-00-4 | |
| 4-Bromofluorobenzene (PID) (S) | 82 | % | 70-130 | | 1 | | 01/07/22 06:04 | 460-00-4 | |
| **6200B MSV** | Analytical Method: SM 6200B<br>Pace Analytical Services - Charlotte | | | | | | | | |
| Benzene | **18.4** | ug/L | 0.50 | 0.34 | 1 | | 01/05/22 13:46 | 71-43-2 | |
| Bromobenzene | ND | ug/L | 0.50 | 0.29 | 1 | | 01/05/22 13:46 | 108-86-1 | |
| Bromochloromethane | ND | ug/L | 0.50 | 0.47 | 1 | | 01/05/22 13:46 | 74-97-5 | |
| Bromodichloromethane | ND | ug/L | 0.50 | 0.31 | 1 | | 01/05/22 13:46 | 75-27-4 | |
| Bromoform | ND | ug/L | 0.50 | 0.34 | 1 | | 01/05/22 13:46 | 75-25-2 | |
| Bromomethane | ND | ug/L | 5.0 | 1.7 | 1 | | 01/05/22 13:46 | 74-83-9 | |
| n-Butylbenzene | ND | ug/L | 0.50 | 0.49 | 1 | | 01/05/22 13:46 | 104-51-8 | |
| sec-Butylbenzene | ND | ug/L | 0.50 | 0.40 | 1 | | 01/05/22 13:46 | 135-98-8 | |
| tert-Butylbenzene | ND | ug/L | 0.50 | 0.32 | 1 | | 01/05/22 13:46 | 98-06-6 | |
| Carbon tetrachloride | ND | ug/L | 0.50 | 0.33 | 1 | | 01/05/22 13:46 | 56-23-5 | |
| Chlorobenzene | ND | ug/L | 0.50 | 0.28 | 1 | | 01/05/22 13:46 | 108-90-7 | |
| Chloroethane | ND | ug/L | 1.0 | 0.65 | 1 | | 01/05/22 13:46 | 75-00-3 | |
| Chloroform | ND | ug/L | 0.50 | 0.35 | 1 | | 01/05/22 13:46 | 67-66-3 | |
| Chloromethane | ND | ug/L | 1.0 | 0.54 | 1 | | 01/05/22 13:46 | 74-87-3 | |
| 2-Chlorotoluene | ND | ug/L | 0.50 | 0.32 | 1 | | 01/05/22 13:46 | 95-49-8 | |
| 4-Chlorotoluene | ND | ug/L | 0.50 | 0.32 | 1 | | 01/05/22 13:46 | 106-43-4 | |
| 1,2-Dibromo-3-chloropropane | ND | ug/L | 1.0 | 0.34 | 1 | | 01/05/22 13:46 | 96-12-8 | |
| Dibromochloromethane | ND | ug/L | 0.50 | 0.36 | 1 | | 01/05/22 13:46 | 124-48-1 | |
| 1,2-Dibromoethane (EDB) | ND | ug/L | 0.50 | 0.27 | 1 | | 01/05/22 13:46 | 106-93-4 | |
| Dibromomethane | ND | ug/L | 0.50 | 0.39 | 1 | | 01/05/22 13:46 | 74-95-3 | |
| 1,2-Dichlorobenzene | ND | ug/L | 0.50 | 0.34 | 1 | | 01/05/22 13:46 | 95-50-1 | |
| 1,3-Dichlorobenzene | ND | ug/L | 0.50 | 0.34 | 1 | | 01/05/22 13:46 | 541-73-1 | |
| 1,4-Dichlorobenzene | ND | ug/L | 0.50 | 0.33 | 1 | | 01/05/22 13:46 | 106-46-7 | |
| Dichlorodifluoromethane | ND | ug/L | 0.50 | 0.35 | 1 | | 01/05/22 13:46 | 75-71-8 | |
| 1,1-Dichloroethane | ND | ug/L | 0.50 | 0.37 | 1 | | 01/05/22 13:46 | 75-34-3 | |
| 1,2-Dichloroethane | ND | ug/L | 0.50 | 0.32 | 1 | | 01/05/22 13:46 | 107-06-2 | |
| 1,1-Dichloroethene | ND | ug/L | 0.50 | 0.35 | 1 | | 01/05/22 13:46 | 75-35-4 | |
| cis-1,2-Dichloroethene | ND | ug/L | 0.50 | 0.38 | 1 | | 01/05/22 13:46 | 156-59-2 | |
| trans-1,2-Dichloroethene | ND | ug/L | 0.50 | 0.40 | 1 | | 01/05/22 13:46 | 156-60-5 | |
| 1,2-Dichloropropane | ND | ug/L | 0.50 | 0.36 | 1 | | 01/05/22 13:46 | 78-87-5 | |
| 1,3-Dichloropropane | ND | ug/L | 0.50 | 0.28 | 1 | | 01/05/22 13:46 | 142-28-9 | |
| 2,2-Dichloropropane | ND | ug/L | 0.50 | 0.39 | 1 | | 01/05/22 13:46 | 594-20-7 | |
| 1,1-Dichloropropene | ND | ug/L | 0.50 | 0.43 | 1 | | 01/05/22 13:46 | 563-58-6 | |
| cis-1,3-Dichloropropene | ND | ug/L | 0.50 | 0.36 | 1 | | 01/05/22 13:46 | 10061-01-5 | |
| trans-1,3-Dichloropropene | ND | ug/L | 0.50 | 0.36 | 1 | | 01/05/22 13:46 | 10061-02-6 | |

## REPORT OF LABORATORY ANALYSIS

This report shall not be reproduced, except in full,
without the written consent of Pace Analytical Services, LLC.

**Pace Analytical Services, LLC**
9800 Kincey Ave. Suite 100
Huntersville, NC 28078
(704)875-9092

## ANALYTICAL RESULTS

Project: CPC MNA Sampling
Pace Project No.: 92580930

**Sample: MW-21** **Lab ID: 92580930002** Collected: 01/04/22 15:05 Received: 01/04/22 17:40 Matrix: Water

| Parameters | Results | Units | Report Limit | MDL | DF | Prepared | Analyzed | CAS No. | Qual |
|---|---|---|---|---|---|---|---|---|---|
| **6200B MSV** | Analytical Method: SM 6200B<br>Pace Analytical Services - Charlotte | | | | | | | | |
| Diisopropyl ether | **3.0** | ug/L | 0.50 | 0.31 | 1 | | 01/05/22 13:46 | 108-20-3 | |
| Ethylbenzene | **1.3** | ug/L | 0.50 | 0.30 | 1 | | 01/05/22 13:46 | 100-41-4 | |
| Hexachloro-1,3-butadiene | ND | ug/L | 2.0 | 1.5 | 1 | | 01/05/22 13:46 | 87-68-3 | |
| Isopropylbenzene (Cumene) | ND | ug/L | 0.50 | 0.33 | 1 | | 01/05/22 13:46 | 98-82-8 | |
| Methylene Chloride | ND | ug/L | 2.0 | 2.0 | 1 | | 01/05/22 13:46 | 75-09-2 | |
| Methyl-tert-butyl ether | **0.66** | ug/L | 0.50 | 0.42 | 1 | | 01/05/22 13:46 | 1634-04-4 | |
| Naphthalene | **0.79J** | ug/L | 2.0 | 0.64 | 1 | | 01/05/22 13:46 | 91-20-3 | |
| n-Propylbenzene | ND | ug/L | 0.50 | 0.34 | 1 | | 01/05/22 13:46 | 103-65-1 | |
| Styrene | ND | ug/L | 0.50 | 0.29 | 1 | | 01/05/22 13:46 | 100-42-5 | |
| 1,1,1,2-Tetrachloroethane | ND | ug/L | 0.50 | 0.31 | 1 | | 01/05/22 13:46 | 630-20-6 | |
| 1,1,2,2-Tetrachloroethane | ND | ug/L | 0.50 | 0.22 | 1 | | 01/05/22 13:46 | 79-34-5 | |
| Tetrachloroethene | ND | ug/L | 0.50 | 0.29 | 1 | | 01/05/22 13:46 | 127-18-4 | |
| Toluene | **16.2** | ug/L | 0.50 | 0.48 | 1 | | 01/05/22 13:46 | 108-88-3 | |
| 1,2,3-Trichlorobenzene | ND | ug/L | 2.0 | 0.81 | 1 | | 01/05/22 13:46 | 87-61-6 | |
| 1,2,4-Trichlorobenzene | ND | ug/L | 2.0 | 0.64 | 1 | | 01/05/22 13:46 | 120-82-1 | |
| 1,1,1-Trichloroethane | ND | ug/L | 0.50 | 0.33 | 1 | | 01/05/22 13:46 | 71-55-6 | |
| 1,1,2-Trichloroethane | ND | ug/L | 0.50 | 0.32 | 1 | | 01/05/22 13:46 | 79-00-5 | |
| Trichloroethene | ND | ug/L | 0.50 | 0.38 | 1 | | 01/05/22 13:46 | 79-01-6 | |
| Trichlorofluoromethane | ND | ug/L | 1.0 | 0.30 | 1 | | 01/05/22 13:46 | 75-69-4 | |
| 1,2,3-Trichloropropane | ND | ug/L | 0.50 | 0.26 | 1 | | 01/05/22 13:46 | 96-18-4 | |
| 1,2,4-Trimethylbenzene | **4.9** | ug/L | 0.50 | 0.50 | 1 | | 01/05/22 13:46 | 95-63-6 | |
| 1,3,5-Trimethylbenzene | **1.1** | ug/L | 0.50 | 0.33 | 1 | | 01/05/22 13:46 | 108-67-8 | |
| Vinyl chloride | ND | ug/L | 1.0 | 0.39 | 1 | | 01/05/22 13:46 | 75-01-4 | |
| m&p-Xylene | **7.7** | ug/L | 1.0 | 0.71 | 1 | | 01/05/22 13:46 | 179601-23-1 | |
| o-Xylene | **11.9** | ug/L | 0.50 | 0.34 | 1 | | 01/05/22 13:46 | 95-47-6 | |
| ***Surrogates*** | | | | | | | | | |
| 1,2-Dichloroethane-d4 (S) | 93 | % | 70-130 | | 1 | | 01/05/22 13:46 | 17060-07-0 | |
| 4-Bromofluorobenzene (S) | 96 | % | 70-130 | | 1 | | 01/05/22 13:46 | 460-00-4 | |
| Toluene-d8 (S) | 101 | % | 70-130 | | 1 | | 01/05/22 13:46 | 2037-26-5 | |

## REPORT OF LABORATORY ANALYSIS

This report shall not be reproduced, except in full,
without the written consent of Pace Analytical Services, LLC.

**Pace Analytical Services, LLC**
9800 Kincey Ave. Suite 100
Huntersville, NC 28078
(704)875-9092

## ANALYTICAL RESULTS

Project: CPC MNA Sampling
Pace Project No.: 92580930

**Sample: MW-82** **Lab ID: 92580930003** Collected: 01/04/22 15:35 Received: 01/04/22 17:40 Matrix: Water

| Parameters | Results | Units | Report Limit | MDL | DF | Prepared | Analyzed | CAS No. | Qual |
|---|---|---|---|---|---|---|---|---|---|
| **VPH NC Water** | Analytical Method: MADEP VPH<br>Pace Analytical Services - Charlotte | | | | | | | | |
| Total VPH (C5-C12) | ND | ug/L | 50.0 | 50.0 | 1 | | 01/07/22 06:32 | | N2 |
| Aliphatic (C05-C08) | ND | ug/L | 50.0 | 50.0 | 1 | | 01/07/22 06:32 | | N2 |
| Aliphatic(C09-C12) Adjusted | ND | ug/L | 50.0 | 50.0 | 1 | | 01/07/22 06:32 | | N2 |
| Aromatic (C09-C10) | ND | ug/L | 50.0 | 50.0 | 1 | | 01/07/22 06:32 | | N2 |
| ***Surrogates*** | | | | | | | | | |
| 4-Bromofluorobenzene (FID) (S) | 95 | % | 70-130 | | 1 | | 01/07/22 06:32 | 460-00-4 | |
| 4-Bromofluorobenzene (PID) (S) | 80 | % | 70-130 | | 1 | | 01/07/22 06:32 | 460-00-4 | |
| **6200B MSV** | Analytical Method: SM 6200B<br>Pace Analytical Services - Charlotte | | | | | | | | |
| Benzene | ND | ug/L | 0.50 | 0.34 | 1 | | 01/05/22 14:04 | 71-43-2 | |
| Bromobenzene | ND | ug/L | 0.50 | 0.29 | 1 | | 01/05/22 14:04 | 108-86-1 | |
| Bromochloromethane | ND | ug/L | 0.50 | 0.47 | 1 | | 01/05/22 14:04 | 74-97-5 | |
| Bromodichloromethane | ND | ug/L | 0.50 | 0.31 | 1 | | 01/05/22 14:04 | 75-27-4 | |
| Bromoform | ND | ug/L | 0.50 | 0.34 | 1 | | 01/05/22 14:04 | 75-25-2 | |
| Bromomethane | ND | ug/L | 5.0 | 1.7 | 1 | | 01/05/22 14:04 | 74-83-9 | |
| n-Butylbenzene | ND | ug/L | 0.50 | 0.49 | 1 | | 01/05/22 14:04 | 104-51-8 | |
| sec-Butylbenzene | ND | ug/L | 0.50 | 0.40 | 1 | | 01/05/22 14:04 | 135-98-8 | |
| tert-Butylbenzene | ND | ug/L | 0.50 | 0.32 | 1 | | 01/05/22 14:04 | 98-06-6 | |
| Carbon tetrachloride | ND | ug/L | 0.50 | 0.33 | 1 | | 01/05/22 14:04 | 56-23-5 | |
| Chlorobenzene | ND | ug/L | 0.50 | 0.28 | 1 | | 01/05/22 14:04 | 108-90-7 | |
| Chloroethane | ND | ug/L | 1.0 | 0.65 | 1 | | 01/05/22 14:04 | 75-00-3 | |
| Chloroform | ND | ug/L | 0.50 | 0.35 | 1 | | 01/05/22 14:04 | 67-66-3 | |
| Chloromethane | ND | ug/L | 1.0 | 0.54 | 1 | | 01/05/22 14:04 | 74-87-3 | |
| 2-Chlorotoluene | ND | ug/L | 0.50 | 0.32 | 1 | | 01/05/22 14:04 | 95-49-8 | |
| 4-Chlorotoluene | ND | ug/L | 0.50 | 0.32 | 1 | | 01/05/22 14:04 | 106-43-4 | |
| 1,2-Dibromo-3-chloropropane | ND | ug/L | 1.0 | 0.34 | 1 | | 01/05/22 14:04 | 96-12-8 | |
| Dibromochloromethane | ND | ug/L | 0.50 | 0.36 | 1 | | 01/05/22 14:04 | 124-48-1 | |
| 1,2-Dibromoethane (EDB) | ND | ug/L | 0.50 | 0.27 | 1 | | 01/05/22 14:04 | 106-93-4 | |
| Dibromomethane | ND | ug/L | 0.50 | 0.39 | 1 | | 01/05/22 14:04 | 74-95-3 | |
| 1,2-Dichlorobenzene | ND | ug/L | 0.50 | 0.34 | 1 | | 01/05/22 14:04 | 95-50-1 | |
| 1,3-Dichlorobenzene | ND | ug/L | 0.50 | 0.34 | 1 | | 01/05/22 14:04 | 541-73-1 | |
| 1,4-Dichlorobenzene | ND | ug/L | 0.50 | 0.33 | 1 | | 01/05/22 14:04 | 106-46-7 | |
| Dichlorodifluoromethane | ND | ug/L | 0.50 | 0.35 | 1 | | 01/05/22 14:04 | 75-71-8 | |
| 1,1-Dichloroethane | ND | ug/L | 0.50 | 0.37 | 1 | | 01/05/22 14:04 | 75-34-3 | |
| 1,2-Dichloroethane | ND | ug/L | 0.50 | 0.32 | 1 | | 01/05/22 14:04 | 107-06-2 | |
| 1,1-Dichloroethene | ND | ug/L | 0.50 | 0.35 | 1 | | 01/05/22 14:04 | 75-35-4 | |
| cis-1,2-Dichloroethene | ND | ug/L | 0.50 | 0.38 | 1 | | 01/05/22 14:04 | 156-59-2 | |
| trans-1,2-Dichloroethene | ND | ug/L | 0.50 | 0.40 | 1 | | 01/05/22 14:04 | 156-60-5 | |
| 1,2-Dichloropropane | ND | ug/L | 0.50 | 0.36 | 1 | | 01/05/22 14:04 | 78-87-5 | |
| 1,3-Dichloropropane | ND | ug/L | 0.50 | 0.28 | 1 | | 01/05/22 14:04 | 142-28-9 | |
| 2,2-Dichloropropane | ND | ug/L | 0.50 | 0.39 | 1 | | 01/05/22 14:04 | 594-20-7 | |
| 1,1-Dichloropropene | ND | ug/L | 0.50 | 0.43 | 1 | | 01/05/22 14:04 | 563-58-6 | |
| cis-1,3-Dichloropropene | ND | ug/L | 0.50 | 0.36 | 1 | | 01/05/22 14:04 | 10061-01-5 | |
| trans-1,3-Dichloropropene | ND | ug/L | 0.50 | 0.36 | 1 | | 01/05/22 14:04 | 10061-02-6 | |

## REPORT OF LABORATORY ANALYSIS

This report shall not be reproduced, except in full,
without the written consent of Pace Analytical Services, LLC.

**Pace Analytical Services, LLC**
9800 Kincey Ave. Suite 100
Huntersville, NC 28078
(704)875-9092

## ANALYTICAL RESULTS

Project: CPC MNA Sampling
Pace Project No.: 92580930

**Sample: MW-82** **Lab ID: 92580930003** Collected: 01/04/22 15:35 Received: 01/04/22 17:40 Matrix: Water

| Parameters | Results | Units | Report Limit | MDL | DF | Prepared | Analyzed | CAS No. | Qual |
|---|---|---|---|---|---|---|---|---|---|
| **6200B MSV** | Analytical Method: SM 6200B<br>Pace Analytical Services - Charlotte | | | | | | | | |
| Diisopropyl ether | ND | ug/L | 0.50 | 0.31 | 1 | | 01/05/22 14:04 | 108-20-3 | |
| Ethylbenzene | ND | ug/L | 0.50 | 0.30 | 1 | | 01/05/22 14:04 | 100-41-4 | |
| Hexachloro-1,3-butadiene | ND | ug/L | 2.0 | 1.5 | 1 | | 01/05/22 14:04 | 87-68-3 | |
| Isopropylbenzene (Cumene) | ND | ug/L | 0.50 | 0.33 | 1 | | 01/05/22 14:04 | 98-82-8 | |
| Methylene Chloride | ND | ug/L | 2.0 | 2.0 | 1 | | 01/05/22 14:04 | 75-09-2 | |
| Methyl-tert-butyl ether | ND | ug/L | 0.50 | 0.42 | 1 | | 01/05/22 14:04 | 1634-04-4 | |
| Naphthalene | ND | ug/L | 2.0 | 0.64 | 1 | | 01/05/22 14:04 | 91-20-3 | |
| n-Propylbenzene | ND | ug/L | 0.50 | 0.34 | 1 | | 01/05/22 14:04 | 103-65-1 | |
| Styrene | ND | ug/L | 0.50 | 0.29 | 1 | | 01/05/22 14:04 | 100-42-5 | |
| 1,1,1,2-Tetrachloroethane | ND | ug/L | 0.50 | 0.31 | 1 | | 01/05/22 14:04 | 630-20-6 | |
| 1,1,2,2-Tetrachloroethane | ND | ug/L | 0.50 | 0.22 | 1 | | 01/05/22 14:04 | 79-34-5 | |
| Tetrachloroethene | ND | ug/L | 0.50 | 0.29 | 1 | | 01/05/22 14:04 | 127-18-4 | |
| Toluene | ND | ug/L | 0.50 | 0.48 | 1 | | 01/05/22 14:04 | 108-88-3 | |
| 1,2,3-Trichlorobenzene | ND | ug/L | 2.0 | 0.81 | 1 | | 01/05/22 14:04 | 87-61-6 | |
| 1,2,4-Trichlorobenzene | ND | ug/L | 2.0 | 0.64 | 1 | | 01/05/22 14:04 | 120-82-1 | |
| 1,1,1-Trichloroethane | ND | ug/L | 0.50 | 0.33 | 1 | | 01/05/22 14:04 | 71-55-6 | |
| 1,1,2-Trichloroethane | ND | ug/L | 0.50 | 0.32 | 1 | | 01/05/22 14:04 | 79-00-5 | |
| Trichloroethene | ND | ug/L | 0.50 | 0.38 | 1 | | 01/05/22 14:04 | 79-01-6 | |
| Trichlorofluoromethane | ND | ug/L | 1.0 | 0.30 | 1 | | 01/05/22 14:04 | 75-69-4 | |
| 1,2,3-Trichloropropane | ND | ug/L | 0.50 | 0.26 | 1 | | 01/05/22 14:04 | 96-18-4 | |
| 1,2,4-Trimethylbenzene | ND | ug/L | 0.50 | 0.50 | 1 | | 01/05/22 14:04 | 95-63-6 | |
| 1,3,5-Trimethylbenzene | ND | ug/L | 0.50 | 0.33 | 1 | | 01/05/22 14:04 | 108-67-8 | |
| Vinyl chloride | ND | ug/L | 1.0 | 0.39 | 1 | | 01/05/22 14:04 | 75-01-4 | |
| m&p-Xylene | ND | ug/L | 1.0 | 0.71 | 1 | | 01/05/22 14:04 | 179601-23-1 | |
| o-Xylene | ND | ug/L | 0.50 | 0.34 | 1 | | 01/05/22 14:04 | 95-47-6 | |
| ***Surrogates*** | | | | | | | | | |
| 1,2-Dichloroethane-d4 (S) | 90 | % | 70-130 | | 1 | | 01/05/22 14:04 | 17060-07-0 | |
| 4-Bromofluorobenzene (S) | 96 | % | 70-130 | | 1 | | 01/05/22 14:04 | 460-00-4 | |
| Toluene-d8 (S) | 102 | % | 70-130 | | 1 | | 01/05/22 14:04 | 2037-26-5 | |

## REPORT OF LABORATORY ANALYSIS

This report shall not be reproduced, except in full,
without the written consent of Pace Analytical Services, LLC.

**Pace Analytical Services, LLC**
9800 Kincey Ave. Suite 100
Huntersville, NC 28078
(704)875-9092

## ANALYTICAL RESULTS

Project: CPC MNA Sampling
Pace Project No.: 92580930

**Sample: MW-79D** **Lab ID: 92580930004** Collected: 01/04/22 15:45 Received: 01/04/22 17:40 Matrix: Water

| Parameters | Results | Units | Report Limit | MDL | DF | Prepared | Analyzed | CAS No. | Qual |
|---|---|---|---|---|---|---|---|---|---|
| **VPH NC Water** | Analytical Method: MADEP VPH<br>Pace Analytical Services - Charlotte | | | | | | | | |
| Total VPH (C5-C12) | ND | ug/L | 50.0 | 50.0 | 1 | | 01/07/22 07:01 | | N2 |
| Aliphatic (C05-C08) | ND | ug/L | 50.0 | 50.0 | 1 | | 01/07/22 07:01 | | N2 |
| Aliphatic(C09-C12) Adjusted | ND | ug/L | 50.0 | 50.0 | 1 | | 01/07/22 07:01 | | N2 |
| Aromatic (C09-C10) | ND | ug/L | 50.0 | 50.0 | 1 | | 01/07/22 07:01 | | N2 |
| ***Surrogates*** | | | | | | | | | |
| 4-Bromofluorobenzene (FID) (S) | 96 | % | 70-130 | | 1 | | 01/07/22 07:01 | 460-00-4 | |
| 4-Bromofluorobenzene (PID) (S) | 79 | % | 70-130 | | 1 | | 01/07/22 07:01 | 460-00-4 | |
| **6200B MSV** | Analytical Method: SM 6200B<br>Pace Analytical Services - Charlotte | | | | | | | | |
| Benzene | ND | ug/L | 0.50 | 0.34 | 1 | | 01/05/22 14:22 | 71-43-2 | |
| Bromobenzene | ND | ug/L | 0.50 | 0.29 | 1 | | 01/05/22 14:22 | 108-86-1 | |
| Bromochloromethane | ND | ug/L | 0.50 | 0.47 | 1 | | 01/05/22 14:22 | 74-97-5 | |
| Bromodichloromethane | ND | ug/L | 0.50 | 0.31 | 1 | | 01/05/22 14:22 | 75-27-4 | |
| Bromoform | ND | ug/L | 0.50 | 0.34 | 1 | | 01/05/22 14:22 | 75-25-2 | |
| Bromomethane | ND | ug/L | 5.0 | 1.7 | 1 | | 01/05/22 14:22 | 74-83-9 | |
| n-Butylbenzene | ND | ug/L | 0.50 | 0.49 | 1 | | 01/05/22 14:22 | 104-51-8 | |
| sec-Butylbenzene | ND | ug/L | 0.50 | 0.40 | 1 | | 01/05/22 14:22 | 135-98-8 | |
| tert-Butylbenzene | ND | ug/L | 0.50 | 0.32 | 1 | | 01/05/22 14:22 | 98-06-6 | |
| Carbon tetrachloride | ND | ug/L | 0.50 | 0.33 | 1 | | 01/05/22 14:22 | 56-23-5 | |
| Chlorobenzene | ND | ug/L | 0.50 | 0.28 | 1 | | 01/05/22 14:22 | 108-90-7 | |
| Chloroethane | ND | ug/L | 1.0 | 0.65 | 1 | | 01/05/22 14:22 | 75-00-3 | |
| Chloroform | ND | ug/L | 0.50 | 0.35 | 1 | | 01/05/22 14:22 | 67-66-3 | |
| Chloromethane | ND | ug/L | 1.0 | 0.54 | 1 | | 01/05/22 14:22 | 74-87-3 | |
| 2-Chlorotoluene | ND | ug/L | 0.50 | 0.32 | 1 | | 01/05/22 14:22 | 95-49-8 | |
| 4-Chlorotoluene | ND | ug/L | 0.50 | 0.32 | 1 | | 01/05/22 14:22 | 106-43-4 | |
| 1,2-Dibromo-3-chloropropane | ND | ug/L | 1.0 | 0.34 | 1 | | 01/05/22 14:22 | 96-12-8 | |
| Dibromochloromethane | ND | ug/L | 0.50 | 0.36 | 1 | | 01/05/22 14:22 | 124-48-1 | |
| 1,2-Dibromoethane (EDB) | ND | ug/L | 0.50 | 0.27 | 1 | | 01/05/22 14:22 | 106-93-4 | |
| Dibromomethane | ND | ug/L | 0.50 | 0.39 | 1 | | 01/05/22 14:22 | 74-95-3 | |
| 1,2-Dichlorobenzene | ND | ug/L | 0.50 | 0.34 | 1 | | 01/05/22 14:22 | 95-50-1 | |
| 1,3-Dichlorobenzene | ND | ug/L | 0.50 | 0.34 | 1 | | 01/05/22 14:22 | 541-73-1 | |
| 1,4-Dichlorobenzene | ND | ug/L | 0.50 | 0.33 | 1 | | 01/05/22 14:22 | 106-46-7 | |
| Dichlorodifluoromethane | ND | ug/L | 0.50 | 0.35 | 1 | | 01/05/22 14:22 | 75-71-8 | |
| 1,1-Dichloroethane | ND | ug/L | 0.50 | 0.37 | 1 | | 01/05/22 14:22 | 75-34-3 | |
| 1,2-Dichloroethane | ND | ug/L | 0.50 | 0.32 | 1 | | 01/05/22 14:22 | 107-06-2 | |
| 1,1-Dichloroethene | ND | ug/L | 0.50 | 0.35 | 1 | | 01/05/22 14:22 | 75-35-4 | |
| cis-1,2-Dichloroethene | ND | ug/L | 0.50 | 0.38 | 1 | | 01/05/22 14:22 | 156-59-2 | |
| trans-1,2-Dichloroethene | ND | ug/L | 0.50 | 0.40 | 1 | | 01/05/22 14:22 | 156-60-5 | |
| 1,2-Dichloropropane | ND | ug/L | 0.50 | 0.36 | 1 | | 01/05/22 14:22 | 78-87-5 | |
| 1,3-Dichloropropane | ND | ug/L | 0.50 | 0.28 | 1 | | 01/05/22 14:22 | 142-28-9 | |
| 2,2-Dichloropropane | ND | ug/L | 0.50 | 0.39 | 1 | | 01/05/22 14:22 | 594-20-7 | |
| 1,1-Dichloropropene | ND | ug/L | 0.50 | 0.43 | 1 | | 01/05/22 14:22 | 563-58-6 | |
| cis-1,3-Dichloropropene | ND | ug/L | 0.50 | 0.36 | 1 | | 01/05/22 14:22 | 10061-01-5 | |
| trans-1,3-Dichloropropene | ND | ug/L | 0.50 | 0.36 | 1 | | 01/05/22 14:22 | 10061-02-6 | |

## REPORT OF LABORATORY ANALYSIS

This report shall not be reproduced, except in full,
without the written consent of Pace Analytical Services, LLC.

**Pace Analytical Services, LLC**
9800 Kincey Ave. Suite 100
Huntersville, NC 28078
(704)875-9092

## ANALYTICAL RESULTS

Project: CPC MNA Sampling
Pace Project No.: 92580930

**Sample: MW-79D** **Lab ID: 92580930004** Collected: 01/04/22 15:45 Received: 01/04/22 17:40 Matrix: Water

| Parameters | Results | Units | Report Limit | MDL | DF | Prepared | Analyzed | CAS No. | Qual |
|---|---|---|---|---|---|---|---|---|---|
| **6200B MSV** | Analytical Method: SM 6200B<br>Pace Analytical Services - Charlotte | | | | | | | | |
| Diisopropyl ether | ND | ug/L | 0.50 | 0.31 | 1 | | 01/05/22 14:22 | 108-20-3 | |
| Ethylbenzene | ND | ug/L | 0.50 | 0.30 | 1 | | 01/05/22 14:22 | 100-41-4 | |
| Hexachloro-1,3-butadiene | ND | ug/L | 2.0 | 1.5 | 1 | | 01/05/22 14:22 | 87-68-3 | |
| Isopropylbenzene (Cumene) | ND | ug/L | 0.50 | 0.33 | 1 | | 01/05/22 14:22 | 98-82-8 | |
| Methylene Chloride | ND | ug/L | 2.0 | 2.0 | 1 | | 01/05/22 14:22 | 75-09-2 | |
| Methyl-tert-butyl ether | ND | ug/L | 0.50 | 0.42 | 1 | | 01/05/22 14:22 | 1634-04-4 | |
| Naphthalene | ND | ug/L | 2.0 | 0.64 | 1 | | 01/05/22 14:22 | 91-20-3 | |
| n-Propylbenzene | ND | ug/L | 0.50 | 0.34 | 1 | | 01/05/22 14:22 | 103-65-1 | |
| Styrene | ND | ug/L | 0.50 | 0.29 | 1 | | 01/05/22 14:22 | 100-42-5 | |
| 1,1,1,2-Tetrachloroethane | ND | ug/L | 0.50 | 0.31 | 1 | | 01/05/22 14:22 | 630-20-6 | |
| 1,1,2,2-Tetrachloroethane | ND | ug/L | 0.50 | 0.22 | 1 | | 01/05/22 14:22 | 79-34-5 | |
| Tetrachloroethene | ND | ug/L | 0.50 | 0.29 | 1 | | 01/05/22 14:22 | 127-18-4 | |
| Toluene | **5.4** | ug/L | 0.50 | 0.48 | 1 | | 01/05/22 14:22 | 108-88-3 | |
| 1,2,3-Trichlorobenzene | ND | ug/L | 2.0 | 0.81 | 1 | | 01/05/22 14:22 | 87-61-6 | |
| 1,2,4-Trichlorobenzene | ND | ug/L | 2.0 | 0.64 | 1 | | 01/05/22 14:22 | 120-82-1 | |
| 1,1,1-Trichloroethane | ND | ug/L | 0.50 | 0.33 | 1 | | 01/05/22 14:22 | 71-55-6 | |
| 1,1,2-Trichloroethane | ND | ug/L | 0.50 | 0.32 | 1 | | 01/05/22 14:22 | 79-00-5 | |
| Trichloroethene | ND | ug/L | 0.50 | 0.38 | 1 | | 01/05/22 14:22 | 79-01-6 | |
| Trichlorofluoromethane | ND | ug/L | 1.0 | 0.30 | 1 | | 01/05/22 14:22 | 75-69-4 | |
| 1,2,3-Trichloropropane | ND | ug/L | 0.50 | 0.26 | 1 | | 01/05/22 14:22 | 96-18-4 | |
| 1,2,4-Trimethylbenzene | ND | ug/L | 0.50 | 0.50 | 1 | | 01/05/22 14:22 | 95-63-6 | |
| 1,3,5-Trimethylbenzene | ND | ug/L | 0.50 | 0.33 | 1 | | 01/05/22 14:22 | 108-67-8 | |
| Vinyl chloride | ND | ug/L | 1.0 | 0.39 | 1 | | 01/05/22 14:22 | 75-01-4 | |
| m&p-Xylene | ND | ug/L | 1.0 | 0.71 | 1 | | 01/05/22 14:22 | 179601-23-1 | |
| o-Xylene | ND | ug/L | 0.50 | 0.34 | 1 | | 01/05/22 14:22 | 95-47-6 | |
| ***Surrogates*** | | | | | | | | | |
| 1,2-Dichloroethane-d4 (S) | 93 | % | 70-130 | | 1 | | 01/05/22 14:22 | 17060-07-0 | |
| 4-Bromofluorobenzene (S) | 95 | % | 70-130 | | 1 | | 01/05/22 14:22 | 460-00-4 | |
| Toluene-d8 (S) | 100 | % | 70-130 | | 1 | | 01/05/22 14:22 | 2037-26-5 | |

## REPORT OF LABORATORY ANALYSIS

This report shall not be reproduced, except in full,
without the written consent of Pace Analytical Services, LLC.

**Pace Analytical Services, LLC**
9800 Kincey Ave. Suite 100
Huntersville, NC 28078
(704)875-9092

## QUALITY CONTROL DATA

Project: CPC MNA Sampling
Pace Project No.: 92580930

QC Batch: 670254 | Analysis Method: MADEP VPH
QC Batch Method: MADEP VPH | Analysis Description: VPH NC Water
Laboratory: Pace Analytical Services - Charlotte
Associated Lab Samples: 92580930001, 92580930002, 92580930003, 92580930004

METHOD BLANK: 3509622 Matrix: Water
Associated Lab Samples: 92580930001, 92580930002, 92580930003, 92580930004

| Parameter | Units | Blank Result | Reporting Limit | MDL | Analyzed | Qualifiers |
|---|---|---|---|---|---|---|
| Aliphatic (C05-C08) | ug/L | ND | 50.0 | 50.0 | 01/06/22 19:43 | N2 |
| Aromatic (C09-C10) | ug/L | ND | 50.0 | 50.0 | 01/06/22 19:43 | N2 |
| 4-Bromofluorobenzene (FID) (S) | % | 99 | 70-130 | | 01/06/22 19:43 | |
| 4-Bromofluorobenzene (PID) (S) | % | 83 | 70-130 | | 01/06/22 19:43 | |

LABORATORY CONTROL SAMPLE & LCSD: 3509623 3509624

| Parameter | Units | Spike Conc. | LCS Result | LCSD Result | LCS % Rec | LCSD % Rec | % Rec Limits | RPD | Max RPD | Qualifiers |
|---|---|---|---|---|---|---|---|---|---|---|
| Aliphatic (C05-C08) | ug/L | 300 | 282 | 285 | 94 | 95 | 70-130 | 1 | 25 | N2 |
| Aromatic (C09-C10) | ug/L | 100 | 88.1 | 88.7 | 88 | 89 | 70-130 | 1 | 25 | N2 |
| 4-Bromofluorobenzene (FID) (S) | % | | | | 99 | 101 | 70-130 | | | |
| 4-Bromofluorobenzene (PID) (S) | % | | | | 80 | 82 | 70-130 | | | |

**Results presented on this page are in the units indicated by the "Units" column except where an alternate unit is presented to the right of the result.**

## REPORT OF LABORATORY ANALYSIS

This report shall not be reproduced, except in full,
without the written consent of Pace Analytical Services, LLC.

Pace Analytical Services, LLC
9800 Kincey Ave. Suite 100
Huntersville, NC 28078
(704)875-9092

## QUALITY CONTROL DATA

Project: CPC MNA Sampling
Pace Project No.: 92580930

QC Batch: 669880
QC Batch Method: SM 6200B
Analysis Method: SM 6200B
Analysis Description: 6200B MSV
Laboratory: Pace Analytical Services - Charlotte
Associated Lab Samples: 92580930001, 92580930002, 92580930003, 92580930004

METHOD BLANK: 3507339 Matrix: Water
Associated Lab Samples: 92580930001, 92580930002, 92580930003, 92580930004

| Parameter | Units | Blank Result | Reporting Limit | MDL | Analyzed | Qualifiers |
|---|---|---|---|---|---|---|
| 1,1,1,2-Tetrachloroethane | ug/L | ND | 0.50 | 0.31 | 01/05/22 11:05 | |
| 1,1,1-Trichloroethane | ug/L | ND | 0.50 | 0.33 | 01/05/22 11:05 | |
| 1,1,2,2-Tetrachloroethane | ug/L | ND | 0.50 | 0.22 | 01/05/22 11:05 | |
| 1,1,2-Trichloroethane | ug/L | ND | 0.50 | 0.32 | 01/05/22 11:05 | |
| 1,1-Dichloroethane | ug/L | ND | 0.50 | 0.37 | 01/05/22 11:05 | |
| 1,1-Dichloroethene | ug/L | ND | 0.50 | 0.35 | 01/05/22 11:05 | |
| 1,1-Dichloropropene | ug/L | ND | 0.50 | 0.43 | 01/05/22 11:05 | |
| 1,2,3-Trichlorobenzene | ug/L | ND | 2.0 | 0.81 | 01/05/22 11:05 | |
| 1,2,3-Trichloropropane | ug/L | ND | 0.50 | 0.26 | 01/05/22 11:05 | |
| 1,2,4-Trichlorobenzene | ug/L | ND | 2.0 | 0.64 | 01/05/22 11:05 | |
| 1,2,4-Trimethylbenzene | ug/L | ND | 0.50 | 0.50 | 01/05/22 11:05 | |
| 1,2-Dibromo-3-chloropropane | ug/L | ND | 1.0 | 0.34 | 01/05/22 11:05 | |
| 1,2-Dibromoethane (EDB) | ug/L | ND | 0.50 | 0.27 | 01/05/22 11:05 | |
| 1,2-Dichlorobenzene | ug/L | ND | 0.50 | 0.34 | 01/05/22 11:05 | |
| 1,2-Dichloroethane | ug/L | ND | 0.50 | 0.32 | 01/05/22 11:05 | |
| 1,2-Dichloropropane | ug/L | ND | 0.50 | 0.36 | 01/05/22 11:05 | |
| 1,3,5-Trimethylbenzene | ug/L | ND | 0.50 | 0.33 | 01/05/22 11:05 | |
| 1,3-Dichlorobenzene | ug/L | ND | 0.50 | 0.34 | 01/05/22 11:05 | |
| 1,3-Dichloropropane | ug/L | ND | 0.50 | 0.28 | 01/05/22 11:05 | |
| 1,4-Dichlorobenzene | ug/L | ND | 0.50 | 0.33 | 01/05/22 11:05 | |
| 2,2-Dichloropropane | ug/L | ND | 0.50 | 0.39 | 01/05/22 11:05 | |
| 2-Chlorotoluene | ug/L | ND | 0.50 | 0.32 | 01/05/22 11:05 | |
| 4-Chlorotoluene | ug/L | ND | 0.50 | 0.32 | 01/05/22 11:05 | |
| Benzene | ug/L | ND | 0.50 | 0.34 | 01/05/22 11:05 | |
| Bromobenzene | ug/L | ND | 0.50 | 0.29 | 01/05/22 11:05 | |
| Bromochloromethane | ug/L | ND | 0.50 | 0.47 | 01/05/22 11:05 | |
| Bromodichloromethane | ug/L | ND | 0.50 | 0.31 | 01/05/22 11:05 | |
| Bromoform | ug/L | ND | 0.50 | 0.34 | 01/05/22 11:05 | |
| Bromomethane | ug/L | ND | 5.0 | 1.7 | 01/05/22 11:05 | |
| Carbon tetrachloride | ug/L | ND | 0.50 | 0.33 | 01/05/22 11:05 | |
| Chlorobenzene | ug/L | ND | 0.50 | 0.28 | 01/05/22 11:05 | |
| Chloroethane | ug/L | ND | 1.0 | 0.65 | 01/05/22 11:05 | |
| Chloroform | ug/L | ND | 0.50 | 0.35 | 01/05/22 11:05 | |
| Chloromethane | ug/L | ND | 1.0 | 0.54 | 01/05/22 11:05 | |
| cis-1,2-Dichloroethene | ug/L | ND | 0.50 | 0.38 | 01/05/22 11:05 | |
| cis-1,3-Dichloropropene | ug/L | ND | 0.50 | 0.36 | 01/05/22 11:05 | |
| Dibromochloromethane | ug/L | ND | 0.50 | 0.36 | 01/05/22 11:05 | |
| Dibromomethane | ug/L | ND | 0.50 | 0.39 | 01/05/22 11:05 | |
| Dichlorodifluoromethane | ug/L | ND | 0.50 | 0.35 | 01/05/22 11:05 | |
| Diisopropyl ether | ug/L | ND | 0.50 | 0.31 | 01/05/22 11:05 | |

**Results presented on this page are in the units indicated by the "Units" column except where an alternate unit is presented to the right of the result.**

## REPORT OF LABORATORY ANALYSIS

This report shall not be reproduced, except in full,
without the written consent of Pace Analytical Services, LLC.

**Pace Analytical Services, LLC**
9800 Kincey Ave. Suite 100
Huntersville, NC 28078
(704)875-9092

## QUALITY CONTROL DATA

Project: CPC MNA Sampling
Pace Project No.: 92580930

METHOD BLANK: 3507339 Matrix: Water
Associated Lab Samples: 92580930001, 92580930002, 92580930003, 92580930004

| Parameter | Units | Blank Result | Reporting Limit | MDL | Analyzed | Qualifiers |
|---|---|---|---|---|---|---|
| Ethylbenzene | ug/L | ND | 0.50 | 0.30 | 01/05/22 11:05 | |
| Hexachloro-1,3-butadiene | ug/L | ND | 2.0 | 1.5 | 01/05/22 11:05 | |
| Isopropylbenzene (Cumene) | ug/L | ND | 0.50 | 0.33 | 01/05/22 11:05 | |
| m&p-Xylene | ug/L | ND | 1.0 | 0.71 | 01/05/22 11:05 | |
| Methyl-tert-butyl ether | ug/L | ND | 0.50 | 0.42 | 01/05/22 11:05 | |
| Methylene Chloride | ug/L | ND | 2.0 | 2.0 | 01/05/22 11:05 | |
| n-Butylbenzene | ug/L | ND | 0.50 | 0.49 | 01/05/22 11:05 | |
| n-Propylbenzene | ug/L | ND | 0.50 | 0.34 | 01/05/22 11:05 | |
| Naphthalene | ug/L | ND | 2.0 | 0.64 | 01/05/22 11:05 | |
| o-Xylene | ug/L | ND | 0.50 | 0.34 | 01/05/22 11:05 | |
| sec-Butylbenzene | ug/L | ND | 0.50 | 0.40 | 01/05/22 11:05 | |
| Styrene | ug/L | ND | 0.50 | 0.29 | 01/05/22 11:05 | |
| tert-Butylbenzene | ug/L | ND | 0.50 | 0.32 | 01/05/22 11:05 | |
| Tetrachloroethene | ug/L | ND | 0.50 | 0.29 | 01/05/22 11:05 | |
| Toluene | ug/L | ND | 0.50 | 0.48 | 01/05/22 11:05 | |
| trans-1,2-Dichloroethene | ug/L | ND | 0.50 | 0.40 | 01/05/22 11:05 | |
| trans-1,3-Dichloropropene | ug/L | ND | 0.50 | 0.36 | 01/05/22 11:05 | |
| Trichloroethene | ug/L | ND | 0.50 | 0.38 | 01/05/22 11:05 | |
| Trichlorofluoromethane | ug/L | ND | 1.0 | 0.30 | 01/05/22 11:05 | |
| Vinyl chloride | ug/L | ND | 1.0 | 0.39 | 01/05/22 11:05 | |
| 1,2-Dichloroethane-d4 (S) | % | 90 | 70-130 | | 01/05/22 11:05 | |
| 4-Bromofluorobenzene (S) | % | 95 | 70-130 | | 01/05/22 11:05 | |
| Toluene-d8 (S) | % | 102 | 70-130 | | 01/05/22 11:05 | |

LABORATORY CONTROL SAMPLE: 3507340

| Parameter | Units | Spike Conc. | LCS Result | LCS % Rec | % Rec Limits | Qualifiers |
|---|---|---|---|---|---|---|
| 1,1,1,2-Tetrachloroethane | ug/L | 50 | 46.4 | 93 | 60-140 | |
| 1,1,1-Trichloroethane | ug/L | 50 | 44.1 | 88 | 60-140 | |
| 1,1,2,2-Tetrachloroethane | ug/L | 50 | 48.7 | 97 | 60-140 | |
| 1,1,2-Trichloroethane | ug/L | 50 | 53.6 | 107 | 60-140 | |
| 1,1-Dichloroethane | ug/L | 50 | 48.7 | 97 | 60-140 | |
| 1,1-Dichloroethene | ug/L | 50 | 47.9 | 96 | 60-140 | |
| 1,1-Dichloropropene | ug/L | 50 | 46.6 | 93 | 60-140 | |
| 1,2,3-Trichlorobenzene | ug/L | 50 | 48.8 | 98 | 60-140 | |
| 1,2,3-Trichloropropane | ug/L | 50 | 43.3 | 87 | 60-140 | |
| 1,2,4-Trichlorobenzene | ug/L | 50 | 50.3 | 101 | 60-140 | |
| 1,2,4-Trimethylbenzene | ug/L | 50 | 49.3 | 99 | 60-140 | |
| 1,2-Dibromo-3-chloropropane | ug/L | 50 | 43.4 | 87 | 60-140 | |
| 1,2-Dibromoethane (EDB) | ug/L | 50 | 50.1 | 100 | 60-140 | |
| 1,2-Dichlorobenzene | ug/L | 50 | 49.4 | 99 | 60-140 | |
| 1,2-Dichloroethane | ug/L | 50 | 41.9 | 84 | 60-140 | |
| 1,2-Dichloropropane | ug/L | 50 | 49.7 | 99 | 60-140 | |
| 1,3,5-Trimethylbenzene | ug/L | 50 | 49.4 | 99 | 60-140 | |

**Results presented on this page are in the units indicated by the "Units" column except where an alternate unit is presented to the right of the result.**

## REPORT OF LABORATORY ANALYSIS

This report shall not be reproduced, except in full,
without the written consent of Pace Analytical Services, LLC.

**Pace Analytical Services, LLC**
9800 Kincey Ave. Suite 100
Huntersville, NC 28078
(704)875-9092

## QUALITY CONTROL DATA

Project: CPC MNA Sampling
Pace Project No.: 92580930

LABORATORY CONTROL SAMPLE: 3507340

| Parameter | Units | Spike Conc. | LCS Result | LCS % Rec | % Rec Limits | Qualifiers |
|---|---|---|---|---|---|---|
| 1,3-Dichlorobenzene | ug/L | 50 | 49.1 | 98 | 60-140 | |
| 1,3-Dichloropropane | ug/L | 50 | 48.3 | 97 | 60-140 | |
| 1,4-Dichlorobenzene | ug/L | 50 | 48.7 | 97 | 60-140 | |
| 2,2-Dichloropropane | ug/L | 50 | 47.2 | 94 | 60-140 | |
| 2-Chlorotoluene | ug/L | 50 | 50.3 | 101 | 60-140 | |
| 4-Chlorotoluene | ug/L | 50 | 45.8 | 92 | 60-140 | |
| Benzene | ug/L | 50 | 50.3 | 101 | 60-140 | |
| Bromobenzene | ug/L | 50 | 47.7 | 95 | 60-140 | |
| Bromochloromethane | ug/L | 50 | 51.8 | 104 | 60-140 | |
| Bromodichloromethane | ug/L | 50 | 46.0 | 92 | 60-140 | |
| Bromoform | ug/L | 50 | 47.5 | 95 | 60-140 | |
| Bromomethane | ug/L | 50 | 48.4 | 97 | 60-140 | |
| Carbon tetrachloride | ug/L | 50 | 41.7 | 83 | 60-140 | |
| Chlorobenzene | ug/L | 50 | 50.6 | 101 | 60-140 | |
| Chloroethane | ug/L | 50 | 36.6 | 73 | 60-140 | |
| Chloroform | ug/L | 50 | 46.5 | 93 | 60-140 | |
| Chloromethane | ug/L | 50 | 45.6 | 91 | 60-140 | |
| cis-1,2-Dichloroethene | ug/L | 50 | 45.1 | 90 | 60-140 | |
| cis-1,3-Dichloropropene | ug/L | 50 | 47.7 | 95 | 60-140 | |
| Dibromochloromethane | ug/L | 50 | 48.6 | 97 | 60-140 | |
| Dibromomethane | ug/L | 50 | 52.1 | 104 | 60-140 | |
| Dichlorodifluoromethane | ug/L | 50 | 43.7 | 87 | 60-140 | |
| Diisopropyl ether | ug/L | 50 | 44.3 | 89 | 60-140 | |
| Ethylbenzene | ug/L | 50 | 50.0 | 100 | 60-140 | |
| Hexachloro-1,3-butadiene | ug/L | 50 | 43.1 | 86 | 60-140 | |
| Isopropylbenzene (Cumene) | ug/L | 50 | 52.4 | 105 | 60-140 | |
| m&p-Xylene | ug/L | 100 | 101 | 101 | 60-140 | |
| Methyl-tert-butyl ether | ug/L | 50 | 47.6 | 95 | 60-140 | |
| Methylene Chloride | ug/L | 50 | 46.0 | 92 | 60-140 | |
| n-Butylbenzene | ug/L | 50 | 48.5 | 97 | 60-140 | |
| n-Propylbenzene | ug/L | 50 | 49.0 | 98 | 60-140 | |
| Naphthalene | ug/L | 50 | 46.2 | 92 | 60-140 | |
| o-Xylene | ug/L | 50 | 50.4 | 101 | 60-140 | |
| sec-Butylbenzene | ug/L | 50 | 49.1 | 98 | 60-140 | |
| Styrene | ug/L | 50 | 49.9 | 100 | 60-140 | |
| tert-Butylbenzene | ug/L | 50 | 41.9 | 84 | 60-140 | |
| Tetrachloroethene | ug/L | 50 | 44.9 | 90 | 60-140 | |
| Toluene | ug/L | 50 | 52.1 | 104 | 60-140 | |
| trans-1,2-Dichloroethene | ug/L | 50 | 49.2 | 98 | 60-140 | |
| trans-1,3-Dichloropropene | ug/L | 50 | 48.4 | 97 | 60-140 | |
| Trichloroethene | ug/L | 50 | 50.8 | 102 | 60-140 | |
| Trichlorofluoromethane | ug/L | 50 | 39.8 | 80 | 60-140 | |
| Vinyl chloride | ug/L | 50 | 50.5 | 101 | 60-140 | |
| 1,2-Dichloroethane-d4 (S) | % | | | 90 | 70-130 | |
| 4-Bromofluorobenzene (S) | % | | | 99 | 70-130 | |
| Toluene-d8 (S) | % | | | 102 | 70-130 | |

**Results presented on this page are in the units indicated by the "Units" column except where an alternate unit is presented to the right of the result.**

## REPORT OF LABORATORY ANALYSIS

This report shall not be reproduced, except in full,
without the written consent of Pace Analytical Services, LLC.

Pace Analytical Services, LLC
9800 Kincey Ave. Suite 100
Huntersville, NC 28078
(704)875-9092

## QUALITY CONTROL DATA

Project: CPC MNA Sampling
Pace Project No.: 92580930

MATRIX SPIKE & MATRIX SPIKE DUPLICATE: 3507341 3507342

| Parameter | Units | 92580894001 Result | MS Spike Conc. | MSD Spike Conc. | MS Result | MSD Result | MS % Rec | MSD % Rec | % Rec Limits | RPD | Max RPD | Qual |
|---|---|---|---|---|---|---|---|---|---|---|---|---|
| 1,1,1,2-Tetrachloroethane | ug/L | <77.8 | 5000 | 5000 | 5170 | 5250 | 103 | 105 | 60-140 | 2 | 30 | |
| 1,1,1-Trichloroethane | ug/L | <83.0 | 5000 | 5000 | 4810 | 4820 | 96 | 96 | 60-140 | 0 | 30 | |
| 1,1,2,2-Tetrachloroethane | ug/L | <56.2 | 5000 | 5000 | 5360 | 5330 | 107 | 107 | 60-140 | 1 | 30 | |
| 1,1,2-Trichloroethane | ug/L | <81.2 | 5000 | 5000 | 5880 | 6110 | 118 | 122 | 60-140 | 4 | 30 | |
| 1,1-Dichloroethane | ug/L | <91.8 | 5000 | 5000 | 5560 | 5770 | 111 | 115 | 60-140 | 4 | 30 | |
| 1,1-Dichloroethene | ug/L | <87.0 | 5000 | 5000 | 5300 | 5380 | 106 | 108 | 60-140 | 2 | 30 | |
| 1,1-Dichloropropene | ug/L | <107 | 5000 | 5000 | 5120 | 5320 | 102 | 106 | 60-140 | 4 | 30 | |
| 1,2,3-Trichlorobenzene | ug/L | <202 | 5000 | 5000 | 5360 | 5930 | 107 | 119 | 60-140 | 10 | 30 | |
| 1,2,3-Trichloropropane | ug/L | <65.2 | 5000 | 5000 | 4970 | 5040 | 99 | 101 | 60-140 | 1 | 30 | |
| 1,2,4-Trichlorobenzene | ug/L | <160 | 5000 | 5000 | 5690 | 5960 | 114 | 119 | 60-140 | 5 | 30 | |
| 1,2,4-Trimethylbenzene | ug/L | 2650 | 5000 | 5000 | 8450 | 8670 | 116 | 120 | 60-140 | 3 | 30 | |
| 1,2-Dibromo-3-chloropropane | ug/L | <85.0 | 5000 | 5000 | 4680 | 4450 | 94 | 89 | 60-140 | 5 | 30 | |
| 1,2-Dibromoethane (EDB) | ug/L | 584 | 5000 | 5000 | 6170 | 6180 | 112 | 112 | 60-140 | 0 | 30 | |
| 1,2-Dichlorobenzene | ug/L | <84.8 | 5000 | 5000 | 5710 | 5920 | 114 | 118 | 60-140 | 4 | 30 | |
| 1,2-Dichloroethane | ug/L | 283 | 5000 | 5000 | 5290 | 5140 | 100 | 97 | 60-140 | 3 | 30 | |
| 1,2-Dichloropropane | ug/L | <88.8 | 5000 | 5000 | 5820 | 5600 | 116 | 112 | 60-140 | 4 | 30 | |
| 1,3,5-Trimethylbenzene | ug/L | 679 | 5000 | 5000 | 6530 | 6760 | 117 | 122 | 60-140 | 4 | 30 | |
| 1,3-Dichlorobenzene | ug/L | <85.0 | 5000 | 5000 | 5600 | 5930 | 112 | 119 | 60-140 | 6 | 30 | |
| 1,3-Dichloropropane | ug/L | <71.0 | 5000 | 5000 | 5640 | 5530 | 113 | 111 | 60-140 | 2 | 30 | |
| 1,4-Dichlorobenzene | ug/L | <83.2 | 5000 | 5000 | 5630 | 5760 | 113 | 115 | 60-140 | 2 | 30 | |
| 2,2-Dichloropropane | ug/L | <97.0 | 5000 | 5000 | 4950 | 5010 | 99 | 100 | 60-140 | 1 | 30 | |
| 2-Chlorotoluene | ug/L | <80.2 | 5000 | 5000 | 5870 | 5910 | 117 | 118 | 60-140 | 1 | 30 | |
| 4-Chlorotoluene | ug/L | <81.0 | 5000 | 5000 | 5490 | 5660 | 110 | 113 | 60-140 | 3 | 30 | |
| Benzene | ug/L | 12500 | 5000 | 5000 | 18300 | 18600 | 116 | 120 | 60-140 | 1 | 30 | |
| Bromobenzene | ug/L | <72.5 | 5000 | 5000 | 5700 | 5850 | 114 | 117 | 60-140 | 3 | 30 | |
| Bromochloromethane | ug/L | <117 | 5000 | 5000 | 5970 | 6050 | 119 | 121 | 60-140 | 1 | 30 | |
| Bromodichloromethane | ug/L | <76.8 | 5000 | 5000 | 5170 | 5210 | 103 | 104 | 60-140 | 1 | 30 | |
| Bromoform | ug/L | <85.2 | 5000 | 5000 | 4780 | 4830 | 96 | 97 | 60-140 | 1 | 30 | |
| Bromomethane | ug/L | <415 | 5000 | 5000 | 4540 | 5510 | 91 | 110 | 60-140 | 19 | 30 | |
| Carbon tetrachloride | ug/L | <83.2 | 5000 | 5000 | 4530 | 4470 | 91 | 89 | 60-140 | 1 | 30 | |
| Chlorobenzene | ug/L | <71.0 | 5000 | 5000 | 5870 | 5920 | 117 | 118 | 60-140 | 1 | 30 | |
| Chloroethane | ug/L | <162 | 5000 | 5000 | 6140 | 6100 | 123 | 122 | 60-140 | 1 | 30 | |
| Chloroform | ug/L | <88.2 | 5000 | 5000 | 5670 | 5670 | 113 | 113 | 60-140 | 0 | 30 | |
| Chloromethane | ug/L | <135 | 5000 | 5000 | 4990 | 5010 | 100 | 100 | 60-140 | 0 | 30 | |
| cis-1,2-Dichloroethene | ug/L | <96.0 | 5000 | 5000 | 5220 | 5370 | 104 | 107 | 60-140 | 3 | 30 | |
| cis-1,3-Dichloropropene | ug/L | <91.2 | 5000 | 5000 | 5310 | 5430 | 106 | 109 | 60-140 | 2 | 30 | |
| Dibromochloromethane | ug/L | <89.8 | 5000 | 5000 | 5340 | 5310 | 107 | 106 | 60-140 | 1 | 30 | |
| Dibromomethane | ug/L | <98.5 | 5000 | 5000 | 5850 | 6070 | 117 | 121 | 60-140 | 4 | 30 | |
| Dichlorodifluoromethane | ug/L | <86.5 | 5000 | 5000 | 3390 | 3390 | 68 | 68 | 60-140 | 0 | 30 | |
| Diisopropyl ether | ug/L | 204 | 5000 | 5000 | 5280 | 5360 | 102 | 103 | 60-140 | 1 | 30 | |
| Ethylbenzene | ug/L | 2280 | 5000 | 5000 | 8060 | 8110 | 116 | 117 | 60-140 | 1 | 30 | |
| Hexachloro-1,3-butadiene | ug/L | <382 | 5000 | 5000 | 4820 | 4910 | 96 | 98 | 60-140 | 2 | 30 | |
| Isopropylbenzene (Cumene) | ug/L | <83.2 | 5000 | 5000 | 5990 | 6160 | 120 | 123 | 60-140 | 3 | 30 | |
| m&p-Xylene | ug/L | 11600 | 10000 | 10000 | 23100 | 23500 | 115 | 119 | 60-140 | 2 | 30 | |

**Results presented on this page are in the units indicated by the "Units" column except where an alternate unit is presented to the right of the result.**

## REPORT OF LABORATORY ANALYSIS

This report shall not be reproduced, except in full,
without the written consent of Pace Analytical Services, LLC.

**Pace Analytical Services, LLC**
9800 Kincey Ave. Suite 100
Huntersville, NC 28078
(704)875-9092

## QUALITY CONTROL DATA

Project: CPC MNA Sampling
Pace Project No.: 92580930

MATRIX SPIKE & MATRIX SPIKE DUPLICATE: 3507341 3507342

| Parameter | Units | 92580894001 Result | MS Spike Conc. | MSD Spike Conc. | MS Result | MSD Result | MS % Rec | MSD % Rec | % Rec Limits | RPD | Max RPD | Qual |
|---|---|---|---|---|---|---|---|---|---|---|---|---|
| Methyl-tert-butyl ether | ug/L | 1550 | 5000 | 5000 | 6850 | 6740 | 106 | 104 | 60-140 | 2 | 30 | |
| Methylene Chloride | ug/L | <488 | 5000 | 5000 | 5000 | 5030 | 100 | 101 | 60-140 | 1 | 30 | |
| n-Butylbenzene | ug/L | <122 | 5000 | 5000 | 5470 | 5730 | 109 | 115 | 60-140 | 5 | 30 | |
| n-Propylbenzene | ug/L | 116J | 5000 | 5000 | 5860 | 6090 | 115 | 119 | 60-140 | 4 | 30 | |
| Naphthalene | ug/L | 1030 | 5000 | 5000 | 5940 | 6140 | 98 | 102 | 60-140 | 3 | 30 | |
| o-Xylene | ug/L | 5580 | 5000 | 5000 | 11600 | 11500 | 120 | 119 | 60-140 | 0 | 30 | |
| sec-Butylbenzene | ug/L | <100 | 5000 | 5000 | 5480 | 5840 | 110 | 117 | 60-140 | 6 | 30 | |
| Styrene | ug/L | 82.3J | 5000 | 5000 | 5750 | 5920 | 113 | 117 | 60-140 | 3 | 30 | |
| tert-Butylbenzene | ug/L | <80.8 | 5000 | 5000 | 4760 | 4970 | 95 | 99 | 60-140 | 4 | 30 | |
| Tetrachloroethene | ug/L | <73.0 | 5000 | 5000 | 5040 | 5260 | 101 | 105 | 60-140 | 4 | 30 | |
| Toluene | ug/L | 36800 | 5000 | 5000 | 42800 | 43400 | 120 | 132 | 60-140 | 1 | 30 | |
| trans-1,2-Dichloroethene | ug/L | <99.0 | 5000 | 5000 | 5700 | 5780 | 114 | 116 | 60-140 | 1 | 30 | |
| trans-1,3-Dichloropropene | ug/L | <90.8 | 5000 | 5000 | 5310 | 5360 | 106 | 107 | 60-140 | 1 | 30 | |
| Trichloroethene | ug/L | <95.8 | 5000 | 5000 | 5790 | 5860 | 116 | 117 | 60-140 | 1 | 30 | |
| Trichlorofluoromethane | ug/L | <74.5 | 5000 | 5000 | 4050 | 4090 | 81 | 82 | 60-140 | 1 | 30 | |
| Vinyl chloride | ug/L | <96.5 | 5000 | 5000 | 5600 | 5580 | 112 | 112 | 60-140 | 0 | 30 | |
| 1,2-Dichloroethane-d4 (S) | % | | | | | | 86 | 86 | 70-130 | | | |
| 4-Bromofluorobenzene (S) | % | | | | | | 96 | 96 | 70-130 | | | |
| Toluene-d8 (S) | % | | | | | | 102 | 102 | 70-130 | | | |

**Results presented on this page are in the units indicated by the "Units" column except where an alternate unit is presented to the right of the result.**

## REPORT OF LABORATORY ANALYSIS

This report shall not be reproduced, except in full,
without the written consent of Pace Analytical Services, LLC.

**Pace Analytical Services, LLC**
9800 Kincey Ave. Suite 100
Huntersville, NC 28078
(704)875-9092

# QUALIFIERS

Project: CPC MNA Sampling
Pace Project No.: 92580930

## DEFINITIONS

DF - Dilution Factor, if reported, represents the factor applied to the reported data due to dilution of the sample aliquot.

ND - Not Detected at or above adjusted reporting limit.

TNTC - Too Numerous To Count

J - Estimated concentration above the adjusted method detection limit and below the adjusted reporting limit.

MDL - Adjusted Method Detection Limit.

PQL - Practical Quantitation Limit.

RL - Reporting Limit - The lowest concentration value that meets project requirements for quantitative data with known precision and bias for a specific analyte in a specific matrix.

S - Surrogate

1,2-Diphenylhydrazine decomposes to and cannot be separated from Azobenzene using Method 8270. The result for each analyte is a combined concentration.

Consistent with EPA guidelines, unrounded data are displayed and have been used to calculate % recovery and RPD values.

LCS(D) - Laboratory Control Sample (Duplicate)

MS(D) - Matrix Spike (Duplicate)

DUP - Sample Duplicate

RPD - Relative Percent Difference

NC - Not Calculable.

SG - Silica Gel - Clean-Up

U - Indicates the compound was analyzed for, but not detected.

Acid preservation may not be appropriate for 2 Chloroethylvinyl ether.

A separate vial preserved to a pH of 4-5 is recommended in SW846 Chapter 4 for the analysis of Acrolein and Acrylonitrile by EPA Method 8260.

N-Nitrosodiphenylamine decomposes and cannot be separated from Diphenylamine using Method 8270. The result reported for each analyte is a combined concentration.

Reported results are not rounded until the final step prior to reporting. Therefore, calculated parameters that are typically reported as "Total" may vary slightly from the sum of the reported component parameters.

Pace Analytical is TNI accredited. Contact your Pace PM for the current list of accredited analytes.

TNI - The NELAC Institute.

## ANALYTE QUALIFIERS

| | |
|---|---|
| N2 | The lab does not hold NELAC/TNI accreditation for this parameter but other accreditations/certifications may apply. A complete list of accreditations/certifications is available upon request. |



This report shall not be reproduced, except in full,
without the written consent of Pace Analytical Services, LLC.

**Pace Analytical Services, LLC**
9800 Kincey Ave. Suite 100
Huntersville, NC 28078
(704)875-9092

## QUALITY CONTROL DATA CROSS REFERENCE TABLE

Project: CPC MNA Sampling
Pace Project No.: 92580930

| Lab ID | Sample ID | QC Batch Method | QC Batch | Analytical Method | Analytical Batch |
|---|---|---|---|---|---|
| **92580930001** | **MW-31D** | MADEP VPH | 670254 | | |
| **92580930002** | **MW-21** | MADEP VPH | 670254 | | |
| **92580930003** | **MW-82** | MADEP VPH | 670254 | | |
| **92580930004** | **MW-79D** | MADEP VPH | 670254 | | |
| **92580930001** | **MW-31D** | SM 6200B | 669880 | | |
| **92580930002** | **MW-21** | SM 6200B | 669880 | | |
| **92580930003** | **MW-82** | SM 6200B | 669880 | | |
| **92580930004** | **MW-79D** | SM 6200B | 669880 | | |



This report shall not be reproduced, except in full,
without the written consent of Pace Analytical Services, LLC.

| Pace Analytical | Document Name: Sample Condition Upon Receipt (SCUR) | Document Revised: November 15, 2021 Page 1 of 2 |
|---|---|---|
| | Document No.: F-CAR-CS-033-Rev.08 | Issuing Authority: Pace Carolinas Quality Office |

**Laboratory receiving samples:**
Asheville ☐ Eden ☐ Greenwood ☐ Huntersville ☒ Raleigh ☐ Mechanicsville ☐ Atlanta ☐ Kernersville ☐

**Sample Condition Upon Receipt**

**Client Name:** AECOM

**Project #**

**WO# : 92580930**

92580930

Courier: ☐ Commercial ☐ Fed Ex ☐ Pace ☐ UPS ☐ USPS ☐ Other:____ ☒ Client

**Custody Seal Present?** ☐ Yes ☒ No **Seals Intact?** ☐ Yes ☒ No

**Date/Initials Person Examining Contents:** KH 1/4/22

**Packing Material:** ☐ Bubble Wrap ☒ Bubble Bags ☐ None ☐ Other

**Biological Tissue Frozen?** ☐ Yes ☐ No ☒ N/A

**Thermometer:** ☒ IR Gun ID: 92T064 ☒ Wet ☐ Blue ☐ None **Type of Ice:**

**Cooler Temp:** 1.7, 2.6 **Correction Factor:** Add/Subtract (°C) 0

**Temp should be above freezing to 6°C**

**Cooler Temp Corrected (°C):** 1.7, 2.6

☐ Samples out of temp criteria. Samples on ice, cooling process has begun

**USDA Regulated Soil** (☒ N/A, water sample)

Did samples originate in a quarantine zone within the United States: CA, NY, or SC (check maps)? ☐ Yes ☐ No

Did samples originate from a foreign source (internationally, including Hawaii and Puerto Rico)? ☐ Yes ☐ No

| | | | | Comments/Discrepancy: |
|---|---|---|---|---|
| Chain of Custody Present? | ☒ Yes | ☐ No | ☐ N/A | 1. |
| Samples Arrived within Hold Time? | ☒ Yes | ☐ No | ☐ N/A | 2. |
| Short Hold Time Analysis (<72 hr.)? | ☐ Yes | ☒ No | ☐ N/A | 3. |
| Rush Turn Around Time Requested? | ☒ Yes | ☐ No | ☐ N/A | 4. |
| Sufficient Volume? | ☒ Yes | ☐ No | ☐ N/A | 5. |
| Correct Containers Used? | ☒ Yes | ☐ No | ☐ N/A | 6. |
| -Pace Containers Used? | ☒ Yes | ☐ No | ☐ N/A | |
| Containers Intact? | ☒ Yes | ☐ No | ☐ N/A | 7. |
| Dissolved analysis: Samples Field Filtered? | ☐ Yes | ☐ No | ☒ N/A | 8. |
| Sample Labels Match COC? | ☒ Yes | ☐ No | ☐ N/A | 9. |
| -Includes Date/Time/ID/Analysis Matrix: WT | | | | |
| Headspace in VOA Vials (>5-6mm)? | ☐ Yes | ☒ No | ☐ N/A | 10. |
| Trip Blank Present? | ☒ Yes | ☐ No | ☐ N/A | 11. |
| Trip Blank Custody Seals Present? | ☒ Yes | ☐ No | ☐ N/A | |

**COMMENTS/SAMPLE DISCREPANCY**

**Field Data Required?** ☐ Yes ☐ No

Lot ID of split containers:

**CLIENT NOTIFICATION/RESOLUTION**

Person contacted: _____ Date/Time: _____

**Project Manager SCURF Review:** _____ Date: _____

**Project Manager SRF Review:** _____ Date: _____

| Pace Analytical® | Document Name: Bottle Identification Form (BIF) | Document Issued: November 15, 2021 Page 1 of 1 |
|---|---|---|
| | Document No.: F-CAR-CS-043-Rev.01 | Issuing Authority: Pace Carolinas Quality Office |

*Check mark top half of box if pH and/or dechlorination is verified and within the acceptance range for preservation samples.

Exceptions: VOA, Coliform, TOC, Oil and Grease, DRO/8015 (water) DOC, LLHg

**Bottom half of box is to list number of bottles

Project

**WO# : 92580930**

PM: BV Due Date: 01/07/22

CLIENT: 92-AECOM CHA

| Matrix | Item# | BP4U-125 mL Plastic Unpreserved (N/A) (Cl-) | BP3U-250 mL Plastic Unpreserved (N/A) | BP2U-500 mL Plastic Unpreserved (N/A) | BP1U-1 liter Plastic Unpreserved (N/A) | BP4S-125 mL Plastic H2SO4 (pH < 2) (Cl-) | BP3N-250 mL plastic HNO3 (pH < 2) | BPAZ-125 mL Plastic ZN Acetate & NaOH (>9) | BP4B-125 mL Plastic NaOH (pH > 12) (Cl-) | WGFU-Wide-mouthed Glass jar Unpreserved | AG1U-1 liter Amber Unpreserved (N/A) (Cl-) | AG1H-1 liter Amber HCl (pH < 2) | AG3U-250 mL Amber Unpreserved (N/A) (Cl-) | AG1S-1 liter Amber H2SO4 (pH < 2) | AG3S-250 mL Amber H2SO4 (pH < 2) | AG3A(DG3A)-250 mL Amber NH4Cl (N/A)(Cl-) | DG9H-40 mL VOA HCl (N/A) | VG9T-40 mL VOA Na2S2O3 (N/A) | VG9U-40 mL VOA Unpreserved (N/A) | DG9P-40 mL VOA H3PO4 (N/A) | VOAK (3 vials per kit)-5035 kit (N/A) | V/GK (3 vials per kit)-VPH/Gas kit (N/A) | SP5T-125 mL Sterile Plastic (N/A – lab) | SP2T-250 mL Sterile Plastic (N/A – lab) | | BP3A-250 mL Plastic (NH2)2SO4 (9.3-9.7) | AG0U-100 mL Amber Unpreserved vials (N/A) | VSGU-20 mL Scintillation vials (N/A) | DG9U-40 mL Amber Unpreserved vials (N/A) |
|---|---|---|---|---|---|---|---|---|---|---|---|---|---|---|---|---|---|---|---|---|---|---|---|---|---|---|---|---|---|
| | 1 | | | | | | 1 | | | | | | | | | | 1 | | | | | | | | | | | | |
| | 2 | | | | | | 1 | | | | | | | | | | 1 | | | | | | | | | | | | |
| | 3 | | | | | | 1 | | | | | | | | | | 1 | | | | | | | | | | | | |
| | 4 | | | | | | 1 | | | | | | | | | | 1 | | | | | | | | | | | | |
| | 5 | | | | | | 1 | | | | | | | | | | 1 | | | | | | | | | | | | |
| | 6 | | | | | | 1 | | | | | | | | | | 1 | | | | | | | | | | | | |
| | 7 | | | | | | 1 | | | | | | | | | | 1 | | | | | | | | | | | | |
| | 8 | 1 | 3 | | | | 2 | 1 | | | | | | | | | 1 | | 3 | 3 | | | | | | | | | |
| | 9 | | | | | | 1 | | | | | | | | | | 1 | | | | | | | | | | | | |
| | 10 | | | | | | 1 | | | | | | | | | | 1 | | | | | | | | | | | | |
| | 11 | | | | | | 1 | | | | | | | | | | 1 | | | | | | | | | | | | |
| | 12 | 1 | 1 | | | | 2 | 1 | | | | | | | | | 1 | | 3 | 3 | | | | | | | | | |

## pH Adjustment Log for Preserved Samples

| Sample ID | Type of Preservative | pH upon receipt | Date preservation adjusted | Time preservation adjusted | Amount of Preservative added | Lot # |
|---|---|---|---|---|---|---|
| | | | | | | |
| | | | | | | |
| | | | | | | |

Note: Whenever there is a discrepancy affecting North Carolina compliance samples, a copy of this form will be sent to the North Carolina DEHNR Certification Office (i.e. Out of hold, incorrect preservative, out of temp, incorrect containers.

| Pace Analytical® | Document Name: Bottle Identification Form (BIF) | Document Issued: November 15, 2021 Page 1 of 1 |
|---|---|---|
| | Document No.: F-CAR-CS-043-Rev.01 | Issuing Authority: Pace Carolinas Quality Office |

***Check mark top half of box if pH and/or dechlorination is verified and within the acceptance range for preservation samples.**

Exceptions: VOA, Coliform, TOC, Oil and Grease, DRO/8015 (water) DOC, LLHg

****Bottom half of box is to list number of bottles**

Project 2

**WO# : 92580930**

PM: BV Due Date: 01/07/22

CLIENT: 92-AECOM CHA

| Matrix | Items | BP4U-125 mL Plastic Unpreserved (N/A) (Cl-) | BP3U-250 mL Plastic Unpreserved (N/A) | BP2U-500 mL Plastic Unpreserved (N/A) | BP1U-1 liter Plastic Unpreserved (N/A) | BP4S-125 mL Plastic H2SO4 (pH < 2) (Cl-) | BP3N-250 mL plastic HNO3 (pH < 2) | BP4Z-125 mL Plastic ZN Acetate & NaOH (>9) | BP4B-125 mL Plastic NaOH (pH > 12) (Cl-) | WGFU-Wide-mouthed Glass jar Unpreserved | AG1U-1 liter Amber Unpreserved (N/A) (Cl-) | AG1H-1 liter Amber HCl (pH < 2) | AG3U-250 mL Amber Unpreserved (N/A) (Cl-) | AG1S-1 liter Amber H2SO4 (pH < 2) | AG3S-250 mL Amber H2SO4 (pH < 2) | AG3A(DG3A)-250 mL Amber NH4Cl (N/A)(Cl-) | DG9H-40 mL VOA HCl (N/A) | VG9T-40 mL VOA Na2S2O3 (N/A) | VG9U-40 mL VOA Unpreserved (N/A) | DG9P-40 mL VOA H3PO4 (N/A) | VOAK (3 vials per kit)-5035 kit (N/A) | V/GK (3 vials per kit)-VPH/Gas kit (N/A) | SP5T-125 mL Sterile Plastic (N/A – lab) | SP2T-250 mL Sterile Plastic (N/A – lab) | | BP3A-250 mL Plastic (NH2)2SO4 (9.3-9.7) | AG0U-100 mL Amber Unpreserved vials (N/A) | VSGU-20 mL Scintillation vials (N/A) | DG9U-40 mL Amber Unpreserved vials (N/A) |
|---|---|---|---|---|---|---|---|---|---|---|---|---|---|---|---|---|---|---|---|---|---|---|---|---|---|---|---|---|---|
| | 1 | 1 | 3 | | | | 2 | 1 | | | | | | | | | 7 | | 3 | 3 | | | | | | | | | |
| | 2 | 1 | 3 | | | | 2 | 1 | | | | | | | | | 7 | | 3 | 3 | | | | | | | | | |
| | 3 | | | | | | 1 | | | | | | | | | | 7 | | | | | | | | | | | | |
| | 4 | | | | | | 1 | | | | | | | | | | 7 | | | | | | | | | | | | |
| | 5 | | | | | | 1 | | | | | | | | | | 7 | | | | | | | | | | | | |
| | 6 | | | | | | | | | | | | | | | | | | | | | | | | | | | | |
| | 7 | | | | | | 1 | | | | | | | | | | 7 | | | | | | | | | | | | |
| | 8 | | | | | | | | | | | | | | | | 7 | | | | | | | | | | | | |
| | 9 | | | | | | | | | | | | | | | | 4 | | | | | | | | | | | | |
| | 10 | | | | | | | | | | | | | | | | | | | | | | | | | | | | |
| | 11 | | | | | | | | | | | | | | | | | | | | | | | | | | | | |
| | 12 | | | | | | | | | | | | | | | | | | | | | | | | | | | | |

**pH Adjustment Log for Preserved Samples**

| Sample ID | Type of Preservative | pH upon receipt | Date preservation adjusted | Time preservation adjusted | Amount of Preservative added | Lot # |
|---|---|---|---|---|---|---|
| | | | | | | |
| | | | | | | |
| | | | | | | |

Note: Whenever there is a discrepancy affecting North Carolina compliance samples, a copy of this form will be sent to the North Carolina DEHNR Certification Office (i.e. Out of hold, incorrect preservative, out of temp, incorrect containers.

Green

Pace Analytical
WWW.PACELABS.COM

# CHAIN-OF-CUSTODY / Analytical Request Document

The Chain-of-Custody is a LEGAL DOCUMENT. All relevant fields must be completed accurately.

Submitting a sample via this chain of custody constitutes acknowledgment and acceptance of the Pace Terms and Conditions found at https://info.pacelabs.com/hubfs/pas-standard-terms.pdf.

Page : 1 Of 2

| Section A Required Client Information: | Section B Required Project Information: | Section C Invoice Information: |
|---|---|---|
| Company: AECOM | Report To: Andrew Wreschnig | Attention: |
| Address: 6000 Fairview Road | Copy To: | Company Name: |
| Suite 200, Charlotte, NC 28210 | | Address: |
| Email: andrew.wreschnig@aecom.com | Purchase Order #: | Pace Quote: |
| Phone: (704)522-0330 Fax | Project Name: CPC Huntersville 60639876 | Pace Project Manager: bonnie.vang@pacelabs.com, |
| Requested Due Date: 3-Day TAT | Project #: | Pace Profile #: 12518-3 |

| Regulatory Agency |
|---|
| |
| State / Location |
| NC |

MATRIX CODE: Drinking Water DW, Water WT, Waste Water WW, Product P, Soil/Solid SL, Oil OL, Wipe WP, Air AR, Other OT, Tissue TS

| ITEM # | SAMPLE ID (One Character per box. (A-Z, 0-9 / , -) Sample Ids must be unique) | MATRIX CODE (see valid codes to left) | SAMPLE TYPE (G=GRAB C=COMP) | COLLECTED START DATE | COLLECTED START TIME | COLLECTED END DATE | COLLECTED END TIME | SAMPLE TEMP AT COLLECTION | # OF CONTAINERS | Preservatives: Unpreserved | H2SO4 | HNO3 | HCl | NaOH | Na2S2O3 | Methanol | Other | Analyses Test Y/N | 6200 | VPH | Lead, Total | Trip BLANK | 2L DI Water | Alkalinity | Dissolved Iron Fe | RSK-MEE | 353.2 NO2-NO3 (48hr) | 300.0-SO4 | Sulfide | TOC | Residual Chlorine (Y/N) | 92580930 ~~92580903~~ |
|---|---|---|---|---|---|---|---|---|---|---|---|---|---|---|---|---|---|---|---|---|---|---|---|---|---|---|---|---|---|---|---|---|
| 1 | MW-28 | WT | G | 1/4/22 | 1035 | | | | 8 | | | X | X | | | | | | X | X | X | | | | | | | | | | | 001 |
| 2 | MW-80 | | | | 1050 | | | | | | | | | | | | | | | | | | | | | | | | | | | 002 |
| 3 | MW-81 | | | | 1125 | | | | | | | | | | | | | | | | | | | | | | | | | | | 003 |
| 4 | MW-16 | | | | 1145 | | | | | | | | | | | | | | | | | | | | | | | | | | | 004 |
| 5 | MW-31 | | | | 1220 | | | | | | | | | | | | | | | | | | | | | | | | | | | 005 |
| 6 | MW-34 | | | | 1255 | | | | | | | | | | | | | | | | | | | | | | | | | | | 006 |
| 7 | MW-17 | | | | 1325 | | | | | | | | | | | | | | | | | | | | | | | | | | | 007 |
| 8 | MW-31D | | | | 1340 | | | | 20 | X | | | | X | | | X | | | | | | | X | X | X | X | X | X | X | | MNA 017 |
| 9 | MW-81D | | | | 1305 | | | | 8 | | | | | | | | | | | | | | | | | | | | | | | 008 |
| 10 | MW-79 | | | | 1505 | | | | | | | | | | | | | | | | | | | | | | | | | | | 009 |
| 11 | MW-83 | | | | 1455 | | | | | | | | | | | | | | | | | | | | | | | | | | | 010 |
| 12 | MW-21 | | | | 1505 | | | | 20 | X | | | | X | | | X | | | | | | | X | X | X | X | X | X | X | | MNA 018 |

| ADDITIONAL COMMENTS | RELINQUISHED BY / AFFILIATION | DATE | TIME | ACCEPTED BY / AFFILIATION | DATE | TIME | SAMPLE CONDITIONS: TEMP in C | Received on Ice (Y/N) | Custody Sealed Cooler (Y/N) | Samples Intact (Y/N) |
|---|---|---|---|---|---|---|---|---|---|---|
| 3-Day TAT | Mike de Kozlowski / AECOM | 1/4/22 | 1740 | JB Pace HR | 1/4/22 | 1740 | 2.6 | Y | Y | Y |
| Extra unpreserved bottle included | | | | | | | 1.7 | | | |
| with MNA kits to be lab filtered for | | | | | | | | | | |
| dissolved Fe | | | | | | | | | | |

SAMPLER NAME AND SIGNATURE

PRINT Name of SAMPLER: Mike de Kozlowski

SIGNATURE of SAMPLER: Mike de Kozlowski

DATE Signed: 1/4/22

Green

Pace Analytical
www.pacelabs.com

# CHAIN-OF-CUSTODY / Analytical Request Document

The Chain-of-Custody is a LEGAL DOCUMENT. All relevant fields must be completed accurately.

Submitting a sample via this chain of custody constitutes acknowledgment and acceptance of the Pace Terms and Conditions found at https://info.pacelabs.com/hubfs/pas-standard-terms.pdf.

Page : 2 Of 2

| Section A Required Client Information: | | Section B Required Project Information: | | Section C Invoice Information: | |
|---|---|---|---|---|---|
| Company: | AECOM | Report To: | Andrew Wreschnig | Attention: | |
| Address: | 6000 Fairview Road | Copy To: | | Company Name: | |
| Suite 200, Charlotte, NC 28210 | | | | Address: | |
| Email: | andrew.wreschnig@aecom.com | Purchase Order #: | | Pace Quote: | |
| Phone: | (704)522-0330 Fax | Project Name: | CPC MNA Sampling | Pace Project Manager: | bonnie.vang@pacelabs.com, |
| Requested Due Date: | 3-Day TAT | Project #: | | Pace Profile #: | 12518-5 |

Regulatory Agency

State / Location: NC

| ITEM # | SAMPLE ID (One Character per box. (A-Z, 0-9 / , -) Sample Ids must be unique) | MATRIX CODE (see valid codes to left) | SAMPLE TYPE (G=GRAB C=COMP) | COLLECTED START DATE | COLLECTED START TIME | COLLECTED END DATE | COLLECTED END TIME | SAMPLE TEMP AT COLLECTION | # OF CONTAINERS | Preservatives: Unpreserved | H2SO4 | HNO3 | HCl | NaOH | Na2S2O3 | Methanol | Other | Requested Analysis Filtered (Y/N) Y/N | Analyses Test: Alkalinity | Dissolved 6010-Fe | RSK-MEE | 353.2 NO2NO3 (48 hr hold) | 300.0-SO4 | Sulfide | TOC | 6200 | VPH | Lead Total | Trip Blank | Residual Chlorine (Y/N) | 92586930 |
|---|---|---|---|---|---|---|---|---|---|---|---|---|---|---|---|---|---|---|---|---|---|---|---|---|---|---|---|---|---|
| 1 | MW-82 | WT | G | 1/4/22 | 1535 | | | | 10 | X | | X | X | X | | | X | | X | X | X | X | X | X | X | X | | | MNA 019 |
| 2 | ~~MW-79~~ MW-79D | | | | 1545 | | | | 20 | X | | X | X | X | | | X | | X | X | X | X | X | X | X | X | | | MNA 020 |
| 3 | MW-77 | | | | 1630 | | | | 3 | | | X | X | | | | | | | | | | | X | X | X | | | 011 |
| 4 | EB-1-20220104 | | | | 0830 | | | | 3 | | | X | X | | | | | | | | | | | | | | | | 012 |
| 5 | EB-2-20220104 | | | | 1440 | | | | 3 | | | X | X | | | | | | | | | | | | | | | | 013 |
| 6 | ~~DUP-1-20220104~~ | | | | -- | | | | | | | X | X | | | | | | | | | | | | | | | | Add'l 1/4/22 |
| 7 | DUP-2-20220104 | | | | -- | | | | 3 | | | X | X | | | | | | | | | | | | | | | | 014 |
| 8 | FB-2-20220104 | | | | 0735 | | | | 7 | | | | X | | | | | | | | | | | | | X | X | | 015 |
| 9 | Trip Blank | Lab Provided | | | | | | | 4 | | | | | | | | | | | | | | | | | | X | | 016 |
| 10 | | | | | | | | | | | | | | | | | | | | | | | | | | | | | |
| 11 | | | | | | | | | | | | | | | | | | | | | | | | | | | | | |
| 12 | | | | | | | | | | | | | | | | | | | | | | | | | | | | | |

| ADDITIONAL COMMENTS | RELINQUISHED BY / AFFILIATION | DATE | TIME | ACCEPTED BY / AFFILIATION | DATE | TIME | SAMPLE CONDITIONS | | | |
|---|---|---|---|---|---|---|---|---|---|---|
| 3-Day TAT | Mike deKozlowski / AECOM | 1/4/22 | 1740 | JB Pace AVL | 1/4/22 | 1741 | 2,6 | Y | N | Y |
| Extra unpreserved bottle added to MNA kits for lab filter for dissolved Fe | | | | | | | 1,7 | | | |

SAMPLER NAME AND SIGNATURE

PRINT Name of SAMPLER: Mike deKozlowski

SIGNATURE of SAMPLER: Mike deKozlowski DATE Signed: 01/04/22

| TEMP in C | Received on Ice (Y/N) | Custody Sealed Cooler (Y/N) | Samples Intact (Y/N) |
|---|---|---|---|
| | | | |

**Pace Analytical Services, LLC**
9800 Kincey Ave. Suite 100
Huntersville, NC 28078
(704)875-9092

January 26, 2022

Andrew Wreschnig
AECOM
6000 Fairview Road
Suite 200
Charlotte, NC 28210

RE: Project: CPC HUNTERSVILLE
Pace Project No.: 92580955

Dear Andrew Wreschnig:

Enclosed are the analytical results for sample(s) received by the laboratory on January 04, 2022. The results relate only to the samples included in this report. Results reported herein conform to the applicable TNI/NELAC Standards and the laboratory's Quality Manual, where applicable, unless otherwise noted in the body of the report.

The test results provided in this final report were generated by each of the following laboratories within the Pace Network:

- Pace Analytical Services - Asheville

If you have any questions concerning this report, please feel free to contact me.

Sincerely,

Bonnie Vang
bonnie.vang@pacelabs.com
(704)875-9092
Project Manager

Enclosures

cc: Teresa Amentt Jennings, AECOM
Jeff Morrison, Colonial Pipeline Company



This report shall not be reproduced, except in full,
without the written consent of Pace Analytical Services, LLC.

**Pace Analytical Services, LLC**
9800 Kincey Ave.  Suite 100
Huntersville, NC 28078
(704)875-9092

## CERTIFICATIONS

Project: CPC HUNTERSVILLE
Pace Project No.: 92580955

**Pace Analytical Services Asheville**
2225 Riverside Drive, Asheville, NC  28804
Florida/NELAP Certification #: E87648
North Carolina Drinking Water Certification #: 37712
North Carolina Wastewater Certification #: 40
South Carolina Laboratory ID: 99030
South Carolina Certification #: 99030001
Virginia/VELAP Certification #: 460222

## REPORT OF LABORATORY ANALYSIS

This report shall not be reproduced, except in full,
without the written consent of Pace Analytical Services, LLC.

**Pace Analytical Services, LLC**
9800 Kincey Ave. Suite 100
Huntersville, NC 28078
(704)875-9092

## SAMPLE SUMMARY

Project: CPC HUNTERSVILLE
Pace Project No.: 92580955

| Lab ID | Sample ID | Matrix | Date Collected | Date Received |
|---|---|---|---|---|
| **92580955001** | **MW-28** | Water | 01/04/22 10:35 | 01/04/22 17:40 |
| **92580955002** | **MW-80** | Water | 01/04/22 10:50 | 01/04/22 17:40 |
| **92580955003** | **MW-81** | Water | 01/04/22 11:25 | 01/04/22 17:40 |
| **92580955004** | **MW-16** | Water | 01/04/22 11:45 | 01/04/22 17:40 |
| **92580955005** | **MW-31** | Water | 01/04/22 12:20 | 01/04/22 17:40 |
| **92580955006** | **MW-84** | Water | 01/04/22 12:55 | 01/04/22 17:40 |
| **92580955007** | **MW-17** | Water | 01/04/22 13:25 | 01/04/22 17:40 |
| **92580955008** | **MW-81D** | Water | 01/04/22 13:05 | 01/04/22 17:40 |
| **92580955009** | **MW-79** | Water | 01/04/22 15:05 | 01/04/22 17:40 |
| **92580955010** | **MW-83** | Water | 01/04/22 14:55 | 01/04/22 17:40 |
| **92580955011** | **MW-77** | Water | 01/04/22 16:30 | 01/04/22 17:40 |
| **92580955012** | **EB-1-20220104** | Water | 01/04/22 08:30 | 01/04/22 17:40 |
| **92580955013** | **EB-2-20220104** | Water | 01/04/22 14:40 | 01/04/22 17:40 |
| **92580955014** | **DUP-2-20220104** | Water | 01/04/22 00:00 | 01/04/22 17:40 |
| **92580955015** | **MW-31D** | Water | 01/04/22 13:40 | 01/04/22 17:40 |
| **92580955016** | **MW-21** | Water | 01/04/22 15:05 | 01/04/22 17:40 |
| **92580955017** | **MW-82** | Water | 01/04/22 15:35 | 01/04/22 17:40 |
| **92580955018** | **MW-79D** | Water | 01/04/22 15:45 | 01/04/22 17:40 |



This report shall not be reproduced, except in full,
without the written consent of Pace Analytical Services, LLC.

**Pace Analytical Services, LLC**
9800 Kincey Ave. Suite 100
Huntersville, NC 28078
(704)875-9092

## SAMPLE ANALYTE COUNT

Project: CPC HUNTERSVILLE
Pace Project No.: 92580955

| Lab ID | Sample ID | Method | Analysts | Analytes Reported | Laboratory |
|---|---|---|---|---|---|
| **92580955001** | **MW-28** | EPA 6020B | JOR | 1 | PASI-A |
| **92580955002** | **MW-80** | EPA 6020B | JOR | 1 | PASI-A |
| **92580955003** | **MW-81** | EPA 6020B | JOR | 1 | PASI-A |
| **92580955004** | **MW-16** | EPA 6020B | JOR | 1 | PASI-A |
| **92580955005** | **MW-31** | EPA 6020B | JOR | 1 | PASI-A |
| **92580955006** | **MW-84** | EPA 6020B | JOR | 1 | PASI-A |
| **92580955007** | **MW-17** | EPA 6020B | JOR | 1 | PASI-A |
| **92580955008** | **MW-81D** | EPA 6020B | JOR | 1 | PASI-A |
| **92580955009** | **MW-79** | EPA 6020B | JOR | 1 | PASI-A |
| **92580955010** | **MW-83** | EPA 6020B | JOR | 1 | PASI-A |
| **92580955011** | **MW-77** | EPA 6020B | JOR | 1 | PASI-A |
| **92580955012** | **EB-1-20220104** | EPA 6020B | JOR | 1 | PASI-A |
| **92580955013** | **EB-2-20220104** | EPA 6020B | JOR | 1 | PASI-A |
| **92580955014** | **DUP-2-20220104** | EPA 6020B | JOR | 1 | PASI-A |
| **92580955015** | **MW-31D** | EPA 6020B | JOR | 1 | PASI-A |
| **92580955016** | **MW-21** | EPA 6020B | JOR | 1 | PASI-A |
| **92580955017** | **MW-82** | EPA 6020B | JOR | 1 | PASI-A |
| **92580955018** | **MW-79D** | EPA 6020B | JOR | 1 | PASI-A |

PASI-A = Pace Analytical Services - Asheville



This report shall not be reproduced, except in full,
without the written consent of Pace Analytical Services, LLC.

**Pace Analytical Services, LLC**
9800 Kincey Ave. Suite 100
Huntersville, NC 28078
(704)875-9092

## ANALYTICAL RESULTS

Project: CPC HUNTERSVILLE
Pace Project No.: 92580955

**Sample: MW-28** **Lab ID: 92580955001** Collected: 01/04/22 10:35 Received: 01/04/22 17:40 Matrix: Water

| Parameters | Results | Units | Report Limit | MDL | DF | Prepared | Analyzed | CAS No. | Qual |
|---|---|---|---|---|---|---|---|---|---|
| **6020 MET ICPMS** | Analytical Method: EPA 6020B Preparation Method: EPA 3010A<br>Pace Analytical Services - Asheville | | | | | | | | |
| Lead | **0.61J** | ug/L | 5.0 | 0.077 | 1 | 01/06/22 16:02 | 01/07/22 11:10 | 7439-92-1 | |

## REPORT OF LABORATORY ANALYSIS

This report shall not be reproduced, except in full,
without the written consent of Pace Analytical Services, LLC.

**Pace Analytical Services, LLC**
9800 Kincey Ave. Suite 100
Huntersville, NC 28078
(704)875-9092

## ANALYTICAL RESULTS

Project: CPC HUNTERSVILLE
Pace Project No.: 92580955

**Sample: MW-80** **Lab ID: 92580955002** Collected: 01/04/22 10:50 Received: 01/04/22 17:40 Matrix: Water

| Parameters | Results | Units | Report Limit | MDL | DF | Prepared | Analyzed | CAS No. | Qual |
|---|---|---|---|---|---|---|---|---|---|
| **6020 MET ICPMS** | Analytical Method: EPA 6020B Preparation Method: EPA 3010A<br>Pace Analytical Services - Asheville | | | | | | | | |
| Lead | **9.2** | ug/L | 5.0 | 0.077 | 1 | 01/06/22 16:02 | 01/07/22 11:12 | 7439-92-1 | |

## REPORT OF LABORATORY ANALYSIS

This report shall not be reproduced, except in full,
without the written consent of Pace Analytical Services, LLC.

**Pace Analytical Services, LLC**
9800 Kincey Ave. Suite 100
Huntersville, NC 28078
(704)875-9092

## ANALYTICAL RESULTS

Project: CPC HUNTERSVILLE
Pace Project No.: 92580955

**Sample: MW-81** **Lab ID: 92580955003** Collected: 01/04/22 11:25 Received: 01/04/22 17:40 Matrix: Water

| Parameters | Results | Units | Report Limit | MDL | DF | Prepared | Analyzed | CAS No. | Qual |
|---|---|---|---|---|---|---|---|---|---|
| **6020 MET ICPMS** | Analytical Method: EPA 6020B Preparation Method: EPA 3010A<br>Pace Analytical Services - Asheville | | | | | | | | |
| Lead | **0.88J** | ug/L | 5.0 | 0.077 | 1 | 01/06/22 16:02 | 01/07/22 11:14 | 7439-92-1 | |

## REPORT OF LABORATORY ANALYSIS

This report shall not be reproduced, except in full,
without the written consent of Pace Analytical Services, LLC.

**Pace Analytical Services, LLC**
9800 Kincey Ave. Suite 100
Huntersville, NC 28078
(704)875-9092

## ANALYTICAL RESULTS

Project: CPC HUNTERSVILLE
Pace Project No.: 92580955

**Sample: MW-16** **Lab ID: 92580955004** Collected: 01/04/22 11:45 Received: 01/04/22 17:40 Matrix: Water

| Parameters | Results | Units | Report Limit | MDL | DF | Prepared | Analyzed | CAS No. | Qual |
|---|---|---|---|---|---|---|---|---|---|
| **6020 MET ICPMS** | Analytical Method: EPA 6020B Preparation Method: EPA 3010A<br>Pace Analytical Services - Asheville | | | | | | | | |
| Lead | ND | ug/L | 5.0 | 0.077 | 1 | 01/06/22 16:02 | 01/07/22 11:16 | 7439-92-1 | |

## REPORT OF LABORATORY ANALYSIS

This report shall not be reproduced, except in full,
without the written consent of Pace Analytical Services, LLC.

**Pace Analytical Services, LLC**
9800 Kincey Ave. Suite 100
Huntersville, NC 28078
(704)875-9092

## ANALYTICAL RESULTS

Project: CPC HUNTERSVILLE
Pace Project No.: 92580955

**Sample: MW-31** **Lab ID: 92580955005** Collected: 01/04/22 12:20 Received: 01/04/22 17:40 Matrix: Water

| Parameters | Results | Units | Report Limit | MDL | DF | Prepared | Analyzed | CAS No. | Qual |
|---|---|---|---|---|---|---|---|---|---|
| **6020 MET ICPMS** | Analytical Method: EPA 6020B Preparation Method: EPA 3010A<br>Pace Analytical Services - Asheville | | | | | | | | |
| Lead | ND | ug/L | 5.0 | 0.077 | 1 | 01/06/22 16:02 | 01/07/22 11:26 | 7439-92-1 | |

## REPORT OF LABORATORY ANALYSIS

This report shall not be reproduced, except in full,
without the written consent of Pace Analytical Services, LLC.

**Pace Analytical Services, LLC**
9800 Kincey Ave. Suite 100
Huntersville, NC 28078
(704)875-9092

## ANALYTICAL RESULTS

Project: CPC HUNTERSVILLE
Pace Project No.: 92580955

**Sample: MW-84** **Lab ID: 92580955006** Collected: 01/04/22 12:55 Received: 01/04/22 17:40 Matrix: Water

| Parameters | Results | Units | Report Limit | MDL | DF | Prepared | Analyzed | CAS No. | Qual |
|---|---|---|---|---|---|---|---|---|---|
| **6020 MET ICPMS** | Analytical Method: EPA 6020B Preparation Method: EPA 3010A<br>Pace Analytical Services - Asheville | | | | | | | | |
| Lead | **0.82J** | ug/L | 5.0 | 0.077 | 1 | 01/06/22 16:02 | 01/07/22 11:28 | 7439-92-1 | |

## REPORT OF LABORATORY ANALYSIS

This report shall not be reproduced, except in full,
without the written consent of Pace Analytical Services, LLC.

**Pace Analytical Services, LLC**
9800 Kincey Ave. Suite 100
Huntersville, NC 28078
(704)875-9092

## ANALYTICAL RESULTS

Project: CPC HUNTERSVILLE
Pace Project No.: 92580955

**Sample: MW-17** **Lab ID: 92580955007** Collected: 01/04/22 13:25 Received: 01/04/22 17:40 Matrix: Water

| Parameters | Results | Units | Report Limit | MDL | DF | Prepared | Analyzed | CAS No. | Qual |
|---|---|---|---|---|---|---|---|---|---|
| **6020 MET ICPMS** | Analytical Method: EPA 6020B Preparation Method: EPA 3010A<br>Pace Analytical Services - Asheville | | | | | | | | |
| Lead | ND | ug/L | 5.0 | 0.077 | 1 | 01/06/22 16:02 | 01/07/22 11:30 | 7439-92-1 | |

## REPORT OF LABORATORY ANALYSIS

This report shall not be reproduced, except in full,
without the written consent of Pace Analytical Services, LLC.

**Pace Analytical Services, LLC**
9800 Kincey Ave. Suite 100
Huntersville, NC 28078
(704)875-9092

## ANALYTICAL RESULTS

Project: CPC HUNTERSVILLE
Pace Project No.: 92580955

**Sample: MW-81D** **Lab ID: 92580955008** Collected: 01/04/22 13:05 Received: 01/04/22 17:40 Matrix: Water

| Parameters | Results | Units | Report Limit | MDL | DF | Prepared | Analyzed | CAS No. | Qual |
|---|---|---|---|---|---|---|---|---|---|
| **6020 MET ICPMS** | Analytical Method: EPA 6020B Preparation Method: EPA 3010A<br>Pace Analytical Services - Asheville | | | | | | | | |
| Lead | **0.14J** | ug/L | 5.0 | 0.077 | 1 | 01/06/22 16:02 | 01/07/22 11:32 | 7439-92-1 | |

## REPORT OF LABORATORY ANALYSIS

This report shall not be reproduced, except in full,
without the written consent of Pace Analytical Services, LLC.

**Pace Analytical Services, LLC**
9800 Kincey Ave. Suite 100
Huntersville, NC 28078
(704)875-9092

## ANALYTICAL RESULTS

Project: CPC HUNTERSVILLE
Pace Project No.: 92580955

**Sample: MW-79** **Lab ID: 92580955009** Collected: 01/04/22 15:05 Received: 01/04/22 17:40 Matrix: Water

| Parameters | Results | Units | Report Limit | MDL | DF | Prepared | Analyzed | CAS No. | Qual |
|---|---|---|---|---|---|---|---|---|---|
| **6020 MET ICPMS** | Analytical Method: EPA 6020B Preparation Method: EPA 3010A<br>Pace Analytical Services - Asheville | | | | | | | | |
| Lead | **0.69J** | ug/L | 5.0 | 0.077 | 1 | 01/06/22 16:02 | 01/07/22 11:34 | 7439-92-1 | |

## REPORT OF LABORATORY ANALYSIS

This report shall not be reproduced, except in full,
without the written consent of Pace Analytical Services, LLC.

**Pace Analytical Services, LLC**
9800 Kincey Ave. Suite 100
Huntersville, NC 28078
(704)875-9092

## ANALYTICAL RESULTS

Project: CPC HUNTERSVILLE
Pace Project No.: 92580955

**Sample: MW-83** **Lab ID: 92580955010** Collected: 01/04/22 14:55 Received: 01/04/22 17:40 Matrix: Water

| Parameters | Results | Units | Report Limit | MDL | DF | Prepared | Analyzed | CAS No. | Qual |
|---|---|---|---|---|---|---|---|---|---|
| **6020 MET ICPMS** | Analytical Method: EPA 6020B Preparation Method: EPA 3010A<br>Pace Analytical Services - Asheville | | | | | | | | |
| Lead | **0.21J** | ug/L | 5.0 | 0.077 | 1 | 01/06/22 16:02 | 01/07/22 11:35 | 7439-92-1 | |

## REPORT OF LABORATORY ANALYSIS

This report shall not be reproduced, except in full,
without the written consent of Pace Analytical Services, LLC.

**Pace Analytical Services, LLC**
9800 Kincey Ave. Suite 100
Huntersville, NC 28078
(704)875-9092

## ANALYTICAL RESULTS

Project: CPC HUNTERSVILLE
Pace Project No.: 92580955

**Sample: MW-77** **Lab ID: 92580955011** Collected: 01/04/22 16:30 Received: 01/04/22 17:40 Matrix: Water

| Parameters | Results | Units | Report Limit | MDL | DF | Prepared | Analyzed | CAS No. | Qual |
|---|---|---|---|---|---|---|---|---|---|
| **6020 MET ICPMS** | Analytical Method: EPA 6020B Preparation Method: EPA 3010A<br>Pace Analytical Services - Asheville | | | | | | | | |
| Lead | **13.7** | ug/L | 5.0 | 0.077 | 1 | 01/06/22 16:02 | 01/07/22 11:49 | 7439-92-1 | |

## REPORT OF LABORATORY ANALYSIS

This report shall not be reproduced, except in full,
without the written consent of Pace Analytical Services, LLC.

**Pace Analytical Services, LLC**
9800 Kincey Ave. Suite 100
Huntersville, NC 28078
(704)875-9092

## ANALYTICAL RESULTS

Project: CPC HUNTERSVILLE
Pace Project No.: 92580955

**Sample: EB-1-20220104** **Lab ID: 92580955012** Collected: 01/04/22 08:30 Received: 01/04/22 17:40 Matrix: Water

| Parameters | Results | Units | Report Limit | MDL | DF | Prepared | Analyzed | CAS No. | Qual |
|---|---|---|---|---|---|---|---|---|---|
| **6020 MET ICPMS** | Analytical Method: EPA 6020B Preparation Method: EPA 3010A<br>Pace Analytical Services - Asheville | | | | | | | | |
| Lead | ND | ug/L | 5.0 | 0.077 | 1 | 01/06/22 16:02 | 01/07/22 11:50 | 7439-92-1 | |

## REPORT OF LABORATORY ANALYSIS

This report shall not be reproduced, except in full,
without the written consent of Pace Analytical Services, LLC.

**Pace Analytical Services, LLC**
9800 Kincey Ave. Suite 100
Huntersville, NC 28078
(704)875-9092

## ANALYTICAL RESULTS

Project: CPC HUNTERSVILLE
Pace Project No.: 92580955

**Sample: EB-2-20220104** **Lab ID: 92580955013** Collected: 01/04/22 14:40 Received: 01/04/22 17:40 Matrix: Water

| Parameters | Results | Units | Report Limit | MDL | DF | Prepared | Analyzed | CAS No. | Qual |
|---|---|---|---|---|---|---|---|---|---|
| **6020 MET ICPMS** | Analytical Method: EPA 6020B Preparation Method: EPA 3010A<br>Pace Analytical Services - Asheville | | | | | | | | |
| Lead | ND | ug/L | 5.0 | 0.077 | 1 | 01/06/22 16:02 | 01/07/22 12:12 | 7439-92-1 | |

## REPORT OF LABORATORY ANALYSIS

This report shall not be reproduced, except in full,
without the written consent of Pace Analytical Services, LLC.

**Pace Analytical Services, LLC**
9800 Kincey Ave. Suite 100
Huntersville, NC 28078
(704)875-9092

## ANALYTICAL RESULTS

Project: CPC HUNTERSVILLE
Pace Project No.: 92580955

**Sample: DUP-2-20220104** **Lab ID: 92580955014** Collected: 01/04/22 00:00 Received: 01/04/22 17:40 Matrix: Water

| Parameters | Results | Units | Report Limit | MDL | DF | Prepared | Analyzed | CAS No. | Qual |
|---|---|---|---|---|---|---|---|---|---|
| **6020 MET ICPMS** | Analytical Method: EPA 6020B Preparation Method: EPA 3010A<br>Pace Analytical Services - Asheville | | | | | | | | |
| Lead | **0.86J** | ug/L | 5.0 | 0.077 | 1 | 01/06/22 16:02 | 01/07/22 12:14 | 7439-92-1 | |

## REPORT OF LABORATORY ANALYSIS

This report shall not be reproduced, except in full,
without the written consent of Pace Analytical Services, LLC.

**Pace Analytical Services, LLC**
9800 Kincey Ave. Suite 100
Huntersville, NC 28078
(704)875-9092

## ANALYTICAL RESULTS

Project: CPC HUNTERSVILLE
Pace Project No.: 92580955

**Sample: MW-31D** **Lab ID: 92580955015** Collected: 01/04/22 13:40 Received: 01/04/22 17:40 Matrix: Water

| Parameters | Results | Units | Report Limit | MDL | DF | Prepared | Analyzed | CAS No. | Qual |
|---|---|---|---|---|---|---|---|---|---|
| **6020 MET ICPMS** | Analytical Method: EPA 6020B Preparation Method: EPA 3010A<br>Pace Analytical Services - Asheville | | | | | | | | |
| Lead | **0.40J** | ug/L | 5.0 | 0.077 | 1 | 01/06/22 16:02 | 01/07/22 11:03 | 7439-92-1 | |

## REPORT OF LABORATORY ANALYSIS

This report shall not be reproduced, except in full,
without the written consent of Pace Analytical Services, LLC.

**Pace Analytical Services, LLC**
9800 Kincey Ave. Suite 100
Huntersville, NC 28078
(704)875-9092

## ANALYTICAL RESULTS

Project: CPC HUNTERSVILLE
Pace Project No.: 92580955

**Sample: MW-21** **Lab ID: 92580955016** Collected: 01/04/22 15:05 Received: 01/04/22 17:40 Matrix: Water

| Parameters | Results | Units | Report Limit | MDL | DF | Prepared | Analyzed | CAS No. | Qual |
|---|---|---|---|---|---|---|---|---|---|
| **6020 MET ICPMS** | Analytical Method: EPA 6020B Preparation Method: EPA 3010A<br>Pace Analytical Services - Asheville | | | | | | | | |
| Lead | ND | ug/L | 5.0 | 0.077 | 1 | 01/06/22 16:02 | 01/07/22 11:05 | 7439-92-1 | |

## REPORT OF LABORATORY ANALYSIS

This report shall not be reproduced, except in full,
without the written consent of Pace Analytical Services, LLC.

**Pace Analytical Services, LLC**
9800 Kincey Ave. Suite 100
Huntersville, NC 28078
(704)875-9092

## ANALYTICAL RESULTS

Project: CPC HUNTERSVILLE
Pace Project No.: 92580955

**Sample: MW-82** **Lab ID: 92580955017** Collected: 01/04/22 15:35 Received: 01/04/22 17:40 Matrix: Water

| Parameters | Results | Units | Report Limit | MDL | DF | Prepared | Analyzed | CAS No. | Qual |
|---|---|---|---|---|---|---|---|---|---|
| **6020 MET ICPMS** | Analytical Method: EPA 6020B Preparation Method: EPA 3010A<br>Pace Analytical Services - Asheville | | | | | | | | |
| Lead | **0.12J** | ug/L | 5.0 | 0.077 | 1 | 01/06/22 16:02 | 01/07/22 11:07 | 7439-92-1 | |

## REPORT OF LABORATORY ANALYSIS

This report shall not be reproduced, except in full,
without the written consent of Pace Analytical Services, LLC.

**Pace Analytical Services, LLC**
9800 Kincey Ave. Suite 100
Huntersville, NC 28078
(704)875-9092

## ANALYTICAL RESULTS

Project: CPC HUNTERSVILLE
Pace Project No.: 92580955

**Sample: MW-79D** **Lab ID: 92580955018** Collected: 01/04/22 15:45 Received: 01/04/22 17:40 Matrix: Water

| Parameters | Results | Units | Report Limit | MDL | DF | Prepared | Analyzed | CAS No. | Qual |
|---|---|---|---|---|---|---|---|---|---|
| **6020 MET ICPMS** | Analytical Method: EPA 6020B Preparation Method: EPA 3010A<br>Pace Analytical Services - Asheville | | | | | | | | |
| Lead | **1.2J** | ug/L | 10.0 | 0.15 | 2 | 01/06/22 16:02 | 01/07/22 11:08 | 7439-92-1 | |

## REPORT OF LABORATORY ANALYSIS

This report shall not be reproduced, except in full,
without the written consent of Pace Analytical Services, LLC.

**Pace Analytical Services, LLC**
9800 Kincey Ave. Suite 100
Huntersville, NC 28078
(704)875-9092

## QUALITY CONTROL DATA

Project: CPC HUNTERSVILLE
Pace Project No.: 92580955

QC Batch: 670187 — Analysis Method: EPA 6020B
QC Batch Method: EPA 3010A — Analysis Description: 6020 MET
Laboratory: Pace Analytical Services - Asheville
Associated Lab Samples: 92580955001, 92580955002, 92580955003, 92580955004, 92580955005, 92580955006, 92580955007, 92580955008, 92580955009, 92580955010, 92580955015, 92580955016, 92580955017, 92580955018

METHOD BLANK: 3509047 — Matrix: Water
Associated Lab Samples: 92580955001, 92580955002, 92580955003, 92580955004, 92580955005, 92580955006, 92580955007, 92580955008, 92580955009, 92580955010, 92580955015, 92580955016, 92580955017, 92580955018

| Parameter | Units | Blank Result | Reporting Limit | MDL | Analyzed | Qualifiers |
|---|---|---|---|---|---|---|
| Lead | ug/L | ND | 5.0 | 0.077 | 01/07/22 10:33 | |

LABORATORY CONTROL SAMPLE: 3509048

| Parameter | Units | Spike Conc. | LCS Result | LCS % Rec | % Rec Limits | Qualifiers |
|---|---|---|---|---|---|---|
| Lead | ug/L | 50 | 50.0 | 100 | 80-120 | |

MATRIX SPIKE & MATRIX SPIKE DUPLICATE: 3509049 3509050

| Parameter | Units | 92580902001 Result | MS Spike Conc. | MSD Spike Conc. | MS Result | MSD Result | MS % Rec | MSD % Rec | % Rec Limits | RPD | Max RPD | Qual |
|---|---|---|---|---|---|---|---|---|---|---|---|---|
| Lead | ug/L | 0.21J | 50 | 50 | 51.0 | 50.5 | 102 | 101 | 75-125 | 1 | 20 | |

**Results presented on this page are in the units indicated by the "Units" column except where an alternate unit is presented to the right of the result.**

## REPORT OF LABORATORY ANALYSIS

This report shall not be reproduced, except in full,
without the written consent of Pace Analytical Services, LLC.

**Pace Analytical Services, LLC**
9800 Kincey Ave. Suite 100
Huntersville, NC 28078
(704)875-9092

## QUALITY CONTROL DATA

Project: CPC HUNTERSVILLE
Pace Project No.: 92580955

QC Batch: 670189 — Analysis Method: EPA 6020B
QC Batch Method: EPA 3010A — Analysis Description: 6020 MET
Laboratory: Pace Analytical Services - Asheville
Associated Lab Samples: 92580955011, 92580955012, 92580955013, 92580955014

METHOD BLANK: 3509060 Matrix: Water
Associated Lab Samples: 92580955011, 92580955012, 92580955013, 92580955014

| Parameter | Units | Blank Result | Reporting Limit | MDL | Analyzed | Qualifiers |
|---|---|---|---|---|---|---|
| Lead | ug/L | ND | 5.0 | 0.077 | 01/07/22 11:45 | |

LABORATORY CONTROL SAMPLE: 3509061

| Parameter | Units | Spike Conc. | LCS Result | LCS % Rec | % Rec Limits | Qualifiers |
|---|---|---|---|---|---|---|
| Lead | ug/L | 50 | 50.8 | 102 | 80-120 | |

MATRIX SPIKE & MATRIX SPIKE DUPLICATE: 3509062 3509063

| Parameter | Units | 92580955012 Result | MS Spike Conc. | MSD Spike Conc. | MS Result | MSD Result | MS % Rec | MSD % Rec | % Rec Limits | RPD | Max RPD | Qual |
|---|---|---|---|---|---|---|---|---|---|---|---|---|
| Lead | ug/L | ND | 50 | 50 | 49.4 | 49.2 | 99 | 98 | 75-125 | 0 | 20 | |

**Results presented on this page are in the units indicated by the "Units" column except where an alternate unit is presented to the right of the result.**

## REPORT OF LABORATORY ANALYSIS

This report shall not be reproduced, except in full,
without the written consent of Pace Analytical Services, LLC.

**Pace Analytical Services, LLC**
9800 Kincey Ave. Suite 100
Huntersville, NC 28078
(704)875-9092

# QUALIFIERS

Project: CPC HUNTERSVILLE
Pace Project No.: 92580955

**DEFINITIONS**

DF - Dilution Factor, if reported, represents the factor applied to the reported data due to dilution of the sample aliquot.

ND - Not Detected at or above adjusted reporting limit.

TNTC - Too Numerous To Count

J - Estimated concentration above the adjusted method detection limit and below the adjusted reporting limit.

MDL - Adjusted Method Detection Limit.

PQL - Practical Quantitation Limit.

RL - Reporting Limit - The lowest concentration value that meets project requirements for quantitative data with known precision and bias for a specific analyte in a specific matrix.

S - Surrogate

1,2-Diphenylhydrazine decomposes to and cannot be separated from Azobenzene using Method 8270. The result for each analyte is a combined concentration.

Consistent with EPA guidelines, unrounded data are displayed and have been used to calculate % recovery and RPD values.

LCS(D) - Laboratory Control Sample (Duplicate)

MS(D) - Matrix Spike (Duplicate)

DUP - Sample Duplicate

RPD - Relative Percent Difference

NC - Not Calculable.

SG - Silica Gel - Clean-Up

U - Indicates the compound was analyzed for, but not detected.

Acid preservation may not be appropriate for 2 Chloroethylvinyl ether.

A separate vial preserved to a pH of 4-5 is recommended in SW846 Chapter 4 for the analysis of Acrolein and Acrylonitrile by EPA Method 8260.

N-Nitrosodiphenylamine decomposes and cannot be separated from Diphenylamine using Method 8270. The result reported for each analyte is a combined concentration.

Reported results are not rounded until the final step prior to reporting. Therefore, calculated parameters that are typically reported as "Total" may vary slightly from the sum of the reported component parameters.

Pace Analytical is TNI accredited. Contact your Pace PM for the current list of accredited analytes.

TNI - The NELAC Institute.



This report shall not be reproduced, except in full,
without the written consent of Pace Analytical Services, LLC.

**Pace Analytical Services, LLC**
9800 Kincey Ave. Suite 100
Huntersville, NC 28078
(704)875-9092

## QUALITY CONTROL DATA CROSS REFERENCE TABLE

Project: CPC HUNTERSVILLE
Pace Project No.: 92580955

| Lab ID | Sample ID | QC Batch Method | QC Batch | Analytical Method | Analytical Batch |
|---|---|---|---|---|---|
| **92580955001** | **MW-28** | EPA 3010A | 670187 | EPA 6020B | 670234 |
| **92580955002** | **MW-80** | EPA 3010A | 670187 | EPA 6020B | 670234 |
| **92580955003** | **MW-81** | EPA 3010A | 670187 | EPA 6020B | 670234 |
| **92580955004** | **MW-16** | EPA 3010A | 670187 | EPA 6020B | 670234 |
| **92580955005** | **MW-31** | EPA 3010A | 670187 | EPA 6020B | 670234 |
| **92580955006** | **MW-84** | EPA 3010A | 670187 | EPA 6020B | 670234 |
| **92580955007** | **MW-17** | EPA 3010A | 670187 | EPA 6020B | 670234 |
| **92580955008** | **MW-81D** | EPA 3010A | 670187 | EPA 6020B | 670234 |
| **92580955009** | **MW-79** | EPA 3010A | 670187 | EPA 6020B | 670234 |
| **92580955010** | **MW-83** | EPA 3010A | 670187 | EPA 6020B | 670234 |
| **92580955011** | **MW-77** | EPA 3010A | 670189 | EPA 6020B | 670233 |
| **92580955012** | **EB-1-20220104** | EPA 3010A | 670189 | EPA 6020B | 670233 |
| **92580955013** | **EB-2-20220104** | EPA 3010A | 670189 | EPA 6020B | 670233 |
| **92580955014** | **DUP-2-20220104** | EPA 3010A | 670189 | EPA 6020B | 670233 |
| **92580955015** | **MW-31D** | EPA 3010A | 670187 | EPA 6020B | 670234 |
| **92580955016** | **MW-21** | EPA 3010A | 670187 | EPA 6020B | 670234 |
| **92580955017** | **MW-82** | EPA 3010A | 670187 | EPA 6020B | 670234 |
| **92580955018** | **MW-79D** | EPA 3010A | 670187 | EPA 6020B | 670234 |



This report shall not be reproduced, except in full,
without the written consent of Pace Analytical Services, LLC.

| Pace Analytical | Document Name: Sample Condition Upon Receipt (SCUR) | Document Revised: November 15, 2021 Page 1 of 2 |
|---|---|---|
| | Document No.: F-CAR-CS-033-Rev.08 | Issuing Authority: Pace Carolinas Quality Office |

**Laboratory receiving samples:**
Asheville ☐ Eden ☐ Greenwood ☐ Huntersville ☒ Raleigh ☐ Mechanicsville ☐ Atlanta ☐ Kernersville ☐

**Sample Condition Upon Receipt**

**Client Name:** AECOM

**Project #**

**WO# : 92580955**

92580955

Courier: ☐ Fed Ex ☐ UPS ☐ USPS ☒ Client ☐ Commercial ☐ Pace ☐ Other:____

**Custody Seal Present?** ☐ Yes ☒ No **Seals Intact?** ☐ Yes ☒ No

**Date/Initials Person Examining Contents:** KH 1/4/22

**Packing Material:** ☐ Bubble Wrap ☒ Bubble Bags ☐ None ☐ Other

**Biological Tissue Frozen?** ☐ Yes ☐ No ☒ N/A

**Thermometer:** ☒ IR Gun ID: 92T064 ☒ Wet ☐ Blue ☐ None **Type of Ice:**

**Cooler Temp:** 1.7, 2.6 **Correction Factor:** Add/Subtract (°C) 0

**Temp should be above freezing to 6°C**

**Cooler Temp Corrected (°C):** 1.7, 2.6

☐ Samples out of temp criteria. Samples on ice, cooling process has begun

**USDA Regulated Soil** (☒ N/A, water sample)

Did samples originate in a quarantine zone within the United States: CA, NY, or SC (check maps)? ☐ Yes ☐ No

Did samples originate from a foreign source (internationally, including Hawaii and Puerto Rico)? ☐ Yes ☐ No

| | | | | Comments/Discrepancy: |
|---|---|---|---|---|
| Chain of Custody Present? | ☒ Yes | ☐ No | ☐ N/A | 1. |
| Samples Arrived within Hold Time? | ☒ Yes | ☐ No | ☐ N/A | 2. |
| Short Hold Time Analysis (<72 hr.)? | ☐ Yes | ☒ No | ☐ N/A | 3. |
| Rush Turn Around Time Requested? | ☒ Yes | ☐ No | ☐ N/A | 4. |
| Sufficient Volume? | ☒ Yes | ☐ No | ☐ N/A | 5. |
| Correct Containers Used? | ☒ Yes | ☐ No | ☐ N/A | 6. |
| -Pace Containers Used? | ☒ Yes | ☐ No | ☐ N/A | |
| Containers Intact? | ☒ Yes | ☐ No | ☐ N/A | 7. |
| Dissolved analysis: Samples Field Filtered? | ☐ Yes | ☐ No | ☒ N/A | 8. |
| Sample Labels Match COC? | ☒ Yes | ☐ No | ☐ N/A | 9. |
| -Includes Date/Time/ID/Analysis Matrix: WT | | | | |
| Headspace in VOA Vials (>5-6mm)? | ☐ Yes | ☒ No | ☐ N/A | 10. |
| Trip Blank Present? | ☒ Yes | ☐ No | ☐ N/A | 11. |
| Trip Blank Custody Seals Present? | ☒ Yes | ☐ No | ☐ N/A | |

**COMMENTS/SAMPLE DISCREPANCY**

**Field Data Required?** ☐ Yes ☐ No

Lot ID of split containers:

**CLIENT NOTIFICATION/RESOLUTION**

Person contacted: _____ Date/Time: _____

**Project Manager SCURF Review:** _____ **Date:** _____

**Project Manager SRF Review:** _____ **Date:** _____

| Pace Analytical® | Document Name: Bottle Identification Form (BIF) | Document Issued: November 15, 2021 Page 1 of 1 |
|---|---|---|
| | Document No.: F-CAR-CS-043-Rev.01 | Issuing Authority: |

***Check mark top half of box if pH and/or dechlorination is verified and within the acceptance range for preservation samples.**

Exceptions: VOA, Collform, TOC, Oil and Grease, DRO/8015 (water) DOC, LLHg

****Bottom half of box is to list number of bottles**

Project #

**WO# : 92580955**

PM: BV Due Date: 01/10/22

CLIENT: 92-AECOM CHA

| Matrix | Item# | BP4U-125 mL Plastic Unpreserved (N/A) (Cl-) | BP3U-250 mL Plastic Unpreserved (N/A) | BP2U-500 mL Plastic Unpreserved (N/A) | BP1U-1 liter Plastic Unpreserved (N/A). | BP4S-125 mL Plastic H2SO4 (pH < 2) (Cl-) | BP3N-250 mL plastic HNO3 (pH < 2) | BP4Z-125 mL Plastic 2N Acetate & NaOH (>9) | BP4B-125 mL Plastic NaOH (pH > 12) (Cl-) | WGFU-Wide-mouthed Glass jar Unpreserved | AG1U-1 liter Amber Unpreserved (N/A) (Cl-) | AG1H-1 liter Amber HCl (pH < 2) | AG3U-250 mL Amber Unpreserved (N/A) (Cl-) | AG1S-1 liter Amber H2SO4 (pH < 2) | AG3S-250 mL Amber H2SO4 (pH < 2) | AG3A(DG3A)-250 mL Amber NH4Cl (N/A)(Cl-) | DG9H-40 mL VOA HCl (N/A) | VG9T-40 mL VOA Na2S2O3 (N/A) | VG9U-40 mL VOA Unpreserved (N/A) | DG9P-40 mL VOA H3PO4 (N/A) | VOAK (3 vials per kit)-5035 kit (N/A) | V/GK (3 vials per kit)-VPH/Gas kit (N/A) | SP5T-125 mL Sterile Plastic (N/A – lab) | SP2T-250 mL Sterile Plastic (N/A – lab) | | BP3A-250 mL Plastic (NH2)2SO4 (9.3-9.7) | AG0U-100 mL Amber Unpreserved vials (N/A) | VSGU-20 mL Scintillation vials (N/A) | DG9U-40 mL Amber Unpreserved vials (N/A) |
|---|---|---|---|---|---|---|---|---|---|---|---|---|---|---|---|---|---|---|---|---|---|---|---|---|---|---|---|---|---|
| | 1 | | | | | | 1 | | | | | | | | | | 7 | | | | | | | | | | | | |
| | 2 | | | | | | 1 | | | | | | | | | | 7 | | | | | | | | | | | | |
| | 3 | | | | | | 1 | | | | | | | | | | 7 | | | | | | | | | | | | |
| | 4 | | | | | | 1 | | | | | | | | | | 7 | | | | | | | | | | | | |
| | 5 | | | | | | 1 | | | | | | | | | | 7 | | | | | | | | | | | | |
| | 6 | | | | | | 1 | | | | | | | | | | 7 | | | | | | | | | | | | |
| | 7 | | | | | | 1 | | | | | | | | | | 7 | | | | | | | | | | | | |
| | 8 | 1 | 3 | | | | 2 | 1 | | | | | | | | | 7 | | 3 | 3 | | | | | | | | | |
| | 9 | | | | | | 1 | | | | | | | | | | 7 | | | | | | | | | | | | |
| | 10 | | | | | | 1 | | | | | | | | | | 7 | | | | | | | | | | | | |
| | 11 | | | | | | 1 | | | | | | | | | | 7 | | | | | | | | | | | | |
| | 12 | 1 | 1 | | | | 2 | 1 | | | | | | | | | 7 | | 3 | 3 | | | | | | | | | |

## pH Adjustment Log for Preserved Samples

| Sample ID | Type of Preservative | pH upon receipt | Date preservation adjusted | Time preservation adjusted | Amount of Preservative added | Lot # |
|---|---|---|---|---|---|---|
| | | | | | | |
| | | | | | | |
| | | | | | | |

Note: Whenever there is a discrepancy affecting North Carolina compliance samples, a copy of this form will be sent to the North Carolina DEHNR Certification Office (i.e. Out of hold, incorrect preservative, out of temp, incorrect containers.

| Pace Analytical® | Document Name: Bottle Identification Form (BIF) | Document Issued: November 15, 2021 Page 1 of 1 |
|---|---|---|
| | Document No.: F-CAR-CS-043-Rev.01 | Issuing Authority: |

**WO# : 92580955**

**PM: BV** **Due Date: 01/10/22**

**CLIENT: 92-AECOM CHA**

***Check mark top half of box if pH and/or dechlorination is verified and within the acceptance range for preservation samples.**

Exceptions: VOA, Coliform, TOC, Oil and Grease, DRO/8015 (water) DOC, LLHg

****Bottom half of box is to list number of bottles**

**Project #** 2

| Matrix | Item# | BP4U-125 mL Plastic Unpreserved (N/A) (Cl-) | BP3U-250 mL Plastic Unpreserved (N/A) | BP2U-500 mL Plastic Unpreserved (N/A) | BP1U-1 liter Plastic Unpreserved (N/A) | BP4S-125 mL Plastic H2SO4 (pH < 2) (Cl-) | BP3N-250 mL plastic HNO3 (pH < 2) | BP4Z-125 mL Plastic ZN Acetate & NaOH (>9) | BP4B-125 mL Plastic NaOH (pH > 12) (Cl-) | WGFU-Wide-mouthed Glass jar Unpreserved | AG1U-1 liter Amber Unpreserved (N/A) (Cl-) | AG1H-1 liter Amber HCl (pH < 2) | AG3U-250 mL Amber Unpreserved (N/A) (Cl-) | AG1S-1 liter Amber H2SO4 (pH < 2) | AG3S-250 mL Amber H2SO4 (pH < 2) | AG3A(DG3A)-250 mL Amber NH4Cl (N/A)(Cl-) | DG9H-40 mL VOA HCl (N/A) | VG9T-40 mL VOA Na2S2O3 (N/A) | VG9U-40 mL VOA Unpreserved (N/A) | DG9P-40 mL VOA H3PO4 (N/A) | VOAK (3 vials per kit)-5035 kit (N/A) | V/GK (3 vials per kit)-VPH/Gas kit (N/A) | SP5T-125 mL Sterile Plastic (N/A – lab) | SP2T-250 mL Sterile Plastic (N/A – lab) | | BP3A-250 mL Plastic (NH2)2SO4 (9.3-9.7) | AG0U-100 mL Amber Unpreserved vials (N/A) | VSGU-20 mL Scintillation vials (N/A) | DG9U-40 mL Amber Unpreserved vials (N/A) |
|---|---|---|---|---|---|---|---|---|---|---|---|---|---|---|---|---|---|---|---|---|---|---|---|---|---|---|---|---|---|---|
| | 1 | 1 | 3 | | | | 2 | 1 | | | | | | | | | 7 | | 3 | 3 | | | | | | | | | | |
| | 2 | 1 | 3 | | | | 2 | 1 | | | | | | | | | 7 | | 3 | 3 | | | | | | | | | | |
| | 3 | | | | | | 1 | | | | | | | | | | 7 | | | | | | | | | | | | | |
| | 4 | | | | | | 1 | | | | | | | | | | 7 | | | | | | | | | | | | | |
| | 5 | | | | | | 1 | | | | | | | | | | 7 | | | | | | | | | | | | | |
| | 6 | | | | | | | | | | | | | | | | | | | | | | | | | | | | | |
| | 7 | | | | | | 1 | | | | | | | | | | 7 | | | | | | | | | | | | | |
| | 8 | | | | | | | | | | | | | | | | 7 | | | | | | | | | | | | | |
| | 9 | | | | | | | | | | | | | | | | 4 | | | | | | | | | | | | | |
| | 10 | | | | | | | | | | | | | | | | | | | | | | | | | | | | | |
| | 11 | | | | | | | | | | | | | | | | | | | | | | | | | | | | | |
| | 12 | | | | | | | | | | | | | | | | | | | | | | | | | | | | | |

## pH Adjustment Log for Preserved Samples

| Sample ID | Type of Preservative | pH upon receipt | Date preservation adjusted | Time preservation adjusted | Amount of Preservative added | Lot # |
|---|---|---|---|---|---|---|
| | | | | | | |
| | | | | | | |
| | | | | | | |

Note: Whenever there is a discrepancy affecting North Carolina compliance samples, a copy of this form will be sent to the North Carolina DEHNR Certification Office (i.e. Out of hold, incorrect preservative, out of temp, incorrect containers.

Green

Pace Analytical
WWW.PACELABS.COM

# CHAIN-OF-CUSTODY / Analytical Request Document

The Chain-of-Custody is a LEGAL DOCUMENT. All relevant fields must be completed accurately.

Submitting a sample via this chain of custody constitutes acknowledgment and acceptance of the Pace Terms and Conditions found at https://info.pacelabs.com/hubfs/pas-standard-terms.pdf.

Page : 1 Of 2

| Section A Required Client Information: | Section B Required Project Information: | Section C Invoice Information: |
|---|---|---|
| Company: AECOM | Report To: Andrew Wreschnig | Attention: |
| Address: 6000 Fairview Road | Copy To: | Company Name: |
| Suite 200, Charlotte, NC 28210 | | Address: |
| Email: andrew.wreschnig@aecom.com | Purchase Order #: | Pace Quote: |
| Phone: (704)522-0330 Fax | Project Name: CPC Huntersville 60639876 | Pace Project Manager: bonnie.vang@pacelabs.com, |
| Requested Due Date: 3-Day TAT | Project #: | Pace Profile #: 12518-3 |

Regulatory Agency

State / Location: NC

| ITEM # | SAMPLE ID (One Character per box. (A-Z, 0-9 / , -) Sample Ids must be unique) | MATRIX CODE (see valid codes to left) | SAMPLE TYPE (G=GRAB C=COMP) | COLLECTED START DATE | COLLECTED START TIME | COLLECTED END DATE | COLLECTED END TIME | SAMPLE TEMP AT COLLECTION | # OF CONTAINERS | Unpreserved | H2SO4 | HNO3 | HCl | NaOH | Na2S2O3 | Methanol | Other | Analyses Test Y/N | 6200 | VPH | Lead, Total | Trip BLANK | 2L DI Water | Alkalinity | Dissolved Calc Fe | RSK-MEE | 353.2 NO2NO3 (48hr) | 300.0 SO4 | Sulfide | TOC | Residual Chlorine (Y/N) | 92580955 ~~92580903~~ |
|---|---|---|---|---|---|---|---|---|---|---|---|---|---|---|---|---|---|---|---|---|---|---|---|---|---|---|---|---|---|---|---|---|
| 1 | MW-28 | WT | G | 1/4/22 | 1035 | | | | 8 | | | X | X | | | | | | X | X | X | | | | | | | | | | | 01 |
| 2 | MW-80 | | | | 1050 | | | | | | | | | | | | | | | | | | | | | | | | | | | 02 |
| 3 | MW-81 | | | | 1125 | | | | | | | | | | | | | | | | | | | | | | | | | | | 03 |
| 4 | MW-16 | | | | 1145 | | | | | | | | | | | | | | | | | | | | | | | | | | | 04 |
| 5 | MW-31 | | | | 1220 | | | | | | | | | | | | | | | | | | | | | | | | | | | 05 |
| 6 | MW-34 | | | | 1255 | | | | | | | | | | | | | | | | | | | | | | | | | | | 06 |
| 7 | MW-17 | | | | 1325 | | | | | | | | | | | | | | | | | | | | | | | | | | | 07 |
| 8 | MW-31D | | | | 1340 | | | | 20 | X | | | | X | | | X | | | | | | | X | X | X | X | X | X | X | | ~~MNA 017~~ |
| 9 | MW-81D | | | | 1305 | | | | 8 | | | | | | | | | | | | | | | | | | | | | | | 08 |
| 10 | MW-79 | | | | 1505 | | | | | | | | | | | | | | | | | | | | | | | | | | | 09 |
| 11 | MW-83 | | | | 1455 | | | | | | | | | | | | | | | | | | | | | | | | | | | 010 |
| 12 | MW-21 | | | | 1505 | | | | 20 | X | | | | X | | | X | | | | | | | X | X | X | X | X | X | X | | ~~MNA 018~~ |

BV 1-5-22

| ADDITIONAL COMMENTS | RELINQUISHED BY / AFFILIATION | DATE | TIME | ACCEPTED BY / AFFILIATION | DATE | TIME | SAMPLE CONDITIONS | | | |
|---|---|---|---|---|---|---|---|---|---|---|
| 3-Day TAT | Mike de Kozlowski / AECOM | 1/4/22 | 1740 | JB Pace HR | 1/4/22 | 1740 | 2.6 | Y | N | Y |
| Extra unpreserved bottle included | | | | | | | 1.7 | | | |
| with MNA kits to be lab filtered for | | | | | | | | | | |
| dissolved Fe | | | | | | | | | | |

SAMPLER NAME AND SIGNATURE

PRINT Name of SAMPLER: Mike de Kozlowski

SIGNATURE of SAMPLER: Mike de Kozlowski

DATE Signed: 1/4/22

TEMP in C | Received on Ice (Y/N) | Custody Sealed Cooler (Y/N) | Samples Intact (Y/N)

Green

Pace Analytical
WWW.PACELABS.COM

# CHAIN-OF-CUSTODY / Analytical Request Document

The Chain-of-Custody is a LEGAL DOCUMENT. All relevant fields must be completed accurately.

Submitting a sample via this chain of custody constitutes acknowledgment and acceptance of the Pace Terms and Conditions found at https://info.pacelabs.com/hubfs/pas-standard-terms.pdf.

Page : 2 Of 2

| Section A Required Client Information: | Section B Required Project Information: | Section C Invoice Information: |
|---|---|---|
| Company: AECOM | Report To: Andrew Wreschnig | Attention: |
| Address: 6000 Fairview Road | Copy To: | Company Name: |
| Suite 200, Charlotte, NC 28210 | | Address: |
| Email: andrew.wreschnig@aecom.com | Purchase Order #: | Pace Quote: |
| Phone: (704)522-0330 Fax: | Project Name: CPC MNA Sampling | Pace Project Manager: bonnie.vang@pacelabs.com, |
| Requested Due Date: 3-Day TAT | Project #: | Pace Profile #: 12518-5 |

| Regulatory Agency |
|---|
| |
| State / Location |
| NC |

| ITEM # | SAMPLE ID (One Character per box. (A-Z, 0-9 / , -) Sample Ids must be unique) | MATRIX CODE (Drinking Water DW, Water WT, Waste Water WW, Product P, Soil/Solid SL, Oil OL, Wipe WP, Air AR, Other OT, Tissue TS) | MATRIX CODE (see valid codes to left) | SAMPLE TYPE (G=GRAB C=COMP) | COLLECTED START DATE | COLLECTED START TIME | COLLECTED END DATE | COLLECTED END TIME | SAMPLE TEMP AT COLLECTION | # OF CONTAINERS | Preservatives: Unpreserved | H2SO4 | HNO3 | HCl | NaOH | Na2S2O3 | Methanol | Other | Analyses Test Y/N | Alkalinity | Dissolved 6010-Fe | RSK-MEE | 353.2 NO2NO3 (48 hr hold) | 300.0-SO4 | Sulfide | TOC | 6200 | VPH | Lead Total | Trip Blank | Residual Chlorine (Y/N) | |
|---|---|---|---|---|---|---|---|---|---|---|---|---|---|---|---|---|---|---|---|---|---|---|---|---|---|---|---|---|---|---|---|
| 1 | MW-82 | | WT | G | 1/4/22 | 1535 | | | | 20 | X | | X | X | X | | | X | | X | X | X | X | X | X | X | X | X | X | | ~~MNA 019~~ |
| 2 | ~~MW-79~~ MW-79D | | | | | 1545 | | | | 20 | X | | X | X | X | | | X | | X | X | X | X | X | X | X | X | X | X | | ~~MNA 020~~ |
| 3 | MW-77 | | | | | 1630 | | | | 8 | | | X | X | | | | | | | | | | | | | X | X | X | | 011 |
| 4 | EB-1-20220104 | | | | | 0830 | | | | 8 | | | X | X | | | | | | | | | | | | | | | | | 012 |
| 5 | EB-2-20220104 | | | | | 1440 | | | | 8 | | | X | X | | | | | | | | | | | | | | | | | 013 |
| 6 | ~~DUP-1-20220104~~ | | | | | -- | | | | | | | X | X | | | | | | | | | | | | | | | | | MWK 1/4/22 |
| 7 | DUP-2-20220104 | | | | | -- | | | | 8 | | | X | X | | | | | | | | | | | | | | | | | 014 |
| 8 | FB-2-20220104 | | | | | 0738 | | | | 7 | | | | X | | | | | | | | | | | | | X | X | | | ~~015~~ |
| 9 | Trip Blank | | Lab Provided | | | | | | | 4 | | | | | | | | | | | | | | | | | | | X | | ~~016~~ |
| 10 | | | | | | | | | | | | | | | | | | | | | | | | | | | | | | | |
| 11 | | | | | | | | | | | | | | | | | | | | | | | | | | | | | | | |
| 12 | | | | | | | | | | | | | | | | | | | | | | | | | | | | | | | |

92580955

~~12580903~~ BV 1-5-22

| ADDITIONAL COMMENTS | RELINQUISHED BY / AFFILIATION | DATE | TIME | ACCEPTED BY / AFFILIATION | DATE | TIME | SAMPLE CONDITIONS: TEMP in C | Received on Ice (Y/N) | Custody Sealed Cooler (Y/N) | Samples Intact (Y/N) |
|---|---|---|---|---|---|---|---|---|---|---|
| 3-Day TAT | Mike de Kozlowski / AECOM | 1/4/22 | 1740 | JB Pace HVL | 1/4/22 | 1740 | 2.6 | Y | N | Y |
| Extra unpreserved bottle added to | | | | | | | 1.7 | | | |
| MNA kits for lab filter for dissolved | | | | | | | | | | |
| Fe | | | | | | | | | | |

SAMPLER NAME AND SIGNATURE

PRINT Name of SAMPLER: Mike de Kozlowski

SIGNATURE of SAMPLER: Mike de Kozlowski DATE Signed: 01/04/22

**Pace Analytical Services, LLC**
9800 Kincey Ave. Suite 100
Huntersville, NC 28078
(704)875-9092

January 28, 2022

Andrew Wreschnig
AECOM
6000 Fairview Road
Suite 200
Charlotte, NC 28210

RE: Project: CPC HUNTERSVILLE
Pace Project No.: 92581193

Dear Andrew Wreschnig:

Enclosed are the analytical results for sample(s) received by the laboratory on January 05, 2022. The results relate only to the samples included in this report. Results reported herein conform to the applicable TNI/NELAC Standards and the laboratory's Quality Manual, where applicable, unless otherwise noted in the body of the report.

The test results provided in this final report were generated by each of the following laboratories within the Pace Network:

- Pace Analytical Services - Asheville
- Pace Analytical Services - Charlotte

If you have any questions concerning this report, please feel free to contact me.

Sincerely,

Bonnie Vang
bonnie.vang@pacelabs.com
(704)875-9092
Project Manager

Enclosures

cc: Teresa Amentt Jennings, AECOM
Jeff Morrison, Colonial Pipeline Company



This report shall not be reproduced, except in full,
without the written consent of Pace Analytical Services, LLC.

**Pace Analytical Services, LLC**
9800 Kincey Ave.  Suite 100
Huntersville, NC 28078
(704)875-9092

## CERTIFICATIONS

Project: CPC HUNTERSVILLE
Pace Project No.: 92581193

**Pace Analytical Services Charlotte**

South Carolina Laboratory ID: 99006
9800 Kincey Ave. Ste 100, Huntersville, NC 28078
North Carolina Drinking Water Certification #: 37706
North Carolina Field Services Certification #: 5342
North Carolina Wastewater Certification #: 12
South Carolina Laboratory ID: 99006
South Carolina Certification #: 99006001
South Carolina Drinking Water Cert. #: 99006003
Florida/NELAP Certification #: E87627
Kentucky UST Certification #: 84
Louisiana DoH Drinking Water #: LA029
Virginia/VELAP Certification #: 460221

**Pace Analytical Services Asheville**

2225 Riverside Drive, Asheville, NC  28804
Florida/NELAP Certification #: E87648
North Carolina Drinking Water Certification #: 37712
North Carolina Wastewater Certification #: 40
South Carolina Laboratory ID: 99030
South Carolina Certification #: 99030001
Virginia/VELAP Certification #: 460222



This report shall not be reproduced, except in full,
without the written consent of Pace Analytical Services, LLC.

**Pace Analytical Services, LLC**
9800 Kincey Ave. Suite 100
Huntersville, NC 28078
(704)875-9092

## SAMPLE SUMMARY

Project: CPC HUNTERSVILLE
Pace Project No.: 92581193

| Lab ID | Sample ID | Matrix | Date Collected | Date Received |
|---|---|---|---|---|
| **92581193001** | **MW-19** | Water | 01/05/22 14:30 | 01/05/22 17:30 |
| **92581193002** | **MW-23** | Water | 01/05/22 16:55 | 01/05/22 17:30 |
| **92581193003** | **FB-1-20220105** | Water | 01/05/22 12:45 | 01/05/22 17:30 |
| **92581193004** | **TRIP BLANK** | Water | 01/05/22 00:00 | 01/05/22 17:30 |



This report shall not be reproduced, except in full,
without the written consent of Pace Analytical Services, LLC.

**Pace Analytical Services, LLC**
9800 Kincey Ave. Suite 100
Huntersville, NC 28078
(704)875-9092

## SAMPLE ANALYTE COUNT

Project: CPC HUNTERSVILLE
Pace Project No.: 92581193

| Lab ID | Sample ID | Method | Analysts | Analytes Reported | Laboratory |
|---|---|---|---|---|---|
| **92581193001** | **MW-19** | MADEP VPH | MAD | 6 | PASI-C |
| | | EPA 6020B | JOR | 1 | PASI-A |
| | | SM 6200B | SAS | 63 | PASI-C |
| **92581193002** | **MW-23** | MADEP VPH | MAD | 6 | PASI-C |
| | | EPA 6020B | JOR | 1 | PASI-A |
| | | SM 6200B | SAS | 63 | PASI-C |
| **92581193003** | **FB-1-20220105** | MADEP VPH | MAD | 6 | PASI-C |
| | | SM 6200B | SAS | 63 | PASI-C |
| **92581193004** | **TRIP BLANK** | SM 6200B | SAS | 63 | PASI-C |

PASI-A = Pace Analytical Services - Asheville
PASI-C = Pace Analytical Services - Charlotte



This report shall not be reproduced, except in full,
without the written consent of Pace Analytical Services, LLC.

**Pace Analytical Services, LLC**
9800 Kincey Ave. Suite 100
Huntersville, NC 28078
(704)875-9092

## ANALYTICAL RESULTS

Project: CPC HUNTERSVILLE
Pace Project No.: 92581193

**Sample: MW-19** **Lab ID: 92581193001** Collected: 01/05/22 14:30 Received: 01/05/22 17:30 Matrix: Water

| Parameters | Results | Units | Report Limit | MDL | DF | Prepared | Analyzed | CAS No. | Qual |
|---|---|---|---|---|---|---|---|---|---|
| **VPH NC Water** | Analytical Method: MADEP VPH<br>Pace Analytical Services - Charlotte | | | | | | | | |
| Total VPH (C5-C12) | **53500** | ug/L | 625 | 625 | 12.5 | | 01/07/22 10:18 | | N2 |
| Aliphatic (C05-C08) | **45300** | ug/L | 625 | 625 | 12.5 | | 01/07/22 10:18 | | N2 |
| Aliphatic(C09-C12) Adjusted | **7390** | ug/L | 625 | 625 | 12.5 | | 01/07/22 10:18 | | N2 |
| Aromatic (C09-C10) | **842** | ug/L | 625 | 625 | 12.5 | | 01/07/22 10:18 | | N2 |
| ***Surrogates*** | | | | | | | | | |
| 4-Bromofluorobenzene (FID) (S) | 95 | % | 70-130 | | 12.5 | | 01/07/22 10:18 | 460-00-4 | |
| 4-Bromofluorobenzene (PID) (S) | 77 | % | 70-130 | | 12.5 | | 01/07/22 10:18 | 460-00-4 | |
| **6020 MET ICPMS** | Analytical Method: EPA 6020B Preparation Method: EPA 3010A<br>Pace Analytical Services - Asheville | | | | | | | | |
| Lead | **0.19J** | ug/L | 5.0 | 0.077 | 1 | 01/07/22 09:27 | 01/07/22 22:05 | 7439-92-1 | |
| **6200B MSV** | Analytical Method: SM 6200B<br>Pace Analytical Services - Charlotte | | | | | | | | |
| Benzene | **4950** | ug/L | 20.0 | 13.8 | 40 | | 01/07/22 18:49 | 71-43-2 | |
| Bromobenzene | ND | ug/L | 20.0 | 11.6 | 40 | | 01/07/22 18:49 | 108-86-1 | |
| Bromochloromethane | ND | ug/L | 20.0 | 18.7 | 40 | | 01/07/22 18:49 | 74-97-5 | |
| Bromodichloromethane | ND | ug/L | 20.0 | 12.3 | 40 | | 01/07/22 18:49 | 75-27-4 | |
| Bromoform | ND | ug/L | 20.0 | 13.6 | 40 | | 01/07/22 18:49 | 75-25-2 | |
| Bromomethane | ND | ug/L | 200 | 66.4 | 40 | | 01/07/22 18:49 | 74-83-9 | |
| n-Butylbenzene | ND | ug/L | 20.0 | 19.6 | 40 | | 01/07/22 18:49 | 104-51-8 | |
| sec-Butylbenzene | ND | ug/L | 20.0 | 16.0 | 40 | | 01/07/22 18:49 | 135-98-8 | |
| tert-Butylbenzene | ND | ug/L | 20.0 | 12.9 | 40 | | 01/07/22 18:49 | 98-06-6 | |
| Carbon tetrachloride | ND | ug/L | 20.0 | 13.3 | 40 | | 01/07/22 18:49 | 56-23-5 | |
| Chlorobenzene | ND | ug/L | 20.0 | 11.4 | 40 | | 01/07/22 18:49 | 108-90-7 | |
| Chloroethane | ND | ug/L | 40.0 | 26.0 | 40 | | 01/07/22 18:49 | 75-00-3 | |
| Chloroform | ND | ug/L | 20.0 | 14.1 | 40 | | 01/07/22 18:49 | 67-66-3 | |
| Chloromethane | ND | ug/L | 40.0 | 21.6 | 40 | | 01/07/22 18:49 | 74-87-3 | |
| 2-Chlorotoluene | ND | ug/L | 20.0 | 12.8 | 40 | | 01/07/22 18:49 | 95-49-8 | |
| 4-Chlorotoluene | ND | ug/L | 20.0 | 13.0 | 40 | | 01/07/22 18:49 | 106-43-4 | |
| 1,2-Dibromo-3-chloropropane | ND | ug/L | 40.0 | 13.6 | 40 | | 01/07/22 18:49 | 96-12-8 | |
| Dibromochloromethane | ND | ug/L | 20.0 | 14.4 | 40 | | 01/07/22 18:49 | 124-48-1 | |
| 1,2-Dibromoethane (EDB) | ND | ug/L | 20.0 | 10.9 | 40 | | 01/07/22 18:49 | 106-93-4 | |
| Dibromomethane | ND | ug/L | 20.0 | 15.8 | 40 | | 01/07/22 18:49 | 74-95-3 | |
| 1,2-Dichlorobenzene | ND | ug/L | 20.0 | 13.6 | 40 | | 01/07/22 18:49 | 95-50-1 | |
| 1,3-Dichlorobenzene | ND | ug/L | 20.0 | 13.6 | 40 | | 01/07/22 18:49 | 541-73-1 | |
| 1,4-Dichlorobenzene | ND | ug/L | 20.0 | 13.3 | 40 | | 01/07/22 18:49 | 106-46-7 | |
| Dichlorodifluoromethane | ND | ug/L | 20.0 | 13.8 | 40 | | 01/07/22 18:49 | 75-71-8 | |
| 1,1-Dichloroethane | ND | ug/L | 20.0 | 14.7 | 40 | | 01/07/22 18:49 | 75-34-3 | |
| 1,2-Dichloroethane | ND | ug/L | 20.0 | 12.9 | 40 | | 01/07/22 18:49 | 107-06-2 | |
| 1,1-Dichloroethene | ND | ug/L | 20.0 | 13.9 | 40 | | 01/07/22 18:49 | 75-35-4 | |
| cis-1,2-Dichloroethene | ND | ug/L | 20.0 | 15.4 | 40 | | 01/07/22 18:49 | 156-59-2 | |
| trans-1,2-Dichloroethene | ND | ug/L | 20.0 | 15.8 | 40 | | 01/07/22 18:49 | 156-60-5 | |
| 1,2-Dichloropropane | ND | ug/L | 20.0 | 14.2 | 40 | | 01/07/22 18:49 | 78-87-5 | |
| 1,3-Dichloropropane | ND | ug/L | 20.0 | 11.4 | 40 | | 01/07/22 18:49 | 142-28-9 | |

## REPORT OF LABORATORY ANALYSIS

This report shall not be reproduced, except in full,
without the written consent of Pace Analytical Services, LLC.

**Pace Analytical Services, LLC**
9800 Kincey Ave. Suite 100
Huntersville, NC 28078
(704)875-9092

## ANALYTICAL RESULTS

Project: CPC HUNTERSVILLE
Pace Project No.: 92581193

**Sample: MW-19** **Lab ID: 92581193001** Collected: 01/05/22 14:30 Received: 01/05/22 17:30 Matrix: Water

| Parameters | Results | Units | Report Limit | MDL | DF | Prepared | Analyzed | CAS No. | Qual |
|---|---|---|---|---|---|---|---|---|---|
| **6200B MSV** | Analytical Method: SM 6200B<br>Pace Analytical Services - Charlotte | | | | | | | | |
| 2,2-Dichloropropane | ND | ug/L | 20.0 | 15.5 | 40 | | 01/07/22 18:49 | 594-20-7 | |
| 1,1-Dichloropropene | ND | ug/L | 20.0 | 17.1 | 40 | | 01/07/22 18:49 | 563-58-6 | |
| cis-1,3-Dichloropropene | ND | ug/L | 20.0 | 14.6 | 40 | | 01/07/22 18:49 | 10061-01-5 | |
| trans-1,3-Dichloropropene | ND | ug/L | 20.0 | 14.5 | 40 | | 01/07/22 18:49 | 10061-02-6 | |
| Diisopropyl ether | **290** | ug/L | 20.0 | 12.3 | 40 | | 01/07/22 18:49 | 108-20-3 | |
| Ethylbenzene | **557** | ug/L | 20.0 | 12.2 | 40 | | 01/07/22 18:49 | 100-41-4 | |
| Hexachloro-1,3-butadiene | ND | ug/L | 80.0 | 61.2 | 40 | | 01/07/22 18:49 | 87-68-3 | |
| Isopropylbenzene (Cumene) | ND | ug/L | 20.0 | 13.3 | 40 | | 01/07/22 18:49 | 98-82-8 | |
| Methylene Chloride | ND | ug/L | 80.0 | 78.0 | 40 | | 01/07/22 18:49 | 75-09-2 | |
| Methyl-tert-butyl ether | **52.4** | ug/L | 20.0 | 16.9 | 40 | | 01/07/22 18:49 | 1634-04-4 | |
| Naphthalene | **91.6** | ug/L | 80.0 | 25.8 | 40 | | 01/07/22 18:49 | 91-20-3 | |
| n-Propylbenzene | **18.2J** | ug/L | 20.0 | 13.6 | 40 | | 01/07/22 18:49 | 103-65-1 | |
| Styrene | ND | ug/L | 20.0 | 11.7 | 40 | | 01/07/22 18:49 | 100-42-5 | |
| 1,1,1,2-Tetrachloroethane | ND | ug/L | 20.0 | 12.4 | 40 | | 01/07/22 18:49 | 630-20-6 | |
| 1,1,2,2-Tetrachloroethane | ND | ug/L | 20.0 | 9.0 | 40 | | 01/07/22 18:49 | 79-34-5 | |
| Tetrachloroethene | ND | ug/L | 20.0 | 11.7 | 40 | | 01/07/22 18:49 | 127-18-4 | |
| Toluene | **6870** | ug/L | 20.0 | 19.4 | 40 | | 01/07/22 18:49 | 108-88-3 | |
| 1,2,3-Trichlorobenzene | ND | ug/L | 80.0 | 32.2 | 40 | | 01/07/22 18:49 | 87-61-6 | |
| 1,2,4-Trichlorobenzene | ND | ug/L | 80.0 | 25.6 | 40 | | 01/07/22 18:49 | 120-82-1 | |
| 1,1,1-Trichloroethane | ND | ug/L | 20.0 | 13.3 | 40 | | 01/07/22 18:49 | 71-55-6 | |
| 1,1,2-Trichloroethane | ND | ug/L | 20.0 | 13.0 | 40 | | 01/07/22 18:49 | 79-00-5 | |
| Trichloroethene | ND | ug/L | 20.0 | 15.3 | 40 | | 01/07/22 18:49 | 79-01-6 | |
| Trichlorofluoromethane | ND | ug/L | 40.0 | 11.9 | 40 | | 01/07/22 18:49 | 75-69-4 | |
| 1,2,3-Trichloropropane | ND | ug/L | 20.0 | 10.4 | 40 | | 01/07/22 18:49 | 96-18-4 | |
| 1,2,4-Trimethylbenzene | **275** | ug/L | 20.0 | 19.8 | 40 | | 01/07/22 18:49 | 95-63-6 | |
| 1,3,5-Trimethylbenzene | ND | ug/L | 20.0 | 13.3 | 40 | | 01/07/22 18:49 | 108-67-8 | |
| Vinyl chloride | ND | ug/L | 40.0 | 15.4 | 40 | | 01/07/22 18:49 | 75-01-4 | |
| m&p-Xylene | **2180** | ug/L | 40.0 | 28.4 | 40 | | 01/07/22 18:49 | 179601-23-1 | |
| o-Xylene | **1410** | ug/L | 20.0 | 13.5 | 40 | | 01/07/22 18:49 | 95-47-6 | |
| ***Surrogates*** | | | | | | | | | |
| 1,2-Dichloroethane-d4 (S) | 86 | % | 70-130 | | 40 | | 01/07/22 18:49 | 17060-07-0 | |
| 4-Bromofluorobenzene (S) | 94 | % | 70-130 | | 40 | | 01/07/22 18:49 | 460-00-4 | |
| Toluene-d8 (S) | 102 | % | 70-130 | | 40 | | 01/07/22 18:49 | 2037-26-5 | |

## REPORT OF LABORATORY ANALYSIS

This report shall not be reproduced, except in full,
without the written consent of Pace Analytical Services, LLC.

Pace Analytical Services, LLC
9800 Kincey Ave. Suite 100
Huntersville, NC 28078
(704)875-9092

## ANALYTICAL RESULTS

Project: CPC HUNTERSVILLE
Pace Project No.: 92581193

**Sample: MW-23** **Lab ID: 92581193002** Collected: 01/05/22 16:55 Received: 01/05/22 17:30 Matrix: Water

| Parameters | Results | Units | Report Limit | MDL | DF | Prepared | Analyzed | CAS No. | Qual |
|---|---|---|---|---|---|---|---|---|---|
| **VPH NC Water** | Analytical Method: MADEP VPH<br>Pace Analytical Services - Charlotte | | | | | | | | |
| Total VPH (C5-C12) | ND | ug/L | 50.0 | 50.0 | 1 | | 01/07/22 07:57 | | N2 |
| Aliphatic (C05-C08) | ND | ug/L | 50.0 | 50.0 | 1 | | 01/07/22 07:57 | | N2 |
| Aliphatic(C09-C12) Adjusted | ND | ug/L | 50.0 | 50.0 | 1 | | 01/07/22 07:57 | | N2 |
| Aromatic (C09-C10) | ND | ug/L | 50.0 | 50.0 | 1 | | 01/07/22 07:57 | | N2 |
| ***Surrogates*** | | | | | | | | | |
| 4-Bromofluorobenzene (FID) (S) | 99 | % | 70-130 | | 1 | | 01/07/22 07:57 | 460-00-4 | |
| 4-Bromofluorobenzene (PID) (S) | 83 | % | 70-130 | | 1 | | 01/07/22 07:57 | 460-00-4 | |
| **6020 MET ICPMS** | Analytical Method: EPA 6020B Preparation Method: EPA 3010A<br>Pace Analytical Services - Asheville | | | | | | | | |
| Lead | **0.75J** | ug/L | 5.0 | 0.077 | 1 | 01/06/22 16:02 | 01/07/22 12:16 | 7439-92-1 | |
| **6200B MSV** | Analytical Method: SM 6200B<br>Pace Analytical Services - Charlotte | | | | | | | | |
| Benzene | **0.59** | ug/L | 0.50 | 0.34 | 1 | | 01/06/22 17:53 | 71-43-2 | |
| Bromobenzene | ND | ug/L | 0.50 | 0.29 | 1 | | 01/06/22 17:53 | 108-86-1 | |
| Bromochloromethane | ND | ug/L | 0.50 | 0.47 | 1 | | 01/06/22 17:53 | 74-97-5 | |
| Bromodichloromethane | ND | ug/L | 0.50 | 0.31 | 1 | | 01/06/22 17:53 | 75-27-4 | |
| Bromoform | ND | ug/L | 0.50 | 0.34 | 1 | | 01/06/22 17:53 | 75-25-2 | |
| Bromomethane | ND | ug/L | 5.0 | 1.7 | 1 | | 01/06/22 17:53 | 74-83-9 | |
| n-Butylbenzene | ND | ug/L | 0.50 | 0.49 | 1 | | 01/06/22 17:53 | 104-51-8 | |
| sec-Butylbenzene | ND | ug/L | 0.50 | 0.40 | 1 | | 01/06/22 17:53 | 135-98-8 | |
| tert-Butylbenzene | ND | ug/L | 0.50 | 0.32 | 1 | | 01/06/22 17:53 | 98-06-6 | |
| Carbon tetrachloride | ND | ug/L | 0.50 | 0.33 | 1 | | 01/06/22 17:53 | 56-23-5 | |
| Chlorobenzene | ND | ug/L | 0.50 | 0.28 | 1 | | 01/06/22 17:53 | 108-90-7 | |
| Chloroethane | ND | ug/L | 1.0 | 0.65 | 1 | | 01/06/22 17:53 | 75-00-3 | |
| Chloroform | ND | ug/L | 0.50 | 0.35 | 1 | | 01/06/22 17:53 | 67-66-3 | |
| Chloromethane | ND | ug/L | 1.0 | 0.54 | 1 | | 01/06/22 17:53 | 74-87-3 | |
| 2-Chlorotoluene | ND | ug/L | 0.50 | 0.32 | 1 | | 01/06/22 17:53 | 95-49-8 | |
| 4-Chlorotoluene | ND | ug/L | 0.50 | 0.32 | 1 | | 01/06/22 17:53 | 106-43-4 | |
| 1,2-Dibromo-3-chloropropane | ND | ug/L | 1.0 | 0.34 | 1 | | 01/06/22 17:53 | 96-12-8 | |
| Dibromochloromethane | ND | ug/L | 0.50 | 0.36 | 1 | | 01/06/22 17:53 | 124-48-1 | |
| 1,2-Dibromoethane (EDB) | ND | ug/L | 0.50 | 0.27 | 1 | | 01/06/22 17:53 | 106-93-4 | |
| Dibromomethane | ND | ug/L | 0.50 | 0.39 | 1 | | 01/06/22 17:53 | 74-95-3 | |
| 1,2-Dichlorobenzene | ND | ug/L | 0.50 | 0.34 | 1 | | 01/06/22 17:53 | 95-50-1 | |
| 1,3-Dichlorobenzene | ND | ug/L | 0.50 | 0.34 | 1 | | 01/06/22 17:53 | 541-73-1 | |
| 1,4-Dichlorobenzene | ND | ug/L | 0.50 | 0.33 | 1 | | 01/06/22 17:53 | 106-46-7 | |
| Dichlorodifluoromethane | ND | ug/L | 0.50 | 0.35 | 1 | | 01/06/22 17:53 | 75-71-8 | |
| 1,1-Dichloroethane | ND | ug/L | 0.50 | 0.37 | 1 | | 01/06/22 17:53 | 75-34-3 | |
| 1,2-Dichloroethane | ND | ug/L | 0.50 | 0.32 | 1 | | 01/06/22 17:53 | 107-06-2 | |
| 1,1-Dichloroethene | ND | ug/L | 0.50 | 0.35 | 1 | | 01/06/22 17:53 | 75-35-4 | |
| cis-1,2-Dichloroethene | ND | ug/L | 0.50 | 0.38 | 1 | | 01/06/22 17:53 | 156-59-2 | |
| trans-1,2-Dichloroethene | ND | ug/L | 0.50 | 0.40 | 1 | | 01/06/22 17:53 | 156-60-5 | |
| 1,2-Dichloropropane | ND | ug/L | 0.50 | 0.36 | 1 | | 01/06/22 17:53 | 78-87-5 | |
| 1,3-Dichloropropane | ND | ug/L | 0.50 | 0.28 | 1 | | 01/06/22 17:53 | 142-28-9 | |

## REPORT OF LABORATORY ANALYSIS

This report shall not be reproduced, except in full,
without the written consent of Pace Analytical Services, LLC.

**Pace Analytical Services, LLC**
9800 Kincey Ave. Suite 100
Huntersville, NC 28078
(704)875-9092

## ANALYTICAL RESULTS

Project: CPC HUNTERSVILLE
Pace Project No.: 92581193

**Sample: MW-23** **Lab ID: 92581193002** Collected: 01/05/22 16:55 Received: 01/05/22 17:30 Matrix: Water

| Parameters | Results | Units | Report Limit | MDL | DF | Prepared | Analyzed | CAS No. | Qual |
|---|---|---|---|---|---|---|---|---|---|
| **6200B MSV** | Analytical Method: SM 6200B<br>Pace Analytical Services - Charlotte | | | | | | | | |
| 2,2-Dichloropropane | ND | ug/L | 0.50 | 0.39 | 1 | | 01/06/22 17:53 | 594-20-7 | |
| 1,1-Dichloropropene | ND | ug/L | 0.50 | 0.43 | 1 | | 01/06/22 17:53 | 563-58-6 | |
| cis-1,3-Dichloropropene | ND | ug/L | 0.50 | 0.36 | 1 | | 01/06/22 17:53 | 10061-01-5 | |
| trans-1,3-Dichloropropene | ND | ug/L | 0.50 | 0.36 | 1 | | 01/06/22 17:53 | 10061-02-6 | |
| Diisopropyl ether | ND | ug/L | 0.50 | 0.31 | 1 | | 01/06/22 17:53 | 108-20-3 | |
| Ethylbenzene | ND | ug/L | 0.50 | 0.30 | 1 | | 01/06/22 17:53 | 100-41-4 | |
| Hexachloro-1,3-butadiene | ND | ug/L | 2.0 | 1.5 | 1 | | 01/06/22 17:53 | 87-68-3 | |
| Isopropylbenzene (Cumene) | ND | ug/L | 0.50 | 0.33 | 1 | | 01/06/22 17:53 | 98-82-8 | |
| Methylene Chloride | ND | ug/L | 2.0 | 2.0 | 1 | | 01/06/22 17:53 | 75-09-2 | |
| Methyl-tert-butyl ether | ND | ug/L | 0.50 | 0.42 | 1 | | 01/06/22 17:53 | 1634-04-4 | |
| Naphthalene | ND | ug/L | 2.0 | 0.64 | 1 | | 01/06/22 17:53 | 91-20-3 | |
| n-Propylbenzene | ND | ug/L | 0.50 | 0.34 | 1 | | 01/06/22 17:53 | 103-65-1 | |
| Styrene | ND | ug/L | 0.50 | 0.29 | 1 | | 01/06/22 17:53 | 100-42-5 | |
| 1,1,1,2-Tetrachloroethane | ND | ug/L | 0.50 | 0.31 | 1 | | 01/06/22 17:53 | 630-20-6 | |
| 1,1,2,2-Tetrachloroethane | ND | ug/L | 0.50 | 0.22 | 1 | | 01/06/22 17:53 | 79-34-5 | |
| Tetrachloroethene | ND | ug/L | 0.50 | 0.29 | 1 | | 01/06/22 17:53 | 127-18-4 | |
| Toluene | **1.9** | ug/L | 0.50 | 0.48 | 1 | | 01/06/22 17:53 | 108-88-3 | |
| 1,2,3-Trichlorobenzene | ND | ug/L | 2.0 | 0.81 | 1 | | 01/06/22 17:53 | 87-61-6 | |
| 1,2,4-Trichlorobenzene | ND | ug/L | 2.0 | 0.64 | 1 | | 01/06/22 17:53 | 120-82-1 | |
| 1,1,1-Trichloroethane | ND | ug/L | 0.50 | 0.33 | 1 | | 01/06/22 17:53 | 71-55-6 | |
| 1,1,2-Trichloroethane | ND | ug/L | 0.50 | 0.32 | 1 | | 01/06/22 17:53 | 79-00-5 | |
| Trichloroethene | ND | ug/L | 0.50 | 0.38 | 1 | | 01/06/22 17:53 | 79-01-6 | |
| Trichlorofluoromethane | ND | ug/L | 1.0 | 0.30 | 1 | | 01/06/22 17:53 | 75-69-4 | |
| 1,2,3-Trichloropropane | ND | ug/L | 0.50 | 0.26 | 1 | | 01/06/22 17:53 | 96-18-4 | |
| 1,2,4-Trimethylbenzene | ND | ug/L | 0.50 | 0.50 | 1 | | 01/06/22 17:53 | 95-63-6 | |
| 1,3,5-Trimethylbenzene | ND | ug/L | 0.50 | 0.33 | 1 | | 01/06/22 17:53 | 108-67-8 | |
| Vinyl chloride | ND | ug/L | 1.0 | 0.39 | 1 | | 01/06/22 17:53 | 75-01-4 | |
| m&p-Xylene | ND | ug/L | 1.0 | 0.71 | 1 | | 01/06/22 17:53 | 179601-23-1 | |
| o-Xylene | **0.47J** | ug/L | 0.50 | 0.34 | 1 | | 01/06/22 17:53 | 95-47-6 | |
| ***Surrogates*** | | | | | | | | | |
| 1,2-Dichloroethane-d4 (S) | 88 | % | 70-130 | | 1 | | 01/06/22 17:53 | 17060-07-0 | |
| 4-Bromofluorobenzene (S) | 96 | % | 70-130 | | 1 | | 01/06/22 17:53 | 460-00-4 | |
| Toluene-d8 (S) | 102 | % | 70-130 | | 1 | | 01/06/22 17:53 | 2037-26-5 | |

## REPORT OF LABORATORY ANALYSIS

This report shall not be reproduced, except in full,
without the written consent of Pace Analytical Services, LLC.

**Pace Analytical Services, LLC**
9800 Kincey Ave. Suite 100
Huntersville, NC 28078
(704)875-9092

## ANALYTICAL RESULTS

Project: CPC HUNTERSVILLE
Pace Project No.: 92581193

**Sample: FB-1-20220105** **Lab ID: 92581193003** Collected: 01/05/22 12:45 Received: 01/05/22 17:30 Matrix: Water

| Parameters | Results | Units | Report Limit | MDL | DF | Prepared | Analyzed | CAS No. | Qual |
|---|---|---|---|---|---|---|---|---|---|
| **VPH NC Water** | Analytical Method: MADEP VPH<br>Pace Analytical Services - Charlotte | | | | | | | | |
| Total VPH (C5-C12) | ND | ug/L | 50.0 | 50.0 | 1 | | 01/07/22 08:25 | | N2 |
| Aliphatic (C05-C08) | ND | ug/L | 50.0 | 50.0 | 1 | | 01/07/22 08:25 | | N2 |
| Aliphatic(C09-C12) Adjusted | ND | ug/L | 50.0 | 50.0 | 1 | | 01/07/22 08:25 | | N2 |
| Aromatic (C09-C10) | ND | ug/L | 50.0 | 50.0 | 1 | | 01/07/22 08:25 | | N2 |
| ***Surrogates*** | | | | | | | | | |
| 4-Bromofluorobenzene (FID) (S) | 97 | % | 70-130 | | 1 | | 01/07/22 08:25 | 460-00-4 | |
| 4-Bromofluorobenzene (PID) (S) | 81 | % | 70-130 | | 1 | | 01/07/22 08:25 | 460-00-4 | |
| **6200B MSV** | Analytical Method: SM 6200B<br>Pace Analytical Services - Charlotte | | | | | | | | |
| Benzene | ND | ug/L | 0.50 | 0.34 | 1 | | 01/06/22 16:59 | 71-43-2 | |
| Bromobenzene | ND | ug/L | 0.50 | 0.29 | 1 | | 01/06/22 16:59 | 108-86-1 | |
| Bromochloromethane | ND | ug/L | 0.50 | 0.47 | 1 | | 01/06/22 16:59 | 74-97-5 | |
| Bromodichloromethane | ND | ug/L | 0.50 | 0.31 | 1 | | 01/06/22 16:59 | 75-27-4 | |
| Bromoform | ND | ug/L | 0.50 | 0.34 | 1 | | 01/06/22 16:59 | 75-25-2 | |
| Bromomethane | ND | ug/L | 5.0 | 1.7 | 1 | | 01/06/22 16:59 | 74-83-9 | |
| n-Butylbenzene | ND | ug/L | 0.50 | 0.49 | 1 | | 01/06/22 16:59 | 104-51-8 | |
| sec-Butylbenzene | ND | ug/L | 0.50 | 0.40 | 1 | | 01/06/22 16:59 | 135-98-8 | |
| tert-Butylbenzene | ND | ug/L | 0.50 | 0.32 | 1 | | 01/06/22 16:59 | 98-06-6 | |
| Carbon tetrachloride | ND | ug/L | 0.50 | 0.33 | 1 | | 01/06/22 16:59 | 56-23-5 | |
| Chlorobenzene | ND | ug/L | 0.50 | 0.28 | 1 | | 01/06/22 16:59 | 108-90-7 | |
| Chloroethane | ND | ug/L | 1.0 | 0.65 | 1 | | 01/06/22 16:59 | 75-00-3 | |
| Chloroform | ND | ug/L | 0.50 | 0.35 | 1 | | 01/06/22 16:59 | 67-66-3 | |
| Chloromethane | ND | ug/L | 1.0 | 0.54 | 1 | | 01/06/22 16:59 | 74-87-3 | |
| 2-Chlorotoluene | ND | ug/L | 0.50 | 0.32 | 1 | | 01/06/22 16:59 | 95-49-8 | |
| 4-Chlorotoluene | ND | ug/L | 0.50 | 0.32 | 1 | | 01/06/22 16:59 | 106-43-4 | |
| 1,2-Dibromo-3-chloropropane | ND | ug/L | 1.0 | 0.34 | 1 | | 01/06/22 16:59 | 96-12-8 | |
| Dibromochloromethane | ND | ug/L | 0.50 | 0.36 | 1 | | 01/06/22 16:59 | 124-48-1 | |
| 1,2-Dibromoethane (EDB) | ND | ug/L | 0.50 | 0.27 | 1 | | 01/06/22 16:59 | 106-93-4 | |
| Dibromomethane | ND | ug/L | 0.50 | 0.39 | 1 | | 01/06/22 16:59 | 74-95-3 | |
| 1,2-Dichlorobenzene | ND | ug/L | 0.50 | 0.34 | 1 | | 01/06/22 16:59 | 95-50-1 | |
| 1,3-Dichlorobenzene | ND | ug/L | 0.50 | 0.34 | 1 | | 01/06/22 16:59 | 541-73-1 | |
| 1,4-Dichlorobenzene | ND | ug/L | 0.50 | 0.33 | 1 | | 01/06/22 16:59 | 106-46-7 | |
| Dichlorodifluoromethane | ND | ug/L | 0.50 | 0.35 | 1 | | 01/06/22 16:59 | 75-71-8 | |
| 1,1-Dichloroethane | ND | ug/L | 0.50 | 0.37 | 1 | | 01/06/22 16:59 | 75-34-3 | |
| 1,2-Dichloroethane | ND | ug/L | 0.50 | 0.32 | 1 | | 01/06/22 16:59 | 107-06-2 | |
| 1,1-Dichloroethene | ND | ug/L | 0.50 | 0.35 | 1 | | 01/06/22 16:59 | 75-35-4 | |
| cis-1,2-Dichloroethene | ND | ug/L | 0.50 | 0.38 | 1 | | 01/06/22 16:59 | 156-59-2 | |
| trans-1,2-Dichloroethene | ND | ug/L | 0.50 | 0.40 | 1 | | 01/06/22 16:59 | 156-60-5 | |
| 1,2-Dichloropropane | ND | ug/L | 0.50 | 0.36 | 1 | | 01/06/22 16:59 | 78-87-5 | |
| 1,3-Dichloropropane | ND | ug/L | 0.50 | 0.28 | 1 | | 01/06/22 16:59 | 142-28-9 | |
| 2,2-Dichloropropane | ND | ug/L | 0.50 | 0.39 | 1 | | 01/06/22 16:59 | 594-20-7 | |
| 1,1-Dichloropropene | ND | ug/L | 0.50 | 0.43 | 1 | | 01/06/22 16:59 | 563-58-6 | |
| cis-1,3-Dichloropropene | ND | ug/L | 0.50 | 0.36 | 1 | | 01/06/22 16:59 | 10061-01-5 | |
| trans-1,3-Dichloropropene | ND | ug/L | 0.50 | 0.36 | 1 | | 01/06/22 16:59 | 10061-02-6 | |

## REPORT OF LABORATORY ANALYSIS

This report shall not be reproduced, except in full,
without the written consent of Pace Analytical Services, LLC.

**Pace Analytical Services, LLC**
9800 Kincey Ave. Suite 100
Huntersville, NC 28078
(704)875-9092

## ANALYTICAL RESULTS

Project: CPC HUNTERSVILLE
Pace Project No.: 92581193

**Sample: FB-1-20220105** **Lab ID: 92581193003** Collected: 01/05/22 12:45 Received: 01/05/22 17:30 Matrix: Water

| Parameters | Results | Units | Report Limit | MDL | DF | Prepared | Analyzed | CAS No. | Qual |
|---|---|---|---|---|---|---|---|---|---|
| **6200B MSV** | Analytical Method: SM 6200B<br>Pace Analytical Services - Charlotte | | | | | | | | |
| Diisopropyl ether | ND | ug/L | 0.50 | 0.31 | 1 | | 01/06/22 16:59 | 108-20-3 | |
| Ethylbenzene | ND | ug/L | 0.50 | 0.30 | 1 | | 01/06/22 16:59 | 100-41-4 | |
| Hexachloro-1,3-butadiene | ND | ug/L | 2.0 | 1.5 | 1 | | 01/06/22 16:59 | 87-68-3 | |
| Isopropylbenzene (Cumene) | ND | ug/L | 0.50 | 0.33 | 1 | | 01/06/22 16:59 | 98-82-8 | |
| Methylene Chloride | ND | ug/L | 2.0 | 2.0 | 1 | | 01/06/22 16:59 | 75-09-2 | |
| Methyl-tert-butyl ether | ND | ug/L | 0.50 | 0.42 | 1 | | 01/06/22 16:59 | 1634-04-4 | |
| Naphthalene | ND | ug/L | 2.0 | 0.64 | 1 | | 01/06/22 16:59 | 91-20-3 | |
| n-Propylbenzene | ND | ug/L | 0.50 | 0.34 | 1 | | 01/06/22 16:59 | 103-65-1 | |
| Styrene | ND | ug/L | 0.50 | 0.29 | 1 | | 01/06/22 16:59 | 100-42-5 | |
| 1,1,1,2-Tetrachloroethane | ND | ug/L | 0.50 | 0.31 | 1 | | 01/06/22 16:59 | 630-20-6 | |
| 1,1,2,2-Tetrachloroethane | ND | ug/L | 0.50 | 0.22 | 1 | | 01/06/22 16:59 | 79-34-5 | |
| Tetrachloroethene | ND | ug/L | 0.50 | 0.29 | 1 | | 01/06/22 16:59 | 127-18-4 | |
| Toluene | ND | ug/L | 0.50 | 0.48 | 1 | | 01/06/22 16:59 | 108-88-3 | |
| 1,2,3-Trichlorobenzene | ND | ug/L | 2.0 | 0.81 | 1 | | 01/06/22 16:59 | 87-61-6 | |
| 1,2,4-Trichlorobenzene | ND | ug/L | 2.0 | 0.64 | 1 | | 01/06/22 16:59 | 120-82-1 | |
| 1,1,1-Trichloroethane | ND | ug/L | 0.50 | 0.33 | 1 | | 01/06/22 16:59 | 71-55-6 | |
| 1,1,2-Trichloroethane | ND | ug/L | 0.50 | 0.32 | 1 | | 01/06/22 16:59 | 79-00-5 | |
| Trichloroethene | ND | ug/L | 0.50 | 0.38 | 1 | | 01/06/22 16:59 | 79-01-6 | |
| Trichlorofluoromethane | ND | ug/L | 1.0 | 0.30 | 1 | | 01/06/22 16:59 | 75-69-4 | |
| 1,2,3-Trichloropropane | ND | ug/L | 0.50 | 0.26 | 1 | | 01/06/22 16:59 | 96-18-4 | |
| 1,2,4-Trimethylbenzene | ND | ug/L | 0.50 | 0.50 | 1 | | 01/06/22 16:59 | 95-63-6 | |
| 1,3,5-Trimethylbenzene | ND | ug/L | 0.50 | 0.33 | 1 | | 01/06/22 16:59 | 108-67-8 | |
| Vinyl chloride | ND | ug/L | 1.0 | 0.39 | 1 | | 01/06/22 16:59 | 75-01-4 | |
| m&p-Xylene | ND | ug/L | 1.0 | 0.71 | 1 | | 01/06/22 16:59 | 179601-23-1 | |
| o-Xylene | ND | ug/L | 0.50 | 0.34 | 1 | | 01/06/22 16:59 | 95-47-6 | |
| ***Surrogates*** | | | | | | | | | |
| 1,2-Dichloroethane-d4 (S) | 93 | % | 70-130 | | 1 | | 01/06/22 16:59 | 17060-07-0 | |
| 4-Bromofluorobenzene (S) | 95 | % | 70-130 | | 1 | | 01/06/22 16:59 | 460-00-4 | |
| Toluene-d8 (S) | 104 | % | 70-130 | | 1 | | 01/06/22 16:59 | 2037-26-5 | |

## REPORT OF LABORATORY ANALYSIS

This report shall not be reproduced, except in full,
without the written consent of Pace Analytical Services, LLC.

**Pace Analytical Services, LLC**
9800 Kincey Ave. Suite 100
Huntersville, NC 28078
(704)875-9092

## ANALYTICAL RESULTS

Project: CPC HUNTERSVILLE
Pace Project No.: 92581193

**Sample: TRIP BLANK** **Lab ID: 92581193004** Collected: 01/05/22 00:00 Received: 01/05/22 17:30 Matrix: Water

| Parameters | Results | Units | Report Limit | MDL | DF | Prepared | Analyzed | CAS No. | Qual |
|---|---|---|---|---|---|---|---|---|---|
| **6200B MSV** | Analytical Method: SM 6200B<br>Pace Analytical Services - Charlotte | | | | | | | | |
| Benzene | ND | ug/L | 0.50 | 0.34 | 1 | | 01/06/22 16:23 | 71-43-2 | |
| Bromobenzene | ND | ug/L | 0.50 | 0.29 | 1 | | 01/06/22 16:23 | 108-86-1 | |
| Bromochloromethane | ND | ug/L | 0.50 | 0.47 | 1 | | 01/06/22 16:23 | 74-97-5 | |
| Bromodichloromethane | ND | ug/L | 0.50 | 0.31 | 1 | | 01/06/22 16:23 | 75-27-4 | |
| Bromoform | ND | ug/L | 0.50 | 0.34 | 1 | | 01/06/22 16:23 | 75-25-2 | |
| Bromomethane | ND | ug/L | 5.0 | 1.7 | 1 | | 01/06/22 16:23 | 74-83-9 | |
| n-Butylbenzene | ND | ug/L | 0.50 | 0.49 | 1 | | 01/06/22 16:23 | 104-51-8 | |
| sec-Butylbenzene | ND | ug/L | 0.50 | 0.40 | 1 | | 01/06/22 16:23 | 135-98-8 | |
| tert-Butylbenzene | ND | ug/L | 0.50 | 0.32 | 1 | | 01/06/22 16:23 | 98-06-6 | |
| Carbon tetrachloride | ND | ug/L | 0.50 | 0.33 | 1 | | 01/06/22 16:23 | 56-23-5 | |
| Chlorobenzene | ND | ug/L | 0.50 | 0.28 | 1 | | 01/06/22 16:23 | 108-90-7 | |
| Chloroethane | ND | ug/L | 1.0 | 0.65 | 1 | | 01/06/22 16:23 | 75-00-3 | |
| Chloroform | ND | ug/L | 0.50 | 0.35 | 1 | | 01/06/22 16:23 | 67-66-3 | |
| Chloromethane | ND | ug/L | 1.0 | 0.54 | 1 | | 01/06/22 16:23 | 74-87-3 | |
| 2-Chlorotoluene | ND | ug/L | 0.50 | 0.32 | 1 | | 01/06/22 16:23 | 95-49-8 | |
| 4-Chlorotoluene | ND | ug/L | 0.50 | 0.32 | 1 | | 01/06/22 16:23 | 106-43-4 | |
| 1,2-Dibromo-3-chloropropane | ND | ug/L | 1.0 | 0.34 | 1 | | 01/06/22 16:23 | 96-12-8 | |
| Dibromochloromethane | ND | ug/L | 0.50 | 0.36 | 1 | | 01/06/22 16:23 | 124-48-1 | |
| 1,2-Dibromoethane (EDB) | ND | ug/L | 0.50 | 0.27 | 1 | | 01/06/22 16:23 | 106-93-4 | |
| Dibromomethane | ND | ug/L | 0.50 | 0.39 | 1 | | 01/06/22 16:23 | 74-95-3 | |
| 1,2-Dichlorobenzene | ND | ug/L | 0.50 | 0.34 | 1 | | 01/06/22 16:23 | 95-50-1 | |
| 1,3-Dichlorobenzene | ND | ug/L | 0.50 | 0.34 | 1 | | 01/06/22 16:23 | 541-73-1 | |
| 1,4-Dichlorobenzene | ND | ug/L | 0.50 | 0.33 | 1 | | 01/06/22 16:23 | 106-46-7 | |
| Dichlorodifluoromethane | ND | ug/L | 0.50 | 0.35 | 1 | | 01/06/22 16:23 | 75-71-8 | |
| 1,1-Dichloroethane | ND | ug/L | 0.50 | 0.37 | 1 | | 01/06/22 16:23 | 75-34-3 | |
| 1,2-Dichloroethane | ND | ug/L | 0.50 | 0.32 | 1 | | 01/06/22 16:23 | 107-06-2 | |
| 1,1-Dichloroethene | ND | ug/L | 0.50 | 0.35 | 1 | | 01/06/22 16:23 | 75-35-4 | |
| cis-1,2-Dichloroethene | ND | ug/L | 0.50 | 0.38 | 1 | | 01/06/22 16:23 | 156-59-2 | |
| trans-1,2-Dichloroethene | ND | ug/L | 0.50 | 0.40 | 1 | | 01/06/22 16:23 | 156-60-5 | |
| 1,2-Dichloropropane | ND | ug/L | 0.50 | 0.36 | 1 | | 01/06/22 16:23 | 78-87-5 | |
| 1,3-Dichloropropane | ND | ug/L | 0.50 | 0.28 | 1 | | 01/06/22 16:23 | 142-28-9 | |
| 2,2-Dichloropropane | ND | ug/L | 0.50 | 0.39 | 1 | | 01/06/22 16:23 | 594-20-7 | |
| 1,1-Dichloropropene | ND | ug/L | 0.50 | 0.43 | 1 | | 01/06/22 16:23 | 563-58-6 | |
| cis-1,3-Dichloropropene | ND | ug/L | 0.50 | 0.36 | 1 | | 01/06/22 16:23 | 10061-01-5 | |
| trans-1,3-Dichloropropene | ND | ug/L | 0.50 | 0.36 | 1 | | 01/06/22 16:23 | 10061-02-6 | |
| Diisopropyl ether | ND | ug/L | 0.50 | 0.31 | 1 | | 01/06/22 16:23 | 108-20-3 | |
| Ethylbenzene | ND | ug/L | 0.50 | 0.30 | 1 | | 01/06/22 16:23 | 100-41-4 | |
| Hexachloro-1,3-butadiene | ND | ug/L | 2.0 | 1.5 | 1 | | 01/06/22 16:23 | 87-68-3 | |
| Isopropylbenzene (Cumene) | ND | ug/L | 0.50 | 0.33 | 1 | | 01/06/22 16:23 | 98-82-8 | |
| Methylene Chloride | ND | ug/L | 2.0 | 2.0 | 1 | | 01/06/22 16:23 | 75-09-2 | |
| Methyl-tert-butyl ether | ND | ug/L | 0.50 | 0.42 | 1 | | 01/06/22 16:23 | 1634-04-4 | |
| Naphthalene | ND | ug/L | 2.0 | 0.64 | 1 | | 01/06/22 16:23 | 91-20-3 | |
| n-Propylbenzene | ND | ug/L | 0.50 | 0.34 | 1 | | 01/06/22 16:23 | 103-65-1 | |
| Styrene | ND | ug/L | 0.50 | 0.29 | 1 | | 01/06/22 16:23 | 100-42-5 | |
| 1,1,1,2-Tetrachloroethane | ND | ug/L | 0.50 | 0.31 | 1 | | 01/06/22 16:23 | 630-20-6 | |

## REPORT OF LABORATORY ANALYSIS

This report shall not be reproduced, except in full,
without the written consent of Pace Analytical Services, LLC.

**Pace Analytical Services, LLC**
9800 Kincey Ave. Suite 100
Huntersville, NC 28078
(704)875-9092

## ANALYTICAL RESULTS

Project: CPC HUNTERSVILLE
Pace Project No.: 92581193

**Sample: TRIP BLANK** **Lab ID: 92581193004** Collected: 01/05/22 00:00 Received: 01/05/22 17:30 Matrix: Water

| Parameters | Results | Units | Report Limit | MDL | DF | Prepared | Analyzed | CAS No. | Qual |
|---|---|---|---|---|---|---|---|---|---|
| **6200B MSV** | Analytical Method: SM 6200B<br>Pace Analytical Services - Charlotte | | | | | | | | |
| 1,1,2,2-Tetrachloroethane | ND | ug/L | 0.50 | 0.22 | 1 | | 01/06/22 16:23 | 79-34-5 | |
| Tetrachloroethene | ND | ug/L | 0.50 | 0.29 | 1 | | 01/06/22 16:23 | 127-18-4 | |
| Toluene | ND | ug/L | 0.50 | 0.48 | 1 | | 01/06/22 16:23 | 108-88-3 | |
| 1,2,3-Trichlorobenzene | ND | ug/L | 2.0 | 0.81 | 1 | | 01/06/22 16:23 | 87-61-6 | |
| 1,2,4-Trichlorobenzene | ND | ug/L | 2.0 | 0.64 | 1 | | 01/06/22 16:23 | 120-82-1 | |
| 1,1,1-Trichloroethane | ND | ug/L | 0.50 | 0.33 | 1 | | 01/06/22 16:23 | 71-55-6 | |
| 1,1,2-Trichloroethane | ND | ug/L | 0.50 | 0.32 | 1 | | 01/06/22 16:23 | 79-00-5 | |
| Trichloroethene | ND | ug/L | 0.50 | 0.38 | 1 | | 01/06/22 16:23 | 79-01-6 | |
| Trichlorofluoromethane | ND | ug/L | 1.0 | 0.30 | 1 | | 01/06/22 16:23 | 75-69-4 | |
| 1,2,3-Trichloropropane | ND | ug/L | 0.50 | 0.26 | 1 | | 01/06/22 16:23 | 96-18-4 | |
| 1,2,4-Trimethylbenzene | ND | ug/L | 0.50 | 0.50 | 1 | | 01/06/22 16:23 | 95-63-6 | |
| 1,3,5-Trimethylbenzene | ND | ug/L | 0.50 | 0.33 | 1 | | 01/06/22 16:23 | 108-67-8 | |
| Vinyl chloride | ND | ug/L | 1.0 | 0.39 | 1 | | 01/06/22 16:23 | 75-01-4 | |
| m&p-Xylene | ND | ug/L | 1.0 | 0.71 | 1 | | 01/06/22 16:23 | 179601-23-1 | |
| o-Xylene | ND | ug/L | 0.50 | 0.34 | 1 | | 01/06/22 16:23 | 95-47-6 | |
| ***Surrogates*** | | | | | | | | | |
| 1,2-Dichloroethane-d4 (S) | 90 | % | 70-130 | | 1 | | 01/06/22 16:23 | 17060-07-0 | |
| 4-Bromofluorobenzene (S) | 94 | % | 70-130 | | 1 | | 01/06/22 16:23 | 460-00-4 | |
| Toluene-d8 (S) | 102 | % | 70-130 | | 1 | | 01/06/22 16:23 | 2037-26-5 | |

## REPORT OF LABORATORY ANALYSIS

This report shall not be reproduced, except in full,
without the written consent of Pace Analytical Services, LLC.

**Pace Analytical Services, LLC**
9800 Kincey Ave. Suite 100
Huntersville, NC 28078
(704)875-9092

## QUALITY CONTROL DATA

Project: CPC HUNTERSVILLE
Pace Project No.: 92581193

QC Batch: 670254
QC Batch Method: MADEP VPH
Analysis Method: MADEP VPH
Analysis Description: VPH NC Water
Laboratory: Pace Analytical Services - Charlotte
Associated Lab Samples: 92581193001, 92581193002, 92581193003

METHOD BLANK: 3509622 Matrix: Water
Associated Lab Samples: 92581193001, 92581193002, 92581193003

| Parameter | Units | Blank Result | Reporting Limit | MDL | Analyzed | Qualifiers |
|---|---|---|---|---|---|---|
| Aliphatic (C05-C08) | ug/L | ND | 50.0 | 50.0 | 01/06/22 19:43 | N2 |
| Aromatic (C09-C10) | ug/L | ND | 50.0 | 50.0 | 01/06/22 19:43 | N2 |
| 4-Bromofluorobenzene (FID) (S) | % | 99 | 70-130 | | 01/06/22 19:43 | |
| 4-Bromofluorobenzene (PID) (S) | % | 83 | 70-130 | | 01/06/22 19:43 | |

LABORATORY CONTROL SAMPLE & LCSD: 3509623 3509624

| Parameter | Units | Spike Conc. | LCS Result | LCSD Result | LCS % Rec | LCSD % Rec | % Rec Limits | RPD | Max RPD | Qualifiers |
|---|---|---|---|---|---|---|---|---|---|---|
| Aliphatic (C05-C08) | ug/L | 300 | 282 | 285 | 94 | 95 | 70-130 | 1 | 25 | N2 |
| Aromatic (C09-C10) | ug/L | 100 | 88.1 | 88.7 | 88 | 89 | 70-130 | 1 | 25 | N2 |
| 4-Bromofluorobenzene (FID) (S) | % | | | | 99 | 101 | 70-130 | | | |
| 4-Bromofluorobenzene (PID) (S) | % | | | | 80 | 82 | 70-130 | | | |

**Results presented on this page are in the units indicated by the "Units" column except where an alternate unit is presented to the right of the result.**

## REPORT OF LABORATORY ANALYSIS

This report shall not be reproduced, except in full,
without the written consent of Pace Analytical Services, LLC.

**Pace Analytical Services, LLC**
9800 Kincey Ave. Suite 100
Huntersville, NC 28078
(704)875-9092

## QUALITY CONTROL DATA

Project: CPC HUNTERSVILLE
Pace Project No.: 92581193

QC Batch: 670189
QC Batch Method: EPA 3010A
Analysis Method: EPA 6020B
Analysis Description: 6020 MET
Laboratory: Pace Analytical Services - Asheville
Associated Lab Samples: 92581193002

METHOD BLANK: 3509060 Matrix: Water
Associated Lab Samples: 92581193002

| Parameter | Units | Blank Result | Reporting Limit | MDL | Analyzed | Qualifiers |
|---|---|---|---|---|---|---|
| Lead | ug/L | ND | 5.0 | 0.077 | 01/07/22 11:45 | |

LABORATORY CONTROL SAMPLE: 3509061

| Parameter | Units | Spike Conc. | LCS Result | LCS % Rec | % Rec Limits | Qualifiers |
|---|---|---|---|---|---|---|
| Lead | ug/L | 50 | 50.8 | 102 | 80-120 | |

MATRIX SPIKE & MATRIX SPIKE DUPLICATE: 3509062 3509063

| Parameter | Units | 92580955012 Result | MS Spike Conc. | MSD Spike Conc. | MS Result | MSD Result | MS % Rec | MSD % Rec | % Rec Limits | RPD | Max RPD | Qual |
|---|---|---|---|---|---|---|---|---|---|---|---|---|
| Lead | ug/L | ND | 50 | 50 | 49.4 | 49.2 | 99 | 98 | 75-125 | 0 | 20 | |

**Results presented on this page are in the units indicated by the "Units" column except where an alternate unit is presented to the right of the result.**

## REPORT OF LABORATORY ANALYSIS

This report shall not be reproduced, except in full,
without the written consent of Pace Analytical Services, LLC.

**Pace Analytical Services, LLC**
9800 Kincey Ave. Suite 100
Huntersville, NC 28078
(704)875-9092

## QUALITY CONTROL DATA

Project: CPC HUNTERSVILLE
Pace Project No.: 92581193

QC Batch: 670322
QC Batch Method: EPA 3010A
Analysis Method: EPA 6020B
Analysis Description: 6020 MET
Laboratory: Pace Analytical Services - Asheville
Associated Lab Samples: 92581193001

METHOD BLANK: 3509818 Matrix: Water
Associated Lab Samples: 92581193001

| Parameter | Units | Blank Result | Reporting Limit | MDL | Analyzed | Qualifiers |
|---|---|---|---|---|---|---|
| Lead | ug/L | ND | 5.0 | 0.077 | 01/07/22 20:21 | |

LABORATORY CONTROL SAMPLE: 3509819

| Parameter | Units | Spike Conc. | LCS Result | LCS % Rec | % Rec Limits | Qualifiers |
|---|---|---|---|---|---|---|
| Lead | ug/L | 50 | 45.2 | 90 | 80-120 | |

MATRIX SPIKE & MATRIX SPIKE DUPLICATE: 3509820 3509821

| Parameter | Units | 92581187001 Result | MS Spike Conc. | MSD Spike Conc. | MS Result | MSD Result | MS % Rec | MSD % Rec | % Rec Limits | RPD | Max RPD | Qual |
|---|---|---|---|---|---|---|---|---|---|---|---|---|
| Lead | ug/L | | 50 | 50 | 47.5 | 45.6 | 95 | 91 | 75-125 | 4 | 20 | |

**Results presented on this page are in the units indicated by the "Units" column except where an alternate unit is presented to the right of the result.**

## REPORT OF LABORATORY ANALYSIS

This report shall not be reproduced, except in full,
without the written consent of Pace Analytical Services, LLC.

Pace Analytical Services, LLC
9800 Kincey Ave. Suite 100
Huntersville, NC 28078
(704)875-9092

## QUALITY CONTROL DATA

Project: CPC HUNTERSVILLE
Pace Project No.: 92581193

QC Batch: 670132
QC Batch Method: SM 6200B
Analysis Method: SM 6200B
Analysis Description: 6200B MSV
Laboratory: Pace Analytical Services - Charlotte
Associated Lab Samples: 92581193002, 92581193003, 92581193004

METHOD BLANK: 3508643 Matrix: Water
Associated Lab Samples: 92581193002, 92581193003, 92581193004

| Parameter | Units | Blank Result | Reporting Limit | MDL | Analyzed | Qualifiers |
|---|---|---|---|---|---|---|
| 1,1,1,2-Tetrachloroethane | ug/L | ND | 0.50 | 0.31 | 01/06/22 16:04 | |
| 1,1,1-Trichloroethane | ug/L | ND | 0.50 | 0.33 | 01/06/22 16:04 | |
| 1,1,2,2-Tetrachloroethane | ug/L | ND | 0.50 | 0.22 | 01/06/22 16:04 | |
| 1,1,2-Trichloroethane | ug/L | ND | 0.50 | 0.32 | 01/06/22 16:04 | |
| 1,1-Dichloroethane | ug/L | ND | 0.50 | 0.37 | 01/06/22 16:04 | |
| 1,1-Dichloroethene | ug/L | ND | 0.50 | 0.35 | 01/06/22 16:04 | |
| 1,1-Dichloropropene | ug/L | ND | 0.50 | 0.43 | 01/06/22 16:04 | |
| 1,2,3-Trichlorobenzene | ug/L | ND | 2.0 | 0.81 | 01/06/22 16:04 | |
| 1,2,3-Trichloropropane | ug/L | ND | 0.50 | 0.26 | 01/06/22 16:04 | |
| 1,2,4-Trichlorobenzene | ug/L | ND | 2.0 | 0.64 | 01/06/22 16:04 | |
| 1,2,4-Trimethylbenzene | ug/L | ND | 0.50 | 0.50 | 01/06/22 16:04 | |
| 1,2-Dibromo-3-chloropropane | ug/L | ND | 1.0 | 0.34 | 01/06/22 16:04 | |
| 1,2-Dibromoethane (EDB) | ug/L | ND | 0.50 | 0.27 | 01/06/22 16:04 | |
| 1,2-Dichlorobenzene | ug/L | ND | 0.50 | 0.34 | 01/06/22 16:04 | |
| 1,2-Dichloroethane | ug/L | ND | 0.50 | 0.32 | 01/06/22 16:04 | |
| 1,2-Dichloropropane | ug/L | ND | 0.50 | 0.36 | 01/06/22 16:04 | |
| 1,3,5-Trimethylbenzene | ug/L | ND | 0.50 | 0.33 | 01/06/22 16:04 | |
| 1,3-Dichlorobenzene | ug/L | ND | 0.50 | 0.34 | 01/06/22 16:04 | |
| 1,3-Dichloropropane | ug/L | ND | 0.50 | 0.28 | 01/06/22 16:04 | |
| 1,4-Dichlorobenzene | ug/L | ND | 0.50 | 0.33 | 01/06/22 16:04 | |
| 2,2-Dichloropropane | ug/L | ND | 0.50 | 0.39 | 01/06/22 16:04 | |
| 2-Chlorotoluene | ug/L | ND | 0.50 | 0.32 | 01/06/22 16:04 | |
| 4-Chlorotoluene | ug/L | ND | 0.50 | 0.32 | 01/06/22 16:04 | |
| Benzene | ug/L | ND | 0.50 | 0.34 | 01/06/22 16:04 | |
| Bromobenzene | ug/L | ND | 0.50 | 0.29 | 01/06/22 16:04 | |
| Bromochloromethane | ug/L | ND | 0.50 | 0.47 | 01/06/22 16:04 | |
| Bromodichloromethane | ug/L | ND | 0.50 | 0.31 | 01/06/22 16:04 | |
| Bromoform | ug/L | ND | 0.50 | 0.34 | 01/06/22 16:04 | |
| Bromomethane | ug/L | ND | 5.0 | 1.7 | 01/06/22 16:04 | |
| Carbon tetrachloride | ug/L | ND | 0.50 | 0.33 | 01/06/22 16:04 | |
| Chlorobenzene | ug/L | ND | 0.50 | 0.28 | 01/06/22 16:04 | |
| Chloroethane | ug/L | ND | 1.0 | 0.65 | 01/06/22 16:04 | |
| Chloroform | ug/L | ND | 0.50 | 0.35 | 01/06/22 16:04 | |
| Chloromethane | ug/L | ND | 1.0 | 0.54 | 01/06/22 16:04 | |
| cis-1,2-Dichloroethene | ug/L | ND | 0.50 | 0.38 | 01/06/22 16:04 | |
| cis-1,3-Dichloropropene | ug/L | ND | 0.50 | 0.36 | 01/06/22 16:04 | |
| Dibromochloromethane | ug/L | ND | 0.50 | 0.36 | 01/06/22 16:04 | |
| Dibromomethane | ug/L | ND | 0.50 | 0.39 | 01/06/22 16:04 | |
| Dichlorodifluoromethane | ug/L | ND | 0.50 | 0.35 | 01/06/22 16:04 | |
| Diisopropyl ether | ug/L | ND | 0.50 | 0.31 | 01/06/22 16:04 | |

**Results presented on this page are in the units indicated by the "Units" column except where an alternate unit is presented to the right of the result.**

## REPORT OF LABORATORY ANALYSIS

This report shall not be reproduced, except in full,
without the written consent of Pace Analytical Services, LLC.

Pace Analytical Services, LLC
9800 Kincey Ave. Suite 100
Huntersville, NC 28078
(704)875-9092

## QUALITY CONTROL DATA

Project: CPC HUNTERSVILLE
Pace Project No.: 92581193

METHOD BLANK: 3508643 Matrix: Water
Associated Lab Samples: 92581193002, 92581193003, 92581193004

| Parameter | Units | Blank Result | Reporting Limit | MDL | Analyzed | Qualifiers |
|---|---|---|---|---|---|---|
| Ethylbenzene | ug/L | ND | 0.50 | 0.30 | 01/06/22 16:04 | |
| Hexachloro-1,3-butadiene | ug/L | ND | 2.0 | 1.5 | 01/06/22 16:04 | |
| Isopropylbenzene (Cumene) | ug/L | ND | 0.50 | 0.33 | 01/06/22 16:04 | |
| m&p-Xylene | ug/L | ND | 1.0 | 0.71 | 01/06/22 16:04 | |
| Methyl-tert-butyl ether | ug/L | ND | 0.50 | 0.42 | 01/06/22 16:04 | |
| Methylene Chloride | ug/L | ND | 2.0 | 2.0 | 01/06/22 16:04 | |
| n-Butylbenzene | ug/L | ND | 0.50 | 0.49 | 01/06/22 16:04 | |
| n-Propylbenzene | ug/L | ND | 0.50 | 0.34 | 01/06/22 16:04 | |
| Naphthalene | ug/L | ND | 2.0 | 0.64 | 01/06/22 16:04 | |
| o-Xylene | ug/L | ND | 0.50 | 0.34 | 01/06/22 16:04 | |
| sec-Butylbenzene | ug/L | ND | 0.50 | 0.40 | 01/06/22 16:04 | |
| Styrene | ug/L | ND | 0.50 | 0.29 | 01/06/22 16:04 | |
| tert-Butylbenzene | ug/L | ND | 0.50 | 0.32 | 01/06/22 16:04 | |
| Tetrachloroethene | ug/L | ND | 0.50 | 0.29 | 01/06/22 16:04 | |
| Toluene | ug/L | ND | 0.50 | 0.48 | 01/06/22 16:04 | |
| trans-1,2-Dichloroethene | ug/L | ND | 0.50 | 0.40 | 01/06/22 16:04 | |
| trans-1,3-Dichloropropene | ug/L | ND | 0.50 | 0.36 | 01/06/22 16:04 | |
| Trichloroethene | ug/L | ND | 0.50 | 0.38 | 01/06/22 16:04 | |
| Trichlorofluoromethane | ug/L | ND | 1.0 | 0.30 | 01/06/22 16:04 | |
| Vinyl chloride | ug/L | ND | 1.0 | 0.39 | 01/06/22 16:04 | |
| 1,2-Dichloroethane-d4 (S) | % | 88 | 70-130 | | 01/06/22 16:04 | |
| 4-Bromofluorobenzene (S) | % | 96 | 70-130 | | 01/06/22 16:04 | |
| Toluene-d8 (S) | % | 100 | 70-130 | | 01/06/22 16:04 | |

LABORATORY CONTROL SAMPLE: 3508644

| Parameter | Units | Spike Conc. | LCS Result | LCS % Rec | % Rec Limits | Qualifiers |
|---|---|---|---|---|---|---|
| 1,1,1,2-Tetrachloroethane | ug/L | 50 | 51.6 | 103 | 60-140 | |
| 1,1,1-Trichloroethane | ug/L | 50 | 48.2 | 96 | 60-140 | |
| 1,1,2,2-Tetrachloroethane | ug/L | 50 | 51.5 | 103 | 60-140 | |
| 1,1,2-Trichloroethane | ug/L | 50 | 58.8 | 118 | 60-140 | |
| 1,1-Dichloroethane | ug/L | 50 | 55.5 | 111 | 60-140 | |
| 1,1-Dichloroethene | ug/L | 50 | 53.2 | 106 | 60-140 | |
| 1,1-Dichloropropene | ug/L | 50 | 51.4 | 103 | 60-140 | |
| 1,2,3-Trichlorobenzene | ug/L | 50 | 53.6 | 107 | 60-140 | |
| 1,2,3-Trichloropropane | ug/L | 50 | 46.5 | 93 | 60-140 | |
| 1,2,4-Trichlorobenzene | ug/L | 50 | 56.4 | 113 | 60-140 | |
| 1,2,4-Trimethylbenzene | ug/L | 50 | 54.9 | 110 | 60-140 | |
| 1,2-Dibromo-3-chloropropane | ug/L | 50 | 45.5 | 91 | 60-140 | |
| 1,2-Dibromoethane (EDB) | ug/L | 50 | 53.3 | 107 | 60-140 | |
| 1,2-Dichlorobenzene | ug/L | 50 | 54.1 | 108 | 60-140 | |
| 1,2-Dichloroethane | ug/L | 50 | 45.4 | 91 | 60-140 | |
| 1,2-Dichloropropane | ug/L | 50 | 56.0 | 112 | 60-140 | |
| 1,3,5-Trimethylbenzene | ug/L | 50 | 55.5 | 111 | 60-140 | |

**Results presented on this page are in the units indicated by the "Units" column except where an alternate unit is presented to the right of the result.**

## REPORT OF LABORATORY ANALYSIS

This report shall not be reproduced, except in full,
without the written consent of Pace Analytical Services, LLC.

**Pace Analytical Services, LLC**
9800 Kincey Ave. Suite 100
Huntersville, NC 28078
(704)875-9092

## QUALITY CONTROL DATA

Project: CPC HUNTERSVILLE
Pace Project No.: 92581193

LABORATORY CONTROL SAMPLE: 3508644

| Parameter | Units | Spike Conc. | LCS Result | LCS % Rec | % Rec Limits | Qualifiers |
|---|---|---|---|---|---|---|
| 1,3-Dichlorobenzene | ug/L | 50 | 54.2 | 108 | 60-140 | |
| 1,3-Dichloropropane | ug/L | 50 | 52.9 | 106 | 60-140 | |
| 1,4-Dichlorobenzene | ug/L | 50 | 54.3 | 109 | 60-140 | |
| 2,2-Dichloropropane | ug/L | 50 | 51.9 | 104 | 60-140 | |
| 2-Chlorotoluene | ug/L | 50 | 54.9 | 110 | 60-140 | |
| 4-Chlorotoluene | ug/L | 50 | 53.1 | 106 | 60-140 | |
| Benzene | ug/L | 50 | 57.0 | 114 | 60-140 | |
| Bromobenzene | ug/L | 50 | 53.4 | 107 | 60-140 | |
| Bromochloromethane | ug/L | 50 | 57.4 | 115 | 60-140 | |
| Bromodichloromethane | ug/L | 50 | 52.7 | 105 | 60-140 | |
| Bromoform | ug/L | 50 | 50.7 | 101 | 60-140 | |
| Bromomethane | ug/L | 50 | 59.4 | 119 | 60-140 | |
| Carbon tetrachloride | ug/L | 50 | 45.6 | 91 | 60-140 | |
| Chlorobenzene | ug/L | 50 | 56.8 | 114 | 60-140 | |
| Chloroethane | ug/L | 50 | 54.7 | 109 | 60-140 | |
| Chloroform | ug/L | 50 | 52.0 | 104 | 60-140 | |
| Chloromethane | ug/L | 50 | 50.1 | 100 | 60-140 | |
| cis-1,2-Dichloroethene | ug/L | 50 | 50.3 | 101 | 60-140 | |
| cis-1,3-Dichloropropene | ug/L | 50 | 54.3 | 109 | 60-140 | |
| Dibromochloromethane | ug/L | 50 | 52.8 | 106 | 60-140 | |
| Dibromomethane | ug/L | 50 | 58.0 | 116 | 60-140 | |
| Dichlorodifluoromethane | ug/L | 50 | 40.9 | 82 | 60-140 | |
| Diisopropyl ether | ug/L | 50 | 49.7 | 99 | 60-140 | |
| Ethylbenzene | ug/L | 50 | 55.1 | 110 | 60-140 | |
| Hexachloro-1,3-butadiene | ug/L | 50 | 49.4 | 99 | 60-140 | |
| Isopropylbenzene (Cumene) | ug/L | 50 | 58.5 | 117 | 60-140 | |
| m&p-Xylene | ug/L | 100 | 111 | 111 | 60-140 | |
| Methyl-tert-butyl ether | ug/L | 50 | 51.8 | 104 | 60-140 | |
| Methylene Chloride | ug/L | 50 | 52.0 | 104 | 60-140 | |
| n-Butylbenzene | ug/L | 50 | 54.5 | 109 | 60-140 | |
| n-Propylbenzene | ug/L | 50 | 55.0 | 110 | 60-140 | |
| Naphthalene | ug/L | 50 | 50.8 | 102 | 60-140 | |
| o-Xylene | ug/L | 50 | 55.2 | 110 | 60-140 | |
| sec-Butylbenzene | ug/L | 50 | 54.7 | 109 | 60-140 | |
| Styrene | ug/L | 50 | 55.7 | 111 | 60-140 | |
| tert-Butylbenzene | ug/L | 50 | 46.5 | 93 | 60-140 | |
| Tetrachloroethene | ug/L | 50 | 49.8 | 100 | 60-140 | |
| Toluene | ug/L | 50 | 58.2 | 116 | 60-140 | |
| trans-1,2-Dichloroethene | ug/L | 50 | 54.8 | 110 | 60-140 | |
| trans-1,3-Dichloropropene | ug/L | 50 | 53.8 | 108 | 60-140 | |
| Trichloroethene | ug/L | 50 | 56.2 | 112 | 60-140 | |
| Trichlorofluoromethane | ug/L | 50 | 41.7 | 83 | 60-140 | |
| Vinyl chloride | ug/L | 50 | 55.6 | 111 | 60-140 | |
| 1,2-Dichloroethane-d4 (S) | % | | | 87 | 70-130 | |
| 4-Bromofluorobenzene (S) | % | | | 99 | 70-130 | |
| Toluene-d8 (S) | % | | | 103 | 70-130 | |

**Results presented on this page are in the units indicated by the "Units" column except where an alternate unit is presented to the right of the result.**

## REPORT OF LABORATORY ANALYSIS

This report shall not be reproduced, except in full,
without the written consent of Pace Analytical Services, LLC.

**Pace Analytical Services, LLC**
9800 Kincey Ave. Suite 100
Huntersville, NC 28078
(704)875-9092

## QUALITY CONTROL DATA

Project: CPC HUNTERSVILLE
Pace Project No.: 92581193

MATRIX SPIKE & MATRIX SPIKE DUPLICATE: 3508645 3508646

| Parameter | Units | 92583209015 Result | MS Spike Conc. | MSD Spike Conc. | MS Result | MSD Result | MS % Rec | MSD % Rec | % Rec Limits | RPD | Max RPD | Qual |
|---|---|---|---|---|---|---|---|---|---|---|---|---|
| 1,1,1,2-Tetrachloroethane | ug/L | ND | 20 | 20 | 19.0 | 20.4 | 95 | 102 | 60-140 | 7 | 30 | |
| 1,1,1-Trichloroethane | ug/L | ND | 20 | 20 | 18.2 | 19.4 | 91 | 97 | 60-140 | 6 | 30 | |
| 1,1,2,2-Tetrachloroethane | ug/L | ND | 20 | 20 | 19.4 | 20.5 | 97 | 102 | 60-140 | 5 | 30 | |
| 1,1,2-Trichloroethane | ug/L | ND | 20 | 20 | 22.1 | 23.2 | 110 | 116 | 60-140 | 5 | 30 | |
| 1,1-Dichloroethane | ug/L | ND | 20 | 20 | 21.1 | 22.0 | 105 | 110 | 60-140 | 4 | 30 | |
| 1,1-Dichloroethene | ug/L | ND | 20 | 20 | 20.5 | 21.0 | 102 | 105 | 60-140 | 3 | 30 | |
| 1,1-Dichloropropene | ug/L | ND | 20 | 20 | 19.8 | 20.8 | 99 | 104 | 60-140 | 5 | 30 | |
| 1,2,3-Trichlorobenzene | ug/L | ND | 20 | 20 | 18.9 | 21.6 | 94 | 108 | 60-140 | 13 | 30 | |
| 1,2,3-Trichloropropane | ug/L | ND | 20 | 20 | 17.1 | 18.5 | 86 | 92 | 60-140 | 8 | 30 | |
| 1,2,4-Trichlorobenzene | ug/L | ND | 20 | 20 | 19.9 | 23.0 | 99 | 115 | 60-140 | 15 | 30 | |
| 1,2,4-Trimethylbenzene | ug/L | ND | 20 | 20 | 20.6 | 22.5 | 103 | 113 | 60-140 | 9 | 30 | |
| 1,2-Dibromo-3-chloropropane | ug/L | ND | 20 | 20 | 15.4 | 16.3 | 77 | 81 | 60-140 | 5 | 30 | |
| 1,2-Dibromoethane (EDB) | ug/L | ND | 20 | 20 | 20.4 | 21.6 | 102 | 108 | 60-140 | 6 | 30 | |
| 1,2-Dichlorobenzene | ug/L | ND | 20 | 20 | 19.9 | 22.3 | 99 | 111 | 60-140 | 11 | 30 | |
| 1,2-Dichloroethane | ug/L | ND | 20 | 20 | 18.2 | 19.0 | 91 | 95 | 60-140 | 4 | 30 | |
| 1,2-Dichloropropane | ug/L | ND | 20 | 20 | 21.3 | 22.2 | 106 | 111 | 60-140 | 4 | 30 | |
| 1,3,5-Trimethylbenzene | ug/L | ND | 20 | 20 | 20.7 | 22.9 | 103 | 114 | 60-140 | 10 | 30 | |
| 1,3-Dichlorobenzene | ug/L | ND | 20 | 20 | 19.8 | 22.4 | 99 | 112 | 60-140 | 12 | 30 | |
| 1,3-Dichloropropane | ug/L | ND | 20 | 20 | 20.1 | 21.0 | 100 | 105 | 60-140 | 4 | 30 | |
| 1,4-Dichlorobenzene | ug/L | ND | 20 | 20 | 20.1 | 22.2 | 100 | 111 | 60-140 | 10 | 30 | |
| 2,2-Dichloropropane | ug/L | ND | 20 | 20 | 20.0 | 21.2 | 100 | 106 | 60-140 | 6 | 30 | |
| 2-Chlorotoluene | ug/L | ND | 20 | 20 | 20.5 | 22.5 | 103 | 112 | 60-140 | 9 | 30 | |
| 4-Chlorotoluene | ug/L | ND | 20 | 20 | 19.5 | 21.8 | 97 | 109 | 60-140 | 11 | 30 | |
| Benzene | ug/L | ND | 20 | 20 | 22.1 | 23.5 | 110 | 118 | 60-140 | 6 | 30 | |
| Bromobenzene | ug/L | ND | 20 | 20 | 19.8 | 21.9 | 99 | 109 | 60-140 | 10 | 30 | |
| Bromochloromethane | ug/L | ND | 20 | 20 | 22.5 | 23.1 | 113 | 115 | 60-140 | 2 | 30 | |
| Bromodichloromethane | ug/L | ND | 20 | 20 | 19.7 | 20.7 | 99 | 104 | 60-140 | 5 | 30 | |
| Bromoform | ug/L | ND | 20 | 20 | 18.1 | 19.1 | 90 | 96 | 60-140 | 6 | 30 | |
| Bromomethane | ug/L | ND | 20 | 20 | 24.2 | 25.2 | 121 | 126 | 60-140 | 4 | 30 | |
| Carbon tetrachloride | ug/L | ND | 20 | 20 | 16.8 | 17.8 | 84 | 89 | 60-140 | 6 | 30 | |
| Chlorobenzene | ug/L | ND | 20 | 20 | 21.6 | 23.0 | 108 | 115 | 60-140 | 7 | 30 | |
| Chloroethane | ug/L | ND | 20 | 20 | 24.0 | 23.1 | 120 | 116 | 60-140 | 4 | 30 | |
| Chloroform | ug/L | 1.8 | 20 | 20 | 22.4 | 23.8 | 103 | 110 | 60-140 | 6 | 30 | |
| Chloromethane | ug/L | ND | 20 | 20 | 19.7 | 19.0 | 99 | 95 | 60-140 | 4 | 30 | |
| cis-1,2-Dichloroethene | ug/L | ND | 20 | 20 | 19.8 | 20.7 | 99 | 104 | 60-140 | 5 | 30 | |
| cis-1,3-Dichloropropene | ug/L | ND | 20 | 20 | 20.1 | 21.5 | 100 | 108 | 60-140 | 7 | 30 | |
| Dibromochloromethane | ug/L | ND | 20 | 20 | 19.4 | 20.5 | 97 | 102 | 60-140 | 5 | 30 | |
| Dibromomethane | ug/L | ND | 20 | 20 | 22.0 | 22.9 | 110 | 115 | 60-140 | 4 | 30 | |
| Dichlorodifluoromethane | ug/L | ND | 20 | 20 | 13.8 | 11.3 | 69 | 56 | 60-140 | 20 | 30 | M1 |
| Diisopropyl ether | ug/L | ND | 20 | 20 | 18.7 | 20.0 | 94 | 100 | 60-140 | 7 | 30 | |
| Ethylbenzene | ug/L | ND | 20 | 20 | 21.4 | 23.1 | 107 | 115 | 60-140 | 8 | 30 | |
| Hexachloro-1,3-butadiene | ug/L | ND | 20 | 20 | 18.4 | 21.2 | 92 | 106 | 60-140 | 14 | 30 | |
| Isopropylbenzene (Cumene) | ug/L | ND | 20 | 20 | 22.4 | 24.0 | 112 | 120 | 60-140 | 7 | 30 | |
| m&p-Xylene | ug/L | ND | 40 | 40 | 42.4 | 45.8 | 106 | 114 | 60-140 | 8 | 30 | |

**Results presented on this page are in the units indicated by the "Units" column except where an alternate unit is presented to the right of the result.**

## REPORT OF LABORATORY ANALYSIS

This report shall not be reproduced, except in full,
without the written consent of Pace Analytical Services, LLC.

**Pace Analytical Services, LLC**
9800 Kincey Ave. Suite 100
Huntersville, NC 28078
(704)875-9092

## QUALITY CONTROL DATA

Project: CPC HUNTERSVILLE
Pace Project No.: 92581193

MATRIX SPIKE & MATRIX SPIKE DUPLICATE: 3508645 3508646

| Parameter | Units | 92583209015 Result | MS Spike Conc. | MSD Spike Conc. | MS Result | MSD Result | MS % Rec | MSD % Rec | % Rec Limits | RPD | Max RPD | Qual |
|---|---|---|---|---|---|---|---|---|---|---|---|---|
| Methyl-tert-butyl ether | ug/L | ND | 20 | 20 | 19.9 | 20.8 | 100 | 104 | 60-140 | 4 | 30 | |
| Methylene Chloride | ug/L | ND | 20 | 20 | 18.8 | 19.7 | 94 | 98 | 60-140 | 5 | 30 | |
| n-Butylbenzene | ug/L | ND | 20 | 20 | 20.5 | 22.6 | 102 | 113 | 60-140 | 10 | 30 | |
| n-Propylbenzene | ug/L | ND | 20 | 20 | 20.5 | 22.5 | 103 | 113 | 60-140 | 9 | 30 | |
| Naphthalene | ug/L | ND | 20 | 20 | 16.2 | 19.1 | 81 | 95 | 60-140 | 16 | 30 | |
| o-Xylene | ug/L | ND | 20 | 20 | 20.8 | 22.9 | 104 | 114 | 60-140 | 9 | 30 | |
| sec-Butylbenzene | ug/L | ND | 20 | 20 | 20.4 | 22.9 | 102 | 115 | 60-140 | 12 | 30 | |
| Styrene | ug/L | ND | 20 | 20 | 20.5 | 22.3 | 102 | 112 | 60-140 | 8 | 30 | |
| tert-Butylbenzene | ug/L | ND | 20 | 20 | 17.4 | 19.0 | 87 | 95 | 60-140 | 9 | 30 | |
| Tetrachloroethene | ug/L | ND | 20 | 20 | 19.5 | 20.8 | 98 | 104 | 60-140 | 6 | 30 | |
| Toluene | ug/L | ND | 20 | 20 | 22.3 | 23.7 | 112 | 118 | 60-140 | 6 | 30 | |
| trans-1,2-Dichloroethene | ug/L | ND | 20 | 20 | 21.3 | 22.5 | 107 | 113 | 60-140 | 6 | 30 | |
| trans-1,3-Dichloropropene | ug/L | ND | 20 | 20 | 19.8 | 21.7 | 99 | 108 | 60-140 | 9 | 30 | |
| Trichloroethene | ug/L | ND | 20 | 20 | 21.5 | 23.7 | 108 | 118 | 60-140 | 9 | 30 | |
| Trichlorofluoromethane | ug/L | ND | 20 | 20 | 16.3 | 16.2 | 82 | 81 | 60-140 | 1 | 30 | |
| Vinyl chloride | ug/L | ND | 20 | 20 | 21.8 | 21.0 | 109 | 105 | 60-140 | 4 | 30 | |
| 1,2-Dichloroethane-d4 (S) | % | | | | | | 87 | 85 | 70-130 | | | |
| 4-Bromofluorobenzene (S) | % | | | | | | 98 | 97 | 70-130 | | | |
| Toluene-d8 (S) | % | | | | | | 101 | 101 | 70-130 | | | |

**Results presented on this page are in the units indicated by the "Units" column except where an alternate unit is presented to the right of the result.**

## REPORT OF LABORATORY ANALYSIS

This report shall not be reproduced, except in full,
without the written consent of Pace Analytical Services, LLC.

**Pace Analytical Services, LLC**
9800 Kincey Ave. Suite 100
Huntersville, NC 28078
(704)875-9092

## QUALITY CONTROL DATA

Project: CPC HUNTERSVILLE
Pace Project No.: 92581193

QC Batch: 670381
QC Batch Method: SM 6200B
Analysis Method: SM 6200B
Analysis Description: 6200B MSV
Laboratory: Pace Analytical Services - Charlotte

Associated Lab Samples: 92581193001

METHOD BLANK: 3510353 Matrix: Water
Associated Lab Samples: 92581193001

| Parameter | Units | Blank Result | Reporting Limit | MDL | Analyzed | Qualifiers |
|---|---|---|---|---|---|---|
| 1,1,1,2-Tetrachloroethane | ug/L | ND | 0.50 | 0.31 | 01/07/22 13:08 | |
| 1,1,1-Trichloroethane | ug/L | ND | 0.50 | 0.33 | 01/07/22 13:08 | |
| 1,1,2,2-Tetrachloroethane | ug/L | ND | 0.50 | 0.22 | 01/07/22 13:08 | |
| 1,1,2-Trichloroethane | ug/L | ND | 0.50 | 0.32 | 01/07/22 13:08 | |
| 1,1-Dichloroethane | ug/L | ND | 0.50 | 0.37 | 01/07/22 13:08 | |
| 1,1-Dichloroethene | ug/L | ND | 0.50 | 0.35 | 01/07/22 13:08 | |
| 1,1-Dichloropropene | ug/L | ND | 0.50 | 0.43 | 01/07/22 13:08 | |
| 1,2,3-Trichlorobenzene | ug/L | ND | 2.0 | 0.81 | 01/07/22 13:08 | |
| 1,2,3-Trichloropropane | ug/L | ND | 0.50 | 0.26 | 01/07/22 13:08 | |
| 1,2,4-Trichlorobenzene | ug/L | ND | 2.0 | 0.64 | 01/07/22 13:08 | |
| 1,2,4-Trimethylbenzene | ug/L | ND | 0.50 | 0.50 | 01/07/22 13:08 | |
| 1,2-Dibromo-3-chloropropane | ug/L | ND | 1.0 | 0.34 | 01/07/22 13:08 | |
| 1,2-Dibromoethane (EDB) | ug/L | ND | 0.50 | 0.27 | 01/07/22 13:08 | |
| 1,2-Dichlorobenzene | ug/L | ND | 0.50 | 0.34 | 01/07/22 13:08 | |
| 1,2-Dichloroethane | ug/L | ND | 0.50 | 0.32 | 01/07/22 13:08 | |
| 1,2-Dichloropropane | ug/L | ND | 0.50 | 0.36 | 01/07/22 13:08 | |
| 1,3,5-Trimethylbenzene | ug/L | ND | 0.50 | 0.33 | 01/07/22 13:08 | |
| 1,3-Dichlorobenzene | ug/L | ND | 0.50 | 0.34 | 01/07/22 13:08 | |
| 1,3-Dichloropropane | ug/L | ND | 0.50 | 0.28 | 01/07/22 13:08 | |
| 1,4-Dichlorobenzene | ug/L | ND | 0.50 | 0.33 | 01/07/22 13:08 | |
| 2,2-Dichloropropane | ug/L | ND | 0.50 | 0.39 | 01/07/22 13:08 | |
| 2-Chlorotoluene | ug/L | ND | 0.50 | 0.32 | 01/07/22 13:08 | |
| 4-Chlorotoluene | ug/L | ND | 0.50 | 0.32 | 01/07/22 13:08 | |
| Benzene | ug/L | ND | 0.50 | 0.34 | 01/07/22 13:08 | |
| Bromobenzene | ug/L | ND | 0.50 | 0.29 | 01/07/22 13:08 | |
| Bromochloromethane | ug/L | ND | 0.50 | 0.47 | 01/07/22 13:08 | |
| Bromodichloromethane | ug/L | ND | 0.50 | 0.31 | 01/07/22 13:08 | |
| Bromoform | ug/L | ND | 0.50 | 0.34 | 01/07/22 13:08 | |
| Bromomethane | ug/L | ND | 5.0 | 1.7 | 01/07/22 13:08 | |
| Carbon tetrachloride | ug/L | ND | 0.50 | 0.33 | 01/07/22 13:08 | |
| Chlorobenzene | ug/L | ND | 0.50 | 0.28 | 01/07/22 13:08 | |
| Chloroethane | ug/L | ND | 1.0 | 0.65 | 01/07/22 13:08 | |
| Chloroform | ug/L | ND | 0.50 | 0.35 | 01/07/22 13:08 | |
| Chloromethane | ug/L | ND | 1.0 | 0.54 | 01/07/22 13:08 | |
| cis-1,2-Dichloroethene | ug/L | ND | 0.50 | 0.38 | 01/07/22 13:08 | |
| cis-1,3-Dichloropropene | ug/L | ND | 0.50 | 0.36 | 01/07/22 13:08 | |
| Dibromochloromethane | ug/L | ND | 0.50 | 0.36 | 01/07/22 13:08 | |
| Dibromomethane | ug/L | ND | 0.50 | 0.39 | 01/07/22 13:08 | |
| Dichlorodifluoromethane | ug/L | ND | 0.50 | 0.35 | 01/07/22 13:08 | |
| Diisopropyl ether | ug/L | ND | 0.50 | 0.31 | 01/07/22 13:08 | |

**Results presented on this page are in the units indicated by the "Units" column except where an alternate unit is presented to the right of the result.**

## REPORT OF LABORATORY ANALYSIS

This report shall not be reproduced, except in full,
without the written consent of Pace Analytical Services, LLC.

**Pace Analytical Services, LLC**
9800 Kincey Ave. Suite 100
Huntersville, NC 28078
(704)875-9092

## QUALITY CONTROL DATA

Project: CPC HUNTERSVILLE
Pace Project No.: 92581193

METHOD BLANK: 3510353 Matrix: Water
Associated Lab Samples: 92581193001

| Parameter | Units | Blank Result | Reporting Limit | MDL | Analyzed | Qualifiers |
|---|---|---|---|---|---|---|
| Ethylbenzene | ug/L | ND | 0.50 | 0.30 | 01/07/22 13:08 | |
| Hexachloro-1,3-butadiene | ug/L | ND | 2.0 | 1.5 | 01/07/22 13:08 | |
| Isopropylbenzene (Cumene) | ug/L | ND | 0.50 | 0.33 | 01/07/22 13:08 | |
| m&p-Xylene | ug/L | ND | 1.0 | 0.71 | 01/07/22 13:08 | |
| Methyl-tert-butyl ether | ug/L | ND | 0.50 | 0.42 | 01/07/22 13:08 | |
| Methylene Chloride | ug/L | ND | 2.0 | 2.0 | 01/07/22 13:08 | |
| n-Butylbenzene | ug/L | ND | 0.50 | 0.49 | 01/07/22 13:08 | |
| n-Propylbenzene | ug/L | ND | 0.50 | 0.34 | 01/07/22 13:08 | |
| Naphthalene | ug/L | ND | 2.0 | 0.64 | 01/07/22 13:08 | |
| o-Xylene | ug/L | ND | 0.50 | 0.34 | 01/07/22 13:08 | |
| sec-Butylbenzene | ug/L | ND | 0.50 | 0.40 | 01/07/22 13:08 | |
| Styrene | ug/L | ND | 0.50 | 0.29 | 01/07/22 13:08 | |
| tert-Butylbenzene | ug/L | ND | 0.50 | 0.32 | 01/07/22 13:08 | |
| Tetrachloroethene | ug/L | ND | 0.50 | 0.29 | 01/07/22 13:08 | |
| Toluene | ug/L | ND | 0.50 | 0.48 | 01/07/22 13:08 | |
| trans-1,2-Dichloroethene | ug/L | ND | 0.50 | 0.40 | 01/07/22 13:08 | |
| trans-1,3-Dichloropropene | ug/L | ND | 0.50 | 0.36 | 01/07/22 13:08 | |
| Trichloroethene | ug/L | ND | 0.50 | 0.38 | 01/07/22 13:08 | |
| Trichlorofluoromethane | ug/L | ND | 1.0 | 0.30 | 01/07/22 13:08 | |
| Vinyl chloride | ug/L | ND | 1.0 | 0.39 | 01/07/22 13:08 | |
| 1,2-Dichloroethane-d4 (S) | % | 90 | 70-130 | | 01/07/22 13:08 | |
| 4-Bromofluorobenzene (S) | % | 95 | 70-130 | | 01/07/22 13:08 | |
| Toluene-d8 (S) | % | 102 | 70-130 | | 01/07/22 13:08 | |

LABORATORY CONTROL SAMPLE: 3510354

| Parameter | Units | Spike Conc. | LCS Result | LCS % Rec | % Rec Limits | Qualifiers |
|---|---|---|---|---|---|---|
| 1,1,1,2-Tetrachloroethane | ug/L | 50 | 49.1 | 98 | 60-140 | |
| 1,1,1-Trichloroethane | ug/L | 50 | 45.6 | 91 | 60-140 | |
| 1,1,2,2-Tetrachloroethane | ug/L | 50 | 50.5 | 101 | 60-140 | |
| 1,1,2-Trichloroethane | ug/L | 50 | 57.3 | 115 | 60-140 | |
| 1,1-Dichloroethane | ug/L | 50 | 52.5 | 105 | 60-140 | |
| 1,1-Dichloroethene | ug/L | 50 | 48.3 | 97 | 60-140 | |
| 1,1-Dichloropropene | ug/L | 50 | 47.8 | 96 | 60-140 | |
| 1,2,3-Trichlorobenzene | ug/L | 50 | 47.9 | 96 | 60-140 | |
| 1,2,3-Trichloropropane | ug/L | 50 | 46.0 | 92 | 60-140 | |
| 1,2,4-Trichlorobenzene | ug/L | 50 | 51.6 | 103 | 60-140 | |
| 1,2,4-Trimethylbenzene | ug/L | 50 | 51.6 | 103 | 60-140 | |
| 1,2-Dibromo-3-chloropropane | ug/L | 50 | 42.7 | 85 | 60-140 | |
| 1,2-Dibromoethane (EDB) | ug/L | 50 | 51.7 | 103 | 60-140 | |
| 1,2-Dichlorobenzene | ug/L | 50 | 52.2 | 104 | 60-140 | |
| 1,2-Dichloroethane | ug/L | 50 | 45.0 | 90 | 60-140 | |
| 1,2-Dichloropropane | ug/L | 50 | 52.7 | 105 | 60-140 | |
| 1,3,5-Trimethylbenzene | ug/L | 50 | 51.6 | 103 | 60-140 | |

**Results presented on this page are in the units indicated by the "Units" column except where an alternate unit is presented to the right of the result.**

## REPORT OF LABORATORY ANALYSIS

This report shall not be reproduced, except in full,
without the written consent of Pace Analytical Services, LLC.

**Pace Analytical Services, LLC**
9800 Kincey Ave. Suite 100
Huntersville, NC 28078
(704)875-9092

## QUALITY CONTROL DATA

Project: CPC HUNTERSVILLE
Pace Project No.: 92581193

LABORATORY CONTROL SAMPLE: 3510354

| Parameter | Units | Spike Conc. | LCS Result | LCS % Rec | % Rec Limits | Qualifiers |
|---|---|---|---|---|---|---|
| 1,3-Dichlorobenzene | ug/L | 50 | 51.6 | 103 | 60-140 | |
| 1,3-Dichloropropane | ug/L | 50 | 50.7 | 101 | 60-140 | |
| 1,4-Dichlorobenzene | ug/L | 50 | 51.6 | 103 | 60-140 | |
| 2,2-Dichloropropane | ug/L | 50 | 49.5 | 99 | 60-140 | |
| 2-Chlorotoluene | ug/L | 50 | 51.7 | 103 | 60-140 | |
| 4-Chlorotoluene | ug/L | 50 | 49.8 | 100 | 60-140 | |
| Benzene | ug/L | 50 | 54.4 | 109 | 60-140 | |
| Bromobenzene | ug/L | 50 | 50.3 | 101 | 60-140 | |
| Bromochloromethane | ug/L | 50 | 56.2 | 112 | 60-140 | |
| Bromodichloromethane | ug/L | 50 | 49.7 | 99 | 60-140 | |
| Bromoform | ug/L | 50 | 48.5 | 97 | 60-140 | |
| Bromomethane | ug/L | 50 | 53.6 | 107 | 60-140 | |
| Carbon tetrachloride | ug/L | 50 | 42.9 | 86 | 60-140 | |
| Chlorobenzene | ug/L | 50 | 53.1 | 106 | 60-140 | |
| Chloroethane | ug/L | 50 | 43.5 | 87 | 60-140 | |
| Chloroform | ug/L | 50 | 51.1 | 102 | 60-140 | |
| Chloromethane | ug/L | 50 | 46.6 | 93 | 60-140 | |
| cis-1,2-Dichloroethene | ug/L | 50 | 48.9 | 98 | 60-140 | |
| cis-1,3-Dichloropropene | ug/L | 50 | 51.9 | 104 | 60-140 | |
| Dibromochloromethane | ug/L | 50 | 51.0 | 102 | 60-140 | |
| Dibromomethane | ug/L | 50 | 56.5 | 113 | 60-140 | |
| Dichlorodifluoromethane | ug/L | 50 | 33.1 | 66 | 60-140 | |
| Diisopropyl ether | ug/L | 50 | 48.9 | 98 | 60-140 | |
| Ethylbenzene | ug/L | 50 | 52.2 | 104 | 60-140 | |
| Hexachloro-1,3-butadiene | ug/L | 50 | 42.0 | 84 | 60-140 | |
| Isopropylbenzene (Cumene) | ug/L | 50 | 54.9 | 110 | 60-140 | |
| m&p-Xylene | ug/L | 100 | 105 | 105 | 60-140 | |
| Methyl-tert-butyl ether | ug/L | 50 | 51.7 | 103 | 60-140 | |
| Methylene Chloride | ug/L | 50 | 51.2 | 102 | 60-140 | |
| n-Butylbenzene | ug/L | 50 | 50.5 | 101 | 60-140 | |
| n-Propylbenzene | ug/L | 50 | 50.7 | 101 | 60-140 | |
| Naphthalene | ug/L | 50 | 44.7 | 89 | 60-140 | |
| o-Xylene | ug/L | 50 | 53.1 | 106 | 60-140 | |
| sec-Butylbenzene | ug/L | 50 | 50.4 | 101 | 60-140 | |
| Styrene | ug/L | 50 | 53.1 | 106 | 60-140 | |
| tert-Butylbenzene | ug/L | 50 | 43.1 | 86 | 60-140 | |
| Tetrachloroethene | ug/L | 50 | 47.3 | 95 | 60-140 | |
| Toluene | ug/L | 50 | 55.1 | 110 | 60-140 | |
| trans-1,2-Dichloroethene | ug/L | 50 | 54.3 | 109 | 60-140 | |
| trans-1,3-Dichloropropene | ug/L | 50 | 52.1 | 104 | 60-140 | |
| Trichloroethene | ug/L | 50 | 55.2 | 110 | 60-140 | |
| Trichlorofluoromethane | ug/L | 50 | 37.4 | 75 | 60-140 | |
| Vinyl chloride | ug/L | 50 | 53.2 | 106 | 60-140 | |
| 1,2-Dichloroethane-d4 (S) | % | | | 90 | 70-130 | |
| 4-Bromofluorobenzene (S) | % | | | 99 | 70-130 | |
| Toluene-d8 (S) | % | | | 102 | 70-130 | |

**Results presented on this page are in the units indicated by the "Units" column except where an alternate unit is presented to the right of the result.**

## REPORT OF LABORATORY ANALYSIS

This report shall not be reproduced, except in full,
without the written consent of Pace Analytical Services, LLC.

Pace Analytical Services, LLC
9800 Kincey Ave. Suite 100
Huntersville, NC 28078
(704)875-9092

## QUALITY CONTROL DATA

Project: CPC HUNTERSVILLE
Pace Project No.: 92581193

MATRIX SPIKE & MATRIX SPIKE DUPLICATE: 3510355 3510356

| Parameter | Units | 92581496022 Result | MS Spike Conc. | MSD Spike Conc. | MS Result | MSD Result | MS % Rec | MSD % Rec | % Rec Limits | RPD | Max RPD | Qual |
|---|---|---|---|---|---|---|---|---|---|---|---|---|
| 1,1,1,2-Tetrachloroethane | ug/L | | | | 25.3 | 22.4 | | | | 12 | 30 | |
| 1,1,1-Trichloroethane | ug/L | | | | 23.4 | 21.0 | | | | 11 | 30 | |
| 1,1,2,2-Tetrachloroethane | ug/L | | | | 22.4 | 20.0 | | | | 11 | 30 | |
| 1,1,2-Trichloroethane | ug/L | | | | 22.2 | 20.2 | | | | 9 | 30 | |
| 1,1-Dichloroethane | ug/L | | | | 22.7 | 20.7 | | | | 9 | 30 | |
| 1,1-Dichloroethene | ug/L | | | | 19.0 | 17.2 | | | | 10 | 30 | |
| 1,1-Dichloropropene | ug/L | | | | 22.7 | 19.9 | | | | 13 | 30 | |
| 1,2,3-Trichlorobenzene | ug/L | | | | 24.3 | 20.9 | | | | 15 | 30 | |
| 1,2,3-Trichloropropane | ug/L | | | | 24.1 | 21.8 | | | | 10 | 30 | |
| 1,2,4-Trichlorobenzene | ug/L | | | | 25.5 | 22.2 | | | | 14 | 30 | |
| 1,2,4-Trimethylbenzene | ug/L | | | | 25.3 | 22.7 | | | | 11 | 30 | |
| 1,2-Dibromo-3-chloropropane | ug/L | | | | 27.5 | 24.4 | | | | 12 | 30 | |
| 1,2-Dibromoethane (EDB) | ug/L | | | | 23.4 | 20.6 | | | | 13 | 30 | |
| 1,2-Dichlorobenzene | ug/L | | | | 24.3 | 21.5 | | | | 12 | 30 | |
| 1,2-Dichloroethane | ug/L | | | | 20.9 | 18.9 | | | | 10 | 30 | |
| 1,2-Dichloropropane | ug/L | | | | 23.2 | 21.0 | | | | 10 | 30 | |
| 1,3,5-Trimethylbenzene | ug/L | | | | 25.3 | 22.5 | | | | 12 | 30 | |
| 1,3-Dichlorobenzene | ug/L | | | | 25.4 | 22.2 | | | | 14 | 30 | |
| 1,3-Dichloropropane | ug/L | | | | 22.3 | 20.1 | | | | 11 | 30 | |
| 1,4-Dichlorobenzene | ug/L | | | | 23.9 | 21.2 | | | | 12 | 30 | |
| 2,2-Dichloropropane | ug/L | | | | 23.5 | 20.9 | | | | 12 | 30 | |
| 2-Chlorotoluene | ug/L | | | | 24.6 | 21.7 | | | | 13 | 30 | |
| 4-Chlorotoluene | ug/L | | | | 25.0 | 21.9 | | | | 13 | 30 | |
| Benzene | ug/L | | | | 25.1 | 22.9 | | | | 9 | 30 | |
| Bromobenzene | ug/L | | | | 25.8 | 22.5 | | | | 13 | 30 | |
| Bromochloromethane | ug/L | | | | 24.2 | 22.4 | | | | 8 | 30 | |
| Bromodichloromethane | ug/L | | | | 23.7 | 21.0 | | | | 12 | 30 | |
| Bromoform | ug/L | | | | 25.7 | 23.0 | | | | 11 | 30 | |
| Bromomethane | ug/L | | | | 15.5 | 13.7 | | | | 12 | 30 | |
| Carbon tetrachloride | ug/L | | | | 25.0 | 22.4 | | | | 11 | 30 | |
| Chlorobenzene | ug/L | | | | 23.8 | 21.2 | | | | 11 | 30 | |
| Chloroethane | ug/L | | | | 18.9 | 17.0 | | | | 11 | 30 | |
| Chloroform | ug/L | | | | 22.9 | 21.4 | | | | 7 | 30 | |
| Chloromethane | ug/L | | | | 12.6 | 11.0 | | | | 14 | 30 | M1 |
| cis-1,2-Dichloroethene | ug/L | | | | 22.9 | 20.8 | | | | 10 | 30 | |
| cis-1,3-Dichloropropene | ug/L | | | | 23.7 | 21.0 | | | | 12 | 30 | |
| Dibromochloromethane | ug/L | | | | 25.2 | 22.4 | | | | 12 | 30 | |
| Dibromomethane | ug/L | | | | 25.0 | 22.8 | | | | 9 | 30 | |
| Dichlorodifluoromethane | ug/L | | | | 5.1 | 4.4 | | | | 14 | 30 | M1 |
| Diisopropyl ether | ug/L | | | | 24.0 | 22.1 | | | | 8 | 30 | |
| Ethylbenzene | ug/L | | | | 24.6 | 22.0 | | | | 11 | 30 | |
| Hexachloro-1,3-butadiene | ug/L | | | | 30.6 | 25.0 | | | | 20 | 30 | M1 |
| Isopropylbenzene (Cumene) | ug/L | | | | 26.2 | 23.1 | | | | 12 | 30 | |
| m&p-Xylene | ug/L | | | | 51.6 | 45.9 | | | | 12 | 30 | |

**Results presented on this page are in the units indicated by the "Units" column except where an alternate unit is presented to the right of the result.**

## REPORT OF LABORATORY ANALYSIS

This report shall not be reproduced, except in full,
without the written consent of Pace Analytical Services, LLC.

**Pace Analytical Services, LLC**
9800 Kincey Ave. Suite 100
Huntersville, NC 28078
(704)875-9092

## QUALITY CONTROL DATA

Project: CPC HUNTERSVILLE
Pace Project No.: 92581193

MATRIX SPIKE & MATRIX SPIKE DUPLICATE: 3510355 3510356

| Parameter | Units | 92581496022 Result | MS Spike Conc. | MSD Spike Conc. | MS Result | MSD Result | MS % Rec | MSD % Rec | % Rec Limits | RPD | Max RPD | Qual |
|---|---|---|---|---|---|---|---|---|---|---|---|---|
| Methyl-tert-butyl ether | ug/L | | | | 20.4 | 18.9 | | | | 8 | 30 | |
| Methylene Chloride | ug/L | | | | 21.6 | 20.2 | | | | 7 | 30 | |
| n-Butylbenzene | ug/L | | | | 27.0 | 22.6 | | | | 18 | 30 | |
| n-Propylbenzene | ug/L | | | | 25.5 | 22.5 | | | | 13 | 30 | |
| Naphthalene | ug/L | | | | 24.5 | 21.0 | | | | 15 | 30 | |
| o-Xylene | ug/L | | | | 26.3 | 23.2 | | | | 13 | 30 | |
| sec-Butylbenzene | ug/L | | | | 25.7 | 22.4 | | | | 14 | 30 | |
| Styrene | ug/L | | | | 24.6 | 22.5 | | | | 9 | 30 | |
| tert-Butylbenzene | ug/L | | | | 21.8 | 18.9 | | | | 15 | 30 | |
| Tetrachloroethene | ug/L | | | | 27.0 | 24.2 | | | | 11 | 30 | |
| Toluene | ug/L | | | | 26.6 | 24.3 | | | | 9 | 30 | |
| trans-1,2-Dichloroethene | ug/L | | | | 23.3 | 20.6 | | | | 12 | 30 | |
| trans-1,3-Dichloropropene | ug/L | | | | 23.5 | 20.8 | | | | 12 | 30 | |
| Trichloroethene | ug/L | | | | 24.1 | 21.7 | | | | 11 | 30 | |
| Trichlorofluoromethane | ug/L | | | | 16.3 | 14.4 | | | | 12 | 30 | |
| Vinyl chloride | ug/L | | | | 15.3 | 13.6 | | | | 12 | 30 | |
| 1,2-Dichloroethane-d4 (S) | % | | | | | | 87 | 87 | 70-130 | | | |
| 4-Bromofluorobenzene (S) | % | | | | | | 98 | 99 | 70-130 | | | |
| Toluene-d8 (S) | % | | | | | | 96 | 97 | 70-130 | | | |

**Results presented on this page are in the units indicated by the "Units" column except where an alternate unit is presented to the right of the result.**

## REPORT OF LABORATORY ANALYSIS

This report shall not be reproduced, except in full,
without the written consent of Pace Analytical Services, LLC.

**Pace Analytical Services, LLC**
9800 Kincey Ave. Suite 100
Huntersville, NC 28078
(704)875-9092

# QUALIFIERS

Project: CPC HUNTERSVILLE
Pace Project No.: 92581193

## DEFINITIONS

DF - Dilution Factor, if reported, represents the factor applied to the reported data due to dilution of the sample aliquot.

ND - Not Detected at or above adjusted reporting limit.

TNTC - Too Numerous To Count

J - Estimated concentration above the adjusted method detection limit and below the adjusted reporting limit.

MDL - Adjusted Method Detection Limit.

PQL - Practical Quantitation Limit.

RL - Reporting Limit - The lowest concentration value that meets project requirements for quantitative data with known precision and bias for a specific analyte in a specific matrix.

S - Surrogate

1,2-Diphenylhydrazine decomposes to and cannot be separated from Azobenzene using Method 8270. The result for each analyte is a combined concentration.

Consistent with EPA guidelines, unrounded data are displayed and have been used to calculate % recovery and RPD values.

LCS(D) - Laboratory Control Sample (Duplicate)

MS(D) - Matrix Spike (Duplicate)

DUP - Sample Duplicate

RPD - Relative Percent Difference

NC - Not Calculable.

SG - Silica Gel - Clean-Up

U - Indicates the compound was analyzed for, but not detected.

Acid preservation may not be appropriate for 2 Chloroethylvinyl ether.

A separate vial preserved to a pH of 4-5 is recommended in SW846 Chapter 4 for the analysis of Acrolein and Acrylonitrile by EPA Method 8260.

N-Nitrosodiphenylamine decomposes and cannot be separated from Diphenylamine using Method 8270. The result reported for each analyte is a combined concentration.

Reported results are not rounded until the final step prior to reporting. Therefore, calculated parameters that are typically reported as "Total" may vary slightly from the sum of the reported component parameters.

Pace Analytical is TNI accredited. Contact your Pace PM for the current list of accredited analytes.

TNI - The NELAC Institute.

## ANALYTE QUALIFIERS

| | |
|---|---|
| M1 | Matrix spike recovery exceeded QC limits. Batch accepted based on laboratory control sample (LCS) recovery. |
| N2 | The lab does not hold NELAC/TNI accreditation for this parameter but other accreditations/certifications may apply. A complete list of accreditations/certifications is available upon request. |



This report shall not be reproduced, except in full,
without the written consent of Pace Analytical Services, LLC.

**Pace Analytical Services, LLC**
9800 Kincey Ave. Suite 100
Huntersville, NC 28078
(704)875-9092

## QUALITY CONTROL DATA CROSS REFERENCE TABLE

Project: CPC HUNTERSVILLE
Pace Project No.: 92581193

| Lab ID | Sample ID | QC Batch Method | QC Batch | Analytical Method | Analytical Batch |
|---|---|---|---|---|---|
| **92581193001** | **MW-19** | MADEP VPH | 670254 | | |
| **92581193002** | **MW-23** | MADEP VPH | 670254 | | |
| **92581193003** | **FB-1-20220105** | MADEP VPH | 670254 | | |
| **92581193001** | **MW-19** | EPA 3010A | 670322 | EPA 6020B | 670434 |
| **92581193002** | **MW-23** | EPA 3010A | 670189 | EPA 6020B | 670233 |
| **92581193001** | **MW-19** | SM 6200B | 670381 | | |
| **92581193002** | **MW-23** | SM 6200B | 670132 | | |
| **92581193003** | **FB-1-20220105** | SM 6200B | 670132 | | |
| **92581193004** | **TRIP BLANK** | SM 6200B | 670132 | | |



This report shall not be reproduced, except in full,
without the written consent of Pace Analytical Services, LLC.

| Pace Analytical | Document Name: Sample Condition Upon Receipt (SCUR) | Document Revised: November 15, 2021 Page 1 of 2 |
|---|---|---|
| | Document No.: F-CAR-CS-033-Rev.08 | Issuing Authority: Pace Carolinas Quality Office |

**Laboratory receiving samples:**
Asheville ☐ Eden ☐ Greenwood ☐ Huntersville ☑ Raleigh ☐ Mechanicsville ☐ Atlanta ☐ Kernersville ☐

**Sample Condition Upon Receipt**

**Client Name:** AECOM

**Project #** WO# : 92581193

92581193

**Courier:** ☐ Commercial ☐ Fed Ex ☐ Pace ☐ UPS ☐ USPS ☐ Other:____ ☑ Client

**Custody Seal Present?** ☐ Yes ☑ No **Seals Intact?** ☐ Yes ☑ No

**Date/Initials Person Examining Contents:** 11-6-22

**Packing Material:** ☐ Bubble Wrap ☑ Bubble Bags ☐ None ☐ Other

**Biological Tissue Frozen?** ☐ Yes ☐ No ☑ N/A

**Thermometer:** ☑ IR Gun ID: 92T064 ☑ Wet ☐ Blue ☐ None **Type of Ice:**

**Cooler Temp:** 3.1 **Correction Factor:** Add/Subtract (°C) 0

**Cooler Temp Corrected (°C):** 3.1

Temp should be above freezing to 6°C
☐ Samples out of temp criteria. Samples on ice, cooling process has begun

**USDA Regulated Soil** ( ☑ N/A, water sample)

Did samples originate in a quarantine zone within the United States: CA, NY, or SC (check maps)? ☐ Yes ☐ No

Did samples originate from a foreign source (internationally, including Hawaii and Puerto Rico)? ☐ Yes ☐ No

| | | | | Comments/Discrepancy: |
|---|---|---|---|---|
| Chain of Custody Present? | ☑ Yes | ☐ No | ☐ N/A | 1. |
| Samples Arrived within Hold Time? | ☑ Yes | ☐ No | ☐ N/A | 2. |
| **Short Hold Time Analysis (<72 hr.)?** | ☐ Yes | ☑ No | ☐ N/A | 3. |
| **Rush Turn Around Time Requested?** | ☑ Yes | ☐ No | ☐ N/A | 4. |
| Sufficient Volume? | ☑ Yes | ☐ No | ☐ N/A | 5. |
| Correct Containers Used? | ☑ Yes | ☐ No | ☐ N/A | 6. |
| -Pace Containers Used? | ☑ Yes | ☐ No | ☐ N/A | |
| Containers Intact? | ☑ Yes | ☐ No | ☐ N/A | 7. |
| Dissolved analysis: Samples Field Filtered? | ☐ Yes | ☐ No | ☑ N/A | 8. |
| Sample Labels Match COC? | ☑ Yes | ☐ No | ☐ N/A | 9. |
| -Includes Date/Time/ID/Analysis Matrix: WT | | | | |
| Headspace in VOA Vials (>5-6mm)? | ☐ Yes | ☑ No | ☐ N/A | 10. |
| Trip Blank Present? | ☑ Yes | ☐ No | ☐ N/A | 11. |
| Trip Blank Custody Seals Present? | ☑ Yes | ☐ No | ☐ N/A | |

**COMMENTS/SAMPLE DISCREPANCY**

**Field Data Required?** ☐ Yes ☐ No

Lot ID of split containers:

**CLIENT NOTIFICATION/RESOLUTION**

Person contacted: _____ Date/Time: _____

**Project Manager SCURF Review:** _____ **Date:** _____

**Project Manager SRF Review:** _____ **Date:** _____

***Check mark top half of box if pH and/or dechlorination is verified and within the acceptance range for preservation samples.**

Exceptions: VOA, Coliform, TOC, Oil and Grease, DRO/8015 (water) DOC, LLHg

****Bottom half of box is to list number of bottles**

Project **WO# : 92581193**

PM: BV Due Date: 01/10/22

CLIENT: 92-AECOM CHA

| Item# | BP4U-125 mL Plastic Unpreserved (N/A) (Cl-) | BP3U-250 mL Plastic Unpreserved (N/A) | BP2U-500 mL Plastic Unpreserved (N/A) | BP1U-1 liter Plastic Unpreserved (N/A) | BP4S-125 mL Plastic H2SO4 (pH < 2) (Cl-) | BP3N-250 mL plastic HNO3 (pH < 2) | BP4Z-125 mL Plastic ZN Acetate & NaOH (>9) | BP4B-125 mL Plastic NaOH (pH > 12) (Cl-) | WGFU-Wide-mouthed Glass jar Unpreserved | AG1U-1 liter Amber Unpreserved (N/A) (Cl-) | AG1H-1 liter Amber HCl (pH < 2) | AG3U-250 mL Amber Unpreserved (N/A) (Cl-) | AG1S-1 liter Amber H2SO4 (pH < 2) | AG3S-250 mL Amber H2SO4 (pH < 2) | AG3A(DG3A)-250 mL Amber NH4Cl (N/A)(Cl-) | DG9H-40 mL VOA HCl (N/A) | VG9T-40 mL VOA Na2S2O3 (N/A) | VG9U-40 mL VOA Unpreserved (N/A) | DG9P-40 mL VOA H3PO4 (N/A) | VOAK (3 vials per kit)-5035 kit (N/A) | V/GK (3 vials per kit)-VPH/Gas kit (N/A) | SP5T-125 mL Sterile Plastic (N/A – lab) | SP2T-250 mL Sterile Plastic (N/A – lab) | | BP3A-250 mL Plastic (NH2)2SO4 (9.3-9.7) | AG0U-100 mL Amber Unpreserved vials (N/A) | VSGU-20 mL Scintillation vials (N/A) | DG9U-40 mL Amber Unpreserved vials (N/A) |
|---|---|---|---|---|---|---|---|---|---|---|---|---|---|---|---|---|---|---|---|---|---|---|---|---|---|---|---|---|---|
| 1 | 1 | 2 | | | | 2 ✓ | 1 ✓ | | | | | | | | | 7 | | 3 | 3 | | | | | | | | | | |
| 2 | | | | | | 1 ✓ | | | | | | | | | | 1 | | | | | | | | | | | | | |
| 3 | | | | | | | | | | | | | | | | 1 | | | | | | | | | | | | | |
| 4 | | | | | | | | | | | | | | | | 2 | | | | | | | | | | | | | |
| 5 | | | | | | | | | | | | | | | | | | | | | | | | | | | | | |
| 6 | | | | | | | | | | | | | | | | | | | | | | | | | | | | | |
| 7 | | | | | | | | | | | | | | | | | | | | | | | | | | | | | |
| 8 | | | | | | | | | | | | | | | | | | | | | | | | | | | | | |
| 9 | | | | | | | | | | | | | | | | | | | | | | | | | | | | | |
| 10 | | | | | | | | | | | | | | | | | | | | | | | | | | | | | |
| 11 | | | | | | | | | | | | | | | | | | | | | | | | | | | | | |
| 12 | | | | | | | | | | | | | | | | | | | | | | | | | | | | | |

## pH Adjustment Log for Preserved Samples

| Sample ID | Type of Preservative | pH upon receipt | Date preservation adjusted | Time preservation adjusted | Amount of Preservative added | Lot # |
|---|---|---|---|---|---|---|
| | | | | | | |
| | | | | | | |
| | | | | | | |

Note: Whenever there is a discrepancy affecting North Carolina compliance samples, a copy of this form will be sent to the North Carolina DEHNR Certification Office (i.e. Out of hold, incorrect preservative, out of temp, incorrect containers.

Green

Pace Analytical
WWW.PACELABS.COM

# CHAIN-OF-CUSTODY / Analytical Request Document

The Chain-of-Custody is a LEGAL DOCUMENT. All relevant fields must be completed accurately.

Submitting a sample via this chain of custody constitutes acknowledgment and acceptance of the Pace Terms and Conditions found at https://info.pacelabs.com/hubfs/pas-standard-terms.pdf.

Page : 1 Of 1

**Section A**
**Required Client Information:**
Company: AECOM
Address: 6000 Fairview Road
Suite 200, Charlotte, NC 28210
Email: andrew.wreschnig@aecom.com
Phone: (704)522-0330 Fax
Requested Due Date: 3-Day TAT

**Section B**
**Required Project Information:**
Report To: Andrew Wreschnig
Copy To:
Purchase Order #:
Project Name: CPC MNA Sampling
Project #:

**Section C**
**Invoice Information:**
Attention:
Company Name:
Address:
Pace Quote:
Pace Project Manager: bonnie.vang@pacelabs.com,
Pace Profile #: 12518-5

Regulatory Agency
State / Location
NC

**WO#: 92581193**
PM: BV Due Date: 0
CLIENT: 92-AECOM CHA

| ITEM # | SAMPLE ID (One Character per box. (A-Z, 0-9 / , -) Sample Ids must be unique) | MATRIX CODE (see valid codes to left) | SAMPLE TYPE (G=GRAB C=COMP) | COLLECTED START DATE | COLLECTED START TIME | COLLECTED END DATE | COLLECTED END TIME | SAMPLE TEMP AT COLLECTION | # OF CONTAINERS | Unpreserved | H2SO4 | HNO3 | HCl | NaOH | Na2S2O3 | Methanol | Other | Analyses Test Y/N | Alkalinity | Dissolved 6010-Fe | RSK-MEE | 353.2 NO2/NO3 (48 hr hold) | 300.0-SO4 | Sulfide | TOC | 6200 | VPH | Lead Total | Trip Blank | Residual Chlorine (Y/N) | |
|---|---|---|---|---|---|---|---|---|---|---|---|---|---|---|---|---|---|---|---|---|---|---|---|---|---|---|---|---|---|---|---|
| 1 | MW-19 | WT | G | 1/5/22 | 1430 | | | | 19 | X | | X | X | X | | | X | | X | X | X | X | X | X | X | X | X | X | | | 001 |
| 2 | MW-23 | \| | \| | \| | 1655 | | | | 8 | | | X | X | | | | | | | | | | | | | X | X | X | | | 002 |
| 3 | FB-1-20220105 | \| | \| | \| | 1245 | | | | 7 | | | | X | | | | | | | | | | | | | X | X | | | | 003 |
| 4 | Trip Blank | Lab Provided | | | | | | | 2 | | | | | | | | | | | | | | | | | | | | X | | 004 |
| 5 | | | | | | | | | | | | | | | | | | | | | | | | | | | | | | | |
| 6 | | | | | | | | | | | | | | | | | | | | | | | | | | | | | | | |
| 7 | | | | | | | | | | | | | | | | | | | | | | | | | | | | | | | |
| 8 | | | | | | | | | | | | | | | | | | | | | | | | | | | | | | | |
| 9 | | | | | | | | | | | | | | | | | | | | | | | | | | | | | | | |
| 10 | | | | | | | | | | | | | | | | | | | | | | | | | | | | | | | |
| 11 | | | | | | | | | | | | | | | | | | | | | | | | | | | | | | | |
| 12 | | | | | | | | | | | | | | | | | | | | | | | | | | | | | | | |

| ADDITIONAL COMMENTS | RELINQUISHED BY / AFFILIATION | DATE | TIME | ACCEPTED BY / AFFILIATION | DATE | TIME | SAMPLE CONDITIONS |
|---|---|---|---|---|---|---|---|
| 3-Day TAT | Mike de Kozlowski / AECOM | 1/5/22 | 1730 | MD [illegible] | 1-5-22 | 1730 | |

SAMPLER NAME AND SIGNATURE
PRINT Name of SAMPLER: Mike de Kozlowski
SIGNATURE of SAMPLER: Mike de Kozlowski
DATE Signed: 1/5/22

TEMP in C | Received on Ice (Y/N) | Custody Sealed Cooler (Y/N) | Samples Intact (Y/N)

Green

Pace Analytical®
WWW.PACELABS.COM

# CHAIN-OF-CUSTODY / Analytical Request Document

The Chain-of-Custody is a LEGAL DOCUMENT. All relevant fields must be completed accurately.

Submitting a sample via this chain of custody constitutes acknowledgment and acceptance of the Pace Terms and Conditions found at https://info.pacelabs.com/hubfs/pas-standard-terms.pdf.

Page : 1 Of 1

**Section A**
**Required Client Information:**

| | |
|---|---|
| Company: | AECOM |
| Address: | 6000 Fairview Road |
| | Suite 200, Charlotte, NC 28210 |
| Email: | andrew.wreschnig@aecom.com |
| Phone: | (704)522-0330 Fax: |
| Requested Due Date: | 3-Day TAT |

**Section B**
**Required Project Information:**

| | |
|---|---|
| Report To: | Andrew Wreschnig |
| Copy To: | |
| Purchase Order #: | |
| Project Name: | CPC MNA Sampling |
| Project #: | |

**Section C**
**Invoice Information:**

| | |
|---|---|
| Attention: | |
| Company Name: | |
| Address: | |
| Pace Quote: | |
| Pace Project Manager: | bonnie.vang@pacelabs.com, |
| Pace Profile #: | 12518-5 |

**Regulatory Agency**

**State / Location**
NC

MATRIX CODE: Drinking Water DW; Water WT; Waste Water WW; Product P; Soil/Solid SL; Oil OL; Wipe WP; Air AR; Other OT; Tissue TS

| ITEM # | SAMPLE ID (One Character per box. (A-Z, 0-9 / , -) Sample Ids must be unique) | MATRIX CODE (see valid codes to left) | SAMPLE TYPE (G=GRAB C=COMP) | COLLECTED START DATE | COLLECTED START TIME | COLLECTED END DATE | COLLECTED END TIME | SAMPLE TEMP AT COLLECTION | # OF CONTAINERS | Preservatives: Unpreserved | H2SO4 | HNO3 | HCl | NaOH | Na2S2O3 | Methanol | Other | Analyses Test (Y/N) | Requested Analysis Filtered (Y/N): Alkalinity | Dissolved 6010-Fe | RSK-MEE | 353.2 NO2NO3 (48 hr hold t | 300.0-SO4 | Sulfide | TOC | 6200 | VPH | Lead Total | Trip Blank | Residual Chlorine (Y/N) |
|---|---|---|---|---|---|---|---|---|---|---|---|---|---|---|---|---|---|---|---|---|---|---|---|---|---|---|---|---|---|---|
| 1 | MW-19 | WT | G | 1/5/22 | 1430 | | | | 19 | X | | X | X | X | | | X | | X | X | X | X | X | X | X | X | X | X | | |
| 2 | MW-23 | \| | \| | \| | 1655 | | | | 8 | | | X | X | | | | | | | | | | | | | X | X | X | | |
| 3 | FB-1-20220105 | | | | 1245 | | | | 7 | | | | X | | | | | | | | | | | | | X | X | | | |
| 4 | Trip Blank | Lab Provided | | | | | | | 2 | | | | | | | | | | | | | | | | | | | | X | |
| 5 | | | | | | | | | | | | | | | | | | | | | | | | | | | | | | |
| 6 | | | | | | | | | | | | | | | | | | | | | | | | | | | | | | |
| 7 | | | | | | | | | | | | | | | | | | | | | | | | | | | | | | |
| 8 | | | | | | | | | | | | | | | | | | | | | | | | | | | | | | |
| 9 | | | | | | | | | | | | | | | | | | | | | | | | | | | | | | |
| 10 | | | | | | | | | | | | | | | | | | | | | | | | | | | | | | |
| 11 | | | | | | | | | | | | | | | | | | | | | | | | | | | | | | |
| 12 | | | | | | | | | | | | | | | | | | | | | | | | | | | | | | |

| ADDITIONAL COMMENTS | RELINQUISHED BY / AFFILIATION | DATE | TIME | ACCEPTED BY / AFFILIATION | DATE | TIME | SAMPLE CONDITIONS: TEMP in C | Received on Ice (Y/N) | Custody Sealed Cooler (Y/N) | Samples Intact (Y/N) |
|---|---|---|---|---|---|---|---|---|---|---|
| 3-Day TAT | Mike de Kozlowski / AECOM | 1/5/22 | 1730 | MD GPacelab | 1-5-22 | 1730 | 3.1 | Y | N | Y |

**SAMPLER NAME AND SIGNATURE**

PRINT Name of SAMPLER: Mike de Kozlowski

SIGNATURE of SAMPLER: Mike de Kozlowski

DATE Signed: 1/5/22

**Pace Analytical Services, LLC**
9800 Kincey Ave. Suite 100
Huntersville, NC 28078
(704)875-9092

January 13, 2022

Andrew Wreschnig
AECOM
6000 Fairview Road
Suite 200
Charlotte, NC 28210

RE: Project: CPC HUNTERSVILLE 60639876
Pace Project No.: 92581679

Dear Andrew Wreschnig:

Enclosed are the analytical results for sample(s) received by the laboratory on January 07, 2022. The results relate only to the samples included in this report. Results reported herein conform to the applicable TNI/NELAC Standards and the laboratory's Quality Manual, where applicable, unless otherwise noted in the body of the report.

The test results provided in this final report were generated by each of the following laboratories within the Pace Network:

- Pace Analytical Services - Asheville
- Pace Analytical Services - Charlotte

If you have any questions concerning this report, please feel free to contact me.

Sincerely,

Bonnie Vang
bonnie.vang@pacelabs.com
(704)875-9092
Project Manager

Enclosures

cc: Teresa Amentt Jennings, AECOM
Jeff Morrison, Colonial Pipeline Company



This report shall not be reproduced, except in full,
without the written consent of Pace Analytical Services, LLC.

**Pace Analytical Services, LLC**
9800 Kincey Ave. Suite 100
Huntersville, NC 28078
(704)875-9092

## CERTIFICATIONS

Project: CPC HUNTERSVILLE 60639876
Pace Project No.: 92581679

**Pace Analytical Services Charlotte**

South Carolina Laboratory ID: 99006
9800 Kincey Ave. Ste 100, Huntersville, NC 28078
North Carolina Drinking Water Certification #: 37706
North Carolina Field Services Certification #: 5342
North Carolina Wastewater Certification #: 12
South Carolina Laboratory ID: 99006
South Carolina Certification #: 99006001
South Carolina Drinking Water Cert. #: 99006003
Florida/NELAP Certification #: E87627
Kentucky UST Certification #: 84
Louisiana DoH Drinking Water #: LA029
Virginia/VELAP Certification #: 460221

**Pace Analytical Services Asheville**

2225 Riverside Drive, Asheville, NC 28804
Florida/NELAP Certification #: E87648
North Carolina Drinking Water Certification #: 37712
North Carolina Wastewater Certification #: 40
South Carolina Laboratory ID: 99030
South Carolina Certification #: 99030001
Virginia/VELAP Certification #: 460222



This report shall not be reproduced, except in full,
without the written consent of Pace Analytical Services, LLC.

**Pace Analytical Services, LLC**
9800 Kincey Ave. Suite 100
Huntersville, NC 28078
(704)875-9092

## SAMPLE SUMMARY

Project: CPC HUNTERSVILLE 60639876
Pace Project No.: 92581679

| Lab ID | Sample ID | Matrix | Date Collected | Date Received |
|---|---|---|---|---|
| **92581679001** | **MW-16D** | Water | 01/07/22 15:15 | 01/07/22 17:00 |
| **92581679002** | **TRIP BLANK** | Water | 01/07/22 00:00 | 01/07/22 17:00 |

## REPORT OF LABORATORY ANALYSIS

This report shall not be reproduced, except in full,
without the written consent of Pace Analytical Services, LLC.

**Pace Analytical Services, LLC**
9800 Kincey Ave. Suite 100
Huntersville, NC 28078
(704)875-9092

## SAMPLE ANALYTE COUNT

Project: CPC HUNTERSVILLE 60639876
Pace Project No.: 92581679

| Lab ID | Sample ID | Method | Analysts | Analytes Reported | Laboratory |
|---|---|---|---|---|---|
| **92581679001** | **MW-16D** | MADEP VPH | MAD | 6 | PASI-C |
| | | EPA 6020B | CRW | 1 | PASI-A |
| | | SM 6200B | CL | 63 | PASI-C |
| **92581679002** | **TRIP BLANK** | SM 6200B | CL | 63 | PASI-C |

PASI-A = Pace Analytical Services - Asheville
PASI-C = Pace Analytical Services - Charlotte

## REPORT OF LABORATORY ANALYSIS

This report shall not be reproduced, except in full,
without the written consent of Pace Analytical Services, LLC.

**Pace Analytical Services, LLC**
9800 Kincey Ave. Suite 100
Huntersville, NC 28078
(704)875-9092

## ANALYTICAL RESULTS

Project: CPC HUNTERSVILLE 60639876
Pace Project No.: 92581679

**Sample: MW-16D** **Lab ID: 92581679001** Collected: 01/07/22 15:15 Received: 01/07/22 17:00 Matrix: Water

| Parameters | Results | Units | Report Limit | MDL | DF | Prepared | Analyzed | CAS No. | Qual |
|---|---|---|---|---|---|---|---|---|---|
| **VPH NC Water** | Analytical Method: MADEP VPH<br>Pace Analytical Services - Charlotte | | | | | | | | |
| Total VPH (C5-C12) | ND | ug/L | 50.0 | 50.0 | 1 | | 01/08/22 23:49 | | N2 |
| Aliphatic (C05-C08) | ND | ug/L | 50.0 | 50.0 | 1 | | 01/08/22 23:49 | | N2 |
| Aliphatic(C09-C12) Adjusted | ND | ug/L | 50.0 | 50.0 | 1 | | 01/08/22 23:49 | | N2 |
| Aromatic (C09-C10) | ND | ug/L | 50.0 | 50.0 | 1 | | 01/08/22 23:49 | | N2 |
| ***Surrogates*** | | | | | | | | | |
| 4-Bromofluorobenzene (FID) (S) | 99 | % | 70-130 | | 1 | | 01/08/22 23:49 | 460-00-4 | |
| 4-Bromofluorobenzene (PID) (S) | 81 | % | 70-130 | | 1 | | 01/08/22 23:49 | 460-00-4 | |
| **6020 MET ICPMS** | Analytical Method: EPA 6020B Preparation Method: EPA 3010A<br>Pace Analytical Services - Asheville | | | | | | | | |
| Lead | **32.8J** | ug/L | 50.0 | 0.77 | 1 | 01/12/22 10:36 | 01/12/22 16:19 | 7439-92-1 | |
| **6200B MSV** | Analytical Method: SM 6200B<br>Pace Analytical Services - Charlotte | | | | | | | | |
| Benzene | ND | ug/L | 0.50 | 0.34 | 1 | | 01/11/22 16:38 | 71-43-2 | |
| Bromobenzene | ND | ug/L | 0.50 | 0.29 | 1 | | 01/11/22 16:38 | 108-86-1 | |
| Bromochloromethane | ND | ug/L | 0.50 | 0.47 | 1 | | 01/11/22 16:38 | 74-97-5 | |
| Bromodichloromethane | ND | ug/L | 0.50 | 0.31 | 1 | | 01/11/22 16:38 | 75-27-4 | |
| Bromoform | ND | ug/L | 0.50 | 0.34 | 1 | | 01/11/22 16:38 | 75-25-2 | |
| Bromomethane | ND | ug/L | 5.0 | 1.7 | 1 | | 01/11/22 16:38 | 74-83-9 | |
| n-Butylbenzene | ND | ug/L | 0.50 | 0.49 | 1 | | 01/11/22 16:38 | 104-51-8 | |
| sec-Butylbenzene | ND | ug/L | 0.50 | 0.40 | 1 | | 01/11/22 16:38 | 135-98-8 | |
| tert-Butylbenzene | ND | ug/L | 0.50 | 0.32 | 1 | | 01/11/22 16:38 | 98-06-6 | |
| Carbon tetrachloride | ND | ug/L | 0.50 | 0.33 | 1 | | 01/11/22 16:38 | 56-23-5 | |
| Chlorobenzene | ND | ug/L | 0.50 | 0.28 | 1 | | 01/11/22 16:38 | 108-90-7 | |
| Chloroethane | ND | ug/L | 1.0 | 0.65 | 1 | | 01/11/22 16:38 | 75-00-3 | |
| Chloroform | ND | ug/L | 0.50 | 0.35 | 1 | | 01/11/22 16:38 | 67-66-3 | |
| Chloromethane | ND | ug/L | 1.0 | 0.54 | 1 | | 01/11/22 16:38 | 74-87-3 | |
| 2-Chlorotoluene | ND | ug/L | 0.50 | 0.32 | 1 | | 01/11/22 16:38 | 95-49-8 | |
| 4-Chlorotoluene | ND | ug/L | 0.50 | 0.32 | 1 | | 01/11/22 16:38 | 106-43-4 | |
| 1,2-Dibromo-3-chloropropane | ND | ug/L | 1.0 | 0.34 | 1 | | 01/11/22 16:38 | 96-12-8 | |
| Dibromochloromethane | ND | ug/L | 0.50 | 0.36 | 1 | | 01/11/22 16:38 | 124-48-1 | |
| 1,2-Dibromoethane (EDB) | ND | ug/L | 0.50 | 0.27 | 1 | | 01/11/22 16:38 | 106-93-4 | |
| Dibromomethane | ND | ug/L | 0.50 | 0.39 | 1 | | 01/11/22 16:38 | 74-95-3 | |
| 1,2-Dichlorobenzene | ND | ug/L | 0.50 | 0.34 | 1 | | 01/11/22 16:38 | 95-50-1 | |
| 1,3-Dichlorobenzene | ND | ug/L | 0.50 | 0.34 | 1 | | 01/11/22 16:38 | 541-73-1 | |
| 1,4-Dichlorobenzene | ND | ug/L | 0.50 | 0.33 | 1 | | 01/11/22 16:38 | 106-46-7 | |
| Dichlorodifluoromethane | ND | ug/L | 0.50 | 0.35 | 1 | | 01/11/22 16:38 | 75-71-8 | |
| 1,1-Dichloroethane | ND | ug/L | 0.50 | 0.37 | 1 | | 01/11/22 16:38 | 75-34-3 | |
| 1,2-Dichloroethane | ND | ug/L | 0.50 | 0.32 | 1 | | 01/11/22 16:38 | 107-06-2 | |
| 1,1-Dichloroethene | ND | ug/L | 0.50 | 0.35 | 1 | | 01/11/22 16:38 | 75-35-4 | |
| cis-1,2-Dichloroethene | ND | ug/L | 0.50 | 0.38 | 1 | | 01/11/22 16:38 | 156-59-2 | |
| trans-1,2-Dichloroethene | ND | ug/L | 0.50 | 0.40 | 1 | | 01/11/22 16:38 | 156-60-5 | |
| 1,2-Dichloropropane | ND | ug/L | 0.50 | 0.36 | 1 | | 01/11/22 16:38 | 78-87-5 | |
| 1,3-Dichloropropane | ND | ug/L | 0.50 | 0.28 | 1 | | 01/11/22 16:38 | 142-28-9 | |

## REPORT OF LABORATORY ANALYSIS

This report shall not be reproduced, except in full,
without the written consent of Pace Analytical Services, LLC.

**Pace Analytical Services, LLC**
9800 Kincey Ave. Suite 100
Huntersville, NC 28078
(704)875-9092

## ANALYTICAL RESULTS

Project: CPC HUNTERSVILLE 60639876
Pace Project No.: 92581679

**Sample: MW-16D** **Lab ID: 92581679001** Collected: 01/07/22 15:15 Received: 01/07/22 17:00 Matrix: Water

| Parameters | Results | Units | Report Limit | MDL | DF | Prepared | Analyzed | CAS No. | Qual |
|---|---|---|---|---|---|---|---|---|---|
| **6200B MSV** | Analytical Method: SM 6200B<br>Pace Analytical Services - Charlotte | | | | | | | | |
| 2,2-Dichloropropane | ND | ug/L | 0.50 | 0.39 | 1 | | 01/11/22 16:38 | 594-20-7 | |
| 1,1-Dichloropropene | ND | ug/L | 0.50 | 0.43 | 1 | | 01/11/22 16:38 | 563-58-6 | |
| cis-1,3-Dichloropropene | ND | ug/L | 0.50 | 0.36 | 1 | | 01/11/22 16:38 | 10061-01-5 | |
| trans-1,3-Dichloropropene | ND | ug/L | 0.50 | 0.36 | 1 | | 01/11/22 16:38 | 10061-02-6 | |
| Diisopropyl ether | ND | ug/L | 0.50 | 0.31 | 1 | | 01/11/22 16:38 | 108-20-3 | |
| Ethylbenzene | ND | ug/L | 0.50 | 0.30 | 1 | | 01/11/22 16:38 | 100-41-4 | |
| Hexachloro-1,3-butadiene | ND | ug/L | 2.0 | 1.5 | 1 | | 01/11/22 16:38 | 87-68-3 | |
| Isopropylbenzene (Cumene) | ND | ug/L | 0.50 | 0.33 | 1 | | 01/11/22 16:38 | 98-82-8 | |
| Methylene Chloride | ND | ug/L | 2.0 | 2.0 | 1 | | 01/11/22 16:38 | 75-09-2 | |
| Methyl-tert-butyl ether | ND | ug/L | 0.50 | 0.42 | 1 | | 01/11/22 16:38 | 1634-04-4 | |
| Naphthalene | ND | ug/L | 2.0 | 0.64 | 1 | | 01/11/22 16:38 | 91-20-3 | |
| n-Propylbenzene | ND | ug/L | 0.50 | 0.34 | 1 | | 01/11/22 16:38 | 103-65-1 | |
| Styrene | ND | ug/L | 0.50 | 0.29 | 1 | | 01/11/22 16:38 | 100-42-5 | |
| 1,1,1,2-Tetrachloroethane | ND | ug/L | 0.50 | 0.31 | 1 | | 01/11/22 16:38 | 630-20-6 | |
| 1,1,2,2-Tetrachloroethane | ND | ug/L | 0.50 | 0.22 | 1 | | 01/11/22 16:38 | 79-34-5 | |
| Tetrachloroethene | ND | ug/L | 0.50 | 0.29 | 1 | | 01/11/22 16:38 | 127-18-4 | |
| Toluene | ND | ug/L | 0.50 | 0.48 | 1 | | 01/11/22 16:38 | 108-88-3 | |
| 1,2,3-Trichlorobenzene | ND | ug/L | 2.0 | 0.81 | 1 | | 01/11/22 16:38 | 87-61-6 | |
| 1,2,4-Trichlorobenzene | ND | ug/L | 2.0 | 0.64 | 1 | | 01/11/22 16:38 | 120-82-1 | |
| 1,1,1-Trichloroethane | ND | ug/L | 0.50 | 0.33 | 1 | | 01/11/22 16:38 | 71-55-6 | |
| 1,1,2-Trichloroethane | ND | ug/L | 0.50 | 0.32 | 1 | | 01/11/22 16:38 | 79-00-5 | |
| Trichloroethene | ND | ug/L | 0.50 | 0.38 | 1 | | 01/11/22 16:38 | 79-01-6 | |
| Trichlorofluoromethane | ND | ug/L | 1.0 | 0.30 | 1 | | 01/11/22 16:38 | 75-69-4 | |
| 1,2,3-Trichloropropane | ND | ug/L | 0.50 | 0.26 | 1 | | 01/11/22 16:38 | 96-18-4 | |
| 1,2,4-Trimethylbenzene | ND | ug/L | 0.50 | 0.50 | 1 | | 01/11/22 16:38 | 95-63-6 | |
| 1,3,5-Trimethylbenzene | ND | ug/L | 0.50 | 0.33 | 1 | | 01/11/22 16:38 | 108-67-8 | |
| Vinyl chloride | ND | ug/L | 1.0 | 0.39 | 1 | | 01/11/22 16:38 | 75-01-4 | |
| m&p-Xylene | ND | ug/L | 1.0 | 0.71 | 1 | | 01/11/22 16:38 | 179601-23-1 | |
| o-Xylene | ND | ug/L | 0.50 | 0.34 | 1 | | 01/11/22 16:38 | 95-47-6 | |
| ***Surrogates*** | | | | | | | | | |
| 1,2-Dichloroethane-d4 (S) | 93 | % | 70-130 | | 1 | | 01/11/22 16:38 | 17060-07-0 | |
| 4-Bromofluorobenzene (S) | 96 | % | 70-130 | | 1 | | 01/11/22 16:38 | 460-00-4 | |
| Toluene-d8 (S) | 97 | % | 70-130 | | 1 | | 01/11/22 16:38 | 2037-26-5 | |

## REPORT OF LABORATORY ANALYSIS

This report shall not be reproduced, except in full,
without the written consent of Pace Analytical Services, LLC.

**Pace Analytical Services, LLC**
9800 Kincey Ave. Suite 100
Huntersville, NC 28078
(704)875-9092

## ANALYTICAL RESULTS

Project: CPC HUNTERSVILLE 60639876
Pace Project No.: 92581679

**Sample: TRIP BLANK** **Lab ID: 92581679002** Collected: 01/07/22 00:00 Received: 01/07/22 17:00 Matrix: Water

| Parameters | Results | Units | Report Limit | MDL | DF | Prepared | Analyzed | CAS No. | Qual |
|---|---|---|---|---|---|---|---|---|---|
| **6200B MSV** | Analytical Method: SM 6200B<br>Pace Analytical Services - Charlotte | | | | | | | | |
| Benzene | ND | ug/L | 0.50 | 0.34 | 1 | | 01/11/22 16:02 | 71-43-2 | |
| Bromobenzene | ND | ug/L | 0.50 | 0.29 | 1 | | 01/11/22 16:02 | 108-86-1 | |
| Bromochloromethane | ND | ug/L | 0.50 | 0.47 | 1 | | 01/11/22 16:02 | 74-97-5 | |
| Bromodichloromethane | ND | ug/L | 0.50 | 0.31 | 1 | | 01/11/22 16:02 | 75-27-4 | |
| Bromoform | ND | ug/L | 0.50 | 0.34 | 1 | | 01/11/22 16:02 | 75-25-2 | |
| Bromomethane | ND | ug/L | 5.0 | 1.7 | 1 | | 01/11/22 16:02 | 74-83-9 | |
| n-Butylbenzene | ND | ug/L | 0.50 | 0.49 | 1 | | 01/11/22 16:02 | 104-51-8 | |
| sec-Butylbenzene | ND | ug/L | 0.50 | 0.40 | 1 | | 01/11/22 16:02 | 135-98-8 | |
| tert-Butylbenzene | ND | ug/L | 0.50 | 0.32 | 1 | | 01/11/22 16:02 | 98-06-6 | |
| Carbon tetrachloride | ND | ug/L | 0.50 | 0.33 | 1 | | 01/11/22 16:02 | 56-23-5 | |
| Chlorobenzene | ND | ug/L | 0.50 | 0.28 | 1 | | 01/11/22 16:02 | 108-90-7 | |
| Chloroethane | ND | ug/L | 1.0 | 0.65 | 1 | | 01/11/22 16:02 | 75-00-3 | |
| Chloroform | ND | ug/L | 0.50 | 0.35 | 1 | | 01/11/22 16:02 | 67-66-3 | |
| Chloromethane | ND | ug/L | 1.0 | 0.54 | 1 | | 01/11/22 16:02 | 74-87-3 | |
| 2-Chlorotoluene | ND | ug/L | 0.50 | 0.32 | 1 | | 01/11/22 16:02 | 95-49-8 | |
| 4-Chlorotoluene | ND | ug/L | 0.50 | 0.32 | 1 | | 01/11/22 16:02 | 106-43-4 | |
| 1,2-Dibromo-3-chloropropane | ND | ug/L | 1.0 | 0.34 | 1 | | 01/11/22 16:02 | 96-12-8 | |
| Dibromochloromethane | ND | ug/L | 0.50 | 0.36 | 1 | | 01/11/22 16:02 | 124-48-1 | |
| 1,2-Dibromoethane (EDB) | ND | ug/L | 0.50 | 0.27 | 1 | | 01/11/22 16:02 | 106-93-4 | |
| Dibromomethane | ND | ug/L | 0.50 | 0.39 | 1 | | 01/11/22 16:02 | 74-95-3 | |
| 1,2-Dichlorobenzene | ND | ug/L | 0.50 | 0.34 | 1 | | 01/11/22 16:02 | 95-50-1 | |
| 1,3-Dichlorobenzene | ND | ug/L | 0.50 | 0.34 | 1 | | 01/11/22 16:02 | 541-73-1 | |
| 1,4-Dichlorobenzene | ND | ug/L | 0.50 | 0.33 | 1 | | 01/11/22 16:02 | 106-46-7 | |
| Dichlorodifluoromethane | ND | ug/L | 0.50 | 0.35 | 1 | | 01/11/22 16:02 | 75-71-8 | |
| 1,1-Dichloroethane | ND | ug/L | 0.50 | 0.37 | 1 | | 01/11/22 16:02 | 75-34-3 | |
| 1,2-Dichloroethane | ND | ug/L | 0.50 | 0.32 | 1 | | 01/11/22 16:02 | 107-06-2 | |
| 1,1-Dichloroethene | ND | ug/L | 0.50 | 0.35 | 1 | | 01/11/22 16:02 | 75-35-4 | |
| cis-1,2-Dichloroethene | ND | ug/L | 0.50 | 0.38 | 1 | | 01/11/22 16:02 | 156-59-2 | |
| trans-1,2-Dichloroethene | ND | ug/L | 0.50 | 0.40 | 1 | | 01/11/22 16:02 | 156-60-5 | |
| 1,2-Dichloropropane | ND | ug/L | 0.50 | 0.36 | 1 | | 01/11/22 16:02 | 78-87-5 | |
| 1,3-Dichloropropane | ND | ug/L | 0.50 | 0.28 | 1 | | 01/11/22 16:02 | 142-28-9 | |
| 2,2-Dichloropropane | ND | ug/L | 0.50 | 0.39 | 1 | | 01/11/22 16:02 | 594-20-7 | |
| 1,1-Dichloropropene | ND | ug/L | 0.50 | 0.43 | 1 | | 01/11/22 16:02 | 563-58-6 | |
| cis-1,3-Dichloropropene | ND | ug/L | 0.50 | 0.36 | 1 | | 01/11/22 16:02 | 10061-01-5 | |
| trans-1,3-Dichloropropene | ND | ug/L | 0.50 | 0.36 | 1 | | 01/11/22 16:02 | 10061-02-6 | |
| Diisopropyl ether | ND | ug/L | 0.50 | 0.31 | 1 | | 01/11/22 16:02 | 108-20-3 | |
| Ethylbenzene | ND | ug/L | 0.50 | 0.30 | 1 | | 01/11/22 16:02 | 100-41-4 | |
| Hexachloro-1,3-butadiene | ND | ug/L | 2.0 | 1.5 | 1 | | 01/11/22 16:02 | 87-68-3 | |
| Isopropylbenzene (Cumene) | ND | ug/L | 0.50 | 0.33 | 1 | | 01/11/22 16:02 | 98-82-8 | |
| Methylene Chloride | ND | ug/L | 2.0 | 2.0 | 1 | | 01/11/22 16:02 | 75-09-2 | |
| Methyl-tert-butyl ether | ND | ug/L | 0.50 | 0.42 | 1 | | 01/11/22 16:02 | 1634-04-4 | |
| Naphthalene | ND | ug/L | 2.0 | 0.64 | 1 | | 01/11/22 16:02 | 91-20-3 | |
| n-Propylbenzene | ND | ug/L | 0.50 | 0.34 | 1 | | 01/11/22 16:02 | 103-65-1 | |
| Styrene | ND | ug/L | 0.50 | 0.29 | 1 | | 01/11/22 16:02 | 100-42-5 | |
| 1,1,1,2-Tetrachloroethane | ND | ug/L | 0.50 | 0.31 | 1 | | 01/11/22 16:02 | 630-20-6 | |

## REPORT OF LABORATORY ANALYSIS

This report shall not be reproduced, except in full,
without the written consent of Pace Analytical Services, LLC.

**Pace Analytical Services, LLC**
9800 Kincey Ave. Suite 100
Huntersville, NC 28078
(704)875-9092

## ANALYTICAL RESULTS

Project: CPC HUNTERSVILLE 60639876
Pace Project No.: 92581679

**Sample: TRIP BLANK** **Lab ID: 92581679002** Collected: 01/07/22 00:00 Received: 01/07/22 17:00 Matrix: Water

| Parameters | Results | Units | Report Limit | MDL | DF | Prepared | Analyzed | CAS No. | Qual |
|---|---|---|---|---|---|---|---|---|---|
| **6200B MSV** | Analytical Method: SM 6200B<br>Pace Analytical Services - Charlotte | | | | | | | | |
| 1,1,2,2-Tetrachloroethane | ND | ug/L | 0.50 | 0.22 | 1 | | 01/11/22 16:02 | 79-34-5 | |
| Tetrachloroethene | ND | ug/L | 0.50 | 0.29 | 1 | | 01/11/22 16:02 | 127-18-4 | |
| Toluene | ND | ug/L | 0.50 | 0.48 | 1 | | 01/11/22 16:02 | 108-88-3 | |
| 1,2,3-Trichlorobenzene | ND | ug/L | 2.0 | 0.81 | 1 | | 01/11/22 16:02 | 87-61-6 | |
| 1,2,4-Trichlorobenzene | ND | ug/L | 2.0 | 0.64 | 1 | | 01/11/22 16:02 | 120-82-1 | |
| 1,1,1-Trichloroethane | ND | ug/L | 0.50 | 0.33 | 1 | | 01/11/22 16:02 | 71-55-6 | |
| 1,1,2-Trichloroethane | ND | ug/L | 0.50 | 0.32 | 1 | | 01/11/22 16:02 | 79-00-5 | |
| Trichloroethene | ND | ug/L | 0.50 | 0.38 | 1 | | 01/11/22 16:02 | 79-01-6 | |
| Trichlorofluoromethane | ND | ug/L | 1.0 | 0.30 | 1 | | 01/11/22 16:02 | 75-69-4 | |
| 1,2,3-Trichloropropane | ND | ug/L | 0.50 | 0.26 | 1 | | 01/11/22 16:02 | 96-18-4 | |
| 1,2,4-Trimethylbenzene | ND | ug/L | 0.50 | 0.50 | 1 | | 01/11/22 16:02 | 95-63-6 | |
| 1,3,5-Trimethylbenzene | ND | ug/L | 0.50 | 0.33 | 1 | | 01/11/22 16:02 | 108-67-8 | |
| Vinyl chloride | ND | ug/L | 1.0 | 0.39 | 1 | | 01/11/22 16:02 | 75-01-4 | |
| m&p-Xylene | ND | ug/L | 1.0 | 0.71 | 1 | | 01/11/22 16:02 | 179601-23-1 | |
| o-Xylene | ND | ug/L | 0.50 | 0.34 | 1 | | 01/11/22 16:02 | 95-47-6 | |
| ***Surrogates*** | | | | | | | | | |
| 1,2-Dichloroethane-d4 (S) | 91 | % | 70-130 | | 1 | | 01/11/22 16:02 | 17060-07-0 | |
| 4-Bromofluorobenzene (S) | 95 | % | 70-130 | | 1 | | 01/11/22 16:02 | 460-00-4 | |
| Toluene-d8 (S) | 97 | % | 70-130 | | 1 | | 01/11/22 16:02 | 2037-26-5 | |

## REPORT OF LABORATORY ANALYSIS

This report shall not be reproduced, except in full,
without the written consent of Pace Analytical Services, LLC.

**Pace Analytical Services, LLC**
9800 Kincey Ave. Suite 100
Huntersville, NC 28078
(704)875-9092

## QUALITY CONTROL DATA

Project: CPC HUNTERSVILLE 60639876
Pace Project No.: 92581679

QC Batch: 670620
QC Batch Method: MADEP VPH
Analysis Method: MADEP VPH
Analysis Description: VPH NC Water
Laboratory: Pace Analytical Services - Charlotte
Associated Lab Samples: 92581679001

METHOD BLANK: 3511741 Matrix: Water
Associated Lab Samples: 92581679001

| Parameter | Units | Blank Result | Reporting Limit | MDL | Analyzed | Qualifiers |
|---|---|---|---|---|---|---|
| Aliphatic (C05-C08) | ug/L | ND | 50.0 | 50.0 | 01/08/22 15:21 | N2 |
| Aromatic (C09-C10) | ug/L | ND | 50.0 | 50.0 | 01/08/22 15:21 | N2 |
| 4-Bromofluorobenzene (FID) (S) | % | 100 | 70-130 | | 01/08/22 15:21 | |
| 4-Bromofluorobenzene (PID) (S) | % | 83 | 70-130 | | 01/08/22 15:21 | |

LABORATORY CONTROL SAMPLE & LCSD: 3511742 3511743

| Parameter | Units | Spike Conc. | LCS Result | LCSD Result | LCS % Rec | LCSD % Rec | % Rec Limits | RPD | Max RPD | Qualifiers |
|---|---|---|---|---|---|---|---|---|---|---|
| Aliphatic (C05-C08) | ug/L | 300 | 321 | 310 | 107 | 103 | 70-130 | 4 | 25 | N2 |
| Aromatic (C09-C10) | ug/L | 100 | 87.6 | 90.1 | 88 | 90 | 70-130 | 3 | 25 | N2 |
| 4-Bromofluorobenzene (FID) (S) | % | | | | 100 | 101 | 70-130 | | | |
| 4-Bromofluorobenzene (PID) (S) | % | | | | 81 | 81 | 70-130 | | | |

**Results presented on this page are in the units indicated by the "Units" column except where an alternate unit is presented to the right of the result.**

## REPORT OF LABORATORY ANALYSIS

This report shall not be reproduced, except in full,
without the written consent of Pace Analytical Services, LLC.

**Pace Analytical Services, LLC**
9800 Kincey Ave. Suite 100
Huntersville, NC 28078
(704)875-9092

## QUALITY CONTROL DATA

Project: CPC HUNTERSVILLE 60639876
Pace Project No.: 92581679

QC Batch: 671231
QC Batch Method: EPA 3010A
Analysis Method: EPA 6020B
Analysis Description: 6020 MET
Laboratory: Pace Analytical Services - Asheville
Associated Lab Samples: 92581679001

METHOD BLANK: 3514335 Matrix: Water
Associated Lab Samples: 92581679001

| Parameter | Units | Blank Result | Reporting Limit | MDL | Analyzed | Qualifiers |
|---|---|---|---|---|---|---|
| Lead | ug/L | ND | 5.0 | 0.077 | 01/12/22 16:12 | |

LABORATORY CONTROL SAMPLE: 3514336

| Parameter | Units | Spike Conc. | LCS Result | LCS % Rec | % Rec Limits | Qualifiers |
|---|---|---|---|---|---|---|
| Lead | ug/L | 50 | 44.9 | 90 | 80-120 | |

MATRIX SPIKE & MATRIX SPIKE DUPLICATE: 3514337 3514338

| Parameter | Units | 92581679001 Result | MS Spike Conc. | MSD Spike Conc. | MS Result | MSD Result | MS % Rec | MSD % Rec | % Rec Limits | RPD | Max RPD | Qual |
|---|---|---|---|---|---|---|---|---|---|---|---|---|
| Lead | ug/L | 32.8J | 500 | 500 | 484 | 504 | 90 | 94 | 75-125 | 4 | 20 | |

**Results presented on this page are in the units indicated by the "Units" column except where an alternate unit is presented to the right of the result.**

## REPORT OF LABORATORY ANALYSIS

This report shall not be reproduced, except in full,
without the written consent of Pace Analytical Services, LLC.

**Pace Analytical Services, LLC**
9800 Kincey Ave. Suite 100
Huntersville, NC 28078
(704)875-9092

## QUALITY CONTROL DATA

Project: CPC HUNTERSVILLE 60639876
Pace Project No.: 92581679

QC Batch: 670906
QC Batch Method: SM 6200B
Analysis Method: SM 6200B
Analysis Description: 6200B MSV
Laboratory: Pace Analytical Services - Charlotte
Associated Lab Samples: 92581679001, 92581679002

METHOD BLANK: 3512887 Matrix: Water
Associated Lab Samples: 92581679001, 92581679002

| Parameter | Units | Blank Result | Reporting Limit | MDL | Analyzed | Qualifiers |
|---|---|---|---|---|---|---|
| 1,1,1,2-Tetrachloroethane | ug/L | ND | 0.50 | 0.31 | 01/11/22 12:03 | |
| 1,1,1-Trichloroethane | ug/L | ND | 0.50 | 0.33 | 01/11/22 12:03 | |
| 1,1,2,2-Tetrachloroethane | ug/L | ND | 0.50 | 0.22 | 01/11/22 12:03 | |
| 1,1,2-Trichloroethane | ug/L | ND | 0.50 | 0.32 | 01/11/22 12:03 | |
| 1,1-Dichloroethane | ug/L | ND | 0.50 | 0.37 | 01/11/22 12:03 | |
| 1,1-Dichloroethene | ug/L | ND | 0.50 | 0.35 | 01/11/22 12:03 | |
| 1,1-Dichloropropene | ug/L | ND | 0.50 | 0.43 | 01/11/22 12:03 | |
| 1,2,3-Trichlorobenzene | ug/L | ND | 2.0 | 0.81 | 01/11/22 12:03 | |
| 1,2,3-Trichloropropane | ug/L | ND | 0.50 | 0.26 | 01/11/22 12:03 | |
| 1,2,4-Trichlorobenzene | ug/L | ND | 2.0 | 0.64 | 01/11/22 12:03 | |
| 1,2,4-Trimethylbenzene | ug/L | ND | 0.50 | 0.50 | 01/11/22 12:03 | |
| 1,2-Dibromo-3-chloropropane | ug/L | ND | 1.0 | 0.34 | 01/11/22 12:03 | |
| 1,2-Dibromoethane (EDB) | ug/L | ND | 0.50 | 0.27 | 01/11/22 12:03 | |
| 1,2-Dichlorobenzene | ug/L | ND | 0.50 | 0.34 | 01/11/22 12:03 | |
| 1,2-Dichloroethane | ug/L | ND | 0.50 | 0.32 | 01/11/22 12:03 | |
| 1,2-Dichloropropane | ug/L | ND | 0.50 | 0.36 | 01/11/22 12:03 | |
| 1,3,5-Trimethylbenzene | ug/L | ND | 0.50 | 0.33 | 01/11/22 12:03 | |
| 1,3-Dichlorobenzene | ug/L | ND | 0.50 | 0.34 | 01/11/22 12:03 | |
| 1,3-Dichloropropane | ug/L | ND | 0.50 | 0.28 | 01/11/22 12:03 | |
| 1,4-Dichlorobenzene | ug/L | ND | 0.50 | 0.33 | 01/11/22 12:03 | |
| 2,2-Dichloropropane | ug/L | ND | 0.50 | 0.39 | 01/11/22 12:03 | |
| 2-Chlorotoluene | ug/L | ND | 0.50 | 0.32 | 01/11/22 12:03 | |
| 4-Chlorotoluene | ug/L | ND | 0.50 | 0.32 | 01/11/22 12:03 | |
| Benzene | ug/L | ND | 0.50 | 0.34 | 01/11/22 12:03 | |
| Bromobenzene | ug/L | ND | 0.50 | 0.29 | 01/11/22 12:03 | |
| Bromochloromethane | ug/L | ND | 0.50 | 0.47 | 01/11/22 12:03 | |
| Bromodichloromethane | ug/L | ND | 0.50 | 0.31 | 01/11/22 12:03 | |
| Bromoform | ug/L | ND | 0.50 | 0.34 | 01/11/22 12:03 | |
| Bromomethane | ug/L | ND | 5.0 | 1.7 | 01/11/22 12:03 | |
| Carbon tetrachloride | ug/L | ND | 0.50 | 0.33 | 01/11/22 12:03 | |
| Chlorobenzene | ug/L | ND | 0.50 | 0.28 | 01/11/22 12:03 | |
| Chloroethane | ug/L | ND | 1.0 | 0.65 | 01/11/22 12:03 | |
| Chloroform | ug/L | ND | 0.50 | 0.35 | 01/11/22 12:03 | |
| Chloromethane | ug/L | ND | 1.0 | 0.54 | 01/11/22 12:03 | |
| cis-1,2-Dichloroethene | ug/L | ND | 0.50 | 0.38 | 01/11/22 12:03 | |
| cis-1,3-Dichloropropene | ug/L | ND | 0.50 | 0.36 | 01/11/22 12:03 | |
| Dibromochloromethane | ug/L | ND | 0.50 | 0.36 | 01/11/22 12:03 | |
| Dibromomethane | ug/L | ND | 0.50 | 0.39 | 01/11/22 12:03 | |
| Dichlorodifluoromethane | ug/L | ND | 0.50 | 0.35 | 01/11/22 12:03 | |
| Diisopropyl ether | ug/L | ND | 0.50 | 0.31 | 01/11/22 12:03 | |

**Results presented on this page are in the units indicated by the "Units" column except where an alternate unit is presented to the right of the result.**

## REPORT OF LABORATORY ANALYSIS

This report shall not be reproduced, except in full,
without the written consent of Pace Analytical Services, LLC.

**Pace Analytical Services, LLC**
9800 Kincey Ave. Suite 100
Huntersville, NC 28078
(704)875-9092

## QUALITY CONTROL DATA

Project: CPC HUNTERSVILLE 60639876
Pace Project No.: 92581679

METHOD BLANK: 3512887 Matrix: Water
Associated Lab Samples: 92581679001, 92581679002

| Parameter | Units | Blank Result | Reporting Limit | MDL | Analyzed | Qualifiers |
|---|---|---|---|---|---|---|
| Ethylbenzene | ug/L | ND | 0.50 | 0.30 | 01/11/22 12:03 | |
| Hexachloro-1,3-butadiene | ug/L | ND | 2.0 | 1.5 | 01/11/22 12:03 | |
| Isopropylbenzene (Cumene) | ug/L | ND | 0.50 | 0.33 | 01/11/22 12:03 | |
| m&p-Xylene | ug/L | ND | 1.0 | 0.71 | 01/11/22 12:03 | |
| Methyl-tert-butyl ether | ug/L | ND | 0.50 | 0.42 | 01/11/22 12:03 | |
| Methylene Chloride | ug/L | ND | 2.0 | 2.0 | 01/11/22 12:03 | |
| n-Butylbenzene | ug/L | ND | 0.50 | 0.49 | 01/11/22 12:03 | |
| n-Propylbenzene | ug/L | ND | 0.50 | 0.34 | 01/11/22 12:03 | |
| Naphthalene | ug/L | ND | 2.0 | 0.64 | 01/11/22 12:03 | |
| o-Xylene | ug/L | ND | 0.50 | 0.34 | 01/11/22 12:03 | |
| sec-Butylbenzene | ug/L | ND | 0.50 | 0.40 | 01/11/22 12:03 | |
| Styrene | ug/L | ND | 0.50 | 0.29 | 01/11/22 12:03 | |
| tert-Butylbenzene | ug/L | ND | 0.50 | 0.32 | 01/11/22 12:03 | |
| Tetrachloroethene | ug/L | ND | 0.50 | 0.29 | 01/11/22 12:03 | |
| Toluene | ug/L | ND | 0.50 | 0.48 | 01/11/22 12:03 | |
| trans-1,2-Dichloroethene | ug/L | ND | 0.50 | 0.40 | 01/11/22 12:03 | |
| trans-1,3-Dichloropropene | ug/L | ND | 0.50 | 0.36 | 01/11/22 12:03 | |
| Trichloroethene | ug/L | ND | 0.50 | 0.38 | 01/11/22 12:03 | |
| Trichlorofluoromethane | ug/L | ND | 1.0 | 0.30 | 01/11/22 12:03 | |
| Vinyl chloride | ug/L | ND | 1.0 | 0.39 | 01/11/22 12:03 | |
| 1,2-Dichloroethane-d4 (S) | % | 91 | 70-130 | | 01/11/22 12:03 | |
| 4-Bromofluorobenzene (S) | % | 98 | 70-130 | | 01/11/22 12:03 | |
| Toluene-d8 (S) | % | 98 | 70-130 | | 01/11/22 12:03 | |

LABORATORY CONTROL SAMPLE: 3512888

| Parameter | Units | Spike Conc. | LCS Result | LCS % Rec | % Rec Limits | Qualifiers |
|---|---|---|---|---|---|---|
| 1,1,1,2-Tetrachloroethane | ug/L | 50 | 54.1 | 108 | 60-140 | |
| 1,1,1-Trichloroethane | ug/L | 50 | 47.0 | 94 | 60-140 | |
| 1,1,2,2-Tetrachloroethane | ug/L | 50 | 51.2 | 102 | 60-140 | |
| 1,1,2-Trichloroethane | ug/L | 50 | 52.4 | 105 | 60-140 | |
| 1,1-Dichloroethane | ug/L | 50 | 47.0 | 94 | 60-140 | |
| 1,1-Dichloroethene | ug/L | 50 | 39.9 | 80 | 60-140 | |
| 1,1-Dichloropropene | ug/L | 50 | 45.3 | 91 | 60-140 | |
| 1,2,3-Trichlorobenzene | ug/L | 50 | 61.4 | 123 | 60-140 | |
| 1,2,3-Trichloropropane | ug/L | 50 | 54.6 | 109 | 60-140 | |
| 1,2,4-Trichlorobenzene | ug/L | 50 | 61.0 | 122 | 60-140 | |
| 1,2,4-Trimethylbenzene | ug/L | 50 | 52.6 | 105 | 60-140 | |
| 1,2-Dibromo-3-chloropropane | ug/L | 50 | 61.1 | 122 | 60-140 | |
| 1,2-Dibromoethane (EDB) | ug/L | 50 | 52.8 | 106 | 60-140 | |
| 1,2-Dichlorobenzene | ug/L | 50 | 53.4 | 107 | 60-140 | |
| 1,2-Dichloroethane | ug/L | 50 | 45.2 | 90 | 60-140 | |
| 1,2-Dichloropropane | ug/L | 50 | 50.4 | 101 | 60-140 | |
| 1,3,5-Trimethylbenzene | ug/L | 50 | 52.1 | 104 | 60-140 | |

**Results presented on this page are in the units indicated by the "Units" column except where an alternate unit is presented to the right of the result.**

## REPORT OF LABORATORY ANALYSIS

This report shall not be reproduced, except in full,
without the written consent of Pace Analytical Services, LLC.

**Pace Analytical Services, LLC**
9800 Kincey Ave. Suite 100
Huntersville, NC 28078
(704)875-9092

## QUALITY CONTROL DATA

Project: CPC HUNTERSVILLE 60639876
Pace Project No.: 92581679

LABORATORY CONTROL SAMPLE: 3512888

| Parameter | Units | Spike Conc. | LCS Result | LCS % Rec | % Rec Limits | Qualifiers |
|---|---|---|---|---|---|---|
| 1,3-Dichlorobenzene | ug/L | 50 | 51.7 | 103 | 60-140 | |
| 1,3-Dichloropropane | ug/L | 50 | 49.3 | 99 | 60-140 | |
| 1,4-Dichlorobenzene | ug/L | 50 | 50.7 | 101 | 60-140 | |
| 2,2-Dichloropropane | ug/L | 50 | 47.0 | 94 | 60-140 | |
| 2-Chlorotoluene | ug/L | 50 | 49.5 | 99 | 60-140 | |
| 4-Chlorotoluene | ug/L | 50 | 49.5 | 99 | 60-140 | |
| Benzene | ug/L | 50 | 47.5 | 95 | 60-140 | |
| Bromobenzene | ug/L | 50 | 53.5 | 107 | 60-140 | |
| Bromochloromethane | ug/L | 50 | 51.2 | 102 | 60-140 | |
| Bromodichloromethane | ug/L | 50 | 51.7 | 103 | 60-140 | |
| Bromoform | ug/L | 50 | 60.6 | 121 | 60-140 | |
| Bromomethane | ug/L | 50 | 32.8 | 66 | 60-140 | |
| Carbon tetrachloride | ug/L | 50 | 49.7 | 99 | 60-140 | |
| Chlorobenzene | ug/L | 50 | 49.3 | 99 | 60-140 | |
| Chloroethane | ug/L | 50 | 40.3 | 81 | 60-140 | |
| Chloroform | ug/L | 50 | 45.7 | 91 | 60-140 | |
| Chloromethane | ug/L | 50 | 43.6 | 87 | 60-140 | |
| cis-1,2-Dichloroethene | ug/L | 50 | 47.6 | 95 | 60-140 | |
| cis-1,3-Dichloropropene | ug/L | 50 | 53.8 | 108 | 60-140 | |
| Dibromochloromethane | ug/L | 50 | 56.9 | 114 | 60-140 | |
| Dibromomethane | ug/L | 50 | 57.3 | 115 | 60-140 | |
| Dichlorodifluoromethane | ug/L | 50 | 41.5 | 83 | 60-140 | |
| Diisopropyl ether | ug/L | 50 | 47.4 | 95 | 60-140 | |
| Ethylbenzene | ug/L | 50 | 48.7 | 97 | 60-140 | |
| Hexachloro-1,3-butadiene | ug/L | 50 | 58.5 | 117 | 60-140 | |
| Isopropylbenzene (Cumene) | ug/L | 50 | 53.1 | 106 | 60-140 | |
| m&p-Xylene | ug/L | 100 | 99.4 | 99 | 60-140 | |
| Methyl-tert-butyl ether | ug/L | 50 | 46.5 | 93 | 60-140 | |
| Methylene Chloride | ug/L | 50 | 48.7 | 97 | 60-140 | |
| n-Butylbenzene | ug/L | 50 | 53.3 | 107 | 60-140 | |
| n-Propylbenzene | ug/L | 50 | 50.4 | 101 | 60-140 | |
| Naphthalene | ug/L | 50 | 61.1 | 122 | 60-140 | |
| o-Xylene | ug/L | 50 | 52.0 | 104 | 60-140 | |
| sec-Butylbenzene | ug/L | 50 | 51.1 | 102 | 60-140 | |
| Styrene | ug/L | 50 | 54.1 | 108 | 60-140 | |
| tert-Butylbenzene | ug/L | 50 | 43.4 | 87 | 60-140 | |
| Tetrachloroethene | ug/L | 50 | 55.3 | 111 | 60-140 | |
| Toluene | ug/L | 50 | 47.9 | 96 | 60-140 | |
| trans-1,2-Dichloroethene | ug/L | 50 | 47.9 | 96 | 60-140 | |
| trans-1,3-Dichloropropene | ug/L | 50 | 54.6 | 109 | 60-140 | |
| Trichloroethene | ug/L | 50 | 50.4 | 101 | 60-140 | |
| Trichlorofluoromethane | ug/L | 50 | 37.2 | 74 | 60-140 | |
| Vinyl chloride | ug/L | 50 | 45.3 | 91 | 60-140 | |
| 1,2-Dichloroethane-d4 (S) | % | | | 93 | 70-130 | |
| 4-Bromofluorobenzene (S) | % | | | 98 | 70-130 | |
| Toluene-d8 (S) | % | | | 99 | 70-130 | |

**Results presented on this page are in the units indicated by the "Units" column except where an alternate unit is presented to the right of the result.**

## REPORT OF LABORATORY ANALYSIS

This report shall not be reproduced, except in full,
without the written consent of Pace Analytical Services, LLC.

Pace Analytical Services, LLC
9800 Kincey Ave. Suite 100
Huntersville, NC 28078
(704)875-9092

## QUALITY CONTROL DATA

Project: CPC HUNTERSVILLE 60639876
Pace Project No.: 92581679

MATRIX SPIKE & MATRIX SPIKE DUPLICATE: 3512890 3512891

| Parameter | Units | 92581087006 Result | MS Spike Conc. | MSD Spike Conc. | MS Result | MSD Result | MS % Rec | MSD % Rec | % Rec Limits | RPD | Max RPD | Qual |
|---|---|---|---|---|---|---|---|---|---|---|---|---|
| 1,1,1,2-Tetrachloroethane | ug/L | <77.8 | 5000 | 5000 | 5800 | 5960 | 116 | 119 | 60-140 | 3 | 30 | |
| 1,1,1-Trichloroethane | ug/L | <83.0 | 5000 | 5000 | 4660 | 4750 | 93 | 95 | 60-140 | 2 | 30 | |
| 1,1,2,2-Tetrachloroethane | ug/L | <56.2 | 5000 | 5000 | 5520 | 5510 | 110 | 110 | 60-140 | 0 | 30 | |
| 1,1,2-Trichloroethane | ug/L | <81.2 | 5000 | 5000 | 5480 | 5480 | 110 | 110 | 60-140 | 0 | 30 | |
| 1,1-Dichloroethane | ug/L | <91.8 | 5000 | 5000 | 4510 | 4630 | 90 | 93 | 60-140 | 2 | 30 | |
| 1,1-Dichloroethene | ug/L | <87.0 | 5000 | 5000 | 3530 | 3510 | 71 | 70 | 60-140 | 1 | 30 | |
| 1,1-Dichloropropene | ug/L | <107 | 5000 | 5000 | 4520 | 4550 | 90 | 91 | 60-140 | 1 | 30 | |
| 1,2,3-Trichlorobenzene | ug/L | <202 | 5000 | 5000 | 5840 | 6030 | 117 | 121 | 60-140 | 3 | 30 | |
| 1,2,3-Trichloropropane | ug/L | <65.2 | 5000 | 5000 | 5900 | 5680 | 118 | 114 | 60-140 | 4 | 30 | |
| 1,2,4-Trichlorobenzene | ug/L | <160 | 5000 | 5000 | 5910 | 5950 | 118 | 119 | 60-140 | 1 | 30 | |
| 1,2,4-Trimethylbenzene | ug/L | 559 | 5000 | 5000 | 6180 | 6330 | 112 | 116 | 60-140 | 3 | 30 | |
| 1,2-Dibromo-3-chloropropane | ug/L | <85.0 | 5000 | 5000 | 6260 | 5980 | 125 | 120 | 60-140 | 4 | 30 | |
| 1,2-Dibromoethane (EDB) | ug/L | <68.0 | 5000 | 5000 | 5470 | 5580 | 109 | 112 | 60-140 | 2 | 30 | |
| 1,2-Dichlorobenzene | ug/L | <84.8 | 5000 | 5000 | 5520 | 5590 | 110 | 112 | 60-140 | 1 | 30 | |
| 1,2-Dichloroethane | ug/L | <80.5 | 5000 | 5000 | 4730 | 4770 | 95 | 95 | 60-140 | 1 | 30 | |
| 1,2-Dichloropropane | ug/L | <88.8 | 5000 | 5000 | 5200 | 5140 | 104 | 103 | 60-140 | 1 | 30 | |
| 1,3,5-Trimethylbenzene | ug/L | 116J | 5000 | 5000 | 5720 | 5750 | 112 | 113 | 60-140 | 1 | 30 | |
| 1,3-Dichlorobenzene | ug/L | <85.0 | 5000 | 5000 | 5530 | 5630 | 111 | 113 | 60-140 | 2 | 30 | |
| 1,3-Dichloropropane | ug/L | <71.0 | 5000 | 5000 | 5240 | 5240 | 105 | 105 | 60-140 | 0 | 30 | |
| 1,4-Dichlorobenzene | ug/L | <83.2 | 5000 | 5000 | 5370 | 5470 | 107 | 109 | 60-140 | 2 | 30 | |
| 2,2-Dichloropropane | ug/L | <97.0 | 5000 | 5000 | 3760 | 3810 | 75 | 76 | 60-140 | 1 | 30 | |
| 2-Chlorotoluene | ug/L | <80.2 | 5000 | 5000 | 5360 | 5550 | 107 | 111 | 60-140 | 4 | 30 | |
| 4-Chlorotoluene | ug/L | <81.0 | 5000 | 5000 | 5300 | 5360 | 106 | 107 | 60-140 | 1 | 30 | |
| Benzene | ug/L | 11300 | 5000 | 5000 | 17000 | 16200 | 114 | 98 | 60-140 | 5 | 30 | |
| Bromobenzene | ug/L | <72.5 | 5000 | 5000 | 5810 | 5860 | 116 | 117 | 60-140 | 1 | 30 | |
| Bromochloromethane | ug/L | <117 | 5000 | 5000 | 5240 | 5310 | 105 | 106 | 60-140 | 2 | 30 | |
| Bromodichloromethane | ug/L | <76.8 | 5000 | 5000 | 5360 | 5400 | 107 | 108 | 60-140 | 1 | 30 | |
| Bromoform | ug/L | <85.2 | 5000 | 5000 | 6170 | 6180 | 123 | 124 | 60-140 | 0 | 30 | |
| Bromomethane | ug/L | <415 | 5000 | 5000 | 2410 | 2590 | 48 | 52 | 60-140 | 7 | 30 | M1 |
| Carbon tetrachloride | ug/L | <83.2 | 5000 | 5000 | 5050 | 5030 | 101 | 101 | 60-140 | 0 | 30 | |
| Chlorobenzene | ug/L | <71.0 | 5000 | 5000 | 5370 | 5500 | 107 | 110 | 60-140 | 2 | 30 | |
| Chloroethane | ug/L | <162 | 5000 | 5000 | 3440 | 3480 | 69 | 70 | 60-140 | 1 | 30 | |
| Chloroform | ug/L | <88.2 | 5000 | 5000 | 4510 | 4840 | 90 | 97 | 60-140 | 7 | 30 | |
| Chloromethane | ug/L | <135 | 5000 | 5000 | 2520 | 2570 | 50 | 51 | 60-140 | 2 | 30 | M1 |
| cis-1,2-Dichloroethene | ug/L | <96.0 | 5000 | 5000 | 4670 | 4750 | 93 | 95 | 60-140 | 2 | 30 | |
| cis-1,3-Dichloropropene | ug/L | <91.2 | 5000 | 5000 | 5210 | 5250 | 104 | 105 | 60-140 | 1 | 30 | |
| Dibromochloromethane | ug/L | <89.8 | 5000 | 5000 | 5750 | 5880 | 115 | 118 | 60-140 | 2 | 30 | |
| Dibromomethane | ug/L | <98.5 | 5000 | 5000 | 5710 | 5790 | 114 | 116 | 60-140 | 1 | 30 | |
| Dichlorodifluoromethane | ug/L | <86.5 | 5000 | 5000 | 1290 | 1350 | 26 | 27 | 60-140 | 4 | 30 | M1 |
| Diisopropyl ether | ug/L | <77.0 | 5000 | 5000 | 4700 | 4700 | 93 | 93 | 60-140 | 0 | 30 | |
| Ethylbenzene | ug/L | 1050 | 5000 | 5000 | 6500 | 6550 | 109 | 110 | 60-140 | 1 | 30 | |
| Hexachloro-1,3-butadiene | ug/L | <382 | 5000 | 5000 | 5920 | 6320 | 118 | 126 | 60-140 | 7 | 30 | |
| Isopropylbenzene (Cumene) | ug/L | <83.2 | 5000 | 5000 | 5810 | 5950 | 116 | 119 | 60-140 | 2 | 30 | |
| m&p-Xylene | ug/L | 2860 | 10000 | 10000 | 14200 | 14200 | 114 | 114 | 60-140 | 0 | 30 | |

**Results presented on this page are in the units indicated by the "Units" column except where an alternate unit is presented to the right of the result.**

## REPORT OF LABORATORY ANALYSIS

This report shall not be reproduced, except in full,
without the written consent of Pace Analytical Services, LLC.

**Pace Analytical Services, LLC**
9800 Kincey Ave. Suite 100
Huntersville, NC 28078
(704)875-9092

## QUALITY CONTROL DATA

Project: CPC HUNTERSVILLE 60639876
Pace Project No.: 92581679

MATRIX SPIKE & MATRIX SPIKE DUPLICATE: 3512890 3512891

| Parameter | Units | 92581087006 Result | MS Spike Conc. | MSD Spike Conc. | MS Result | MSD Result | MS % Rec | MSD % Rec | % Rec Limits | RPD | Max RPD | Qual |
|---|---|---|---|---|---|---|---|---|---|---|---|---|
| Methyl-tert-butyl ether | ug/L | 18600 | 5000 | 5000 | 23600 | 23100 | 101 | 91 | 60-140 | 2 | 30 | |
| Methylene Chloride | ug/L | <488 | 5000 | 5000 | 4410 | 4410 | 88 | 88 | 60-140 | 0 | 30 | |
| n-Butylbenzene | ug/L | <122 | 5000 | 5000 | 5480 | 5640 | 110 | 113 | 60-140 | 3 | 30 | |
| n-Propylbenzene | ug/L | <85.0 | 5000 | 5000 | 5510 | 5600 | 109 | 111 | 60-140 | 2 | 30 | |
| Naphthalene | ug/L | 393J | 5000 | 5000 | 6170 | 6320 | 116 | 119 | 60-140 | 2 | 30 | |
| o-Xylene | ug/L | 1550 | 5000 | 5000 | 7410 | 7520 | 117 | 119 | 60-140 | 1 | 30 | |
| sec-Butylbenzene | ug/L | <100 | 5000 | 5000 | 5590 | 5660 | 112 | 113 | 60-140 | 1 | 30 | |
| Styrene | ug/L | <73.0 | 5000 | 5000 | 5780 | 5790 | 116 | 116 | 60-140 | 0 | 30 | |
| tert-Butylbenzene | ug/L | <80.8 | 5000 | 5000 | 4770 | 4820 | 95 | 96 | 60-140 | 1 | 30 | |
| Tetrachloroethene | ug/L | <73.0 | 5000 | 5000 | 5710 | 5830 | 114 | 117 | 60-140 | 2 | 30 | |
| Toluene | ug/L | 12600 | 5000 | 5000 | 19000 | 18000 | 129 | 108 | 60-140 | 6 | 30 | |
| trans-1,2-Dichloroethene | ug/L | <99.0 | 5000 | 5000 | 4380 | 4510 | 88 | 90 | 60-140 | 3 | 30 | |
| trans-1,3-Dichloropropene | ug/L | <90.8 | 5000 | 5000 | 5310 | 5290 | 106 | 106 | 60-140 | 0 | 30 | |
| Trichloroethene | ug/L | <95.8 | 5000 | 5000 | 5120 | 5120 | 102 | 102 | 60-140 | 0 | 30 | |
| Trichlorofluoromethane | ug/L | <74.5 | 5000 | 5000 | 2950 | 2940 | 59 | 59 | 60-140 | 0 | 30 | M1 |
| Vinyl chloride | ug/L | <96.5 | 5000 | 5000 | 2800 | 2820 | 56 | 56 | 60-140 | 1 | 30 | M1 |
| 1,2-Dichloroethane-d4 (S) | % | | | | | | 90 | 89 | 70-130 | | | |
| 4-Bromofluorobenzene (S) | % | | | | | | 97 | 100 | 70-130 | | | |
| Toluene-d8 (S) | % | | | | | | 98 | 97 | 70-130 | | | |

**Results presented on this page are in the units indicated by the "Units" column except where an alternate unit is presented to the right of the result.**

## REPORT OF LABORATORY ANALYSIS

This report shall not be reproduced, except in full,
without the written consent of Pace Analytical Services, LLC.

**Pace Analytical Services, LLC**
9800 Kincey Ave. Suite 100
Huntersville, NC 28078
(704)875-9092

# QUALIFIERS

Project: CPC HUNTERSVILLE 60639876
Pace Project No.: 92581679

## DEFINITIONS

DF - Dilution Factor, if reported, represents the factor applied to the reported data due to dilution of the sample aliquot.

ND - Not Detected at or above adjusted reporting limit.

TNTC - Too Numerous To Count

J - Estimated concentration above the adjusted method detection limit and below the adjusted reporting limit.

MDL - Adjusted Method Detection Limit.

PQL - Practical Quantitation Limit.

RL - Reporting Limit - The lowest concentration value that meets project requirements for quantitative data with known precision and bias for a specific analyte in a specific matrix.

S - Surrogate

1,2-Diphenylhydrazine decomposes to and cannot be separated from Azobenzene using Method 8270. The result for each analyte is a combined concentration.

Consistent with EPA guidelines, unrounded data are displayed and have been used to calculate % recovery and RPD values.

LCS(D) - Laboratory Control Sample (Duplicate)

MS(D) - Matrix Spike (Duplicate)

DUP - Sample Duplicate

RPD - Relative Percent Difference

NC - Not Calculable.

SG - Silica Gel - Clean-Up

U - Indicates the compound was analyzed for, but not detected.

Acid preservation may not be appropriate for 2 Chloroethylvinyl ether.

A separate vial preserved to a pH of 4-5 is recommended in SW846 Chapter 4 for the analysis of Acrolein and Acrylonitrile by EPA Method 8260.

N-Nitrosodiphenylamine decomposes and cannot be separated from Diphenylamine using Method 8270. The result reported for each analyte is a combined concentration.

Reported results are not rounded until the final step prior to reporting. Therefore, calculated parameters that are typically reported as "Total" may vary slightly from the sum of the reported component parameters.

Pace Analytical is TNI accredited. Contact your Pace PM for the current list of accredited analytes.

TNI - The NELAC Institute.

## ANALYTE QUALIFIERS

| | |
|---|---|
| M1 | Matrix spike recovery exceeded QC limits. Batch accepted based on laboratory control sample (LCS) recovery. |
| N2 | The lab does not hold NELAC/TNI accreditation for this parameter but other accreditations/certifications may apply. A complete list of accreditations/certifications is available upon request. |



This report shall not be reproduced, except in full,
without the written consent of Pace Analytical Services, LLC.

**Pace Analytical Services, LLC**
9800 Kincey Ave. Suite 100
Huntersville, NC 28078
(704)875-9092

## QUALITY CONTROL DATA CROSS REFERENCE TABLE

Project: CPC HUNTERSVILLE 60639876
Pace Project No.: 92581679

| Lab ID | Sample ID | QC Batch Method | QC Batch | Analytical Method | Analytical Batch |
|---|---|---|---|---|---|
| **92581679001** | **MW-16D** | MADEP VPH | 670620 | | |
| **92581679001** | **MW-16D** | EPA 3010A | 671231 | EPA 6020B | 671298 |
| **92581679001** | **MW-16D** | SM 6200B | 670906 | | |
| **92581679002** | **TRIP BLANK** | SM 6200B | 670906 | | |



This report shall not be reproduced, except in full,
without the written consent of Pace Analytical Services, LLC.

| Pace Analytical | Document Name: Sample Condition Upon Receipt (SCUR) | Document Revised: November 15, 2021 Page 1 of 2 |
|---|---|---|
| | Document No.: F-CAR-CS-033-Rev.08 | Issuing Authority: Pace Carolinas Quality Office |

**Laboratory receiving samples:**

Asheville ☐ Eden ☐ Greenwood ☐ Huntersville ☐ Raleigh ☐ Mechanicsville ☐ Atlanta ☐ Kernersville ☐

**Sample Condition Upon Receipt**

**Client Name:** AECOM

**Project #** WO# : 92581679

92581679

**Courier:** ☐ Commercial ☐ Fed Ex ☐ Pace ☐ UPS ☐ USPS ☐ Other:____ ☑ Client

**Custody Seal Present?** ☐ Yes ☑ No **Seals Intact?** ☐ Yes ☑ No

**Date/Initials Person Examining Contents:** KH 1/7/22

**Packing Material:** ☐ Bubble Wrap ☑ Bubble Bags ☐ None ☐ Other

**Biological Tissue Frozen?** ☐ Yes ☐ No ☑ N/A

**Thermometer:** ☑ IR Gun ID: 92Toan **Type of Ice:** ☑ Wet ☐ Blue ☐ None

**Cooler Temp:** 2.0 **Correction Factor:** Add/Subtract (°C) 0

Temp should be above freezing to 6°C

☐ Samples out of temp criteria. Samples on ice, cooling process has begun

**Cooler Temp Corrected (°C):** 2.0

**USDA Regulated Soil** (☑ N/A, water sample)

Did samples originate in a quarantine zone within the United States: CA, NY, or SC (check maps)? ☐ Yes ☐ No

Did samples originate from a foreign source (internationally, including Hawaii and Puerto Rico)? ☐ Yes ☐ No

| | | | | Comments/Discrepancy: |
|---|---|---|---|---|
| Chain of Custody Present? | ☑ Yes | ☐ No | ☐ N/A | 1. |
| Samples Arrived within Hold Time? | ☑ Yes | ☐ No | ☐ N/A | 2. |
| Short Hold Time Analysis (<72 hr.)? | ☐ Yes | ☑ No | ☐ N/A | 3. |
| Rush Turn Around Time Requested? | ☐ Yes | ☑ No | ☐ N/A | 4. |
| Sufficient Volume? | ☑ Yes | ☐ No | ☐ N/A | 5. |
| Correct Containers Used? | ☑ Yes | ☐ No | ☐ N/A | 6. |
| -Pace Containers Used? | ☑ Yes | ☐ No | ☐ N/A | |
| Containers Intact? | ☑ Yes | ☐ No | ☐ N/A | 7. |
| Dissolved analysis: Samples Field Filtered? | ☐ Yes | ☐ No | ☑ N/A | 8. |
| Sample Labels Match COC? | ☑ Yes | ☐ No | ☐ N/A | 9. |
| -Includes Date/Time/ID/Analysis Matrix: WT | | | | |
| Headspace in VOA Vials (>5-6mm)? | ☐ Yes | ☑ No | ☐ N/A | 10. |
| Trip Blank Present? | ☑ Yes | ☑ No | ☐ N/A | 11. |
| Trip Blank Custody Seals Present? | ☑ Yes | ☐ No | ☐ N/A | KH 1/7/22 |

**COMMENTS/SAMPLE DISCREPANCY**

**Field Data Required?** ☐ Yes ☐ No

Lot ID of split containers:

**CLIENT NOTIFICATION/RESOLUTION**

Person contacted: _____ Date/Time: _____

**Project Manager SCURF Review:** BV **Date:** 1/10/22

**Project Manager SRF Review:** BV **Date:** 1/10/22

***Check mark top half of box if pH and/or dechlorination is verified and within the acceptance range for preservation samples.**

Exceptions: VOA, Coliform, TOC, Oil and Grease, DRO/8015 (water) DOC, LLHg

****Bottom half of box is to list number of bottles**

Project # WO# : 92581679

PM: BV Due Date: 01/12/22

CLIENT: 92-AECOM CHA

| Items | BP4U-125 mL Plastic Unpreserved (N/A) (Cl-) | BP3U-250 mL Plastic Unpreserved (N/A) | BP2U-500 mL Plastic Unpreserved (N/A) | BP1U-1 liter Plastic Unpreserved (N/A) | BP4S-125 mL Plastic H2SO4 (pH < 2) (Cl-) | BP3N-250 mL plastic HNO3 (pH < 2) | BP4Z-125 mL Plastic ZN Acetate & NaOH (>9) | BP4B-125 mL Plastic NaOH (pH > 12) (Cl-) | WGFU-Wide-mouthed Glass Jar Unpreserved | AG1U-1 liter Amber Unpreserved (N/A) (Cl-) | AG1H-1 liter Amber HCl (pH < 2) | AG3U-250 mL Amber Unpreserved (N/A) (Cl-) | AG1S-1 liter Amber H2SO4 (pH < 2) | AG3S-250 mL Amber H2SO4 (pH < 2) | AG3A(DG3A)-250 mL Amber NH4Cl (N/A)(Cl-) | DG9H-40 mL VOA HCl (N/A) | VG9T-40 mL VOA Na2S2O3 (N/A) | VG9U-40 mL VOA Unpreserved (N/A) | DG9P-40 mL VOA H3PO4 (N/A) | VOAK (3 vials per kit)-5035 kit (N/A) | V/GK (3 vials per kit)-VPH/Gas kit (N/A) | SP5T-125 mL Sterile Plastic (N/A – lab) | SP2T-250 mL Sterile Plastic (N/A – lab) | | BP3A-250 mL Plastic (NH2)2SO4 (9.3-9.7) | AG0U-100 mL Amber Unpreserved vials (N/A) | VSGU-20 mL Scintillation vials (N/A) | DG9U-40 mL Amber Unpreserved vials (N/A) |
|---|---|---|---|---|---|---|---|---|---|---|---|---|---|---|---|---|---|---|---|---|---|---|---|---|---|---|---|---|
| 1 | | | | | | 1 | | | | | | | | | | 7 | | | | | | | | | | | | |
| 2 | | | | | | | | | | | | | | | | 2 | | | | | | | | | | | | |
| 3 | | | | | | | | | | | | | | | | | | | | | | | | | | | | |
| 4 | | | | | | | | | | | | | | | | | | | | | | | | | | | | |
| 5 | | | | | | | | | | | | | | | | | | | | | | | | | | | | |
| 6 | | | | | | | | | | | | | | | | | | | | | | | | | | | | |
| 7 | | | | | | | | | | | | | | | | | | | | | | | | | | | | |
| 8 | | | | | | | | | | | | | | | | | | | | | | | | | | | | |
| 9 | | | | | | | | | | | | | | | | | | | | | | | | | | | | |
| 10 | | | | | | | | | | | | | | | | | | | | | | | | | | | | |
| 11 | | | | | | | | | | | | | | | | | | | | | | | | | | | | |
| 12 | | | | | | | | | | | | | | | | | | | | | | | | | | | | |

## pH Adjustment Log for Preserved Samples

| Sample ID | Type of Preservative | pH upon receipt | Date preservation adjusted | Time preservation adjusted | Amount of Preservative added | Lot # |
|---|---|---|---|---|---|---|
| | | | | | | |
| | | | | | | |
| | | | | | | |

Note: Whenever there is a discrepancy affecting North Carolina compliance samples, a copy of this form will be sent to the North Carolina DEHNR Certification Office (i.e. Out of hold, incorrect preservative, out of temp, incorrect containers.

Pace Analytical
WWW.PACELABS.COM

# CHAIN-OF-CUSTODY / Analytical Request Document

The Chain-of-Custody is a LEGAL DOCUMENT. All relevant fields must be completed accurately.

Submitting a sample via this chain of custody constitutes acknowledgment and acceptance of the Pace Terms and Conditions found at https://info.pacelabs.com/hubfs/pas-standard-terms.pdf.



| Section A Required Client Information: | | Section B Required Project Information: | | Section C Invoice Information: | |
|---|---|---|---|---|---|
| Company: | AECOM | Report To: | Andy Wreschnig | Attention: | |
| Address: | 6000 Fairview Road | Copy To: | | Company Name: | |
| | Suite 200, Charlotte, NC 28210 | | | Address: | |
| Email: | andrew.wreschnig@aecom.com | Purchase Order #: | | Pace Quote: | 60639876 |
| Phone: | (704)716-0757 Fax: | Project Name: | CPC Huntersville-60639876 | Pace Project Manager: | bonnie.vang@pacelabs.com, |
| Requested Due Date: | 3-Day TAT | Project #: | | Pace Profile #: | 12518-3 |

Regulatory Agency

State / Location: NC

| ITEM # | SAMPLE ID (One Character per box. (A-Z, 0-9 / , -) Sample Ids must be unique) | MATRIX CODE (see valid codes to left) | SAMPLE TYPE (G=GRAB C=COMP) | COLLECTED START DATE | COLLECTED START TIME | COLLECTED END DATE | COLLECTED END TIME | SAMPLE TEMP AT COLLECTION | # OF CONTAINERS | Preservatives: Unpreserved | H2SO4 | HNO3 | HCl | NaOH | Na2S2O3 | Methanol | Other | Analyses Test Y/N | 8260B | VPH | 6010-Pb | n-butanol by 8200 | Trip BLANK | Residual Chlorine (Y/N) | 92581679 |
|---|---|---|---|---|---|---|---|---|---|---|---|---|---|---|---|---|---|---|---|---|---|---|---|---|---|---|
| 1 | ~~TA~~ MW-16D | WT | G | 1/7/22 | 1515 | | | | 8 | | | X | X | | | | | | X | X | X | | | | | (N1) |
| 2 | Trip Blank | | | | | | | | 2 | | | | | | | | | | | | | | X | | | (N2) |
| 3 | | | | | | | | | | | | | | | | | | | | | | | | | | |
| 4 | | | | | | | | | | | | | | | | | | | | | | | | | | |
| 5 | | | | | | | | | | | | | | | | | | | | | | | | | | |
| 6 | | | | | | | | | | | | | | | | | | | | | | | | | | |
| 7 | | | | | | | | | | | | | | | | | | | | | | | | | | |
| 8 | | | | | | | | | | | | | | | | | | | | | | | | | | |
| 9 | | | | | | | | | | | | | | | | | | | | | | | | | | |
| 10 | | | | | | | | | | | | | | | | | | | | | | | | | | |
| 11 | | | | | | | | | | | | | | | | | | | | | | | | | | |
| 12 | | | | | | | | | | | | | | | | | | | | | | | | | | |

MATRIX CODE: Drinking Water DW; Water WT; Waste Water WW; Product P; Soil/Solid SL; Oil OL; Wipe WP; Air AR; Other OT; Tissue TS

| ADDITIONAL COMMENTS | RELINQUISHED BY / AFFILIATION | DATE | TIME | ACCEPTED BY / AFFILIATION | DATE | TIME |
|---|---|---|---|---|---|---|
| 3-Day TAT | Mike deKozlowski/AECOM | 1/7/22 | 1700 | KH Pace HVL | 1/7/22 | 1700 |
| | | | | | | |
| | | | | | | |
| | | | | | | |

| SAMPLE CONDITIONS | | | |
|---|---|---|---|
| TEMP in C | Received on Ice (Y/N) | Custody Sealed Cooler (Y/N) | Samples Intact (Y/N) |
| 2.6 | Y | N | Y |

SAMPLER NAME AND SIGNATURE

PRINT Name of SAMPLER: Mike deKozlowski

SIGNATURE of SAMPLER: Mike deKozlowski DATE Signed: 1/7/22

**Pace Analytical Services, LLC**
9800 Kincey Ave. Suite 100
Huntersville, NC 28078
(704)875-9092

January 14, 2022

Andrew Wreschnig
AECOM
6000 Fairview Road
Suite 200
Charlotte, NC 28210

RE: Project: CPC HUNTERSVILLE-60639876
Pace Project No.: 92581742

Dear Andrew Wreschnig:

Enclosed are the analytical results for sample(s) received by the laboratory on January 07, 2022. The results relate only to the samples included in this report. Results reported herein conform to the applicable TNI/NELAC Standards and the laboratory's Quality Manual, where applicable, unless otherwise noted in the body of the report.

The test results provided in this final report were generated by each of the following laboratories within the Pace Network:

- Pace Analytical Services - Asheville
- Pace Analytical Services - Charlotte

If you have any questions concerning this report, please feel free to contact me.

Sincerely,

Bonnie Vang
bonnie.vang@pacelabs.com
(704)875-9092
Project Manager

Enclosures

cc: Teresa Amentt Jennings, AECOM
Jeff Morrison, Colonial Pipeline Company



This report shall not be reproduced, except in full,
without the written consent of Pace Analytical Services, LLC.

**Pace Analytical Services, LLC**
9800 Kincey Ave.  Suite 100
Huntersville, NC 28078
(704)875-9092

## CERTIFICATIONS

Project: CPC HUNTERSVILLE-60639876
Pace Project No.: 92581742

**Pace Analytical Services Charlotte**

South Carolina Laboratory ID: 99006
9800 Kincey Ave. Ste 100, Huntersville, NC 28078
North Carolina Drinking Water Certification #: 37706
North Carolina Field Services Certification #: 5342
North Carolina Wastewater Certification #: 12
South Carolina Laboratory ID: 99006
South Carolina Certification #: 99006001
South Carolina Drinking Water Cert. #: 99006003
Florida/NELAP Certification #: E87627
Kentucky UST Certification #: 84
Louisiana DoH Drinking Water #: LA029
Virginia/VELAP Certification #: 460221

**Pace Analytical Services Asheville**

2225 Riverside Drive, Asheville, NC  28804
Florida/NELAP Certification #: E87648
North Carolina Drinking Water Certification #: 37712
North Carolina Wastewater Certification #: 40
South Carolina Laboratory ID: 99030
South Carolina Certification #: 99030001
Virginia/VELAP Certification #: 460222



This report shall not be reproduced, except in full,
without the written consent of Pace Analytical Services, LLC.

**Pace Analytical Services, LLC**
9800 Kincey Ave. Suite 100
Huntersville, NC 28078
(704)875-9092

## SAMPLE SUMMARY

Project: CPC HUNTERSVILLE-60639876
Pace Project No.: 92581742

| Lab ID | Sample ID | Matrix | Date Collected | Date Received |
|---|---|---|---|---|
| **92581742001** | **MW-2** | Water | 01/07/22 10:25 | 01/07/22 17:00 |
| **92581742002** | **MW-35** | Water | 01/07/22 10:35 | 01/07/22 17:00 |
| **92581742003** | **MW-04D** | Water | 01/07/22 11:50 | 01/07/22 17:00 |
| **92581742004** | **MW-12** | Water | 01/07/22 12:00 | 01/07/22 17:00 |
| **92581742005** | **MW-5** | Water | 01/07/22 12:15 | 01/07/22 17:00 |
| **92581742006** | **MW-58** | Water | 01/07/22 10:35 | 01/07/22 17:00 |
| **92581742007** | **MW-59** | Water | 01/07/22 12:35 | 01/07/22 17:00 |
| **92581742008** | **MW-15** | Water | 01/07/22 14:15 | 01/07/22 17:00 |
| **92581742009** | **MW-36DR** | Water | 01/07/22 13:50 | 01/07/22 17:00 |
| **92581742010** | **MW-89D** | Water | 01/07/22 14:15 | 01/07/22 17:00 |
| **92581742011** | **MW-6** | Water | 01/07/22 14:25 | 01/07/22 17:00 |
| **92581742012** | **MW-04** | Water | 01/07/22 14:50 | 01/07/22 17:00 |
| **92581742013** | **MW-91DD** | Water | 01/07/22 15:00 | 01/07/22 17:00 |
| **92581742014** | **MW-03** | Water | 01/07/22 15:45 | 01/07/22 17:00 |
| **92581742015** | **EB-1-20220107** | Water | 01/07/22 08:15 | 01/07/22 17:00 |
| **92581742016** | **FB-1-20220107** | Water | 01/07/22 15:10 | 01/07/22 17:00 |
| **92581742017** | **DUP-2-20220107** | Water | 01/07/22 00:00 | 01/07/22 17:00 |
| **92581742018** | **TRIP BLANK** | Water | 01/07/22 00:00 | 01/07/22 17:00 |



This report shall not be reproduced, except in full,
without the written consent of Pace Analytical Services, LLC.

Pace Analytical Services, LLC
9800 Kincey Ave. Suite 100
Huntersville, NC 28078
(704)875-9092

## SAMPLE ANALYTE COUNT

Project: CPC HUNTERSVILLE-60639876
Pace Project No.: 92581742

| Lab ID | Sample ID | Method | Analysts | Analytes Reported | Laboratory |
|---|---|---|---|---|---|
| **92581742001** | **MW-2** | MADEP VPH | MAD | 6 | PASI-C |
| | | EPA 6020B | CRW | 1 | PASI-A |
| | | SM 6200B | NSCQ | 63 | PASI-C |
| **92581742002** | **MW-35** | MADEP VPH | MAD | 6 | PASI-C |
| | | EPA 6020B | CRW | 1 | PASI-A |
| | | SM 6200B | NSCQ | 63 | PASI-C |
| **92581742003** | **MW-04D** | MADEP VPH | MAD | 6 | PASI-C |
| | | EPA 6020B | CRW | 1 | PASI-A |
| | | SM 6200B | NSCQ | 63 | PASI-C |
| **92581742004** | **MW-12** | MADEP VPH | MAD | 6 | PASI-C |
| | | EPA 6020B | CRW | 1 | PASI-A |
| | | SM 6200B | NSCQ | 63 | PASI-C |
| **92581742005** | **MW-5** | MADEP VPH | MAD | 6 | PASI-C |
| | | EPA 6020B | CRW | 1 | PASI-A |
| | | SM 6200B | NSCQ | 63 | PASI-C |
| **92581742006** | **MW-58** | MADEP VPH | MAD | 6 | PASI-C |
| | | EPA 6020B | CRW | 1 | PASI-A |
| | | SM 6200B | NSCQ | 63 | PASI-C |
| **92581742007** | **MW-59** | MADEP VPH | MAD | 6 | PASI-C |
| | | EPA 6020B | CRW | 1 | PASI-A |
| | | SM 6200B | NSCQ | 63 | PASI-C |
| **92581742008** | **MW-15** | MADEP VPH | MAD | 6 | PASI-C |
| | | EPA 6020B | CRW | 1 | PASI-A |
| | | SM 6200B | NSCQ | 63 | PASI-C |
| **92581742009** | **MW-36DR** | MADEP VPH | MAD | 6 | PASI-C |
| | | EPA 6020B | CRW | 1 | PASI-A |
| | | SM 6200B | NSCQ | 63 | PASI-C |
| **92581742010** | **MW-89D** | MADEP VPH | MAD | 6 | PASI-C |
| | | EPA 6020B | CRW | 1 | PASI-A |
| | | SM 6200B | NSCQ | 63 | PASI-C |
| **92581742011** | **MW-6** | MADEP VPH | MAD | 6 | PASI-C |
| | | EPA 6020B | CRW | 1 | PASI-A |
| | | SM 6200B | NSCQ | 63 | PASI-C |
| **92581742012** | **MW-04** | MADEP VPH | MAD | 6 | PASI-C |
| | | EPA 6020B | CRW | 1 | PASI-A |
| | | SM 6200B | NSCQ | 63 | PASI-C |
| **92581742013** | **MW-91DD** | MADEP VPH | MAD | 6 | PASI-C |



This report shall not be reproduced, except in full,
without the written consent of Pace Analytical Services, LLC.

**Pace Analytical Services, LLC**
9800 Kincey Ave. Suite 100
Huntersville, NC 28078
(704)875-9092

## SAMPLE ANALYTE COUNT

Project: CPC HUNTERSVILLE-60639876
Pace Project No.: 92581742

| Lab ID | Sample ID | Method | Analysts | Analytes Reported | Laboratory |
|---|---|---|---|---|---|
| | | EPA 6020B | CRW | 1 | PASI-A |
| | | SM 6200B | NSCQ | 63 | PASI-C |
| **92581742014** | **MW-03** | MADEP VPH | MAD | 6 | PASI-C |
| | | EPA 6020B | CRW | 1 | PASI-A |
| | | SM 6200B | CL | 63 | PASI-C |
| **92581742015** | **EB-1-20220107** | MADEP VPH | MAD | 6 | PASI-C |
| | | EPA 6020B | CRW | 1 | PASI-A |
| | | SM 6200B | NSCQ | 63 | PASI-C |
| **92581742016** | **FB-1-20220107** | MADEP VPH | MAD | 6 | PASI-C |
| | | SM 6200B | NSCQ | 63 | PASI-C |
| **92581742017** | **DUP-2-20220107** | MADEP VPH | MAD | 6 | PASI-C |
| | | EPA 6020B | CRW | 1 | PASI-A |
| | | SM 6200B | SAS | 63 | PASI-C |
| **92581742018** | **TRIP BLANK** | SM 6200B | SAS | 63 | PASI-C |

PASI-A = Pace Analytical Services - Asheville
PASI-C = Pace Analytical Services - Charlotte



This report shall not be reproduced, except in full,
without the written consent of Pace Analytical Services, LLC.

**Pace Analytical Services, LLC**
9800 Kincey Ave. Suite 100
Huntersville, NC 28078
(704)875-9092

## ANALYTICAL RESULTS

Project: CPC HUNTERSVILLE-60639876
Pace Project No.: 92581742

**Sample: MW-2** **Lab ID: 92581742001** Collected: 01/07/22 10:25 Received: 01/07/22 17:00 Matrix: Water

| Parameters | Results | Units | Report Limit | MDL | DF | Prepared | Analyzed | CAS No. | Qual |
|---|---|---|---|---|---|---|---|---|---|
| **VPH NC Water** | Analytical Method: MADEP VPH<br>Pace Analytical Services - Charlotte | | | | | | | | |
| Total VPH (C5-C12) | ND | ug/L | 50.0 | 50.0 | 1 | | 01/10/22 20:31 | | N2 |
| Aliphatic (C05-C08) | ND | ug/L | 50.0 | 50.0 | 1 | | 01/10/22 20:31 | | N2 |
| Aliphatic(C09-C12) Adjusted | ND | ug/L | 50.0 | 50.0 | 1 | | 01/10/22 20:31 | | N2 |
| Aromatic (C09-C10) | ND | ug/L | 50.0 | 50.0 | 1 | | 01/10/22 20:31 | | N2 |
| ***Surrogates*** | | | | | | | | | |
| 4-Bromofluorobenzene (FID) (S) | 97 | % | 70-130 | | 1 | | 01/10/22 20:31 | 460-00-4 | |
| 4-Bromofluorobenzene (PID) (S) | 76 | % | 70-130 | | 1 | | 01/10/22 20:31 | 460-00-4 | |
| **6020 MET ICPMS** | Analytical Method: EPA 6020B Preparation Method: EPA 3010A<br>Pace Analytical Services - Asheville | | | | | | | | |
| Lead | **0.35J** | ug/L | 5.0 | 0.077 | 1 | 01/11/22 02:56 | 01/11/22 13:01 | 7439-92-1 | |
| **6200B MSV** | Analytical Method: SM 6200B<br>Pace Analytical Services - Charlotte | | | | | | | | |
| Benzene | ND | ug/L | 0.50 | 0.34 | 1 | | 01/11/22 16:28 | 71-43-2 | |
| Bromobenzene | ND | ug/L | 0.50 | 0.29 | 1 | | 01/11/22 16:28 | 108-86-1 | |
| Bromochloromethane | ND | ug/L | 0.50 | 0.47 | 1 | | 01/11/22 16:28 | 74-97-5 | |
| Bromodichloromethane | ND | ug/L | 0.50 | 0.31 | 1 | | 01/11/22 16:28 | 75-27-4 | |
| Bromoform | ND | ug/L | 0.50 | 0.34 | 1 | | 01/11/22 16:28 | 75-25-2 | |
| Bromomethane | ND | ug/L | 5.0 | 1.7 | 1 | | 01/11/22 16:28 | 74-83-9 | |
| n-Butylbenzene | ND | ug/L | 0.50 | 0.49 | 1 | | 01/11/22 16:28 | 104-51-8 | |
| sec-Butylbenzene | ND | ug/L | 0.50 | 0.40 | 1 | | 01/11/22 16:28 | 135-98-8 | |
| tert-Butylbenzene | ND | ug/L | 0.50 | 0.32 | 1 | | 01/11/22 16:28 | 98-06-6 | |
| Carbon tetrachloride | ND | ug/L | 0.50 | 0.33 | 1 | | 01/11/22 16:28 | 56-23-5 | |
| Chlorobenzene | ND | ug/L | 0.50 | 0.28 | 1 | | 01/11/22 16:28 | 108-90-7 | |
| Chloroethane | ND | ug/L | 1.0 | 0.65 | 1 | | 01/11/22 16:28 | 75-00-3 | |
| Chloroform | ND | ug/L | 0.50 | 0.35 | 1 | | 01/11/22 16:28 | 67-66-3 | |
| Chloromethane | ND | ug/L | 1.0 | 0.54 | 1 | | 01/11/22 16:28 | 74-87-3 | |
| 2-Chlorotoluene | ND | ug/L | 0.50 | 0.32 | 1 | | 01/11/22 16:28 | 95-49-8 | |
| 4-Chlorotoluene | ND | ug/L | 0.50 | 0.32 | 1 | | 01/11/22 16:28 | 106-43-4 | |
| 1,2-Dibromo-3-chloropropane | ND | ug/L | 1.0 | 0.34 | 1 | | 01/11/22 16:28 | 96-12-8 | |
| Dibromochloromethane | ND | ug/L | 0.50 | 0.36 | 1 | | 01/11/22 16:28 | 124-48-1 | |
| 1,2-Dibromoethane (EDB) | ND | ug/L | 0.50 | 0.27 | 1 | | 01/11/22 16:28 | 106-93-4 | |
| Dibromomethane | ND | ug/L | 0.50 | 0.39 | 1 | | 01/11/22 16:28 | 74-95-3 | |
| 1,2-Dichlorobenzene | ND | ug/L | 0.50 | 0.34 | 1 | | 01/11/22 16:28 | 95-50-1 | |
| 1,3-Dichlorobenzene | ND | ug/L | 0.50 | 0.34 | 1 | | 01/11/22 16:28 | 541-73-1 | |
| 1,4-Dichlorobenzene | ND | ug/L | 0.50 | 0.33 | 1 | | 01/11/22 16:28 | 106-46-7 | |
| Dichlorodifluoromethane | ND | ug/L | 0.50 | 0.35 | 1 | | 01/11/22 16:28 | 75-71-8 | |
| 1,1-Dichloroethane | ND | ug/L | 0.50 | 0.37 | 1 | | 01/11/22 16:28 | 75-34-3 | |
| 1,2-Dichloroethane | ND | ug/L | 0.50 | 0.32 | 1 | | 01/11/22 16:28 | 107-06-2 | |
| 1,1-Dichloroethene | ND | ug/L | 0.50 | 0.35 | 1 | | 01/11/22 16:28 | 75-35-4 | |
| cis-1,2-Dichloroethene | ND | ug/L | 0.50 | 0.38 | 1 | | 01/11/22 16:28 | 156-59-2 | |
| trans-1,2-Dichloroethene | ND | ug/L | 0.50 | 0.40 | 1 | | 01/11/22 16:28 | 156-60-5 | |
| 1,2-Dichloropropane | ND | ug/L | 0.50 | 0.36 | 1 | | 01/11/22 16:28 | 78-87-5 | |
| 1,3-Dichloropropane | ND | ug/L | 0.50 | 0.28 | 1 | | 01/11/22 16:28 | 142-28-9 | |

## REPORT OF LABORATORY ANALYSIS

This report shall not be reproduced, except in full,
without the written consent of Pace Analytical Services, LLC.

**Pace Analytical Services, LLC**
9800 Kincey Ave. Suite 100
Huntersville, NC 28078
(704)875-9092

## ANALYTICAL RESULTS

Project: CPC HUNTERSVILLE-60639876
Pace Project No.: 92581742

**Sample: MW-2** **Lab ID: 92581742001** Collected: 01/07/22 10:25 Received: 01/07/22 17:00 Matrix: Water

| Parameters | Results | Units | Report Limit | MDL | DF | Prepared | Analyzed | CAS No. | Qual |
|---|---|---|---|---|---|---|---|---|---|
| **6200B MSV** | Analytical Method: SM 6200B<br>Pace Analytical Services - Charlotte | | | | | | | | |
| 2,2-Dichloropropane | ND | ug/L | 0.50 | 0.39 | 1 | | 01/11/22 16:28 | 594-20-7 | |
| 1,1-Dichloropropene | ND | ug/L | 0.50 | 0.43 | 1 | | 01/11/22 16:28 | 563-58-6 | |
| cis-1,3-Dichloropropene | ND | ug/L | 0.50 | 0.36 | 1 | | 01/11/22 16:28 | 10061-01-5 | |
| trans-1,3-Dichloropropene | ND | ug/L | 0.50 | 0.36 | 1 | | 01/11/22 16:28 | 10061-02-6 | |
| Diisopropyl ether | ND | ug/L | 0.50 | 0.31 | 1 | | 01/11/22 16:28 | 108-20-3 | |
| Ethylbenzene | ND | ug/L | 0.50 | 0.30 | 1 | | 01/11/22 16:28 | 100-41-4 | |
| Hexachloro-1,3-butadiene | ND | ug/L | 2.0 | 1.5 | 1 | | 01/11/22 16:28 | 87-68-3 | |
| Isopropylbenzene (Cumene) | ND | ug/L | 0.50 | 0.33 | 1 | | 01/11/22 16:28 | 98-82-8 | |
| Methylene Chloride | ND | ug/L | 2.0 | 2.0 | 1 | | 01/11/22 16:28 | 75-09-2 | |
| Methyl-tert-butyl ether | ND | ug/L | 0.50 | 0.42 | 1 | | 01/11/22 16:28 | 1634-04-4 | |
| Naphthalene | ND | ug/L | 2.0 | 0.64 | 1 | | 01/11/22 16:28 | 91-20-3 | |
| n-Propylbenzene | ND | ug/L | 0.50 | 0.34 | 1 | | 01/11/22 16:28 | 103-65-1 | |
| Styrene | ND | ug/L | 0.50 | 0.29 | 1 | | 01/11/22 16:28 | 100-42-5 | |
| 1,1,1,2-Tetrachloroethane | ND | ug/L | 0.50 | 0.31 | 1 | | 01/11/22 16:28 | 630-20-6 | |
| 1,1,2,2-Tetrachloroethane | ND | ug/L | 0.50 | 0.22 | 1 | | 01/11/22 16:28 | 79-34-5 | |
| Tetrachloroethene | ND | ug/L | 0.50 | 0.29 | 1 | | 01/11/22 16:28 | 127-18-4 | |
| Toluene | ND | ug/L | 0.50 | 0.48 | 1 | | 01/11/22 16:28 | 108-88-3 | |
| 1,2,3-Trichlorobenzene | ND | ug/L | 2.0 | 0.81 | 1 | | 01/11/22 16:28 | 87-61-6 | |
| 1,2,4-Trichlorobenzene | ND | ug/L | 2.0 | 0.64 | 1 | | 01/11/22 16:28 | 120-82-1 | |
| 1,1,1-Trichloroethane | ND | ug/L | 0.50 | 0.33 | 1 | | 01/11/22 16:28 | 71-55-6 | |
| 1,1,2-Trichloroethane | ND | ug/L | 0.50 | 0.32 | 1 | | 01/11/22 16:28 | 79-00-5 | |
| Trichloroethene | ND | ug/L | 0.50 | 0.38 | 1 | | 01/11/22 16:28 | 79-01-6 | |
| Trichlorofluoromethane | ND | ug/L | 1.0 | 0.30 | 1 | | 01/11/22 16:28 | 75-69-4 | |
| 1,2,3-Trichloropropane | ND | ug/L | 0.50 | 0.26 | 1 | | 01/11/22 16:28 | 96-18-4 | |
| 1,2,4-Trimethylbenzene | ND | ug/L | 0.50 | 0.50 | 1 | | 01/11/22 16:28 | 95-63-6 | |
| 1,3,5-Trimethylbenzene | ND | ug/L | 0.50 | 0.33 | 1 | | 01/11/22 16:28 | 108-67-8 | |
| Vinyl chloride | ND | ug/L | 1.0 | 0.39 | 1 | | 01/11/22 16:28 | 75-01-4 | |
| m&p-Xylene | ND | ug/L | 1.0 | 0.71 | 1 | | 01/11/22 16:28 | 179601-23-1 | |
| o-Xylene | ND | ug/L | 0.50 | 0.34 | 1 | | 01/11/22 16:28 | 95-47-6 | |
| ***Surrogates*** | | | | | | | | | |
| 1,2-Dichloroethane-d4 (S) | 98 | % | 70-130 | | 1 | | 01/11/22 16:28 | 17060-07-0 | |
| 4-Bromofluorobenzene (S) | 102 | % | 70-130 | | 1 | | 01/11/22 16:28 | 460-00-4 | |
| Toluene-d8 (S) | 102 | % | 70-130 | | 1 | | 01/11/22 16:28 | 2037-26-5 | |

## REPORT OF LABORATORY ANALYSIS

This report shall not be reproduced, except in full,
without the written consent of Pace Analytical Services, LLC.

**Pace Analytical Services, LLC**
9800 Kincey Ave. Suite 100
Huntersville, NC 28078
(704)875-9092

## ANALYTICAL RESULTS

Project: CPC HUNTERSVILLE-60639876
Pace Project No.: 92581742

**Sample: MW-35** **Lab ID: 92581742002** Collected: 01/07/22 10:35 Received: 01/07/22 17:00 Matrix: Water

| Parameters | Results | Units | Report Limit | MDL | DF | Prepared | Analyzed | CAS No. | Qual |
|---|---|---|---|---|---|---|---|---|---|
| **VPH NC Water** | Analytical Method: MADEP VPH<br>Pace Analytical Services - Charlotte | | | | | | | | |
| Total VPH (C5-C12) | ND | ug/L | 50.0 | 50.0 | 1 | | 01/10/22 20:59 | | N2 |
| Aliphatic (C05-C08) | ND | ug/L | 50.0 | 50.0 | 1 | | 01/10/22 20:59 | | N2 |
| Aliphatic(C09-C12) Adjusted | ND | ug/L | 50.0 | 50.0 | 1 | | 01/10/22 20:59 | | N2 |
| Aromatic (C09-C10) | ND | ug/L | 50.0 | 50.0 | 1 | | 01/10/22 20:59 | | N2 |
| ***Surrogates*** | | | | | | | | | |
| 4-Bromofluorobenzene (FID) (S) | 98 | % | 70-130 | | 1 | | 01/10/22 20:59 | 460-00-4 | |
| 4-Bromofluorobenzene (PID) (S) | 80 | % | 70-130 | | 1 | | 01/10/22 20:59 | 460-00-4 | |
| **6020 MET ICPMS** | Analytical Method: EPA 6020B Preparation Method: EPA 3010A<br>Pace Analytical Services - Asheville | | | | | | | | |
| Lead | **0.21J** | ug/L | 5.0 | 0.077 | 1 | 01/11/22 02:56 | 01/11/22 13:24 | 7439-92-1 | |
| **6200B MSV** | Analytical Method: SM 6200B<br>Pace Analytical Services - Charlotte | | | | | | | | |
| Benzene | ND | ug/L | 0.50 | 0.34 | 1 | | 01/11/22 16:45 | 71-43-2 | |
| Bromobenzene | ND | ug/L | 0.50 | 0.29 | 1 | | 01/11/22 16:45 | 108-86-1 | |
| Bromochloromethane | ND | ug/L | 0.50 | 0.47 | 1 | | 01/11/22 16:45 | 74-97-5 | |
| Bromodichloromethane | ND | ug/L | 0.50 | 0.31 | 1 | | 01/11/22 16:45 | 75-27-4 | |
| Bromoform | ND | ug/L | 0.50 | 0.34 | 1 | | 01/11/22 16:45 | 75-25-2 | |
| Bromomethane | ND | ug/L | 5.0 | 1.7 | 1 | | 01/11/22 16:45 | 74-83-9 | |
| n-Butylbenzene | ND | ug/L | 0.50 | 0.49 | 1 | | 01/11/22 16:45 | 104-51-8 | |
| sec-Butylbenzene | ND | ug/L | 0.50 | 0.40 | 1 | | 01/11/22 16:45 | 135-98-8 | |
| tert-Butylbenzene | ND | ug/L | 0.50 | 0.32 | 1 | | 01/11/22 16:45 | 98-06-6 | |
| Carbon tetrachloride | ND | ug/L | 0.50 | 0.33 | 1 | | 01/11/22 16:45 | 56-23-5 | |
| Chlorobenzene | ND | ug/L | 0.50 | 0.28 | 1 | | 01/11/22 16:45 | 108-90-7 | |
| Chloroethane | ND | ug/L | 1.0 | 0.65 | 1 | | 01/11/22 16:45 | 75-00-3 | |
| Chloroform | ND | ug/L | 0.50 | 0.35 | 1 | | 01/11/22 16:45 | 67-66-3 | |
| Chloromethane | ND | ug/L | 1.0 | 0.54 | 1 | | 01/11/22 16:45 | 74-87-3 | |
| 2-Chlorotoluene | ND | ug/L | 0.50 | 0.32 | 1 | | 01/11/22 16:45 | 95-49-8 | |
| 4-Chlorotoluene | ND | ug/L | 0.50 | 0.32 | 1 | | 01/11/22 16:45 | 106-43-4 | |
| 1,2-Dibromo-3-chloropropane | ND | ug/L | 1.0 | 0.34 | 1 | | 01/11/22 16:45 | 96-12-8 | |
| Dibromochloromethane | ND | ug/L | 0.50 | 0.36 | 1 | | 01/11/22 16:45 | 124-48-1 | |
| 1,2-Dibromoethane (EDB) | ND | ug/L | 0.50 | 0.27 | 1 | | 01/11/22 16:45 | 106-93-4 | |
| Dibromomethane | ND | ug/L | 0.50 | 0.39 | 1 | | 01/11/22 16:45 | 74-95-3 | |
| 1,2-Dichlorobenzene | ND | ug/L | 0.50 | 0.34 | 1 | | 01/11/22 16:45 | 95-50-1 | |
| 1,3-Dichlorobenzene | ND | ug/L | 0.50 | 0.34 | 1 | | 01/11/22 16:45 | 541-73-1 | |
| 1,4-Dichlorobenzene | ND | ug/L | 0.50 | 0.33 | 1 | | 01/11/22 16:45 | 106-46-7 | |
| Dichlorodifluoromethane | ND | ug/L | 0.50 | 0.35 | 1 | | 01/11/22 16:45 | 75-71-8 | |
| 1,1-Dichloroethane | ND | ug/L | 0.50 | 0.37 | 1 | | 01/11/22 16:45 | 75-34-3 | |
| 1,2-Dichloroethane | ND | ug/L | 0.50 | 0.32 | 1 | | 01/11/22 16:45 | 107-06-2 | |
| 1,1-Dichloroethene | ND | ug/L | 0.50 | 0.35 | 1 | | 01/11/22 16:45 | 75-35-4 | |
| cis-1,2-Dichloroethene | ND | ug/L | 0.50 | 0.38 | 1 | | 01/11/22 16:45 | 156-59-2 | |
| trans-1,2-Dichloroethene | ND | ug/L | 0.50 | 0.40 | 1 | | 01/11/22 16:45 | 156-60-5 | |
| 1,2-Dichloropropane | ND | ug/L | 0.50 | 0.36 | 1 | | 01/11/22 16:45 | 78-87-5 | |
| 1,3-Dichloropropane | ND | ug/L | 0.50 | 0.28 | 1 | | 01/11/22 16:45 | 142-28-9 | |

## REPORT OF LABORATORY ANALYSIS

This report shall not be reproduced, except in full,
without the written consent of Pace Analytical Services, LLC.

**Pace Analytical Services, LLC**
9800 Kincey Ave. Suite 100
Huntersville, NC 28078
(704)875-9092

## ANALYTICAL RESULTS

Project: CPC HUNTERSVILLE-60639876
Pace Project No.: 92581742

**Sample: MW-35** **Lab ID: 92581742002** Collected: 01/07/22 10:35 Received: 01/07/22 17:00 Matrix: Water

| Parameters | Results | Units | Report Limit | MDL | DF | Prepared | Analyzed | CAS No. | Qual |
|---|---|---|---|---|---|---|---|---|---|
| **6200B MSV** | Analytical Method: SM 6200B<br>Pace Analytical Services - Charlotte | | | | | | | | |
| 2,2-Dichloropropane | ND | ug/L | 0.50 | 0.39 | 1 | | 01/11/22 16:45 | 594-20-7 | |
| 1,1-Dichloropropene | ND | ug/L | 0.50 | 0.43 | 1 | | 01/11/22 16:45 | 563-58-6 | |
| cis-1,3-Dichloropropene | ND | ug/L | 0.50 | 0.36 | 1 | | 01/11/22 16:45 | 10061-01-5 | |
| trans-1,3-Dichloropropene | ND | ug/L | 0.50 | 0.36 | 1 | | 01/11/22 16:45 | 10061-02-6 | |
| Diisopropyl ether | ND | ug/L | 0.50 | 0.31 | 1 | | 01/11/22 16:45 | 108-20-3 | |
| Ethylbenzene | **0.36J** | ug/L | 0.50 | 0.30 | 1 | | 01/11/22 16:45 | 100-41-4 | |
| Hexachloro-1,3-butadiene | ND | ug/L | 2.0 | 1.5 | 1 | | 01/11/22 16:45 | 87-68-3 | |
| Isopropylbenzene (Cumene) | ND | ug/L | 0.50 | 0.33 | 1 | | 01/11/22 16:45 | 98-82-8 | |
| Methylene Chloride | ND | ug/L | 2.0 | 2.0 | 1 | | 01/11/22 16:45 | 75-09-2 | |
| Methyl-tert-butyl ether | ND | ug/L | 0.50 | 0.42 | 1 | | 01/11/22 16:45 | 1634-04-4 | |
| Naphthalene | ND | ug/L | 2.0 | 0.64 | 1 | | 01/11/22 16:45 | 91-20-3 | |
| n-Propylbenzene | ND | ug/L | 0.50 | 0.34 | 1 | | 01/11/22 16:45 | 103-65-1 | |
| Styrene | ND | ug/L | 0.50 | 0.29 | 1 | | 01/11/22 16:45 | 100-42-5 | |
| 1,1,1,2-Tetrachloroethane | ND | ug/L | 0.50 | 0.31 | 1 | | 01/11/22 16:45 | 630-20-6 | |
| 1,1,2,2-Tetrachloroethane | ND | ug/L | 0.50 | 0.22 | 1 | | 01/11/22 16:45 | 79-34-5 | |
| Tetrachloroethene | ND | ug/L | 0.50 | 0.29 | 1 | | 01/11/22 16:45 | 127-18-4 | |
| Toluene | **1.5** | ug/L | 0.50 | 0.48 | 1 | | 01/11/22 16:45 | 108-88-3 | |
| 1,2,3-Trichlorobenzene | ND | ug/L | 2.0 | 0.81 | 1 | | 01/11/22 16:45 | 87-61-6 | |
| 1,2,4-Trichlorobenzene | ND | ug/L | 2.0 | 0.64 | 1 | | 01/11/22 16:45 | 120-82-1 | |
| 1,1,1-Trichloroethane | ND | ug/L | 0.50 | 0.33 | 1 | | 01/11/22 16:45 | 71-55-6 | |
| 1,1,2-Trichloroethane | ND | ug/L | 0.50 | 0.32 | 1 | | 01/11/22 16:45 | 79-00-5 | |
| Trichloroethene | ND | ug/L | 0.50 | 0.38 | 1 | | 01/11/22 16:45 | 79-01-6 | |
| Trichlorofluoromethane | ND | ug/L | 1.0 | 0.30 | 1 | | 01/11/22 16:45 | 75-69-4 | |
| 1,2,3-Trichloropropane | ND | ug/L | 0.50 | 0.26 | 1 | | 01/11/22 16:45 | 96-18-4 | |
| 1,2,4-Trimethylbenzene | **0.51** | ug/L | 0.50 | 0.50 | 1 | | 01/11/22 16:45 | 95-63-6 | |
| 1,3,5-Trimethylbenzene | ND | ug/L | 0.50 | 0.33 | 1 | | 01/11/22 16:45 | 108-67-8 | |
| Vinyl chloride | ND | ug/L | 1.0 | 0.39 | 1 | | 01/11/22 16:45 | 75-01-4 | |
| m&p-Xylene | **1.4** | ug/L | 1.0 | 0.71 | 1 | | 01/11/22 16:45 | 179601-23-1 | |
| o-Xylene | **0.58** | ug/L | 0.50 | 0.34 | 1 | | 01/11/22 16:45 | 95-47-6 | |
| ***Surrogates*** | | | | | | | | | |
| 1,2-Dichloroethane-d4 (S) | 97 | % | 70-130 | | 1 | | 01/11/22 16:45 | 17060-07-0 | |
| 4-Bromofluorobenzene (S) | 102 | % | 70-130 | | 1 | | 01/11/22 16:45 | 460-00-4 | |
| Toluene-d8 (S) | 103 | % | 70-130 | | 1 | | 01/11/22 16:45 | 2037-26-5 | |

## REPORT OF LABORATORY ANALYSIS

This report shall not be reproduced, except in full,
without the written consent of Pace Analytical Services, LLC.

Pace Analytical Services, LLC
9800 Kincey Ave. Suite 100
Huntersville, NC 28078
(704)875-9092

## ANALYTICAL RESULTS

Project: CPC HUNTERSVILLE-60639876
Pace Project No.: 92581742

**Sample: MW-04D** **Lab ID: 92581742003** Collected: 01/07/22 11:50 Received: 01/07/22 17:00 Matrix: Water

| Parameters | Results | Units | Report Limit | MDL | DF | Prepared | Analyzed | CAS No. | Qual |
|---|---|---|---|---|---|---|---|---|---|
| **VPH NC Water** | Analytical Method: MADEP VPH<br>Pace Analytical Services - Charlotte | | | | | | | | |
| Total VPH (C5-C12) | ND | ug/L | 50.0 | 50.0 | 1 | | 01/10/22 21:27 | | N2 |
| Aliphatic (C05-C08) | ND | ug/L | 50.0 | 50.0 | 1 | | 01/10/22 21:27 | | N2 |
| Aliphatic(C09-C12) Adjusted | ND | ug/L | 50.0 | 50.0 | 1 | | 01/10/22 21:27 | | N2 |
| Aromatic (C09-C10) | ND | ug/L | 50.0 | 50.0 | 1 | | 01/10/22 21:27 | | N2 |
| ***Surrogates*** | | | | | | | | | |
| 4-Bromofluorobenzene (FID) (S) | 97 | % | 70-130 | | 1 | | 01/10/22 21:27 | 460-00-4 | |
| 4-Bromofluorobenzene (PID) (S) | 79 | % | 70-130 | | 1 | | 01/10/22 21:27 | 460-00-4 | |
| **6020 MET ICPMS** | Analytical Method: EPA 6020B Preparation Method: EPA 3010A<br>Pace Analytical Services - Asheville | | | | | | | | |
| Lead | **0.21J** | ug/L | 5.0 | 0.077 | 1 | 01/11/22 02:56 | 01/11/22 13:28 | 7439-92-1 | |
| **6200B MSV** | Analytical Method: SM 6200B<br>Pace Analytical Services - Charlotte | | | | | | | | |
| Benzene | ND | ug/L | 0.50 | 0.34 | 1 | | 01/11/22 17:02 | 71-43-2 | |
| Bromobenzene | ND | ug/L | 0.50 | 0.29 | 1 | | 01/11/22 17:02 | 108-86-1 | |
| Bromochloromethane | ND | ug/L | 0.50 | 0.47 | 1 | | 01/11/22 17:02 | 74-97-5 | |
| Bromodichloromethane | ND | ug/L | 0.50 | 0.31 | 1 | | 01/11/22 17:02 | 75-27-4 | |
| Bromoform | ND | ug/L | 0.50 | 0.34 | 1 | | 01/11/22 17:02 | 75-25-2 | |
| Bromomethane | ND | ug/L | 5.0 | 1.7 | 1 | | 01/11/22 17:02 | 74-83-9 | |
| n-Butylbenzene | ND | ug/L | 0.50 | 0.49 | 1 | | 01/11/22 17:02 | 104-51-8 | |
| sec-Butylbenzene | ND | ug/L | 0.50 | 0.40 | 1 | | 01/11/22 17:02 | 135-98-8 | |
| tert-Butylbenzene | ND | ug/L | 0.50 | 0.32 | 1 | | 01/11/22 17:02 | 98-06-6 | |
| Carbon tetrachloride | ND | ug/L | 0.50 | 0.33 | 1 | | 01/11/22 17:02 | 56-23-5 | |
| Chlorobenzene | ND | ug/L | 0.50 | 0.28 | 1 | | 01/11/22 17:02 | 108-90-7 | |
| Chloroethane | ND | ug/L | 1.0 | 0.65 | 1 | | 01/11/22 17:02 | 75-00-3 | |
| Chloroform | ND | ug/L | 0.50 | 0.35 | 1 | | 01/11/22 17:02 | 67-66-3 | |
| Chloromethane | ND | ug/L | 1.0 | 0.54 | 1 | | 01/11/22 17:02 | 74-87-3 | |
| 2-Chlorotoluene | ND | ug/L | 0.50 | 0.32 | 1 | | 01/11/22 17:02 | 95-49-8 | |
| 4-Chlorotoluene | ND | ug/L | 0.50 | 0.32 | 1 | | 01/11/22 17:02 | 106-43-4 | |
| 1,2-Dibromo-3-chloropropane | ND | ug/L | 1.0 | 0.34 | 1 | | 01/11/22 17:02 | 96-12-8 | |
| Dibromochloromethane | ND | ug/L | 0.50 | 0.36 | 1 | | 01/11/22 17:02 | 124-48-1 | |
| 1,2-Dibromoethane (EDB) | ND | ug/L | 0.50 | 0.27 | 1 | | 01/11/22 17:02 | 106-93-4 | |
| Dibromomethane | ND | ug/L | 0.50 | 0.39 | 1 | | 01/11/22 17:02 | 74-95-3 | |
| 1,2-Dichlorobenzene | ND | ug/L | 0.50 | 0.34 | 1 | | 01/11/22 17:02 | 95-50-1 | |
| 1,3-Dichlorobenzene | ND | ug/L | 0.50 | 0.34 | 1 | | 01/11/22 17:02 | 541-73-1 | |
| 1,4-Dichlorobenzene | ND | ug/L | 0.50 | 0.33 | 1 | | 01/11/22 17:02 | 106-46-7 | |
| Dichlorodifluoromethane | ND | ug/L | 0.50 | 0.35 | 1 | | 01/11/22 17:02 | 75-71-8 | |
| 1,1-Dichloroethane | ND | ug/L | 0.50 | 0.37 | 1 | | 01/11/22 17:02 | 75-34-3 | |
| 1,2-Dichloroethane | ND | ug/L | 0.50 | 0.32 | 1 | | 01/11/22 17:02 | 107-06-2 | |
| 1,1-Dichloroethene | ND | ug/L | 0.50 | 0.35 | 1 | | 01/11/22 17:02 | 75-35-4 | |
| cis-1,2-Dichloroethene | ND | ug/L | 0.50 | 0.38 | 1 | | 01/11/22 17:02 | 156-59-2 | |
| trans-1,2-Dichloroethene | ND | ug/L | 0.50 | 0.40 | 1 | | 01/11/22 17:02 | 156-60-5 | |
| 1,2-Dichloropropane | ND | ug/L | 0.50 | 0.36 | 1 | | 01/11/22 17:02 | 78-87-5 | |
| 1,3-Dichloropropane | ND | ug/L | 0.50 | 0.28 | 1 | | 01/11/22 17:02 | 142-28-9 | |

## REPORT OF LABORATORY ANALYSIS

This report shall not be reproduced, except in full,
without the written consent of Pace Analytical Services, LLC.

**Pace Analytical Services, LLC**
9800 Kincey Ave. Suite 100
Huntersville, NC 28078
(704)875-9092

## ANALYTICAL RESULTS

Project: CPC HUNTERSVILLE-60639876
Pace Project No.: 92581742

**Sample: MW-04D** **Lab ID: 92581742003** Collected: 01/07/22 11:50 Received: 01/07/22 17:00 Matrix: Water

| Parameters | Results | Units | Report Limit | MDL | DF | Prepared | Analyzed | CAS No. | Qual |
|---|---|---|---|---|---|---|---|---|---|
| **6200B MSV** | Analytical Method: SM 6200B<br>Pace Analytical Services - Charlotte | | | | | | | | |
| 2,2-Dichloropropane | ND | ug/L | 0.50 | 0.39 | 1 | | 01/11/22 17:02 | 594-20-7 | |
| 1,1-Dichloropropene | ND | ug/L | 0.50 | 0.43 | 1 | | 01/11/22 17:02 | 563-58-6 | |
| cis-1,3-Dichloropropene | ND | ug/L | 0.50 | 0.36 | 1 | | 01/11/22 17:02 | 10061-01-5 | |
| trans-1,3-Dichloropropene | ND | ug/L | 0.50 | 0.36 | 1 | | 01/11/22 17:02 | 10061-02-6 | |
| Diisopropyl ether | ND | ug/L | 0.50 | 0.31 | 1 | | 01/11/22 17:02 | 108-20-3 | |
| Ethylbenzene | ND | ug/L | 0.50 | 0.30 | 1 | | 01/11/22 17:02 | 100-41-4 | |
| Hexachloro-1,3-butadiene | ND | ug/L | 2.0 | 1.5 | 1 | | 01/11/22 17:02 | 87-68-3 | |
| Isopropylbenzene (Cumene) | ND | ug/L | 0.50 | 0.33 | 1 | | 01/11/22 17:02 | 98-82-8 | |
| Methylene Chloride | ND | ug/L | 2.0 | 2.0 | 1 | | 01/11/22 17:02 | 75-09-2 | |
| Methyl-tert-butyl ether | ND | ug/L | 0.50 | 0.42 | 1 | | 01/11/22 17:02 | 1634-04-4 | |
| Naphthalene | ND | ug/L | 2.0 | 0.64 | 1 | | 01/11/22 17:02 | 91-20-3 | |
| n-Propylbenzene | ND | ug/L | 0.50 | 0.34 | 1 | | 01/11/22 17:02 | 103-65-1 | |
| Styrene | ND | ug/L | 0.50 | 0.29 | 1 | | 01/11/22 17:02 | 100-42-5 | |
| 1,1,1,2-Tetrachloroethane | ND | ug/L | 0.50 | 0.31 | 1 | | 01/11/22 17:02 | 630-20-6 | |
| 1,1,2,2-Tetrachloroethane | ND | ug/L | 0.50 | 0.22 | 1 | | 01/11/22 17:02 | 79-34-5 | |
| Tetrachloroethene | ND | ug/L | 0.50 | 0.29 | 1 | | 01/11/22 17:02 | 127-18-4 | |
| Toluene | ND | ug/L | 0.50 | 0.48 | 1 | | 01/11/22 17:02 | 108-88-3 | |
| 1,2,3-Trichlorobenzene | ND | ug/L | 2.0 | 0.81 | 1 | | 01/11/22 17:02 | 87-61-6 | |
| 1,2,4-Trichlorobenzene | ND | ug/L | 2.0 | 0.64 | 1 | | 01/11/22 17:02 | 120-82-1 | |
| 1,1,1-Trichloroethane | ND | ug/L | 0.50 | 0.33 | 1 | | 01/11/22 17:02 | 71-55-6 | |
| 1,1,2-Trichloroethane | ND | ug/L | 0.50 | 0.32 | 1 | | 01/11/22 17:02 | 79-00-5 | |
| Trichloroethene | ND | ug/L | 0.50 | 0.38 | 1 | | 01/11/22 17:02 | 79-01-6 | |
| Trichlorofluoromethane | ND | ug/L | 1.0 | 0.30 | 1 | | 01/11/22 17:02 | 75-69-4 | |
| 1,2,3-Trichloropropane | ND | ug/L | 0.50 | 0.26 | 1 | | 01/11/22 17:02 | 96-18-4 | |
| 1,2,4-Trimethylbenzene | ND | ug/L | 0.50 | 0.50 | 1 | | 01/11/22 17:02 | 95-63-6 | |
| 1,3,5-Trimethylbenzene | ND | ug/L | 0.50 | 0.33 | 1 | | 01/11/22 17:02 | 108-67-8 | |
| Vinyl chloride | ND | ug/L | 1.0 | 0.39 | 1 | | 01/11/22 17:02 | 75-01-4 | |
| m&p-Xylene | ND | ug/L | 1.0 | 0.71 | 1 | | 01/11/22 17:02 | 179601-23-1 | |
| o-Xylene | ND | ug/L | 0.50 | 0.34 | 1 | | 01/11/22 17:02 | 95-47-6 | |
| ***Surrogates*** | | | | | | | | | |
| 1,2-Dichloroethane-d4 (S) | 100 | % | 70-130 | | 1 | | 01/11/22 17:02 | 17060-07-0 | |
| 4-Bromofluorobenzene (S) | 100 | % | 70-130 | | 1 | | 01/11/22 17:02 | 460-00-4 | |
| Toluene-d8 (S) | 103 | % | 70-130 | | 1 | | 01/11/22 17:02 | 2037-26-5 | |

## REPORT OF LABORATORY ANALYSIS

This report shall not be reproduced, except in full,
without the written consent of Pace Analytical Services, LLC.

**Pace Analytical Services, LLC**
9800 Kincey Ave. Suite 100
Huntersville, NC 28078
(704)875-9092

## ANALYTICAL RESULTS

Project: CPC HUNTERSVILLE-60639876
Pace Project No.: 92581742

**Sample: MW-12** **Lab ID: 92581742004** Collected: 01/07/22 12:00 Received: 01/07/22 17:00 Matrix: Water

| Parameters | Results | Units | Report Limit | MDL | DF | Prepared | Analyzed | CAS No. | Qual |
|---|---|---|---|---|---|---|---|---|---|
| **VPH NC Water** | Analytical Method: MADEP VPH<br>Pace Analytical Services - Charlotte | | | | | | | | |
| Total VPH (C5-C12) | ND | ug/L | 50.0 | 50.0 | 1 | | 01/10/22 21:55 | | N2 |
| Aliphatic (C05-C08) | ND | ug/L | 50.0 | 50.0 | 1 | | 01/10/22 21:55 | | N2 |
| Aliphatic(C09-C12) Adjusted | ND | ug/L | 50.0 | 50.0 | 1 | | 01/10/22 21:55 | | N2 |
| Aromatic (C09-C10) | ND | ug/L | 50.0 | 50.0 | 1 | | 01/10/22 21:55 | | N2 |
| ***Surrogates*** | | | | | | | | | |
| 4-Bromofluorobenzene (FID) (S) | 97 | % | 70-130 | | 1 | | 01/10/22 21:55 | 460-00-4 | |
| 4-Bromofluorobenzene (PID) (S) | 77 | % | 70-130 | | 1 | | 01/10/22 21:55 | 460-00-4 | |
| **6020 MET ICPMS** | Analytical Method: EPA 6020B Preparation Method: EPA 3010A<br>Pace Analytical Services - Asheville | | | | | | | | |
| Lead | **6.7** | ug/L | 5.0 | 0.077 | 1 | 01/11/22 02:56 | 01/11/22 13:43 | 7439-92-1 | |
| **6200B MSV** | Analytical Method: SM 6200B<br>Pace Analytical Services - Charlotte | | | | | | | | |
| Benzene | ND | ug/L | 0.50 | 0.34 | 1 | | 01/11/22 17:20 | 71-43-2 | |
| Bromobenzene | ND | ug/L | 0.50 | 0.29 | 1 | | 01/11/22 17:20 | 108-86-1 | |
| Bromochloromethane | ND | ug/L | 0.50 | 0.47 | 1 | | 01/11/22 17:20 | 74-97-5 | |
| Bromodichloromethane | ND | ug/L | 0.50 | 0.31 | 1 | | 01/11/22 17:20 | 75-27-4 | |
| Bromoform | ND | ug/L | 0.50 | 0.34 | 1 | | 01/11/22 17:20 | 75-25-2 | |
| Bromomethane | ND | ug/L | 5.0 | 1.7 | 1 | | 01/11/22 17:20 | 74-83-9 | |
| n-Butylbenzene | ND | ug/L | 0.50 | 0.49 | 1 | | 01/11/22 17:20 | 104-51-8 | |
| sec-Butylbenzene | ND | ug/L | 0.50 | 0.40 | 1 | | 01/11/22 17:20 | 135-98-8 | |
| tert-Butylbenzene | ND | ug/L | 0.50 | 0.32 | 1 | | 01/11/22 17:20 | 98-06-6 | |
| Carbon tetrachloride | ND | ug/L | 0.50 | 0.33 | 1 | | 01/11/22 17:20 | 56-23-5 | |
| Chlorobenzene | ND | ug/L | 0.50 | 0.28 | 1 | | 01/11/22 17:20 | 108-90-7 | |
| Chloroethane | ND | ug/L | 1.0 | 0.65 | 1 | | 01/11/22 17:20 | 75-00-3 | |
| Chloroform | ND | ug/L | 0.50 | 0.35 | 1 | | 01/11/22 17:20 | 67-66-3 | |
| Chloromethane | ND | ug/L | 1.0 | 0.54 | 1 | | 01/11/22 17:20 | 74-87-3 | |
| 2-Chlorotoluene | ND | ug/L | 0.50 | 0.32 | 1 | | 01/11/22 17:20 | 95-49-8 | |
| 4-Chlorotoluene | ND | ug/L | 0.50 | 0.32 | 1 | | 01/11/22 17:20 | 106-43-4 | |
| 1,2-Dibromo-3-chloropropane | ND | ug/L | 1.0 | 0.34 | 1 | | 01/11/22 17:20 | 96-12-8 | |
| Dibromochloromethane | ND | ug/L | 0.50 | 0.36 | 1 | | 01/11/22 17:20 | 124-48-1 | |
| 1,2-Dibromoethane (EDB) | ND | ug/L | 0.50 | 0.27 | 1 | | 01/11/22 17:20 | 106-93-4 | |
| Dibromomethane | ND | ug/L | 0.50 | 0.39 | 1 | | 01/11/22 17:20 | 74-95-3 | |
| 1,2-Dichlorobenzene | ND | ug/L | 0.50 | 0.34 | 1 | | 01/11/22 17:20 | 95-50-1 | |
| 1,3-Dichlorobenzene | ND | ug/L | 0.50 | 0.34 | 1 | | 01/11/22 17:20 | 541-73-1 | |
| 1,4-Dichlorobenzene | ND | ug/L | 0.50 | 0.33 | 1 | | 01/11/22 17:20 | 106-46-7 | |
| Dichlorodifluoromethane | ND | ug/L | 0.50 | 0.35 | 1 | | 01/11/22 17:20 | 75-71-8 | |
| 1,1-Dichloroethane | ND | ug/L | 0.50 | 0.37 | 1 | | 01/11/22 17:20 | 75-34-3 | |
| 1,2-Dichloroethane | ND | ug/L | 0.50 | 0.32 | 1 | | 01/11/22 17:20 | 107-06-2 | |
| 1,1-Dichloroethene | ND | ug/L | 0.50 | 0.35 | 1 | | 01/11/22 17:20 | 75-35-4 | |
| cis-1,2-Dichloroethene | ND | ug/L | 0.50 | 0.38 | 1 | | 01/11/22 17:20 | 156-59-2 | |
| trans-1,2-Dichloroethene | ND | ug/L | 0.50 | 0.40 | 1 | | 01/11/22 17:20 | 156-60-5 | |
| 1,2-Dichloropropane | ND | ug/L | 0.50 | 0.36 | 1 | | 01/11/22 17:20 | 78-87-5 | |
| 1,3-Dichloropropane | ND | ug/L | 0.50 | 0.28 | 1 | | 01/11/22 17:20 | 142-28-9 | |

## REPORT OF LABORATORY ANALYSIS

This report shall not be reproduced, except in full,
without the written consent of Pace Analytical Services, LLC.

**Pace Analytical Services, LLC**
9800 Kincey Ave. Suite 100
Huntersville, NC 28078
(704)875-9092

## ANALYTICAL RESULTS

Project: CPC HUNTERSVILLE-60639876
Pace Project No.: 92581742

**Sample: MW-12** **Lab ID: 92581742004** Collected: 01/07/22 12:00 Received: 01/07/22 17:00 Matrix: Water

| Parameters | Results | Units | Report Limit | MDL | DF | Prepared | Analyzed | CAS No. | Qual |
|---|---|---|---|---|---|---|---|---|---|
| **6200B MSV** | Analytical Method: SM 6200B<br>Pace Analytical Services - Charlotte | | | | | | | | |
| 2,2-Dichloropropane | ND | ug/L | 0.50 | 0.39 | 1 | | 01/11/22 17:20 | 594-20-7 | |
| 1,1-Dichloropropene | ND | ug/L | 0.50 | 0.43 | 1 | | 01/11/22 17:20 | 563-58-6 | |
| cis-1,3-Dichloropropene | ND | ug/L | 0.50 | 0.36 | 1 | | 01/11/22 17:20 | 10061-01-5 | |
| trans-1,3-Dichloropropene | ND | ug/L | 0.50 | 0.36 | 1 | | 01/11/22 17:20 | 10061-02-6 | |
| Diisopropyl ether | ND | ug/L | 0.50 | 0.31 | 1 | | 01/11/22 17:20 | 108-20-3 | |
| Ethylbenzene | ND | ug/L | 0.50 | 0.30 | 1 | | 01/11/22 17:20 | 100-41-4 | |
| Hexachloro-1,3-butadiene | ND | ug/L | 2.0 | 1.5 | 1 | | 01/11/22 17:20 | 87-68-3 | |
| Isopropylbenzene (Cumene) | ND | ug/L | 0.50 | 0.33 | 1 | | 01/11/22 17:20 | 98-82-8 | |
| Methylene Chloride | ND | ug/L | 2.0 | 2.0 | 1 | | 01/11/22 17:20 | 75-09-2 | |
| Methyl-tert-butyl ether | ND | ug/L | 0.50 | 0.42 | 1 | | 01/11/22 17:20 | 1634-04-4 | |
| Naphthalene | ND | ug/L | 2.0 | 0.64 | 1 | | 01/11/22 17:20 | 91-20-3 | |
| n-Propylbenzene | ND | ug/L | 0.50 | 0.34 | 1 | | 01/11/22 17:20 | 103-65-1 | |
| Styrene | ND | ug/L | 0.50 | 0.29 | 1 | | 01/11/22 17:20 | 100-42-5 | |
| 1,1,1,2-Tetrachloroethane | ND | ug/L | 0.50 | 0.31 | 1 | | 01/11/22 17:20 | 630-20-6 | |
| 1,1,2,2-Tetrachloroethane | ND | ug/L | 0.50 | 0.22 | 1 | | 01/11/22 17:20 | 79-34-5 | |
| Tetrachloroethene | ND | ug/L | 0.50 | 0.29 | 1 | | 01/11/22 17:20 | 127-18-4 | |
| Toluene | ND | ug/L | 0.50 | 0.48 | 1 | | 01/11/22 17:20 | 108-88-3 | |
| 1,2,3-Trichlorobenzene | ND | ug/L | 2.0 | 0.81 | 1 | | 01/11/22 17:20 | 87-61-6 | |
| 1,2,4-Trichlorobenzene | ND | ug/L | 2.0 | 0.64 | 1 | | 01/11/22 17:20 | 120-82-1 | |
| 1,1,1-Trichloroethane | ND | ug/L | 0.50 | 0.33 | 1 | | 01/11/22 17:20 | 71-55-6 | |
| 1,1,2-Trichloroethane | ND | ug/L | 0.50 | 0.32 | 1 | | 01/11/22 17:20 | 79-00-5 | |
| Trichloroethene | ND | ug/L | 0.50 | 0.38 | 1 | | 01/11/22 17:20 | 79-01-6 | |
| Trichlorofluoromethane | ND | ug/L | 1.0 | 0.30 | 1 | | 01/11/22 17:20 | 75-69-4 | |
| 1,2,3-Trichloropropane | ND | ug/L | 0.50 | 0.26 | 1 | | 01/11/22 17:20 | 96-18-4 | |
| 1,2,4-Trimethylbenzene | ND | ug/L | 0.50 | 0.50 | 1 | | 01/11/22 17:20 | 95-63-6 | |
| 1,3,5-Trimethylbenzene | ND | ug/L | 0.50 | 0.33 | 1 | | 01/11/22 17:20 | 108-67-8 | |
| Vinyl chloride | ND | ug/L | 1.0 | 0.39 | 1 | | 01/11/22 17:20 | 75-01-4 | |
| m&p-Xylene | ND | ug/L | 1.0 | 0.71 | 1 | | 01/11/22 17:20 | 179601-23-1 | |
| o-Xylene | ND | ug/L | 0.50 | 0.34 | 1 | | 01/11/22 17:20 | 95-47-6 | |
| ***Surrogates*** | | | | | | | | | |
| 1,2-Dichloroethane-d4 (S) | 98 | % | 70-130 | | 1 | | 01/11/22 17:20 | 17060-07-0 | |
| 4-Bromofluorobenzene (S) | 101 | % | 70-130 | | 1 | | 01/11/22 17:20 | 460-00-4 | |
| Toluene-d8 (S) | 103 | % | 70-130 | | 1 | | 01/11/22 17:20 | 2037-26-5 | |

## REPORT OF LABORATORY ANALYSIS

This report shall not be reproduced, except in full,
without the written consent of Pace Analytical Services, LLC.

**Pace Analytical Services, LLC**
9800 Kincey Ave. Suite 100
Huntersville, NC 28078
(704)875-9092

## ANALYTICAL RESULTS

Project: CPC HUNTERSVILLE-60639876
Pace Project No.: 92581742

**Sample: MW-5** **Lab ID: 92581742005** Collected: 01/07/22 12:15 Received: 01/07/22 17:00 Matrix: Water

| Parameters | Results | Units | Report Limit | MDL | DF | Prepared | Analyzed | CAS No. | Qual |
|---|---|---|---|---|---|---|---|---|---|
| **VPH NC Water** | Analytical Method: MADEP VPH<br>Pace Analytical Services - Charlotte | | | | | | | | |
| Total VPH (C5-C12) | ND | ug/L | 50.0 | 50.0 | 1 | | 01/10/22 22:24 | | N2 |
| Aliphatic (C05-C08) | ND | ug/L | 50.0 | 50.0 | 1 | | 01/10/22 22:24 | | N2 |
| Aliphatic(C09-C12) Adjusted | ND | ug/L | 50.0 | 50.0 | 1 | | 01/10/22 22:24 | | N2 |
| Aromatic (C09-C10) | ND | ug/L | 50.0 | 50.0 | 1 | | 01/10/22 22:24 | | N2 |
| ***Surrogates*** | | | | | | | | | |
| 4-Bromofluorobenzene (FID) (S) | 98 | % | 70-130 | | 1 | | 01/10/22 22:24 | 460-00-4 | |
| 4-Bromofluorobenzene (PID) (S) | 79 | % | 70-130 | | 1 | | 01/10/22 22:24 | 460-00-4 | |
| **6020 MET ICPMS** | Analytical Method: EPA 6020B Preparation Method: EPA 3010A<br>Pace Analytical Services - Asheville | | | | | | | | |
| Lead | ND | ug/L | 5.0 | 0.077 | 1 | 01/11/22 02:56 | 01/11/22 14:09 | 7439-92-1 | |
| **6200B MSV** | Analytical Method: SM 6200B<br>Pace Analytical Services - Charlotte | | | | | | | | |
| Benzene | ND | ug/L | 0.50 | 0.34 | 1 | | 01/11/22 17:37 | 71-43-2 | |
| Bromobenzene | ND | ug/L | 0.50 | 0.29 | 1 | | 01/11/22 17:37 | 108-86-1 | |
| Bromochloromethane | ND | ug/L | 0.50 | 0.47 | 1 | | 01/11/22 17:37 | 74-97-5 | |
| Bromodichloromethane | ND | ug/L | 0.50 | 0.31 | 1 | | 01/11/22 17:37 | 75-27-4 | |
| Bromoform | ND | ug/L | 0.50 | 0.34 | 1 | | 01/11/22 17:37 | 75-25-2 | |
| Bromomethane | ND | ug/L | 5.0 | 1.7 | 1 | | 01/11/22 17:37 | 74-83-9 | |
| n-Butylbenzene | ND | ug/L | 0.50 | 0.49 | 1 | | 01/11/22 17:37 | 104-51-8 | |
| sec-Butylbenzene | ND | ug/L | 0.50 | 0.40 | 1 | | 01/11/22 17:37 | 135-98-8 | |
| tert-Butylbenzene | ND | ug/L | 0.50 | 0.32 | 1 | | 01/11/22 17:37 | 98-06-6 | |
| Carbon tetrachloride | ND | ug/L | 0.50 | 0.33 | 1 | | 01/11/22 17:37 | 56-23-5 | |
| Chlorobenzene | ND | ug/L | 0.50 | 0.28 | 1 | | 01/11/22 17:37 | 108-90-7 | |
| Chloroethane | ND | ug/L | 1.0 | 0.65 | 1 | | 01/11/22 17:37 | 75-00-3 | |
| Chloroform | ND | ug/L | 0.50 | 0.35 | 1 | | 01/11/22 17:37 | 67-66-3 | |
| Chloromethane | ND | ug/L | 1.0 | 0.54 | 1 | | 01/11/22 17:37 | 74-87-3 | |
| 2-Chlorotoluene | ND | ug/L | 0.50 | 0.32 | 1 | | 01/11/22 17:37 | 95-49-8 | |
| 4-Chlorotoluene | ND | ug/L | 0.50 | 0.32 | 1 | | 01/11/22 17:37 | 106-43-4 | |
| 1,2-Dibromo-3-chloropropane | ND | ug/L | 1.0 | 0.34 | 1 | | 01/11/22 17:37 | 96-12-8 | |
| Dibromochloromethane | ND | ug/L | 0.50 | 0.36 | 1 | | 01/11/22 17:37 | 124-48-1 | |
| 1,2-Dibromoethane (EDB) | ND | ug/L | 0.50 | 0.27 | 1 | | 01/11/22 17:37 | 106-93-4 | |
| Dibromomethane | ND | ug/L | 0.50 | 0.39 | 1 | | 01/11/22 17:37 | 74-95-3 | |
| 1,2-Dichlorobenzene | ND | ug/L | 0.50 | 0.34 | 1 | | 01/11/22 17:37 | 95-50-1 | |
| 1,3-Dichlorobenzene | ND | ug/L | 0.50 | 0.34 | 1 | | 01/11/22 17:37 | 541-73-1 | |
| 1,4-Dichlorobenzene | ND | ug/L | 0.50 | 0.33 | 1 | | 01/11/22 17:37 | 106-46-7 | |
| Dichlorodifluoromethane | ND | ug/L | 0.50 | 0.35 | 1 | | 01/11/22 17:37 | 75-71-8 | |
| 1,1-Dichloroethane | ND | ug/L | 0.50 | 0.37 | 1 | | 01/11/22 17:37 | 75-34-3 | |
| 1,2-Dichloroethane | ND | ug/L | 0.50 | 0.32 | 1 | | 01/11/22 17:37 | 107-06-2 | |
| 1,1-Dichloroethene | ND | ug/L | 0.50 | 0.35 | 1 | | 01/11/22 17:37 | 75-35-4 | |
| cis-1,2-Dichloroethene | ND | ug/L | 0.50 | 0.38 | 1 | | 01/11/22 17:37 | 156-59-2 | |
| trans-1,2-Dichloroethene | ND | ug/L | 0.50 | 0.40 | 1 | | 01/11/22 17:37 | 156-60-5 | |
| 1,2-Dichloropropane | ND | ug/L | 0.50 | 0.36 | 1 | | 01/11/22 17:37 | 78-87-5 | |
| 1,3-Dichloropropane | ND | ug/L | 0.50 | 0.28 | 1 | | 01/11/22 17:37 | 142-28-9 | |

## REPORT OF LABORATORY ANALYSIS

This report shall not be reproduced, except in full,
without the written consent of Pace Analytical Services, LLC.

**Pace Analytical Services, LLC**
9800 Kincey Ave. Suite 100
Huntersville, NC 28078
(704)875-9092

## ANALYTICAL RESULTS

Project: CPC HUNTERSVILLE-60639876
Pace Project No.: 92581742

**Sample: MW-5** **Lab ID: 92581742005** Collected: 01/07/22 12:15 Received: 01/07/22 17:00 Matrix: Water

| Parameters | Results | Units | Report Limit | MDL | DF | Prepared | Analyzed | CAS No. | Qual |
|---|---|---|---|---|---|---|---|---|---|
| **6200B MSV** | Analytical Method: SM 6200B<br>Pace Analytical Services - Charlotte | | | | | | | | |
| 2,2-Dichloropropane | ND | ug/L | 0.50 | 0.39 | 1 | | 01/11/22 17:37 | 594-20-7 | |
| 1,1-Dichloropropene | ND | ug/L | 0.50 | 0.43 | 1 | | 01/11/22 17:37 | 563-58-6 | |
| cis-1,3-Dichloropropene | ND | ug/L | 0.50 | 0.36 | 1 | | 01/11/22 17:37 | 10061-01-5 | |
| trans-1,3-Dichloropropene | ND | ug/L | 0.50 | 0.36 | 1 | | 01/11/22 17:37 | 10061-02-6 | |
| Diisopropyl ether | ND | ug/L | 0.50 | 0.31 | 1 | | 01/11/22 17:37 | 108-20-3 | |
| Ethylbenzene | ND | ug/L | 0.50 | 0.30 | 1 | | 01/11/22 17:37 | 100-41-4 | |
| Hexachloro-1,3-butadiene | ND | ug/L | 2.0 | 1.5 | 1 | | 01/11/22 17:37 | 87-68-3 | |
| Isopropylbenzene (Cumene) | ND | ug/L | 0.50 | 0.33 | 1 | | 01/11/22 17:37 | 98-82-8 | |
| Methylene Chloride | ND | ug/L | 2.0 | 2.0 | 1 | | 01/11/22 17:37 | 75-09-2 | |
| Methyl-tert-butyl ether | ND | ug/L | 0.50 | 0.42 | 1 | | 01/11/22 17:37 | 1634-04-4 | |
| Naphthalene | ND | ug/L | 2.0 | 0.64 | 1 | | 01/11/22 17:37 | 91-20-3 | |
| n-Propylbenzene | ND | ug/L | 0.50 | 0.34 | 1 | | 01/11/22 17:37 | 103-65-1 | |
| Styrene | ND | ug/L | 0.50 | 0.29 | 1 | | 01/11/22 17:37 | 100-42-5 | |
| 1,1,1,2-Tetrachloroethane | ND | ug/L | 0.50 | 0.31 | 1 | | 01/11/22 17:37 | 630-20-6 | |
| 1,1,2,2-Tetrachloroethane | ND | ug/L | 0.50 | 0.22 | 1 | | 01/11/22 17:37 | 79-34-5 | |
| Tetrachloroethene | ND | ug/L | 0.50 | 0.29 | 1 | | 01/11/22 17:37 | 127-18-4 | |
| Toluene | **1.2** | ug/L | 0.50 | 0.48 | 1 | | 01/11/22 17:37 | 108-88-3 | |
| 1,2,3-Trichlorobenzene | ND | ug/L | 2.0 | 0.81 | 1 | | 01/11/22 17:37 | 87-61-6 | |
| 1,2,4-Trichlorobenzene | ND | ug/L | 2.0 | 0.64 | 1 | | 01/11/22 17:37 | 120-82-1 | |
| 1,1,1-Trichloroethane | ND | ug/L | 0.50 | 0.33 | 1 | | 01/11/22 17:37 | 71-55-6 | |
| 1,1,2-Trichloroethane | ND | ug/L | 0.50 | 0.32 | 1 | | 01/11/22 17:37 | 79-00-5 | |
| Trichloroethene | ND | ug/L | 0.50 | 0.38 | 1 | | 01/11/22 17:37 | 79-01-6 | |
| Trichlorofluoromethane | ND | ug/L | 1.0 | 0.30 | 1 | | 01/11/22 17:37 | 75-69-4 | |
| 1,2,3-Trichloropropane | ND | ug/L | 0.50 | 0.26 | 1 | | 01/11/22 17:37 | 96-18-4 | |
| 1,2,4-Trimethylbenzene | ND | ug/L | 0.50 | 0.50 | 1 | | 01/11/22 17:37 | 95-63-6 | |
| 1,3,5-Trimethylbenzene | ND | ug/L | 0.50 | 0.33 | 1 | | 01/11/22 17:37 | 108-67-8 | |
| Vinyl chloride | ND | ug/L | 1.0 | 0.39 | 1 | | 01/11/22 17:37 | 75-01-4 | |
| m&p-Xylene | **1.0** | ug/L | 1.0 | 0.71 | 1 | | 01/11/22 17:37 | 179601-23-1 | |
| o-Xylene | **0.44J** | ug/L | 0.50 | 0.34 | 1 | | 01/11/22 17:37 | 95-47-6 | |
| ***Surrogates*** | | | | | | | | | |
| 1,2-Dichloroethane-d4 (S) | 98 | % | 70-130 | | 1 | | 01/11/22 17:37 | 17060-07-0 | |
| 4-Bromofluorobenzene (S) | 102 | % | 70-130 | | 1 | | 01/11/22 17:37 | 460-00-4 | |
| Toluene-d8 (S) | 103 | % | 70-130 | | 1 | | 01/11/22 17:37 | 2037-26-5 | |

## REPORT OF LABORATORY ANALYSIS

This report shall not be reproduced, except in full,
without the written consent of Pace Analytical Services, LLC.

**Pace Analytical Services, LLC**
9800 Kincey Ave. Suite 100
Huntersville, NC 28078
(704)875-9092

## ANALYTICAL RESULTS

Project: CPC HUNTERSVILLE-60639876
Pace Project No.: 92581742

**Sample: MW-58** **Lab ID: 92581742006** Collected: 01/07/22 10:35 Received: 01/07/22 17:00 Matrix: Water

| Parameters | Results | Units | Report Limit | MDL | DF | Prepared | Analyzed | CAS No. | Qual |
|---|---|---|---|---|---|---|---|---|---|
| **VPH NC Water** | Analytical Method: MADEP VPH<br>Pace Analytical Services - Charlotte | | | | | | | | |
| Total VPH (C5-C12) | ND | ug/L | 50.0 | 50.0 | 1 | | 01/10/22 22:52 | | N2 |
| Aliphatic (C05-C08) | ND | ug/L | 50.0 | 50.0 | 1 | | 01/10/22 22:52 | | N2 |
| Aliphatic(C09-C12) Adjusted | ND | ug/L | 50.0 | 50.0 | 1 | | 01/10/22 22:52 | | N2 |
| Aromatic (C09-C10) | ND | ug/L | 50.0 | 50.0 | 1 | | 01/10/22 22:52 | | N2 |
| ***Surrogates*** | | | | | | | | | |
| 4-Bromofluorobenzene (FID) (S) | 100 | % | 70-130 | | 1 | | 01/10/22 22:52 | 460-00-4 | |
| 4-Bromofluorobenzene (PID) (S) | 81 | % | 70-130 | | 1 | | 01/10/22 22:52 | 460-00-4 | |
| **6020 MET ICPMS** | Analytical Method: EPA 6020B Preparation Method: EPA 3010A<br>Pace Analytical Services - Asheville | | | | | | | | |
| Lead | ND | ug/L | 5.0 | 0.077 | 1 | 01/11/22 02:56 | 01/11/22 14:12 | 7439-92-1 | |
| **6200B MSV** | Analytical Method: SM 6200B<br>Pace Analytical Services - Charlotte | | | | | | | | |
| Benzene | ND | ug/L | 0.50 | 0.34 | 1 | | 01/11/22 18:12 | 71-43-2 | |
| Bromobenzene | ND | ug/L | 0.50 | 0.29 | 1 | | 01/11/22 18:12 | 108-86-1 | |
| Bromochloromethane | ND | ug/L | 0.50 | 0.47 | 1 | | 01/11/22 18:12 | 74-97-5 | |
| Bromodichloromethane | ND | ug/L | 0.50 | 0.31 | 1 | | 01/11/22 18:12 | 75-27-4 | |
| Bromoform | ND | ug/L | 0.50 | 0.34 | 1 | | 01/11/22 18:12 | 75-25-2 | |
| Bromomethane | ND | ug/L | 5.0 | 1.7 | 1 | | 01/11/22 18:12 | 74-83-9 | |
| n-Butylbenzene | ND | ug/L | 0.50 | 0.49 | 1 | | 01/11/22 18:12 | 104-51-8 | |
| sec-Butylbenzene | ND | ug/L | 0.50 | 0.40 | 1 | | 01/11/22 18:12 | 135-98-8 | |
| tert-Butylbenzene | ND | ug/L | 0.50 | 0.32 | 1 | | 01/11/22 18:12 | 98-06-6 | |
| Carbon tetrachloride | ND | ug/L | 0.50 | 0.33 | 1 | | 01/11/22 18:12 | 56-23-5 | |
| Chlorobenzene | ND | ug/L | 0.50 | 0.28 | 1 | | 01/11/22 18:12 | 108-90-7 | |
| Chloroethane | ND | ug/L | 1.0 | 0.65 | 1 | | 01/11/22 18:12 | 75-00-3 | |
| Chloroform | ND | ug/L | 0.50 | 0.35 | 1 | | 01/11/22 18:12 | 67-66-3 | |
| Chloromethane | ND | ug/L | 1.0 | 0.54 | 1 | | 01/11/22 18:12 | 74-87-3 | |
| 2-Chlorotoluene | ND | ug/L | 0.50 | 0.32 | 1 | | 01/11/22 18:12 | 95-49-8 | |
| 4-Chlorotoluene | ND | ug/L | 0.50 | 0.32 | 1 | | 01/11/22 18:12 | 106-43-4 | |
| 1,2-Dibromo-3-chloropropane | ND | ug/L | 1.0 | 0.34 | 1 | | 01/11/22 18:12 | 96-12-8 | |
| Dibromochloromethane | ND | ug/L | 0.50 | 0.36 | 1 | | 01/11/22 18:12 | 124-48-1 | |
| 1,2-Dibromoethane (EDB) | ND | ug/L | 0.50 | 0.27 | 1 | | 01/11/22 18:12 | 106-93-4 | |
| Dibromomethane | ND | ug/L | 0.50 | 0.39 | 1 | | 01/11/22 18:12 | 74-95-3 | |
| 1,2-Dichlorobenzene | ND | ug/L | 0.50 | 0.34 | 1 | | 01/11/22 18:12 | 95-50-1 | |
| 1,3-Dichlorobenzene | ND | ug/L | 0.50 | 0.34 | 1 | | 01/11/22 18:12 | 541-73-1 | |
| 1,4-Dichlorobenzene | ND | ug/L | 0.50 | 0.33 | 1 | | 01/11/22 18:12 | 106-46-7 | |
| Dichlorodifluoromethane | ND | ug/L | 0.50 | 0.35 | 1 | | 01/11/22 18:12 | 75-71-8 | |
| 1,1-Dichloroethane | ND | ug/L | 0.50 | 0.37 | 1 | | 01/11/22 18:12 | 75-34-3 | |
| 1,2-Dichloroethane | ND | ug/L | 0.50 | 0.32 | 1 | | 01/11/22 18:12 | 107-06-2 | |
| 1,1-Dichloroethene | ND | ug/L | 0.50 | 0.35 | 1 | | 01/11/22 18:12 | 75-35-4 | |
| cis-1,2-Dichloroethene | ND | ug/L | 0.50 | 0.38 | 1 | | 01/11/22 18:12 | 156-59-2 | |
| trans-1,2-Dichloroethene | ND | ug/L | 0.50 | 0.40 | 1 | | 01/11/22 18:12 | 156-60-5 | |
| 1,2-Dichloropropane | ND | ug/L | 0.50 | 0.36 | 1 | | 01/11/22 18:12 | 78-87-5 | |
| 1,3-Dichloropropane | ND | ug/L | 0.50 | 0.28 | 1 | | 01/11/22 18:12 | 142-28-9 | |

## REPORT OF LABORATORY ANALYSIS

This report shall not be reproduced, except in full,
without the written consent of Pace Analytical Services, LLC.

**Pace Analytical Services, LLC**
9800 Kincey Ave. Suite 100
Huntersville, NC 28078
(704)875-9092

## ANALYTICAL RESULTS

Project: CPC HUNTERSVILLE-60639876
Pace Project No.: 92581742

**Sample: MW-58** **Lab ID: 92581742006** Collected: 01/07/22 10:35 Received: 01/07/22 17:00 Matrix: Water

| Parameters | Results | Units | Report Limit | MDL | DF | Prepared | Analyzed | CAS No. | Qual |
|---|---|---|---|---|---|---|---|---|---|
| **6200B MSV** | Analytical Method: SM 6200B<br>Pace Analytical Services - Charlotte | | | | | | | | |
| 2,2-Dichloropropane | ND | ug/L | 0.50 | 0.39 | 1 | | 01/11/22 18:12 | 594-20-7 | |
| 1,1-Dichloropropene | ND | ug/L | 0.50 | 0.43 | 1 | | 01/11/22 18:12 | 563-58-6 | |
| cis-1,3-Dichloropropene | ND | ug/L | 0.50 | 0.36 | 1 | | 01/11/22 18:12 | 10061-01-5 | |
| trans-1,3-Dichloropropene | ND | ug/L | 0.50 | 0.36 | 1 | | 01/11/22 18:12 | 10061-02-6 | |
| Diisopropyl ether | ND | ug/L | 0.50 | 0.31 | 1 | | 01/11/22 18:12 | 108-20-3 | |
| Ethylbenzene | ND | ug/L | 0.50 | 0.30 | 1 | | 01/11/22 18:12 | 100-41-4 | |
| Hexachloro-1,3-butadiene | ND | ug/L | 2.0 | 1.5 | 1 | | 01/11/22 18:12 | 87-68-3 | |
| Isopropylbenzene (Cumene) | ND | ug/L | 0.50 | 0.33 | 1 | | 01/11/22 18:12 | 98-82-8 | |
| Methylene Chloride | ND | ug/L | 2.0 | 2.0 | 1 | | 01/11/22 18:12 | 75-09-2 | |
| Methyl-tert-butyl ether | ND | ug/L | 0.50 | 0.42 | 1 | | 01/11/22 18:12 | 1634-04-4 | |
| Naphthalene | ND | ug/L | 2.0 | 0.64 | 1 | | 01/11/22 18:12 | 91-20-3 | |
| n-Propylbenzene | ND | ug/L | 0.50 | 0.34 | 1 | | 01/11/22 18:12 | 103-65-1 | |
| Styrene | ND | ug/L | 0.50 | 0.29 | 1 | | 01/11/22 18:12 | 100-42-5 | |
| 1,1,1,2-Tetrachloroethane | ND | ug/L | 0.50 | 0.31 | 1 | | 01/11/22 18:12 | 630-20-6 | |
| 1,1,2,2-Tetrachloroethane | ND | ug/L | 0.50 | 0.22 | 1 | | 01/11/22 18:12 | 79-34-5 | |
| Tetrachloroethene | ND | ug/L | 0.50 | 0.29 | 1 | | 01/11/22 18:12 | 127-18-4 | |
| Toluene | ND | ug/L | 0.50 | 0.48 | 1 | | 01/11/22 18:12 | 108-88-3 | |
| 1,2,3-Trichlorobenzene | ND | ug/L | 2.0 | 0.81 | 1 | | 01/11/22 18:12 | 87-61-6 | |
| 1,2,4-Trichlorobenzene | ND | ug/L | 2.0 | 0.64 | 1 | | 01/11/22 18:12 | 120-82-1 | |
| 1,1,1-Trichloroethane | ND | ug/L | 0.50 | 0.33 | 1 | | 01/11/22 18:12 | 71-55-6 | |
| 1,1,2-Trichloroethane | ND | ug/L | 0.50 | 0.32 | 1 | | 01/11/22 18:12 | 79-00-5 | |
| Trichloroethene | ND | ug/L | 0.50 | 0.38 | 1 | | 01/11/22 18:12 | 79-01-6 | |
| Trichlorofluoromethane | ND | ug/L | 1.0 | 0.30 | 1 | | 01/11/22 18:12 | 75-69-4 | |
| 1,2,3-Trichloropropane | ND | ug/L | 0.50 | 0.26 | 1 | | 01/11/22 18:12 | 96-18-4 | |
| 1,2,4-Trimethylbenzene | ND | ug/L | 0.50 | 0.50 | 1 | | 01/11/22 18:12 | 95-63-6 | |
| 1,3,5-Trimethylbenzene | ND | ug/L | 0.50 | 0.33 | 1 | | 01/11/22 18:12 | 108-67-8 | |
| Vinyl chloride | ND | ug/L | 1.0 | 0.39 | 1 | | 01/11/22 18:12 | 75-01-4 | |
| m&p-Xylene | ND | ug/L | 1.0 | 0.71 | 1 | | 01/11/22 18:12 | 179601-23-1 | |
| o-Xylene | ND | ug/L | 0.50 | 0.34 | 1 | | 01/11/22 18:12 | 95-47-6 | |
| ***Surrogates*** | | | | | | | | | |
| 1,2-Dichloroethane-d4 (S) | 98 | % | 70-130 | | 1 | | 01/11/22 18:12 | 17060-07-0 | |
| 4-Bromofluorobenzene (S) | 102 | % | 70-130 | | 1 | | 01/11/22 18:12 | 460-00-4 | |
| Toluene-d8 (S) | 102 | % | 70-130 | | 1 | | 01/11/22 18:12 | 2037-26-5 | |

## REPORT OF LABORATORY ANALYSIS

This report shall not be reproduced, except in full,
without the written consent of Pace Analytical Services, LLC.

**Pace Analytical Services, LLC**
9800 Kincey Ave. Suite 100
Huntersville, NC 28078
(704)875-9092

## ANALYTICAL RESULTS

Project: CPC HUNTERSVILLE-60639876
Pace Project No.: 92581742

**Sample: MW-59** **Lab ID: 92581742007** Collected: 01/07/22 12:35 Received: 01/07/22 17:00 Matrix: Water

| Parameters | Results | Units | Report Limit | MDL | DF | Prepared | Analyzed | CAS No. | Qual |
|---|---|---|---|---|---|---|---|---|---|
| **VPH NC Water** | Analytical Method: MADEP VPH<br>Pace Analytical Services - Charlotte | | | | | | | | |
| Total VPH (C5-C12) | ND | ug/L | 50.0 | 50.0 | 1 | | 01/10/22 23:20 | | N2 |
| Aliphatic (C05-C08) | ND | ug/L | 50.0 | 50.0 | 1 | | 01/10/22 23:20 | | N2 |
| Aliphatic(C09-C12) Adjusted | ND | ug/L | 50.0 | 50.0 | 1 | | 01/10/22 23:20 | | N2 |
| Aromatic (C09-C10) | ND | ug/L | 50.0 | 50.0 | 1 | | 01/10/22 23:20 | | N2 |
| ***Surrogates*** | | | | | | | | | |
| 4-Bromofluorobenzene (FID) (S) | 97 | % | 70-130 | | 1 | | 01/10/22 23:20 | 460-00-4 | |
| 4-Bromofluorobenzene (PID) (S) | 77 | % | 70-130 | | 1 | | 01/10/22 23:20 | 460-00-4 | |
| **6020 MET ICPMS** | Analytical Method: EPA 6020B Preparation Method: EPA 3010A<br>Pace Analytical Services - Asheville | | | | | | | | |
| Lead | ND | ug/L | 5.0 | 0.077 | 1 | 01/11/22 02:56 | 01/11/22 14:16 | 7439-92-1 | |
| **6200B MSV** | Analytical Method: SM 6200B<br>Pace Analytical Services - Charlotte | | | | | | | | |
| Benzene | ND | ug/L | 0.50 | 0.34 | 1 | | 01/11/22 17:54 | 71-43-2 | |
| Bromobenzene | ND | ug/L | 0.50 | 0.29 | 1 | | 01/11/22 17:54 | 108-86-1 | |
| Bromochloromethane | ND | ug/L | 0.50 | 0.47 | 1 | | 01/11/22 17:54 | 74-97-5 | |
| Bromodichloromethane | ND | ug/L | 0.50 | 0.31 | 1 | | 01/11/22 17:54 | 75-27-4 | |
| Bromoform | ND | ug/L | 0.50 | 0.34 | 1 | | 01/11/22 17:54 | 75-25-2 | |
| Bromomethane | ND | ug/L | 5.0 | 1.7 | 1 | | 01/11/22 17:54 | 74-83-9 | |
| n-Butylbenzene | ND | ug/L | 0.50 | 0.49 | 1 | | 01/11/22 17:54 | 104-51-8 | |
| sec-Butylbenzene | ND | ug/L | 0.50 | 0.40 | 1 | | 01/11/22 17:54 | 135-98-8 | |
| tert-Butylbenzene | ND | ug/L | 0.50 | 0.32 | 1 | | 01/11/22 17:54 | 98-06-6 | |
| Carbon tetrachloride | ND | ug/L | 0.50 | 0.33 | 1 | | 01/11/22 17:54 | 56-23-5 | |
| Chlorobenzene | ND | ug/L | 0.50 | 0.28 | 1 | | 01/11/22 17:54 | 108-90-7 | |
| Chloroethane | ND | ug/L | 1.0 | 0.65 | 1 | | 01/11/22 17:54 | 75-00-3 | |
| Chloroform | ND | ug/L | 0.50 | 0.35 | 1 | | 01/11/22 17:54 | 67-66-3 | |
| Chloromethane | ND | ug/L | 1.0 | 0.54 | 1 | | 01/11/22 17:54 | 74-87-3 | |
| 2-Chlorotoluene | ND | ug/L | 0.50 | 0.32 | 1 | | 01/11/22 17:54 | 95-49-8 | |
| 4-Chlorotoluene | ND | ug/L | 0.50 | 0.32 | 1 | | 01/11/22 17:54 | 106-43-4 | |
| 1,2-Dibromo-3-chloropropane | ND | ug/L | 1.0 | 0.34 | 1 | | 01/11/22 17:54 | 96-12-8 | |
| Dibromochloromethane | ND | ug/L | 0.50 | 0.36 | 1 | | 01/11/22 17:54 | 124-48-1 | |
| 1,2-Dibromoethane (EDB) | ND | ug/L | 0.50 | 0.27 | 1 | | 01/11/22 17:54 | 106-93-4 | |
| Dibromomethane | ND | ug/L | 0.50 | 0.39 | 1 | | 01/11/22 17:54 | 74-95-3 | |
| 1,2-Dichlorobenzene | ND | ug/L | 0.50 | 0.34 | 1 | | 01/11/22 17:54 | 95-50-1 | |
| 1,3-Dichlorobenzene | ND | ug/L | 0.50 | 0.34 | 1 | | 01/11/22 17:54 | 541-73-1 | |
| 1,4-Dichlorobenzene | ND | ug/L | 0.50 | 0.33 | 1 | | 01/11/22 17:54 | 106-46-7 | |
| Dichlorodifluoromethane | ND | ug/L | 0.50 | 0.35 | 1 | | 01/11/22 17:54 | 75-71-8 | |
| 1,1-Dichloroethane | ND | ug/L | 0.50 | 0.37 | 1 | | 01/11/22 17:54 | 75-34-3 | |
| 1,2-Dichloroethane | ND | ug/L | 0.50 | 0.32 | 1 | | 01/11/22 17:54 | 107-06-2 | |
| 1,1-Dichloroethene | ND | ug/L | 0.50 | 0.35 | 1 | | 01/11/22 17:54 | 75-35-4 | |
| cis-1,2-Dichloroethene | ND | ug/L | 0.50 | 0.38 | 1 | | 01/11/22 17:54 | 156-59-2 | |
| trans-1,2-Dichloroethene | ND | ug/L | 0.50 | 0.40 | 1 | | 01/11/22 17:54 | 156-60-5 | |
| 1,2-Dichloropropane | ND | ug/L | 0.50 | 0.36 | 1 | | 01/11/22 17:54 | 78-87-5 | |
| 1,3-Dichloropropane | ND | ug/L | 0.50 | 0.28 | 1 | | 01/11/22 17:54 | 142-28-9 | |

## REPORT OF LABORATORY ANALYSIS

This report shall not be reproduced, except in full,
without the written consent of Pace Analytical Services, LLC.

**Pace Analytical Services, LLC**
9800 Kincey Ave. Suite 100
Huntersville, NC 28078
(704)875-9092

## ANALYTICAL RESULTS

Project: CPC HUNTERSVILLE-60639876
Pace Project No.: 92581742

**Sample: MW-59** **Lab ID: 92581742007** Collected: 01/07/22 12:35 Received: 01/07/22 17:00 Matrix: Water

| Parameters | Results | Units | Report Limit | MDL | DF | Prepared | Analyzed | CAS No. | Qual |
|---|---|---|---|---|---|---|---|---|---|
| **6200B MSV** | Analytical Method: SM 6200B<br>Pace Analytical Services - Charlotte | | | | | | | | |
| 2,2-Dichloropropane | ND | ug/L | 0.50 | 0.39 | 1 | | 01/11/22 17:54 | 594-20-7 | |
| 1,1-Dichloropropene | ND | ug/L | 0.50 | 0.43 | 1 | | 01/11/22 17:54 | 563-58-6 | |
| cis-1,3-Dichloropropene | ND | ug/L | 0.50 | 0.36 | 1 | | 01/11/22 17:54 | 10061-01-5 | |
| trans-1,3-Dichloropropene | ND | ug/L | 0.50 | 0.36 | 1 | | 01/11/22 17:54 | 10061-02-6 | |
| Diisopropyl ether | **3.2** | ug/L | 0.50 | 0.31 | 1 | | 01/11/22 17:54 | 108-20-3 | |
| Ethylbenzene | ND | ug/L | 0.50 | 0.30 | 1 | | 01/11/22 17:54 | 100-41-4 | |
| Hexachloro-1,3-butadiene | ND | ug/L | 2.0 | 1.5 | 1 | | 01/11/22 17:54 | 87-68-3 | |
| Isopropylbenzene (Cumene) | ND | ug/L | 0.50 | 0.33 | 1 | | 01/11/22 17:54 | 98-82-8 | |
| Methylene Chloride | ND | ug/L | 2.0 | 2.0 | 1 | | 01/11/22 17:54 | 75-09-2 | |
| Methyl-tert-butyl ether | ND | ug/L | 0.50 | 0.42 | 1 | | 01/11/22 17:54 | 1634-04-4 | |
| Naphthalene | ND | ug/L | 2.0 | 0.64 | 1 | | 01/11/22 17:54 | 91-20-3 | |
| n-Propylbenzene | ND | ug/L | 0.50 | 0.34 | 1 | | 01/11/22 17:54 | 103-65-1 | |
| Styrene | ND | ug/L | 0.50 | 0.29 | 1 | | 01/11/22 17:54 | 100-42-5 | |
| 1,1,1,2-Tetrachloroethane | ND | ug/L | 0.50 | 0.31 | 1 | | 01/11/22 17:54 | 630-20-6 | |
| 1,1,2,2-Tetrachloroethane | ND | ug/L | 0.50 | 0.22 | 1 | | 01/11/22 17:54 | 79-34-5 | |
| Tetrachloroethene | ND | ug/L | 0.50 | 0.29 | 1 | | 01/11/22 17:54 | 127-18-4 | |
| Toluene | ND | ug/L | 0.50 | 0.48 | 1 | | 01/11/22 17:54 | 108-88-3 | |
| 1,2,3-Trichlorobenzene | ND | ug/L | 2.0 | 0.81 | 1 | | 01/11/22 17:54 | 87-61-6 | |
| 1,2,4-Trichlorobenzene | ND | ug/L | 2.0 | 0.64 | 1 | | 01/11/22 17:54 | 120-82-1 | |
| 1,1,1-Trichloroethane | ND | ug/L | 0.50 | 0.33 | 1 | | 01/11/22 17:54 | 71-55-6 | |
| 1,1,2-Trichloroethane | ND | ug/L | 0.50 | 0.32 | 1 | | 01/11/22 17:54 | 79-00-5 | |
| Trichloroethene | ND | ug/L | 0.50 | 0.38 | 1 | | 01/11/22 17:54 | 79-01-6 | |
| Trichlorofluoromethane | ND | ug/L | 1.0 | 0.30 | 1 | | 01/11/22 17:54 | 75-69-4 | |
| 1,2,3-Trichloropropane | ND | ug/L | 0.50 | 0.26 | 1 | | 01/11/22 17:54 | 96-18-4 | |
| 1,2,4-Trimethylbenzene | ND | ug/L | 0.50 | 0.50 | 1 | | 01/11/22 17:54 | 95-63-6 | |
| 1,3,5-Trimethylbenzene | ND | ug/L | 0.50 | 0.33 | 1 | | 01/11/22 17:54 | 108-67-8 | |
| Vinyl chloride | ND | ug/L | 1.0 | 0.39 | 1 | | 01/11/22 17:54 | 75-01-4 | |
| m&p-Xylene | ND | ug/L | 1.0 | 0.71 | 1 | | 01/11/22 17:54 | 179601-23-1 | |
| o-Xylene | ND | ug/L | 0.50 | 0.34 | 1 | | 01/11/22 17:54 | 95-47-6 | |
| ***Surrogates*** | | | | | | | | | |
| 1,2-Dichloroethane-d4 (S) | 98 | % | 70-130 | | 1 | | 01/11/22 17:54 | 17060-07-0 | |
| 4-Bromofluorobenzene (S) | 100 | % | 70-130 | | 1 | | 01/11/22 17:54 | 460-00-4 | |
| Toluene-d8 (S) | 103 | % | 70-130 | | 1 | | 01/11/22 17:54 | 2037-26-5 | |

## REPORT OF LABORATORY ANALYSIS

This report shall not be reproduced, except in full,
without the written consent of Pace Analytical Services, LLC.

Pace Analytical Services, LLC
9800 Kincey Ave. Suite 100
Huntersville, NC 28078
(704)875-9092

## ANALYTICAL RESULTS

Project: CPC HUNTERSVILLE-60639876
Pace Project No.: 92581742

**Sample: MW-15** **Lab ID: 92581742008** Collected: 01/07/22 14:15 Received: 01/07/22 17:00 Matrix: Water

| Parameters | Results | Units | Report Limit | MDL | DF | Prepared | Analyzed | CAS No. | Qual |
|---|---|---|---|---|---|---|---|---|---|
| **VPH NC Water** | Analytical Method: MADEP VPH<br>Pace Analytical Services - Charlotte | | | | | | | | |
| Total VPH (C5-C12) | ND | ug/L | 50.0 | 50.0 | 1 | | 01/10/22 23:48 | | N2 |
| Aliphatic (C05-C08) | ND | ug/L | 50.0 | 50.0 | 1 | | 01/10/22 23:48 | | N2 |
| Aliphatic(C09-C12) Adjusted | ND | ug/L | 50.0 | 50.0 | 1 | | 01/10/22 23:48 | | N2 |
| Aromatic (C09-C10) | ND | ug/L | 50.0 | 50.0 | 1 | | 01/10/22 23:48 | | N2 |
| ***Surrogates*** | | | | | | | | | |
| 4-Bromofluorobenzene (FID) (S) | 100 | % | 70-130 | | 1 | | 01/10/22 23:48 | 460-00-4 | |
| 4-Bromofluorobenzene (PID) (S) | 82 | % | 70-130 | | 1 | | 01/10/22 23:48 | 460-00-4 | |
| **6020 MET ICPMS** | Analytical Method: EPA 6020B Preparation Method: EPA 3010A<br>Pace Analytical Services - Asheville | | | | | | | | |
| Lead | **0.27J** | ug/L | 5.0 | 0.077 | 1 | 01/11/22 02:56 | 01/11/22 14:20 | 7439-92-1 | |
| **6200B MSV** | Analytical Method: SM 6200B<br>Pace Analytical Services - Charlotte | | | | | | | | |
| Benzene | ND | ug/L | 0.50 | 0.34 | 1 | | 01/11/22 18:29 | 71-43-2 | |
| Bromobenzene | ND | ug/L | 0.50 | 0.29 | 1 | | 01/11/22 18:29 | 108-86-1 | |
| Bromochloromethane | ND | ug/L | 0.50 | 0.47 | 1 | | 01/11/22 18:29 | 74-97-5 | |
| Bromodichloromethane | ND | ug/L | 0.50 | 0.31 | 1 | | 01/11/22 18:29 | 75-27-4 | |
| Bromoform | ND | ug/L | 0.50 | 0.34 | 1 | | 01/11/22 18:29 | 75-25-2 | |
| Bromomethane | ND | ug/L | 5.0 | 1.7 | 1 | | 01/11/22 18:29 | 74-83-9 | |
| n-Butylbenzene | ND | ug/L | 0.50 | 0.49 | 1 | | 01/11/22 18:29 | 104-51-8 | |
| sec-Butylbenzene | ND | ug/L | 0.50 | 0.40 | 1 | | 01/11/22 18:29 | 135-98-8 | |
| tert-Butylbenzene | ND | ug/L | 0.50 | 0.32 | 1 | | 01/11/22 18:29 | 98-06-6 | |
| Carbon tetrachloride | ND | ug/L | 0.50 | 0.33 | 1 | | 01/11/22 18:29 | 56-23-5 | |
| Chlorobenzene | ND | ug/L | 0.50 | 0.28 | 1 | | 01/11/22 18:29 | 108-90-7 | |
| Chloroethane | ND | ug/L | 1.0 | 0.65 | 1 | | 01/11/22 18:29 | 75-00-3 | |
| Chloroform | ND | ug/L | 0.50 | 0.35 | 1 | | 01/11/22 18:29 | 67-66-3 | |
| Chloromethane | ND | ug/L | 1.0 | 0.54 | 1 | | 01/11/22 18:29 | 74-87-3 | |
| 2-Chlorotoluene | ND | ug/L | 0.50 | 0.32 | 1 | | 01/11/22 18:29 | 95-49-8 | |
| 4-Chlorotoluene | ND | ug/L | 0.50 | 0.32 | 1 | | 01/11/22 18:29 | 106-43-4 | |
| 1,2-Dibromo-3-chloropropane | ND | ug/L | 1.0 | 0.34 | 1 | | 01/11/22 18:29 | 96-12-8 | |
| Dibromochloromethane | ND | ug/L | 0.50 | 0.36 | 1 | | 01/11/22 18:29 | 124-48-1 | |
| 1,2-Dibromoethane (EDB) | ND | ug/L | 0.50 | 0.27 | 1 | | 01/11/22 18:29 | 106-93-4 | |
| Dibromomethane | ND | ug/L | 0.50 | 0.39 | 1 | | 01/11/22 18:29 | 74-95-3 | |
| 1,2-Dichlorobenzene | ND | ug/L | 0.50 | 0.34 | 1 | | 01/11/22 18:29 | 95-50-1 | |
| 1,3-Dichlorobenzene | ND | ug/L | 0.50 | 0.34 | 1 | | 01/11/22 18:29 | 541-73-1 | |
| 1,4-Dichlorobenzene | ND | ug/L | 0.50 | 0.33 | 1 | | 01/11/22 18:29 | 106-46-7 | |
| Dichlorodifluoromethane | ND | ug/L | 0.50 | 0.35 | 1 | | 01/11/22 18:29 | 75-71-8 | |
| 1,1-Dichloroethane | ND | ug/L | 0.50 | 0.37 | 1 | | 01/11/22 18:29 | 75-34-3 | |
| 1,2-Dichloroethane | ND | ug/L | 0.50 | 0.32 | 1 | | 01/11/22 18:29 | 107-06-2 | |
| 1,1-Dichloroethene | ND | ug/L | 0.50 | 0.35 | 1 | | 01/11/22 18:29 | 75-35-4 | |
| cis-1,2-Dichloroethene | ND | ug/L | 0.50 | 0.38 | 1 | | 01/11/22 18:29 | 156-59-2 | |
| trans-1,2-Dichloroethene | ND | ug/L | 0.50 | 0.40 | 1 | | 01/11/22 18:29 | 156-60-5 | |
| 1,2-Dichloropropane | ND | ug/L | 0.50 | 0.36 | 1 | | 01/11/22 18:29 | 78-87-5 | |
| 1,3-Dichloropropane | ND | ug/L | 0.50 | 0.28 | 1 | | 01/11/22 18:29 | 142-28-9 | |

## REPORT OF LABORATORY ANALYSIS

This report shall not be reproduced, except in full,
without the written consent of Pace Analytical Services, LLC.

**Pace Analytical Services, LLC**
9800 Kincey Ave. Suite 100
Huntersville, NC 28078
(704)875-9092

## ANALYTICAL RESULTS

Project: CPC HUNTERSVILLE-60639876
Pace Project No.: 92581742

**Sample: MW-15** **Lab ID: 92581742008** Collected: 01/07/22 14:15 Received: 01/07/22 17:00 Matrix: Water

| Parameters | Results | Units | Report Limit | MDL | DF | Prepared | Analyzed | CAS No. | Qual |
|---|---|---|---|---|---|---|---|---|---|
| **6200B MSV** | Analytical Method: SM 6200B<br>Pace Analytical Services - Charlotte | | | | | | | | |
| 2,2-Dichloropropane | ND | ug/L | 0.50 | 0.39 | 1 | | 01/11/22 18:29 | 594-20-7 | |
| 1,1-Dichloropropene | ND | ug/L | 0.50 | 0.43 | 1 | | 01/11/22 18:29 | 563-58-6 | |
| cis-1,3-Dichloropropene | ND | ug/L | 0.50 | 0.36 | 1 | | 01/11/22 18:29 | 10061-01-5 | |
| trans-1,3-Dichloropropene | ND | ug/L | 0.50 | 0.36 | 1 | | 01/11/22 18:29 | 10061-02-6 | |
| Diisopropyl ether | ND | ug/L | 0.50 | 0.31 | 1 | | 01/11/22 18:29 | 108-20-3 | |
| Ethylbenzene | ND | ug/L | 0.50 | 0.30 | 1 | | 01/11/22 18:29 | 100-41-4 | |
| Hexachloro-1,3-butadiene | ND | ug/L | 2.0 | 1.5 | 1 | | 01/11/22 18:29 | 87-68-3 | |
| Isopropylbenzene (Cumene) | ND | ug/L | 0.50 | 0.33 | 1 | | 01/11/22 18:29 | 98-82-8 | |
| Methylene Chloride | ND | ug/L | 2.0 | 2.0 | 1 | | 01/11/22 18:29 | 75-09-2 | |
| Methyl-tert-butyl ether | ND | ug/L | 0.50 | 0.42 | 1 | | 01/11/22 18:29 | 1634-04-4 | |
| Naphthalene | ND | ug/L | 2.0 | 0.64 | 1 | | 01/11/22 18:29 | 91-20-3 | |
| n-Propylbenzene | ND | ug/L | 0.50 | 0.34 | 1 | | 01/11/22 18:29 | 103-65-1 | |
| Styrene | ND | ug/L | 0.50 | 0.29 | 1 | | 01/11/22 18:29 | 100-42-5 | |
| 1,1,1,2-Tetrachloroethane | ND | ug/L | 0.50 | 0.31 | 1 | | 01/11/22 18:29 | 630-20-6 | |
| 1,1,2,2-Tetrachloroethane | ND | ug/L | 0.50 | 0.22 | 1 | | 01/11/22 18:29 | 79-34-5 | |
| Tetrachloroethene | ND | ug/L | 0.50 | 0.29 | 1 | | 01/11/22 18:29 | 127-18-4 | |
| Toluene | ND | ug/L | 0.50 | 0.48 | 1 | | 01/11/22 18:29 | 108-88-3 | |
| 1,2,3-Trichlorobenzene | ND | ug/L | 2.0 | 0.81 | 1 | | 01/11/22 18:29 | 87-61-6 | |
| 1,2,4-Trichlorobenzene | ND | ug/L | 2.0 | 0.64 | 1 | | 01/11/22 18:29 | 120-82-1 | |
| 1,1,1-Trichloroethane | ND | ug/L | 0.50 | 0.33 | 1 | | 01/11/22 18:29 | 71-55-6 | |
| 1,1,2-Trichloroethane | ND | ug/L | 0.50 | 0.32 | 1 | | 01/11/22 18:29 | 79-00-5 | |
| Trichloroethene | ND | ug/L | 0.50 | 0.38 | 1 | | 01/11/22 18:29 | 79-01-6 | |
| Trichlorofluoromethane | ND | ug/L | 1.0 | 0.30 | 1 | | 01/11/22 18:29 | 75-69-4 | |
| 1,2,3-Trichloropropane | ND | ug/L | 0.50 | 0.26 | 1 | | 01/11/22 18:29 | 96-18-4 | |
| 1,2,4-Trimethylbenzene | ND | ug/L | 0.50 | 0.50 | 1 | | 01/11/22 18:29 | 95-63-6 | |
| 1,3,5-Trimethylbenzene | ND | ug/L | 0.50 | 0.33 | 1 | | 01/11/22 18:29 | 108-67-8 | |
| Vinyl chloride | ND | ug/L | 1.0 | 0.39 | 1 | | 01/11/22 18:29 | 75-01-4 | |
| m&p-Xylene | ND | ug/L | 1.0 | 0.71 | 1 | | 01/11/22 18:29 | 179601-23-1 | |
| o-Xylene | ND | ug/L | 0.50 | 0.34 | 1 | | 01/11/22 18:29 | 95-47-6 | |
| ***Surrogates*** | | | | | | | | | |
| 1,2-Dichloroethane-d4 (S) | 98 | % | 70-130 | | 1 | | 01/11/22 18:29 | 17060-07-0 | |
| 4-Bromofluorobenzene (S) | 100 | % | 70-130 | | 1 | | 01/11/22 18:29 | 460-00-4 | |
| Toluene-d8 (S) | 102 | % | 70-130 | | 1 | | 01/11/22 18:29 | 2037-26-5 | |

## REPORT OF LABORATORY ANALYSIS

This report shall not be reproduced, except in full,
without the written consent of Pace Analytical Services, LLC.

Pace Analytical Services, LLC
9800 Kincey Ave. Suite 100
Huntersville, NC 28078
(704)875-9092

## ANALYTICAL RESULTS

Project: CPC HUNTERSVILLE-60639876
Pace Project No.: 92581742

**Sample: MW-36DR** **Lab ID: 92581742009** Collected: 01/07/22 13:50 Received: 01/07/22 17:00 Matrix: Water

| Parameters | Results | Units | Report Limit | MDL | DF | Prepared | Analyzed | CAS No. | Qual |
|---|---|---|---|---|---|---|---|---|---|
| **VPH NC Water** | Analytical Method: MADEP VPH<br>Pace Analytical Services - Charlotte | | | | | | | | |
| Total VPH (C5-C12) | ND | ug/L | 50.0 | 50.0 | 1 | | 01/11/22 00:17 | | N2 |
| Aliphatic (C05-C08) | ND | ug/L | 50.0 | 50.0 | 1 | | 01/11/22 00:17 | | N2 |
| Aliphatic(C09-C12) Adjusted | ND | ug/L | 50.0 | 50.0 | 1 | | 01/11/22 00:17 | | N2 |
| Aromatic (C09-C10) | ND | ug/L | 50.0 | 50.0 | 1 | | 01/11/22 00:17 | | N2 |
| ***Surrogates*** | | | | | | | | | |
| 4-Bromofluorobenzene (FID) (S) | 97 | % | 70-130 | | 1 | | 01/11/22 00:17 | 460-00-4 | |
| 4-Bromofluorobenzene (PID) (S) | 78 | % | 70-130 | | 1 | | 01/11/22 00:17 | 460-00-4 | |
| **6020 MET ICPMS** | Analytical Method: EPA 6020B Preparation Method: EPA 3010A<br>Pace Analytical Services - Asheville | | | | | | | | |
| Lead | **0.19J** | ug/L | 5.0 | 0.077 | 1 | 01/11/22 02:56 | 01/11/22 14:23 | 7439-92-1 | |
| **6200B MSV** | Analytical Method: SM 6200B<br>Pace Analytical Services - Charlotte | | | | | | | | |
| Benzene | ND | ug/L | 0.50 | 0.34 | 1 | | 01/11/22 18:47 | 71-43-2 | |
| Bromobenzene | ND | ug/L | 0.50 | 0.29 | 1 | | 01/11/22 18:47 | 108-86-1 | |
| Bromochloromethane | ND | ug/L | 0.50 | 0.47 | 1 | | 01/11/22 18:47 | 74-97-5 | |
| Bromodichloromethane | ND | ug/L | 0.50 | 0.31 | 1 | | 01/11/22 18:47 | 75-27-4 | |
| Bromoform | ND | ug/L | 0.50 | 0.34 | 1 | | 01/11/22 18:47 | 75-25-2 | |
| Bromomethane | ND | ug/L | 5.0 | 1.7 | 1 | | 01/11/22 18:47 | 74-83-9 | |
| n-Butylbenzene | ND | ug/L | 0.50 | 0.49 | 1 | | 01/11/22 18:47 | 104-51-8 | |
| sec-Butylbenzene | ND | ug/L | 0.50 | 0.40 | 1 | | 01/11/22 18:47 | 135-98-8 | |
| tert-Butylbenzene | ND | ug/L | 0.50 | 0.32 | 1 | | 01/11/22 18:47 | 98-06-6 | |
| Carbon tetrachloride | ND | ug/L | 0.50 | 0.33 | 1 | | 01/11/22 18:47 | 56-23-5 | |
| Chlorobenzene | ND | ug/L | 0.50 | 0.28 | 1 | | 01/11/22 18:47 | 108-90-7 | |
| Chloroethane | ND | ug/L | 1.0 | 0.65 | 1 | | 01/11/22 18:47 | 75-00-3 | |
| Chloroform | ND | ug/L | 0.50 | 0.35 | 1 | | 01/11/22 18:47 | 67-66-3 | |
| Chloromethane | ND | ug/L | 1.0 | 0.54 | 1 | | 01/11/22 18:47 | 74-87-3 | |
| 2-Chlorotoluene | ND | ug/L | 0.50 | 0.32 | 1 | | 01/11/22 18:47 | 95-49-8 | |
| 4-Chlorotoluene | ND | ug/L | 0.50 | 0.32 | 1 | | 01/11/22 18:47 | 106-43-4 | |
| 1,2-Dibromo-3-chloropropane | ND | ug/L | 1.0 | 0.34 | 1 | | 01/11/22 18:47 | 96-12-8 | |
| Dibromochloromethane | ND | ug/L | 0.50 | 0.36 | 1 | | 01/11/22 18:47 | 124-48-1 | |
| 1,2-Dibromoethane (EDB) | ND | ug/L | 0.50 | 0.27 | 1 | | 01/11/22 18:47 | 106-93-4 | |
| Dibromomethane | ND | ug/L | 0.50 | 0.39 | 1 | | 01/11/22 18:47 | 74-95-3 | |
| 1,2-Dichlorobenzene | ND | ug/L | 0.50 | 0.34 | 1 | | 01/11/22 18:47 | 95-50-1 | |
| 1,3-Dichlorobenzene | ND | ug/L | 0.50 | 0.34 | 1 | | 01/11/22 18:47 | 541-73-1 | |
| 1,4-Dichlorobenzene | ND | ug/L | 0.50 | 0.33 | 1 | | 01/11/22 18:47 | 106-46-7 | |
| Dichlorodifluoromethane | ND | ug/L | 0.50 | 0.35 | 1 | | 01/11/22 18:47 | 75-71-8 | |
| 1,1-Dichloroethane | ND | ug/L | 0.50 | 0.37 | 1 | | 01/11/22 18:47 | 75-34-3 | |
| 1,2-Dichloroethane | ND | ug/L | 0.50 | 0.32 | 1 | | 01/11/22 18:47 | 107-06-2 | |
| 1,1-Dichloroethene | ND | ug/L | 0.50 | 0.35 | 1 | | 01/11/22 18:47 | 75-35-4 | |
| cis-1,2-Dichloroethene | ND | ug/L | 0.50 | 0.38 | 1 | | 01/11/22 18:47 | 156-59-2 | |
| trans-1,2-Dichloroethene | ND | ug/L | 0.50 | 0.40 | 1 | | 01/11/22 18:47 | 156-60-5 | |
| 1,2-Dichloropropane | ND | ug/L | 0.50 | 0.36 | 1 | | 01/11/22 18:47 | 78-87-5 | |
| 1,3-Dichloropropane | ND | ug/L | 0.50 | 0.28 | 1 | | 01/11/22 18:47 | 142-28-9 | |

## REPORT OF LABORATORY ANALYSIS

This report shall not be reproduced, except in full,
without the written consent of Pace Analytical Services, LLC.

**Pace Analytical Services, LLC**
9800 Kincey Ave. Suite 100
Huntersville, NC 28078
(704)875-9092

## ANALYTICAL RESULTS

Project: CPC HUNTERSVILLE-60639876
Pace Project No.: 92581742

**Sample: MW-36DR** **Lab ID: 92581742009** Collected: 01/07/22 13:50 Received: 01/07/22 17:00 Matrix: Water

| Parameters | Results | Units | Report Limit | MDL | DF | Prepared | Analyzed | CAS No. | Qual |
|---|---|---|---|---|---|---|---|---|---|
| **6200B MSV** | Analytical Method: SM 6200B<br>Pace Analytical Services - Charlotte | | | | | | | | |
| 2,2-Dichloropropane | ND | ug/L | 0.50 | 0.39 | 1 | | 01/11/22 18:47 | 594-20-7 | |
| 1,1-Dichloropropene | ND | ug/L | 0.50 | 0.43 | 1 | | 01/11/22 18:47 | 563-58-6 | |
| cis-1,3-Dichloropropene | ND | ug/L | 0.50 | 0.36 | 1 | | 01/11/22 18:47 | 10061-01-5 | |
| trans-1,3-Dichloropropene | ND | ug/L | 0.50 | 0.36 | 1 | | 01/11/22 18:47 | 10061-02-6 | |
| Diisopropyl ether | ND | ug/L | 0.50 | 0.31 | 1 | | 01/11/22 18:47 | 108-20-3 | |
| Ethylbenzene | ND | ug/L | 0.50 | 0.30 | 1 | | 01/11/22 18:47 | 100-41-4 | |
| Hexachloro-1,3-butadiene | ND | ug/L | 2.0 | 1.5 | 1 | | 01/11/22 18:47 | 87-68-3 | |
| Isopropylbenzene (Cumene) | ND | ug/L | 0.50 | 0.33 | 1 | | 01/11/22 18:47 | 98-82-8 | |
| Methylene Chloride | ND | ug/L | 2.0 | 2.0 | 1 | | 01/11/22 18:47 | 75-09-2 | |
| Methyl-tert-butyl ether | ND | ug/L | 0.50 | 0.42 | 1 | | 01/11/22 18:47 | 1634-04-4 | |
| Naphthalene | ND | ug/L | 2.0 | 0.64 | 1 | | 01/11/22 18:47 | 91-20-3 | |
| n-Propylbenzene | ND | ug/L | 0.50 | 0.34 | 1 | | 01/11/22 18:47 | 103-65-1 | |
| Styrene | ND | ug/L | 0.50 | 0.29 | 1 | | 01/11/22 18:47 | 100-42-5 | |
| 1,1,1,2-Tetrachloroethane | ND | ug/L | 0.50 | 0.31 | 1 | | 01/11/22 18:47 | 630-20-6 | |
| 1,1,2,2-Tetrachloroethane | ND | ug/L | 0.50 | 0.22 | 1 | | 01/11/22 18:47 | 79-34-5 | |
| Tetrachloroethene | ND | ug/L | 0.50 | 0.29 | 1 | | 01/11/22 18:47 | 127-18-4 | |
| Toluene | ND | ug/L | 0.50 | 0.48 | 1 | | 01/11/22 18:47 | 108-88-3 | |
| 1,2,3-Trichlorobenzene | ND | ug/L | 2.0 | 0.81 | 1 | | 01/11/22 18:47 | 87-61-6 | |
| 1,2,4-Trichlorobenzene | ND | ug/L | 2.0 | 0.64 | 1 | | 01/11/22 18:47 | 120-82-1 | |
| 1,1,1-Trichloroethane | ND | ug/L | 0.50 | 0.33 | 1 | | 01/11/22 18:47 | 71-55-6 | |
| 1,1,2-Trichloroethane | ND | ug/L | 0.50 | 0.32 | 1 | | 01/11/22 18:47 | 79-00-5 | |
| Trichloroethene | ND | ug/L | 0.50 | 0.38 | 1 | | 01/11/22 18:47 | 79-01-6 | |
| Trichlorofluoromethane | ND | ug/L | 1.0 | 0.30 | 1 | | 01/11/22 18:47 | 75-69-4 | |
| 1,2,3-Trichloropropane | ND | ug/L | 0.50 | 0.26 | 1 | | 01/11/22 18:47 | 96-18-4 | |
| 1,2,4-Trimethylbenzene | ND | ug/L | 0.50 | 0.50 | 1 | | 01/11/22 18:47 | 95-63-6 | |
| 1,3,5-Trimethylbenzene | ND | ug/L | 0.50 | 0.33 | 1 | | 01/11/22 18:47 | 108-67-8 | |
| Vinyl chloride | ND | ug/L | 1.0 | 0.39 | 1 | | 01/11/22 18:47 | 75-01-4 | |
| m&p-Xylene | ND | ug/L | 1.0 | 0.71 | 1 | | 01/11/22 18:47 | 179601-23-1 | |
| o-Xylene | ND | ug/L | 0.50 | 0.34 | 1 | | 01/11/22 18:47 | 95-47-6 | |
| ***Surrogates*** | | | | | | | | | |
| 1,2-Dichloroethane-d4 (S) | 99 | % | 70-130 | | 1 | | 01/11/22 18:47 | 17060-07-0 | |
| 4-Bromofluorobenzene (S) | 101 | % | 70-130 | | 1 | | 01/11/22 18:47 | 460-00-4 | |
| Toluene-d8 (S) | 102 | % | 70-130 | | 1 | | 01/11/22 18:47 | 2037-26-5 | |

## REPORT OF LABORATORY ANALYSIS

This report shall not be reproduced, except in full,
without the written consent of Pace Analytical Services, LLC.

Pace Analytical Services, LLC
9800 Kincey Ave. Suite 100
Huntersville, NC 28078
(704)875-9092

## ANALYTICAL RESULTS

Project: CPC HUNTERSVILLE-60639876
Pace Project No.: 92581742

**Sample: MW-89D** **Lab ID: 92581742010** Collected: 01/07/22 14:15 Received: 01/07/22 17:00 Matrix: Water

| Parameters | Results | Units | Report Limit | MDL | DF | Prepared | Analyzed | CAS No. | Qual |
|---|---|---|---|---|---|---|---|---|---|
| **VPH NC Water** | Analytical Method: MADEP VPH<br>Pace Analytical Services - Charlotte | | | | | | | | |
| Total VPH (C5-C12) | ND | ug/L | 50.0 | 50.0 | 1 | | 01/11/22 00:45 | | N2 |
| Aliphatic (C05-C08) | ND | ug/L | 50.0 | 50.0 | 1 | | 01/11/22 00:45 | | N2 |
| Aliphatic(C09-C12) Adjusted | ND | ug/L | 50.0 | 50.0 | 1 | | 01/11/22 00:45 | | N2 |
| Aromatic (C09-C10) | ND | ug/L | 50.0 | 50.0 | 1 | | 01/11/22 00:45 | | N2 |
| ***Surrogates*** | | | | | | | | | |
| 4-Bromofluorobenzene (FID) (S) | 100 | % | 70-130 | | 1 | | 01/11/22 00:45 | 460-00-4 | |
| 4-Bromofluorobenzene (PID) (S) | 82 | % | 70-130 | | 1 | | 01/11/22 00:45 | 460-00-4 | |
| **6020 MET ICPMS** | Analytical Method: EPA 6020B Preparation Method: EPA 3010A<br>Pace Analytical Services - Asheville | | | | | | | | |
| Lead | **21.1** | ug/L | 5.0 | 0.077 | 1 | 01/11/22 02:56 | 01/11/22 14:27 | 7439-92-1 | |
| **6200B MSV** | Analytical Method: SM 6200B<br>Pace Analytical Services - Charlotte | | | | | | | | |
| Benzene | ND | ug/L | 0.50 | 0.34 | 1 | | 01/11/22 19:04 | 71-43-2 | |
| Bromobenzene | ND | ug/L | 0.50 | 0.29 | 1 | | 01/11/22 19:04 | 108-86-1 | |
| Bromochloromethane | ND | ug/L | 0.50 | 0.47 | 1 | | 01/11/22 19:04 | 74-97-5 | |
| Bromodichloromethane | ND | ug/L | 0.50 | 0.31 | 1 | | 01/11/22 19:04 | 75-27-4 | |
| Bromoform | ND | ug/L | 0.50 | 0.34 | 1 | | 01/11/22 19:04 | 75-25-2 | |
| Bromomethane | ND | ug/L | 5.0 | 1.7 | 1 | | 01/11/22 19:04 | 74-83-9 | |
| n-Butylbenzene | ND | ug/L | 0.50 | 0.49 | 1 | | 01/11/22 19:04 | 104-51-8 | |
| sec-Butylbenzene | ND | ug/L | 0.50 | 0.40 | 1 | | 01/11/22 19:04 | 135-98-8 | |
| tert-Butylbenzene | ND | ug/L | 0.50 | 0.32 | 1 | | 01/11/22 19:04 | 98-06-6 | |
| Carbon tetrachloride | ND | ug/L | 0.50 | 0.33 | 1 | | 01/11/22 19:04 | 56-23-5 | |
| Chlorobenzene | ND | ug/L | 0.50 | 0.28 | 1 | | 01/11/22 19:04 | 108-90-7 | |
| Chloroethane | ND | ug/L | 1.0 | 0.65 | 1 | | 01/11/22 19:04 | 75-00-3 | |
| Chloroform | **1.1** | ug/L | 0.50 | 0.35 | 1 | | 01/11/22 19:04 | 67-66-3 | |
| Chloromethane | ND | ug/L | 1.0 | 0.54 | 1 | | 01/11/22 19:04 | 74-87-3 | |
| 2-Chlorotoluene | ND | ug/L | 0.50 | 0.32 | 1 | | 01/11/22 19:04 | 95-49-8 | |
| 4-Chlorotoluene | ND | ug/L | 0.50 | 0.32 | 1 | | 01/11/22 19:04 | 106-43-4 | |
| 1,2-Dibromo-3-chloropropane | ND | ug/L | 1.0 | 0.34 | 1 | | 01/11/22 19:04 | 96-12-8 | |
| Dibromochloromethane | ND | ug/L | 0.50 | 0.36 | 1 | | 01/11/22 19:04 | 124-48-1 | |
| 1,2-Dibromoethane (EDB) | ND | ug/L | 0.50 | 0.27 | 1 | | 01/11/22 19:04 | 106-93-4 | |
| Dibromomethane | ND | ug/L | 0.50 | 0.39 | 1 | | 01/11/22 19:04 | 74-95-3 | |
| 1,2-Dichlorobenzene | ND | ug/L | 0.50 | 0.34 | 1 | | 01/11/22 19:04 | 95-50-1 | |
| 1,3-Dichlorobenzene | ND | ug/L | 0.50 | 0.34 | 1 | | 01/11/22 19:04 | 541-73-1 | |
| 1,4-Dichlorobenzene | ND | ug/L | 0.50 | 0.33 | 1 | | 01/11/22 19:04 | 106-46-7 | |
| Dichlorodifluoromethane | ND | ug/L | 0.50 | 0.35 | 1 | | 01/11/22 19:04 | 75-71-8 | |
| 1,1-Dichloroethane | ND | ug/L | 0.50 | 0.37 | 1 | | 01/11/22 19:04 | 75-34-3 | |
| 1,2-Dichloroethane | ND | ug/L | 0.50 | 0.32 | 1 | | 01/11/22 19:04 | 107-06-2 | |
| 1,1-Dichloroethene | ND | ug/L | 0.50 | 0.35 | 1 | | 01/11/22 19:04 | 75-35-4 | |
| cis-1,2-Dichloroethene | ND | ug/L | 0.50 | 0.38 | 1 | | 01/11/22 19:04 | 156-59-2 | |
| trans-1,2-Dichloroethene | ND | ug/L | 0.50 | 0.40 | 1 | | 01/11/22 19:04 | 156-60-5 | |
| 1,2-Dichloropropane | ND | ug/L | 0.50 | 0.36 | 1 | | 01/11/22 19:04 | 78-87-5 | |
| 1,3-Dichloropropane | ND | ug/L | 0.50 | 0.28 | 1 | | 01/11/22 19:04 | 142-28-9 | |

## REPORT OF LABORATORY ANALYSIS

This report shall not be reproduced, except in full,
without the written consent of Pace Analytical Services, LLC.

**Pace Analytical Services, LLC**
9800 Kincey Ave. Suite 100
Huntersville, NC 28078
(704)875-9092

## ANALYTICAL RESULTS

Project: CPC HUNTERSVILLE-60639876
Pace Project No.: 92581742

**Sample: MW-89D** **Lab ID: 92581742010** Collected: 01/07/22 14:15 Received: 01/07/22 17:00 Matrix: Water

| Parameters | Results | Units | Report Limit | MDL | DF | Prepared | Analyzed | CAS No. | Qual |
|---|---|---|---|---|---|---|---|---|---|
| **6200B MSV** | Analytical Method: SM 6200B<br>Pace Analytical Services - Charlotte | | | | | | | | |
| 2,2-Dichloropropane | ND | ug/L | 0.50 | 0.39 | 1 | | 01/11/22 19:04 | 594-20-7 | |
| 1,1-Dichloropropene | ND | ug/L | 0.50 | 0.43 | 1 | | 01/11/22 19:04 | 563-58-6 | |
| cis-1,3-Dichloropropene | ND | ug/L | 0.50 | 0.36 | 1 | | 01/11/22 19:04 | 10061-01-5 | |
| trans-1,3-Dichloropropene | ND | ug/L | 0.50 | 0.36 | 1 | | 01/11/22 19:04 | 10061-02-6 | |
| Diisopropyl ether | ND | ug/L | 0.50 | 0.31 | 1 | | 01/11/22 19:04 | 108-20-3 | |
| Ethylbenzene | ND | ug/L | 0.50 | 0.30 | 1 | | 01/11/22 19:04 | 100-41-4 | |
| Hexachloro-1,3-butadiene | ND | ug/L | 2.0 | 1.5 | 1 | | 01/11/22 19:04 | 87-68-3 | |
| Isopropylbenzene (Cumene) | ND | ug/L | 0.50 | 0.33 | 1 | | 01/11/22 19:04 | 98-82-8 | |
| Methylene Chloride | ND | ug/L | 2.0 | 2.0 | 1 | | 01/11/22 19:04 | 75-09-2 | |
| Methyl-tert-butyl ether | ND | ug/L | 0.50 | 0.42 | 1 | | 01/11/22 19:04 | 1634-04-4 | |
| Naphthalene | ND | ug/L | 2.0 | 0.64 | 1 | | 01/11/22 19:04 | 91-20-3 | |
| n-Propylbenzene | ND | ug/L | 0.50 | 0.34 | 1 | | 01/11/22 19:04 | 103-65-1 | |
| Styrene | ND | ug/L | 0.50 | 0.29 | 1 | | 01/11/22 19:04 | 100-42-5 | |
| 1,1,1,2-Tetrachloroethane | ND | ug/L | 0.50 | 0.31 | 1 | | 01/11/22 19:04 | 630-20-6 | |
| 1,1,2,2-Tetrachloroethane | ND | ug/L | 0.50 | 0.22 | 1 | | 01/11/22 19:04 | 79-34-5 | |
| Tetrachloroethene | ND | ug/L | 0.50 | 0.29 | 1 | | 01/11/22 19:04 | 127-18-4 | |
| Toluene | ND | ug/L | 0.50 | 0.48 | 1 | | 01/11/22 19:04 | 108-88-3 | |
| 1,2,3-Trichlorobenzene | ND | ug/L | 2.0 | 0.81 | 1 | | 01/11/22 19:04 | 87-61-6 | |
| 1,2,4-Trichlorobenzene | ND | ug/L | 2.0 | 0.64 | 1 | | 01/11/22 19:04 | 120-82-1 | |
| 1,1,1-Trichloroethane | ND | ug/L | 0.50 | 0.33 | 1 | | 01/11/22 19:04 | 71-55-6 | |
| 1,1,2-Trichloroethane | ND | ug/L | 0.50 | 0.32 | 1 | | 01/11/22 19:04 | 79-00-5 | |
| Trichloroethene | ND | ug/L | 0.50 | 0.38 | 1 | | 01/11/22 19:04 | 79-01-6 | |
| Trichlorofluoromethane | ND | ug/L | 1.0 | 0.30 | 1 | | 01/11/22 19:04 | 75-69-4 | |
| 1,2,3-Trichloropropane | ND | ug/L | 0.50 | 0.26 | 1 | | 01/11/22 19:04 | 96-18-4 | |
| 1,2,4-Trimethylbenzene | ND | ug/L | 0.50 | 0.50 | 1 | | 01/11/22 19:04 | 95-63-6 | |
| 1,3,5-Trimethylbenzene | ND | ug/L | 0.50 | 0.33 | 1 | | 01/11/22 19:04 | 108-67-8 | |
| Vinyl chloride | ND | ug/L | 1.0 | 0.39 | 1 | | 01/11/22 19:04 | 75-01-4 | |
| m&p-Xylene | ND | ug/L | 1.0 | 0.71 | 1 | | 01/11/22 19:04 | 179601-23-1 | |
| o-Xylene | ND | ug/L | 0.50 | 0.34 | 1 | | 01/11/22 19:04 | 95-47-6 | |
| ***Surrogates*** | | | | | | | | | |
| 1,2-Dichloroethane-d4 (S) | 95 | % | 70-130 | | 1 | | 01/11/22 19:04 | 17060-07-0 | |
| 4-Bromofluorobenzene (S) | 103 | % | 70-130 | | 1 | | 01/11/22 19:04 | 460-00-4 | |
| Toluene-d8 (S) | 104 | % | 70-130 | | 1 | | 01/11/22 19:04 | 2037-26-5 | |

## REPORT OF LABORATORY ANALYSIS

This report shall not be reproduced, except in full,
without the written consent of Pace Analytical Services, LLC.

**Pace Analytical Services, LLC**
9800 Kincey Ave. Suite 100
Huntersville, NC 28078
(704)875-9092

## ANALYTICAL RESULTS

Project: CPC HUNTERSVILLE-60639876
Pace Project No.: 92581742

**Sample: MW-6** **Lab ID: 92581742011** Collected: 01/07/22 14:25 Received: 01/07/22 17:00 Matrix: Water

| Parameters | Results | Units | Report Limit | MDL | DF | Prepared | Analyzed | CAS No. | Qual |
|---|---|---|---|---|---|---|---|---|---|
| **VPH NC Water** | Analytical Method: MADEP VPH<br>Pace Analytical Services - Charlotte | | | | | | | | |
| Total VPH (C5-C12) | ND | ug/L | 50.0 | 50.0 | 1 | | 01/11/22 01:13 | | N2 |
| Aliphatic (C05-C08) | ND | ug/L | 50.0 | 50.0 | 1 | | 01/11/22 01:13 | | N2 |
| Aliphatic(C09-C12) Adjusted | ND | ug/L | 50.0 | 50.0 | 1 | | 01/11/22 01:13 | | N2 |
| Aromatic (C09-C10) | ND | ug/L | 50.0 | 50.0 | 1 | | 01/11/22 01:13 | | N2 |
| ***Surrogates*** | | | | | | | | | |
| 4-Bromofluorobenzene (FID) (S) | 97 | % | 70-130 | | 1 | | 01/11/22 01:13 | 460-00-4 | |
| 4-Bromofluorobenzene (PID) (S) | 78 | % | 70-130 | | 1 | | 01/11/22 01:13 | 460-00-4 | |
| **6020 MET ICPMS** | Analytical Method: EPA 6020B Preparation Method: EPA 3010A<br>Pace Analytical Services - Asheville | | | | | | | | |
| Lead | **0.23J** | ug/L | 5.0 | 0.077 | 1 | 01/11/22 02:56 | 01/11/22 14:31 | 7439-92-1 | |
| **6200B MSV** | Analytical Method: SM 6200B<br>Pace Analytical Services - Charlotte | | | | | | | | |
| Benzene | ND | ug/L | 0.50 | 0.34 | 1 | | 01/11/22 19:22 | 71-43-2 | |
| Bromobenzene | ND | ug/L | 0.50 | 0.29 | 1 | | 01/11/22 19:22 | 108-86-1 | |
| Bromochloromethane | ND | ug/L | 0.50 | 0.47 | 1 | | 01/11/22 19:22 | 74-97-5 | |
| Bromodichloromethane | ND | ug/L | 0.50 | 0.31 | 1 | | 01/11/22 19:22 | 75-27-4 | |
| Bromoform | ND | ug/L | 0.50 | 0.34 | 1 | | 01/11/22 19:22 | 75-25-2 | |
| Bromomethane | ND | ug/L | 5.0 | 1.7 | 1 | | 01/11/22 19:22 | 74-83-9 | |
| n-Butylbenzene | ND | ug/L | 0.50 | 0.49 | 1 | | 01/11/22 19:22 | 104-51-8 | |
| sec-Butylbenzene | ND | ug/L | 0.50 | 0.40 | 1 | | 01/11/22 19:22 | 135-98-8 | |
| tert-Butylbenzene | ND | ug/L | 0.50 | 0.32 | 1 | | 01/11/22 19:22 | 98-06-6 | |
| Carbon tetrachloride | ND | ug/L | 0.50 | 0.33 | 1 | | 01/11/22 19:22 | 56-23-5 | |
| Chlorobenzene | ND | ug/L | 0.50 | 0.28 | 1 | | 01/11/22 19:22 | 108-90-7 | |
| Chloroethane | ND | ug/L | 1.0 | 0.65 | 1 | | 01/11/22 19:22 | 75-00-3 | |
| Chloroform | ND | ug/L | 0.50 | 0.35 | 1 | | 01/11/22 19:22 | 67-66-3 | |
| Chloromethane | ND | ug/L | 1.0 | 0.54 | 1 | | 01/11/22 19:22 | 74-87-3 | |
| 2-Chlorotoluene | ND | ug/L | 0.50 | 0.32 | 1 | | 01/11/22 19:22 | 95-49-8 | |
| 4-Chlorotoluene | ND | ug/L | 0.50 | 0.32 | 1 | | 01/11/22 19:22 | 106-43-4 | |
| 1,2-Dibromo-3-chloropropane | ND | ug/L | 1.0 | 0.34 | 1 | | 01/11/22 19:22 | 96-12-8 | |
| Dibromochloromethane | ND | ug/L | 0.50 | 0.36 | 1 | | 01/11/22 19:22 | 124-48-1 | |
| 1,2-Dibromoethane (EDB) | ND | ug/L | 0.50 | 0.27 | 1 | | 01/11/22 19:22 | 106-93-4 | |
| Dibromomethane | ND | ug/L | 0.50 | 0.39 | 1 | | 01/11/22 19:22 | 74-95-3 | |
| 1,2-Dichlorobenzene | ND | ug/L | 0.50 | 0.34 | 1 | | 01/11/22 19:22 | 95-50-1 | |
| 1,3-Dichlorobenzene | ND | ug/L | 0.50 | 0.34 | 1 | | 01/11/22 19:22 | 541-73-1 | |
| 1,4-Dichlorobenzene | ND | ug/L | 0.50 | 0.33 | 1 | | 01/11/22 19:22 | 106-46-7 | |
| Dichlorodifluoromethane | ND | ug/L | 0.50 | 0.35 | 1 | | 01/11/22 19:22 | 75-71-8 | |
| 1,1-Dichloroethane | ND | ug/L | 0.50 | 0.37 | 1 | | 01/11/22 19:22 | 75-34-3 | |
| 1,2-Dichloroethane | ND | ug/L | 0.50 | 0.32 | 1 | | 01/11/22 19:22 | 107-06-2 | |
| 1,1-Dichloroethene | ND | ug/L | 0.50 | 0.35 | 1 | | 01/11/22 19:22 | 75-35-4 | |
| cis-1,2-Dichloroethene | ND | ug/L | 0.50 | 0.38 | 1 | | 01/11/22 19:22 | 156-59-2 | |
| trans-1,2-Dichloroethene | ND | ug/L | 0.50 | 0.40 | 1 | | 01/11/22 19:22 | 156-60-5 | |
| 1,2-Dichloropropane | ND | ug/L | 0.50 | 0.36 | 1 | | 01/11/22 19:22 | 78-87-5 | |
| 1,3-Dichloropropane | ND | ug/L | 0.50 | 0.28 | 1 | | 01/11/22 19:22 | 142-28-9 | |

## REPORT OF LABORATORY ANALYSIS

This report shall not be reproduced, except in full,
without the written consent of Pace Analytical Services, LLC.

**Pace Analytical Services, LLC**
9800 Kincey Ave. Suite 100
Huntersville, NC 28078
(704)875-9092

## ANALYTICAL RESULTS

Project: CPC HUNTERSVILLE-60639876
Pace Project No.: 92581742

**Sample: MW-6** **Lab ID: 92581742011** Collected: 01/07/22 14:25 Received: 01/07/22 17:00 Matrix: Water

| Parameters | Results | Units | Report Limit | MDL | DF | Prepared | Analyzed | CAS No. | Qual |
|---|---|---|---|---|---|---|---|---|---|
| **6200B MSV** | Analytical Method: SM 6200B<br>Pace Analytical Services - Charlotte | | | | | | | | |
| 2,2-Dichloropropane | ND | ug/L | 0.50 | 0.39 | 1 | | 01/11/22 19:22 | 594-20-7 | |
| 1,1-Dichloropropene | ND | ug/L | 0.50 | 0.43 | 1 | | 01/11/22 19:22 | 563-58-6 | |
| cis-1,3-Dichloropropene | ND | ug/L | 0.50 | 0.36 | 1 | | 01/11/22 19:22 | 10061-01-5 | |
| trans-1,3-Dichloropropene | ND | ug/L | 0.50 | 0.36 | 1 | | 01/11/22 19:22 | 10061-02-6 | |
| Diisopropyl ether | ND | ug/L | 0.50 | 0.31 | 1 | | 01/11/22 19:22 | 108-20-3 | |
| Ethylbenzene | ND | ug/L | 0.50 | 0.30 | 1 | | 01/11/22 19:22 | 100-41-4 | |
| Hexachloro-1,3-butadiene | ND | ug/L | 2.0 | 1.5 | 1 | | 01/11/22 19:22 | 87-68-3 | |
| Isopropylbenzene (Cumene) | ND | ug/L | 0.50 | 0.33 | 1 | | 01/11/22 19:22 | 98-82-8 | |
| Methylene Chloride | ND | ug/L | 2.0 | 2.0 | 1 | | 01/11/22 19:22 | 75-09-2 | |
| Methyl-tert-butyl ether | ND | ug/L | 0.50 | 0.42 | 1 | | 01/11/22 19:22 | 1634-04-4 | |
| Naphthalene | ND | ug/L | 2.0 | 0.64 | 1 | | 01/11/22 19:22 | 91-20-3 | |
| n-Propylbenzene | ND | ug/L | 0.50 | 0.34 | 1 | | 01/11/22 19:22 | 103-65-1 | |
| Styrene | ND | ug/L | 0.50 | 0.29 | 1 | | 01/11/22 19:22 | 100-42-5 | |
| 1,1,1,2-Tetrachloroethane | ND | ug/L | 0.50 | 0.31 | 1 | | 01/11/22 19:22 | 630-20-6 | |
| 1,1,2,2-Tetrachloroethane | ND | ug/L | 0.50 | 0.22 | 1 | | 01/11/22 19:22 | 79-34-5 | |
| Tetrachloroethene | ND | ug/L | 0.50 | 0.29 | 1 | | 01/11/22 19:22 | 127-18-4 | |
| Toluene | **0.69** | ug/L | 0.50 | 0.48 | 1 | | 01/11/22 19:22 | 108-88-3 | |
| 1,2,3-Trichlorobenzene | ND | ug/L | 2.0 | 0.81 | 1 | | 01/11/22 19:22 | 87-61-6 | |
| 1,2,4-Trichlorobenzene | ND | ug/L | 2.0 | 0.64 | 1 | | 01/11/22 19:22 | 120-82-1 | |
| 1,1,1-Trichloroethane | ND | ug/L | 0.50 | 0.33 | 1 | | 01/11/22 19:22 | 71-55-6 | |
| 1,1,2-Trichloroethane | ND | ug/L | 0.50 | 0.32 | 1 | | 01/11/22 19:22 | 79-00-5 | |
| Trichloroethene | ND | ug/L | 0.50 | 0.38 | 1 | | 01/11/22 19:22 | 79-01-6 | |
| Trichlorofluoromethane | ND | ug/L | 1.0 | 0.30 | 1 | | 01/11/22 19:22 | 75-69-4 | |
| 1,2,3-Trichloropropane | ND | ug/L | 0.50 | 0.26 | 1 | | 01/11/22 19:22 | 96-18-4 | |
| 1,2,4-Trimethylbenzene | ND | ug/L | 0.50 | 0.50 | 1 | | 01/11/22 19:22 | 95-63-6 | |
| 1,3,5-Trimethylbenzene | ND | ug/L | 0.50 | 0.33 | 1 | | 01/11/22 19:22 | 108-67-8 | |
| Vinyl chloride | ND | ug/L | 1.0 | 0.39 | 1 | | 01/11/22 19:22 | 75-01-4 | |
| m&p-Xylene | ND | ug/L | 1.0 | 0.71 | 1 | | 01/11/22 19:22 | 179601-23-1 | |
| o-Xylene | ND | ug/L | 0.50 | 0.34 | 1 | | 01/11/22 19:22 | 95-47-6 | |
| ***Surrogates*** | | | | | | | | | |
| 1,2-Dichloroethane-d4 (S) | 95 | % | 70-130 | | 1 | | 01/11/22 19:22 | 17060-07-0 | |
| 4-Bromofluorobenzene (S) | 102 | % | 70-130 | | 1 | | 01/11/22 19:22 | 460-00-4 | |
| Toluene-d8 (S) | 104 | % | 70-130 | | 1 | | 01/11/22 19:22 | 2037-26-5 | |

## REPORT OF LABORATORY ANALYSIS

This report shall not be reproduced, except in full,
without the written consent of Pace Analytical Services, LLC.

Pace Analytical Services, LLC
9800 Kincey Ave. Suite 100
Huntersville, NC 28078
(704)875-9092

## ANALYTICAL RESULTS

Project: CPC HUNTERSVILLE-60639876
Pace Project No.: 92581742

**Sample: MW-04** **Lab ID: 92581742012** Collected: 01/07/22 14:50 Received: 01/07/22 17:00 Matrix: Water

| Parameters | Results | Units | Report Limit | MDL | DF | Prepared | Analyzed | CAS No. | Qual |
|---|---|---|---|---|---|---|---|---|---|
| **VPH NC Water** | Analytical Method: MADEP VPH<br>Pace Analytical Services - Charlotte | | | | | | | | |
| Total VPH (C5-C12) | ND | ug/L | 50.0 | 50.0 | 1 | | 01/11/22 01:41 | | N2 |
| Aliphatic (C05-C08) | ND | ug/L | 50.0 | 50.0 | 1 | | 01/11/22 01:41 | | N2 |
| Aliphatic(C09-C12) Adjusted | ND | ug/L | 50.0 | 50.0 | 1 | | 01/11/22 01:41 | | N2 |
| Aromatic (C09-C10) | ND | ug/L | 50.0 | 50.0 | 1 | | 01/11/22 01:41 | | N2 |
| ***Surrogates*** | | | | | | | | | |
| 4-Bromofluorobenzene (FID) (S) | 100 | % | 70-130 | | 1 | | 01/11/22 01:41 | 460-00-4 | |
| 4-Bromofluorobenzene (PID) (S) | 80 | % | 70-130 | | 1 | | 01/11/22 01:41 | 460-00-4 | |
| **6020 MET ICPMS** | Analytical Method: EPA 6020B Preparation Method: EPA 3010A<br>Pace Analytical Services - Asheville | | | | | | | | |
| Lead | **18.7** | ug/L | 5.0 | 0.077 | 1 | 01/11/22 02:56 | 01/11/22 14:35 | 7439-92-1 | |
| **6200B MSV** | Analytical Method: SM 6200B<br>Pace Analytical Services - Charlotte | | | | | | | | |
| Benzene | ND | ug/L | 0.50 | 0.34 | 1 | | 01/11/22 19:39 | 71-43-2 | |
| Bromobenzene | ND | ug/L | 0.50 | 0.29 | 1 | | 01/11/22 19:39 | 108-86-1 | |
| Bromochloromethane | ND | ug/L | 0.50 | 0.47 | 1 | | 01/11/22 19:39 | 74-97-5 | |
| Bromodichloromethane | ND | ug/L | 0.50 | 0.31 | 1 | | 01/11/22 19:39 | 75-27-4 | |
| Bromoform | ND | ug/L | 0.50 | 0.34 | 1 | | 01/11/22 19:39 | 75-25-2 | |
| Bromomethane | ND | ug/L | 5.0 | 1.7 | 1 | | 01/11/22 19:39 | 74-83-9 | |
| n-Butylbenzene | ND | ug/L | 0.50 | 0.49 | 1 | | 01/11/22 19:39 | 104-51-8 | |
| sec-Butylbenzene | ND | ug/L | 0.50 | 0.40 | 1 | | 01/11/22 19:39 | 135-98-8 | |
| tert-Butylbenzene | ND | ug/L | 0.50 | 0.32 | 1 | | 01/11/22 19:39 | 98-06-6 | |
| Carbon tetrachloride | ND | ug/L | 0.50 | 0.33 | 1 | | 01/11/22 19:39 | 56-23-5 | |
| Chlorobenzene | ND | ug/L | 0.50 | 0.28 | 1 | | 01/11/22 19:39 | 108-90-7 | |
| Chloroethane | ND | ug/L | 1.0 | 0.65 | 1 | | 01/11/22 19:39 | 75-00-3 | |
| Chloroform | ND | ug/L | 0.50 | 0.35 | 1 | | 01/11/22 19:39 | 67-66-3 | |
| Chloromethane | ND | ug/L | 1.0 | 0.54 | 1 | | 01/11/22 19:39 | 74-87-3 | |
| 2-Chlorotoluene | ND | ug/L | 0.50 | 0.32 | 1 | | 01/11/22 19:39 | 95-49-8 | |
| 4-Chlorotoluene | ND | ug/L | 0.50 | 0.32 | 1 | | 01/11/22 19:39 | 106-43-4 | |
| 1,2-Dibromo-3-chloropropane | ND | ug/L | 1.0 | 0.34 | 1 | | 01/11/22 19:39 | 96-12-8 | |
| Dibromochloromethane | ND | ug/L | 0.50 | 0.36 | 1 | | 01/11/22 19:39 | 124-48-1 | |
| 1,2-Dibromoethane (EDB) | ND | ug/L | 0.50 | 0.27 | 1 | | 01/11/22 19:39 | 106-93-4 | |
| Dibromomethane | ND | ug/L | 0.50 | 0.39 | 1 | | 01/11/22 19:39 | 74-95-3 | |
| 1,2-Dichlorobenzene | ND | ug/L | 0.50 | 0.34 | 1 | | 01/11/22 19:39 | 95-50-1 | |
| 1,3-Dichlorobenzene | ND | ug/L | 0.50 | 0.34 | 1 | | 01/11/22 19:39 | 541-73-1 | |
| 1,4-Dichlorobenzene | ND | ug/L | 0.50 | 0.33 | 1 | | 01/11/22 19:39 | 106-46-7 | |
| Dichlorodifluoromethane | ND | ug/L | 0.50 | 0.35 | 1 | | 01/11/22 19:39 | 75-71-8 | |
| 1,1-Dichloroethane | ND | ug/L | 0.50 | 0.37 | 1 | | 01/11/22 19:39 | 75-34-3 | |
| 1,2-Dichloroethane | ND | ug/L | 0.50 | 0.32 | 1 | | 01/11/22 19:39 | 107-06-2 | |
| 1,1-Dichloroethene | ND | ug/L | 0.50 | 0.35 | 1 | | 01/11/22 19:39 | 75-35-4 | |
| cis-1,2-Dichloroethene | ND | ug/L | 0.50 | 0.38 | 1 | | 01/11/22 19:39 | 156-59-2 | |
| trans-1,2-Dichloroethene | ND | ug/L | 0.50 | 0.40 | 1 | | 01/11/22 19:39 | 156-60-5 | |
| 1,2-Dichloropropane | ND | ug/L | 0.50 | 0.36 | 1 | | 01/11/22 19:39 | 78-87-5 | |
| 1,3-Dichloropropane | ND | ug/L | 0.50 | 0.28 | 1 | | 01/11/22 19:39 | 142-28-9 | |

## REPORT OF LABORATORY ANALYSIS

This report shall not be reproduced, except in full,
without the written consent of Pace Analytical Services, LLC.

**Pace Analytical Services, LLC**
9800 Kincey Ave. Suite 100
Huntersville, NC 28078
(704)875-9092

## ANALYTICAL RESULTS

Project: CPC HUNTERSVILLE-60639876
Pace Project No.: 92581742

**Sample: MW-04** **Lab ID: 92581742012** Collected: 01/07/22 14:50 Received: 01/07/22 17:00 Matrix: Water

| Parameters | Results | Units | Report Limit | MDL | DF | Prepared | Analyzed | CAS No. | Qual |
|---|---|---|---|---|---|---|---|---|---|
| **6200B MSV** | Analytical Method: SM 6200B<br>Pace Analytical Services - Charlotte | | | | | | | | |
| 2,2-Dichloropropane | ND | ug/L | 0.50 | 0.39 | 1 | | 01/11/22 19:39 | 594-20-7 | |
| 1,1-Dichloropropene | ND | ug/L | 0.50 | 0.43 | 1 | | 01/11/22 19:39 | 563-58-6 | |
| cis-1,3-Dichloropropene | ND | ug/L | 0.50 | 0.36 | 1 | | 01/11/22 19:39 | 10061-01-5 | |
| trans-1,3-Dichloropropene | ND | ug/L | 0.50 | 0.36 | 1 | | 01/11/22 19:39 | 10061-02-6 | |
| Diisopropyl ether | ND | ug/L | 0.50 | 0.31 | 1 | | 01/11/22 19:39 | 108-20-3 | |
| Ethylbenzene | ND | ug/L | 0.50 | 0.30 | 1 | | 01/11/22 19:39 | 100-41-4 | |
| Hexachloro-1,3-butadiene | ND | ug/L | 2.0 | 1.5 | 1 | | 01/11/22 19:39 | 87-68-3 | |
| Isopropylbenzene (Cumene) | ND | ug/L | 0.50 | 0.33 | 1 | | 01/11/22 19:39 | 98-82-8 | |
| Methylene Chloride | ND | ug/L | 2.0 | 2.0 | 1 | | 01/11/22 19:39 | 75-09-2 | |
| Methyl-tert-butyl ether | ND | ug/L | 0.50 | 0.42 | 1 | | 01/11/22 19:39 | 1634-04-4 | |
| Naphthalene | ND | ug/L | 2.0 | 0.64 | 1 | | 01/11/22 19:39 | 91-20-3 | |
| n-Propylbenzene | ND | ug/L | 0.50 | 0.34 | 1 | | 01/11/22 19:39 | 103-65-1 | |
| Styrene | ND | ug/L | 0.50 | 0.29 | 1 | | 01/11/22 19:39 | 100-42-5 | |
| 1,1,1,2-Tetrachloroethane | ND | ug/L | 0.50 | 0.31 | 1 | | 01/11/22 19:39 | 630-20-6 | |
| 1,1,2,2-Tetrachloroethane | ND | ug/L | 0.50 | 0.22 | 1 | | 01/11/22 19:39 | 79-34-5 | |
| Tetrachloroethene | ND | ug/L | 0.50 | 0.29 | 1 | | 01/11/22 19:39 | 127-18-4 | |
| Toluene | **0.83** | ug/L | 0.50 | 0.48 | 1 | | 01/11/22 19:39 | 108-88-3 | |
| 1,2,3-Trichlorobenzene | ND | ug/L | 2.0 | 0.81 | 1 | | 01/11/22 19:39 | 87-61-6 | |
| 1,2,4-Trichlorobenzene | ND | ug/L | 2.0 | 0.64 | 1 | | 01/11/22 19:39 | 120-82-1 | |
| 1,1,1-Trichloroethane | ND | ug/L | 0.50 | 0.33 | 1 | | 01/11/22 19:39 | 71-55-6 | |
| 1,1,2-Trichloroethane | ND | ug/L | 0.50 | 0.32 | 1 | | 01/11/22 19:39 | 79-00-5 | |
| Trichloroethene | ND | ug/L | 0.50 | 0.38 | 1 | | 01/11/22 19:39 | 79-01-6 | |
| Trichlorofluoromethane | ND | ug/L | 1.0 | 0.30 | 1 | | 01/11/22 19:39 | 75-69-4 | |
| 1,2,3-Trichloropropane | ND | ug/L | 0.50 | 0.26 | 1 | | 01/11/22 19:39 | 96-18-4 | |
| 1,2,4-Trimethylbenzene | ND | ug/L | 0.50 | 0.50 | 1 | | 01/11/22 19:39 | 95-63-6 | |
| 1,3,5-Trimethylbenzene | ND | ug/L | 0.50 | 0.33 | 1 | | 01/11/22 19:39 | 108-67-8 | |
| Vinyl chloride | ND | ug/L | 1.0 | 0.39 | 1 | | 01/11/22 19:39 | 75-01-4 | |
| m&p-Xylene | ND | ug/L | 1.0 | 0.71 | 1 | | 01/11/22 19:39 | 179601-23-1 | |
| o-Xylene | ND | ug/L | 0.50 | 0.34 | 1 | | 01/11/22 19:39 | 95-47-6 | |
| ***Surrogates*** | | | | | | | | | |
| 1,2-Dichloroethane-d4 (S) | 98 | % | 70-130 | | 1 | | 01/11/22 19:39 | 17060-07-0 | |
| 4-Bromofluorobenzene (S) | 103 | % | 70-130 | | 1 | | 01/11/22 19:39 | 460-00-4 | |
| Toluene-d8 (S) | 104 | % | 70-130 | | 1 | | 01/11/22 19:39 | 2037-26-5 | |

## REPORT OF LABORATORY ANALYSIS

This report shall not be reproduced, except in full,
without the written consent of Pace Analytical Services, LLC.

Pace Analytical Services, LLC
9800 Kincey Ave. Suite 100
Huntersville, NC 28078
(704)875-9092

## ANALYTICAL RESULTS

Project: CPC HUNTERSVILLE-60639876
Pace Project No.: 92581742

**Sample: MW-91DD** **Lab ID: 92581742013** Collected: 01/07/22 15:00 Received: 01/07/22 17:00 Matrix: Water

| Parameters | Results | Units | Report Limit | MDL | DF | Prepared | Analyzed | CAS No. | Qual |
|---|---|---|---|---|---|---|---|---|---|
| **VPH NC Water** | Analytical Method: MADEP VPH<br>Pace Analytical Services - Charlotte | | | | | | | | |
| Total VPH (C5-C12) | ND | ug/L | 50.0 | 50.0 | 1 | | 01/11/22 02:10 | | N2 |
| Aliphatic (C05-C08) | ND | ug/L | 50.0 | 50.0 | 1 | | 01/11/22 02:10 | | N2 |
| Aliphatic(C09-C12) Adjusted | ND | ug/L | 50.0 | 50.0 | 1 | | 01/11/22 02:10 | | N2 |
| Aromatic (C09-C10) | ND | ug/L | 50.0 | 50.0 | 1 | | 01/11/22 02:10 | | N2 |
| ***Surrogates*** | | | | | | | | | |
| 4-Bromofluorobenzene (FID) (S) | 95 | % | 70-130 | | 1 | | 01/11/22 02:10 | 460-00-4 | |
| 4-Bromofluorobenzene (PID) (S) | 77 | % | 70-130 | | 1 | | 01/11/22 02:10 | 460-00-4 | |
| **6020 MET ICPMS** | Analytical Method: EPA 6020B Preparation Method: EPA 3010A<br>Pace Analytical Services - Asheville | | | | | | | | |
| Lead | **0.83J** | ug/L | 5.0 | 0.077 | 1 | 01/11/22 02:56 | 01/11/22 14:38 | 7439-92-1 | |
| **6200B MSV** | Analytical Method: SM 6200B<br>Pace Analytical Services - Charlotte | | | | | | | | |
| Benzene | ND | ug/L | 0.50 | 0.34 | 1 | | 01/11/22 19:57 | 71-43-2 | |
| Bromobenzene | ND | ug/L | 0.50 | 0.29 | 1 | | 01/11/22 19:57 | 108-86-1 | |
| Bromochloromethane | ND | ug/L | 0.50 | 0.47 | 1 | | 01/11/22 19:57 | 74-97-5 | |
| Bromodichloromethane | ND | ug/L | 0.50 | 0.31 | 1 | | 01/11/22 19:57 | 75-27-4 | |
| Bromoform | ND | ug/L | 0.50 | 0.34 | 1 | | 01/11/22 19:57 | 75-25-2 | |
| Bromomethane | ND | ug/L | 5.0 | 1.7 | 1 | | 01/11/22 19:57 | 74-83-9 | R1 |
| n-Butylbenzene | ND | ug/L | 0.50 | 0.49 | 1 | | 01/11/22 19:57 | 104-51-8 | |
| sec-Butylbenzene | ND | ug/L | 0.50 | 0.40 | 1 | | 01/11/22 19:57 | 135-98-8 | |
| tert-Butylbenzene | ND | ug/L | 0.50 | 0.32 | 1 | | 01/11/22 19:57 | 98-06-6 | |
| Carbon tetrachloride | ND | ug/L | 0.50 | 0.33 | 1 | | 01/11/22 19:57 | 56-23-5 | |
| Chlorobenzene | ND | ug/L | 0.50 | 0.28 | 1 | | 01/11/22 19:57 | 108-90-7 | |
| Chloroethane | ND | ug/L | 1.0 | 0.65 | 1 | | 01/11/22 19:57 | 75-00-3 | |
| Chloroform | ND | ug/L | 0.50 | 0.35 | 1 | | 01/11/22 19:57 | 67-66-3 | |
| Chloromethane | ND | ug/L | 1.0 | 0.54 | 1 | | 01/11/22 19:57 | 74-87-3 | |
| 2-Chlorotoluene | ND | ug/L | 0.50 | 0.32 | 1 | | 01/11/22 19:57 | 95-49-8 | |
| 4-Chlorotoluene | ND | ug/L | 0.50 | 0.32 | 1 | | 01/11/22 19:57 | 106-43-4 | |
| 1,2-Dibromo-3-chloropropane | ND | ug/L | 1.0 | 0.34 | 1 | | 01/11/22 19:57 | 96-12-8 | |
| Dibromochloromethane | ND | ug/L | 0.50 | 0.36 | 1 | | 01/11/22 19:57 | 124-48-1 | |
| 1,2-Dibromoethane (EDB) | ND | ug/L | 0.50 | 0.27 | 1 | | 01/11/22 19:57 | 106-93-4 | |
| Dibromomethane | ND | ug/L | 0.50 | 0.39 | 1 | | 01/11/22 19:57 | 74-95-3 | |
| 1,2-Dichlorobenzene | ND | ug/L | 0.50 | 0.34 | 1 | | 01/11/22 19:57 | 95-50-1 | |
| 1,3-Dichlorobenzene | ND | ug/L | 0.50 | 0.34 | 1 | | 01/11/22 19:57 | 541-73-1 | |
| 1,4-Dichlorobenzene | ND | ug/L | 0.50 | 0.33 | 1 | | 01/11/22 19:57 | 106-46-7 | |
| Dichlorodifluoromethane | ND | ug/L | 0.50 | 0.35 | 1 | | 01/11/22 19:57 | 75-71-8 | |
| 1,1-Dichloroethane | ND | ug/L | 0.50 | 0.37 | 1 | | 01/11/22 19:57 | 75-34-3 | |
| 1,2-Dichloroethane | ND | ug/L | 0.50 | 0.32 | 1 | | 01/11/22 19:57 | 107-06-2 | |
| 1,1-Dichloroethene | ND | ug/L | 0.50 | 0.35 | 1 | | 01/11/22 19:57 | 75-35-4 | |
| cis-1,2-Dichloroethene | ND | ug/L | 0.50 | 0.38 | 1 | | 01/11/22 19:57 | 156-59-2 | |
| trans-1,2-Dichloroethene | ND | ug/L | 0.50 | 0.40 | 1 | | 01/11/22 19:57 | 156-60-5 | |
| 1,2-Dichloropropane | ND | ug/L | 0.50 | 0.36 | 1 | | 01/11/22 19:57 | 78-87-5 | |
| 1,3-Dichloropropane | ND | ug/L | 0.50 | 0.28 | 1 | | 01/11/22 19:57 | 142-28-9 | |

## REPORT OF LABORATORY ANALYSIS

This report shall not be reproduced, except in full,
without the written consent of Pace Analytical Services, LLC.

**Pace Analytical Services, LLC**
9800 Kincey Ave. Suite 100
Huntersville, NC 28078
(704)875-9092

## ANALYTICAL RESULTS

Project: CPC HUNTERSVILLE-60639876
Pace Project No.: 92581742

**Sample: MW-91DD** **Lab ID: 92581742013** Collected: 01/07/22 15:00 Received: 01/07/22 17:00 Matrix: Water

| Parameters | Results | Units | Report Limit | MDL | DF | Prepared | Analyzed | CAS No. | Qual |
|---|---|---|---|---|---|---|---|---|---|
| **6200B MSV** | Analytical Method: SM 6200B<br>Pace Analytical Services - Charlotte | | | | | | | | |
| 2,2-Dichloropropane | ND | ug/L | 0.50 | 0.39 | 1 | | 01/11/22 19:57 | 594-20-7 | |
| 1,1-Dichloropropene | ND | ug/L | 0.50 | 0.43 | 1 | | 01/11/22 19:57 | 563-58-6 | |
| cis-1,3-Dichloropropene | ND | ug/L | 0.50 | 0.36 | 1 | | 01/11/22 19:57 | 10061-01-5 | |
| trans-1,3-Dichloropropene | ND | ug/L | 0.50 | 0.36 | 1 | | 01/11/22 19:57 | 10061-02-6 | |
| Diisopropyl ether | ND | ug/L | 0.50 | 0.31 | 1 | | 01/11/22 19:57 | 108-20-3 | |
| Ethylbenzene | ND | ug/L | 0.50 | 0.30 | 1 | | 01/11/22 19:57 | 100-41-4 | |
| Hexachloro-1,3-butadiene | ND | ug/L | 2.0 | 1.5 | 1 | | 01/11/22 19:57 | 87-68-3 | |
| Isopropylbenzene (Cumene) | ND | ug/L | 0.50 | 0.33 | 1 | | 01/11/22 19:57 | 98-82-8 | |
| Methylene Chloride | ND | ug/L | 2.0 | 2.0 | 1 | | 01/11/22 19:57 | 75-09-2 | |
| Methyl-tert-butyl ether | ND | ug/L | 0.50 | 0.42 | 1 | | 01/11/22 19:57 | 1634-04-4 | |
| Naphthalene | ND | ug/L | 2.0 | 0.64 | 1 | | 01/11/22 19:57 | 91-20-3 | |
| n-Propylbenzene | ND | ug/L | 0.50 | 0.34 | 1 | | 01/11/22 19:57 | 103-65-1 | |
| Styrene | ND | ug/L | 0.50 | 0.29 | 1 | | 01/11/22 19:57 | 100-42-5 | |
| 1,1,1,2-Tetrachloroethane | ND | ug/L | 0.50 | 0.31 | 1 | | 01/11/22 19:57 | 630-20-6 | |
| 1,1,2,2-Tetrachloroethane | ND | ug/L | 0.50 | 0.22 | 1 | | 01/11/22 19:57 | 79-34-5 | |
| Tetrachloroethene | ND | ug/L | 0.50 | 0.29 | 1 | | 01/11/22 19:57 | 127-18-4 | |
| Toluene | ND | ug/L | 0.50 | 0.48 | 1 | | 01/11/22 19:57 | 108-88-3 | |
| 1,2,3-Trichlorobenzene | ND | ug/L | 2.0 | 0.81 | 1 | | 01/11/22 19:57 | 87-61-6 | |
| 1,2,4-Trichlorobenzene | ND | ug/L | 2.0 | 0.64 | 1 | | 01/11/22 19:57 | 120-82-1 | |
| 1,1,1-Trichloroethane | ND | ug/L | 0.50 | 0.33 | 1 | | 01/11/22 19:57 | 71-55-6 | |
| 1,1,2-Trichloroethane | ND | ug/L | 0.50 | 0.32 | 1 | | 01/11/22 19:57 | 79-00-5 | |
| Trichloroethene | ND | ug/L | 0.50 | 0.38 | 1 | | 01/11/22 19:57 | 79-01-6 | |
| Trichlorofluoromethane | ND | ug/L | 1.0 | 0.30 | 1 | | 01/11/22 19:57 | 75-69-4 | |
| 1,2,3-Trichloropropane | ND | ug/L | 0.50 | 0.26 | 1 | | 01/11/22 19:57 | 96-18-4 | |
| 1,2,4-Trimethylbenzene | ND | ug/L | 0.50 | 0.50 | 1 | | 01/11/22 19:57 | 95-63-6 | |
| 1,3,5-Trimethylbenzene | ND | ug/L | 0.50 | 0.33 | 1 | | 01/11/22 19:57 | 108-67-8 | |
| Vinyl chloride | ND | ug/L | 1.0 | 0.39 | 1 | | 01/11/22 19:57 | 75-01-4 | |
| m&p-Xylene | ND | ug/L | 1.0 | 0.71 | 1 | | 01/11/22 19:57 | 179601-23-1 | |
| o-Xylene | ND | ug/L | 0.50 | 0.34 | 1 | | 01/11/22 19:57 | 95-47-6 | |
| ***Surrogates*** | | | | | | | | | |
| 1,2-Dichloroethane-d4 (S) | 96 | % | 70-130 | | 1 | | 01/11/22 19:57 | 17060-07-0 | |
| 4-Bromofluorobenzene (S) | 102 | % | 70-130 | | 1 | | 01/11/22 19:57 | 460-00-4 | |
| Toluene-d8 (S) | 103 | % | 70-130 | | 1 | | 01/11/22 19:57 | 2037-26-5 | |

## REPORT OF LABORATORY ANALYSIS

This report shall not be reproduced, except in full,
without the written consent of Pace Analytical Services, LLC.

**Pace Analytical Services, LLC**
9800 Kincey Ave. Suite 100
Huntersville, NC 28078
(704)875-9092

## ANALYTICAL RESULTS

Project: CPC HUNTERSVILLE-60639876
Pace Project No.: 92581742

**Sample: MW-03** **Lab ID: 92581742014** Collected: 01/07/22 15:45 Received: 01/07/22 17:00 Matrix: Water

| Parameters | Results | Units | Report Limit | MDL | DF | Prepared | Analyzed | CAS No. | Qual |
|---|---|---|---|---|---|---|---|---|---|
| **VPH NC Water** | Analytical Method: MADEP VPH<br>Pace Analytical Services - Charlotte | | | | | | | | |
| Total VPH (C5-C12) | **12400** | ug/L | 50.0 | 50.0 | 1 | | 01/11/22 02:38 | | N2 |
| Aliphatic (C05-C08) | **12200** | ug/L | 50.0 | 50.0 | 1 | | 01/11/22 02:38 | | N2 |
| Aliphatic(C09-C12) Adjusted | **168** | ug/L | 50.0 | 50.0 | 1 | | 01/11/22 02:38 | | N2 |
| Aromatic (C09-C10) | ND | ug/L | 50.0 | 50.0 | 1 | | 01/11/22 02:38 | | N2 |
| ***Surrogates*** | | | | | | | | | |
| 4-Bromofluorobenzene (FID) (S) | 99 | % | 70-130 | | 1 | | 01/11/22 02:38 | 460-00-4 | |
| 4-Bromofluorobenzene (PID) (S) | 78 | % | 70-130 | | 1 | | 01/11/22 02:38 | 460-00-4 | |
| **6020 MET ICPMS** | Analytical Method: EPA 6020B Preparation Method: EPA 3010A<br>Pace Analytical Services - Asheville | | | | | | | | |
| Lead | **4.0J** | ug/L | 5.0 | 0.077 | 1 | 01/11/22 02:56 | 01/11/22 14:43 | 7439-92-1 | |
| **6200B MSV** | Analytical Method: SM 6200B<br>Pace Analytical Services - Charlotte | | | | | | | | |
| Benzene | **25.9** | ug/L | 1.0 | 0.69 | 2 | | 01/12/22 16:30 | 71-43-2 | |
| Bromobenzene | ND | ug/L | 1.0 | 0.58 | 2 | | 01/12/22 16:30 | 108-86-1 | |
| Bromochloromethane | ND | ug/L | 1.0 | 0.94 | 2 | | 01/12/22 16:30 | 74-97-5 | |
| Bromodichloromethane | ND | ug/L | 1.0 | 0.61 | 2 | | 01/12/22 16:30 | 75-27-4 | |
| Bromoform | ND | ug/L | 1.0 | 0.68 | 2 | | 01/12/22 16:30 | 75-25-2 | |
| Bromomethane | ND | ug/L | 10.0 | 3.3 | 2 | | 01/12/22 16:30 | 74-83-9 | |
| n-Butylbenzene | ND | ug/L | 1.0 | 0.98 | 2 | | 01/12/22 16:30 | 104-51-8 | |
| sec-Butylbenzene | ND | ug/L | 1.0 | 0.80 | 2 | | 01/12/22 16:30 | 135-98-8 | |
| tert-Butylbenzene | ND | ug/L | 1.0 | 0.65 | 2 | | 01/12/22 16:30 | 98-06-6 | |
| Carbon tetrachloride | ND | ug/L | 1.0 | 0.67 | 2 | | 01/12/22 16:30 | 56-23-5 | |
| Chlorobenzene | ND | ug/L | 1.0 | 0.57 | 2 | | 01/12/22 16:30 | 108-90-7 | |
| Chloroethane | ND | ug/L | 2.0 | 1.3 | 2 | | 01/12/22 16:30 | 75-00-3 | |
| Chloroform | ND | ug/L | 1.0 | 0.71 | 2 | | 01/12/22 16:30 | 67-66-3 | |
| Chloromethane | ND | ug/L | 2.0 | 1.1 | 2 | | 01/12/22 16:30 | 74-87-3 | |
| 2-Chlorotoluene | ND | ug/L | 1.0 | 0.64 | 2 | | 01/12/22 16:30 | 95-49-8 | |
| 4-Chlorotoluene | ND | ug/L | 1.0 | 0.65 | 2 | | 01/12/22 16:30 | 106-43-4 | |
| 1,2-Dibromo-3-chloropropane | ND | ug/L | 2.0 | 0.68 | 2 | | 01/12/22 16:30 | 96-12-8 | |
| Dibromochloromethane | ND | ug/L | 1.0 | 0.72 | 2 | | 01/12/22 16:30 | 124-48-1 | |
| 1,2-Dibromoethane (EDB) | ND | ug/L | 1.0 | 0.54 | 2 | | 01/12/22 16:30 | 106-93-4 | |
| Dibromomethane | ND | ug/L | 1.0 | 0.79 | 2 | | 01/12/22 16:30 | 74-95-3 | |
| 1,2-Dichlorobenzene | ND | ug/L | 1.0 | 0.68 | 2 | | 01/12/22 16:30 | 95-50-1 | |
| 1,3-Dichlorobenzene | ND | ug/L | 1.0 | 0.68 | 2 | | 01/12/22 16:30 | 541-73-1 | |
| 1,4-Dichlorobenzene | ND | ug/L | 1.0 | 0.67 | 2 | | 01/12/22 16:30 | 106-46-7 | |
| Dichlorodifluoromethane | ND | ug/L | 1.0 | 0.69 | 2 | | 01/12/22 16:30 | 75-71-8 | |
| 1,1-Dichloroethane | ND | ug/L | 1.0 | 0.73 | 2 | | 01/12/22 16:30 | 75-34-3 | |
| 1,2-Dichloroethane | ND | ug/L | 1.0 | 0.64 | 2 | | 01/12/22 16:30 | 107-06-2 | |
| 1,1-Dichloroethene | ND | ug/L | 1.0 | 0.70 | 2 | | 01/12/22 16:30 | 75-35-4 | |
| cis-1,2-Dichloroethene | ND | ug/L | 1.0 | 0.77 | 2 | | 01/12/22 16:30 | 156-59-2 | |
| trans-1,2-Dichloroethene | ND | ug/L | 1.0 | 0.79 | 2 | | 01/12/22 16:30 | 156-60-5 | |
| 1,2-Dichloropropane | ND | ug/L | 1.0 | 0.71 | 2 | | 01/12/22 16:30 | 78-87-5 | |
| 1,3-Dichloropropane | ND | ug/L | 1.0 | 0.57 | 2 | | 01/12/22 16:30 | 142-28-9 | |

## REPORT OF LABORATORY ANALYSIS

This report shall not be reproduced, except in full,
without the written consent of Pace Analytical Services, LLC.

**Pace Analytical Services, LLC**
9800 Kincey Ave. Suite 100
Huntersville, NC 28078
(704)875-9092

## ANALYTICAL RESULTS

Project: CPC HUNTERSVILLE-60639876
Pace Project No.: 92581742

**Sample: MW-03** **Lab ID: 92581742014** Collected: 01/07/22 15:45 Received: 01/07/22 17:00 Matrix: Water

| Parameters | Results | Units | Report Limit | MDL | DF | Prepared | Analyzed | CAS No. | Qual |
|---|---|---|---|---|---|---|---|---|---|
| **6200B MSV** | Analytical Method: SM 6200B<br>Pace Analytical Services - Charlotte | | | | | | | | |
| 2,2-Dichloropropane | ND | ug/L | 1.0 | 0.78 | 2 | | 01/12/22 16:30 | 594-20-7 | |
| 1,1-Dichloropropene | ND | ug/L | 1.0 | 0.85 | 2 | | 01/12/22 16:30 | 563-58-6 | |
| cis-1,3-Dichloropropene | ND | ug/L | 1.0 | 0.73 | 2 | | 01/12/22 16:30 | 10061-01-5 | |
| trans-1,3-Dichloropropene | ND | ug/L | 1.0 | 0.73 | 2 | | 01/12/22 16:30 | 10061-02-6 | |
| Diisopropyl ether | ND | ug/L | 1.0 | 0.62 | 2 | | 01/12/22 16:30 | 108-20-3 | |
| Ethylbenzene | **11.4** | ug/L | 1.0 | 0.61 | 2 | | 01/12/22 16:30 | 100-41-4 | |
| Hexachloro-1,3-butadiene | ND | ug/L | 4.0 | 3.1 | 2 | | 01/12/22 16:30 | 87-68-3 | |
| Isopropylbenzene (Cumene) | ND | ug/L | 1.0 | 0.67 | 2 | | 01/12/22 16:30 | 98-82-8 | |
| Methylene Chloride | ND | ug/L | 4.0 | 3.9 | 2 | | 01/12/22 16:30 | 75-09-2 | |
| Methyl-tert-butyl ether | ND | ug/L | 1.0 | 0.84 | 2 | | 01/12/22 16:30 | 1634-04-4 | |
| Naphthalene | ND | ug/L | 4.0 | 1.3 | 2 | | 01/12/22 16:30 | 91-20-3 | |
| n-Propylbenzene | ND | ug/L | 1.0 | 0.68 | 2 | | 01/12/22 16:30 | 103-65-1 | |
| Styrene | ND | ug/L | 1.0 | 0.58 | 2 | | 01/12/22 16:30 | 100-42-5 | |
| 1,1,1,2-Tetrachloroethane | ND | ug/L | 1.0 | 0.62 | 2 | | 01/12/22 16:30 | 630-20-6 | |
| 1,1,2,2-Tetrachloroethane | ND | ug/L | 1.0 | 0.45 | 2 | | 01/12/22 16:30 | 79-34-5 | |
| Tetrachloroethene | ND | ug/L | 1.0 | 0.58 | 2 | | 01/12/22 16:30 | 127-18-4 | |
| Toluene | **274** | ug/L | 1.0 | 0.97 | 2 | | 01/12/22 16:30 | 108-88-3 | |
| 1,2,3-Trichlorobenzene | ND | ug/L | 4.0 | 1.6 | 2 | | 01/12/22 16:30 | 87-61-6 | |
| 1,2,4-Trichlorobenzene | ND | ug/L | 4.0 | 1.3 | 2 | | 01/12/22 16:30 | 120-82-1 | |
| 1,1,1-Trichloroethane | ND | ug/L | 1.0 | 0.66 | 2 | | 01/12/22 16:30 | 71-55-6 | |
| 1,1,2-Trichloroethane | ND | ug/L | 1.0 | 0.65 | 2 | | 01/12/22 16:30 | 79-00-5 | |
| Trichloroethene | ND | ug/L | 1.0 | 0.77 | 2 | | 01/12/22 16:30 | 79-01-6 | |
| Trichlorofluoromethane | ND | ug/L | 2.0 | 0.60 | 2 | | 01/12/22 16:30 | 75-69-4 | |
| 1,2,3-Trichloropropane | ND | ug/L | 1.0 | 0.52 | 2 | | 01/12/22 16:30 | 96-18-4 | |
| 1,2,4-Trimethylbenzene | **1.1** | ug/L | 1.0 | 0.99 | 2 | | 01/12/22 16:30 | 95-63-6 | |
| 1,3,5-Trimethylbenzene | **1.8** | ug/L | 1.0 | 0.66 | 2 | | 01/12/22 16:30 | 108-67-8 | |
| Vinyl chloride | ND | ug/L | 2.0 | 0.77 | 2 | | 01/12/22 16:30 | 75-01-4 | |
| m&p-Xylene | **51.0** | ug/L | 2.0 | 1.4 | 2 | | 01/12/22 16:30 | 179601-23-1 | |
| o-Xylene | **19.6** | ug/L | 1.0 | 0.68 | 2 | | 01/12/22 16:30 | 95-47-6 | |
| ***Surrogates*** | | | | | | | | | |
| 1,2-Dichloroethane-d4 (S) | 89 | % | 70-130 | | 2 | | 01/12/22 16:30 | 17060-07-0 | |
| 4-Bromofluorobenzene (S) | 96 | % | 70-130 | | 2 | | 01/12/22 16:30 | 460-00-4 | |
| Toluene-d8 (S) | 102 | % | 70-130 | | 2 | | 01/12/22 16:30 | 2037-26-5 | |

## REPORT OF LABORATORY ANALYSIS

This report shall not be reproduced, except in full,
without the written consent of Pace Analytical Services, LLC.

**Pace Analytical Services, LLC**
9800 Kincey Ave. Suite 100
Huntersville, NC 28078
(704)875-9092

## ANALYTICAL RESULTS

Project: CPC HUNTERSVILLE-60639876
Pace Project No.: 92581742

**Sample: EB-1-20220107** **Lab ID: 92581742015** Collected: 01/07/22 08:15 Received: 01/07/22 17:00 Matrix: Water

| Parameters | Results | Units | Report Limit | MDL | DF | Prepared | Analyzed | CAS No. | Qual |
|---|---|---|---|---|---|---|---|---|---|
| **VPH NC Water** | Analytical Method: MADEP VPH<br>Pace Analytical Services - Charlotte | | | | | | | | |
| Total VPH (C5-C12) | ND | ug/L | 50.0 | 50.0 | 1 | | 01/11/22 03:06 | | N2 |
| Aliphatic (C05-C08) | ND | ug/L | 50.0 | 50.0 | 1 | | 01/11/22 03:06 | | N2 |
| Aliphatic(C09-C12) Adjusted | ND | ug/L | 50.0 | 50.0 | 1 | | 01/11/22 03:06 | | N2 |
| Aromatic (C09-C10) | ND | ug/L | 50.0 | 50.0 | 1 | | 01/11/22 03:06 | | N2 |
| ***Surrogates*** | | | | | | | | | |
| 4-Bromofluorobenzene (FID) (S) | 100 | % | 70-130 | | 1 | | 01/11/22 03:06 | 460-00-4 | |
| 4-Bromofluorobenzene (PID) (S) | 82 | % | 70-130 | | 1 | | 01/11/22 03:06 | 460-00-4 | |
| **6020 MET ICPMS** | Analytical Method: EPA 6020B Preparation Method: EPA 3010A<br>Pace Analytical Services - Asheville | | | | | | | | |
| Lead | ND | ug/L | 5.0 | 0.077 | 1 | 01/11/22 02:56 | 01/11/22 15:14 | 7439-92-1 | |
| **6200B MSV** | Analytical Method: SM 6200B<br>Pace Analytical Services - Charlotte | | | | | | | | |
| Benzene | ND | ug/L | 0.50 | 0.34 | 1 | | 01/11/22 15:17 | 71-43-2 | |
| Bromobenzene | ND | ug/L | 0.50 | 0.29 | 1 | | 01/11/22 15:17 | 108-86-1 | |
| Bromochloromethane | ND | ug/L | 0.50 | 0.47 | 1 | | 01/11/22 15:17 | 74-97-5 | |
| Bromodichloromethane | ND | ug/L | 0.50 | 0.31 | 1 | | 01/11/22 15:17 | 75-27-4 | |
| Bromoform | ND | ug/L | 0.50 | 0.34 | 1 | | 01/11/22 15:17 | 75-25-2 | |
| Bromomethane | ND | ug/L | 5.0 | 1.7 | 1 | | 01/11/22 15:17 | 74-83-9 | |
| n-Butylbenzene | ND | ug/L | 0.50 | 0.49 | 1 | | 01/11/22 15:17 | 104-51-8 | |
| sec-Butylbenzene | ND | ug/L | 0.50 | 0.40 | 1 | | 01/11/22 15:17 | 135-98-8 | |
| tert-Butylbenzene | ND | ug/L | 0.50 | 0.32 | 1 | | 01/11/22 15:17 | 98-06-6 | |
| Carbon tetrachloride | ND | ug/L | 0.50 | 0.33 | 1 | | 01/11/22 15:17 | 56-23-5 | |
| Chlorobenzene | ND | ug/L | 0.50 | 0.28 | 1 | | 01/11/22 15:17 | 108-90-7 | |
| Chloroethane | ND | ug/L | 1.0 | 0.65 | 1 | | 01/11/22 15:17 | 75-00-3 | |
| Chloroform | ND | ug/L | 0.50 | 0.35 | 1 | | 01/11/22 15:17 | 67-66-3 | |
| Chloromethane | ND | ug/L | 1.0 | 0.54 | 1 | | 01/11/22 15:17 | 74-87-3 | |
| 2-Chlorotoluene | ND | ug/L | 0.50 | 0.32 | 1 | | 01/11/22 15:17 | 95-49-8 | |
| 4-Chlorotoluene | ND | ug/L | 0.50 | 0.32 | 1 | | 01/11/22 15:17 | 106-43-4 | |
| 1,2-Dibromo-3-chloropropane | ND | ug/L | 1.0 | 0.34 | 1 | | 01/11/22 15:17 | 96-12-8 | |
| Dibromochloromethane | ND | ug/L | 0.50 | 0.36 | 1 | | 01/11/22 15:17 | 124-48-1 | |
| 1,2-Dibromoethane (EDB) | ND | ug/L | 0.50 | 0.27 | 1 | | 01/11/22 15:17 | 106-93-4 | |
| Dibromomethane | ND | ug/L | 0.50 | 0.39 | 1 | | 01/11/22 15:17 | 74-95-3 | |
| 1,2-Dichlorobenzene | ND | ug/L | 0.50 | 0.34 | 1 | | 01/11/22 15:17 | 95-50-1 | |
| 1,3-Dichlorobenzene | ND | ug/L | 0.50 | 0.34 | 1 | | 01/11/22 15:17 | 541-73-1 | |
| 1,4-Dichlorobenzene | ND | ug/L | 0.50 | 0.33 | 1 | | 01/11/22 15:17 | 106-46-7 | |
| Dichlorodifluoromethane | ND | ug/L | 0.50 | 0.35 | 1 | | 01/11/22 15:17 | 75-71-8 | |
| 1,1-Dichloroethane | ND | ug/L | 0.50 | 0.37 | 1 | | 01/11/22 15:17 | 75-34-3 | |
| 1,2-Dichloroethane | ND | ug/L | 0.50 | 0.32 | 1 | | 01/11/22 15:17 | 107-06-2 | |
| 1,1-Dichloroethene | ND | ug/L | 0.50 | 0.35 | 1 | | 01/11/22 15:17 | 75-35-4 | |
| cis-1,2-Dichloroethene | ND | ug/L | 0.50 | 0.38 | 1 | | 01/11/22 15:17 | 156-59-2 | |
| trans-1,2-Dichloroethene | ND | ug/L | 0.50 | 0.40 | 1 | | 01/11/22 15:17 | 156-60-5 | |
| 1,2-Dichloropropane | ND | ug/L | 0.50 | 0.36 | 1 | | 01/11/22 15:17 | 78-87-5 | |
| 1,3-Dichloropropane | ND | ug/L | 0.50 | 0.28 | 1 | | 01/11/22 15:17 | 142-28-9 | |

## REPORT OF LABORATORY ANALYSIS

This report shall not be reproduced, except in full,
without the written consent of Pace Analytical Services, LLC.

**Pace Analytical Services, LLC**
9800 Kincey Ave. Suite 100
Huntersville, NC 28078
(704)875-9092

## ANALYTICAL RESULTS

Project: CPC HUNTERSVILLE-60639876
Pace Project No.: 92581742

**Sample: EB-1-20220107** **Lab ID: 92581742015** Collected: 01/07/22 08:15 Received: 01/07/22 17:00 Matrix: Water

| Parameters | Results | Units | Report Limit | MDL | DF | Prepared | Analyzed | CAS No. | Qual |
|---|---|---|---|---|---|---|---|---|---|
| **6200B MSV** | Analytical Method: SM 6200B<br>Pace Analytical Services - Charlotte | | | | | | | | |
| 2,2-Dichloropropane | ND | ug/L | 0.50 | 0.39 | 1 | | 01/11/22 15:17 | 594-20-7 | |
| 1,1-Dichloropropene | ND | ug/L | 0.50 | 0.43 | 1 | | 01/11/22 15:17 | 563-58-6 | |
| cis-1,3-Dichloropropene | ND | ug/L | 0.50 | 0.36 | 1 | | 01/11/22 15:17 | 10061-01-5 | |
| trans-1,3-Dichloropropene | ND | ug/L | 0.50 | 0.36 | 1 | | 01/11/22 15:17 | 10061-02-6 | |
| Diisopropyl ether | ND | ug/L | 0.50 | 0.31 | 1 | | 01/11/22 15:17 | 108-20-3 | |
| Ethylbenzene | ND | ug/L | 0.50 | 0.30 | 1 | | 01/11/22 15:17 | 100-41-4 | |
| Hexachloro-1,3-butadiene | ND | ug/L | 2.0 | 1.5 | 1 | | 01/11/22 15:17 | 87-68-3 | |
| Isopropylbenzene (Cumene) | ND | ug/L | 0.50 | 0.33 | 1 | | 01/11/22 15:17 | 98-82-8 | |
| Methylene Chloride | ND | ug/L | 2.0 | 2.0 | 1 | | 01/11/22 15:17 | 75-09-2 | |
| Methyl-tert-butyl ether | ND | ug/L | 0.50 | 0.42 | 1 | | 01/11/22 15:17 | 1634-04-4 | |
| Naphthalene | ND | ug/L | 2.0 | 0.64 | 1 | | 01/11/22 15:17 | 91-20-3 | |
| n-Propylbenzene | ND | ug/L | 0.50 | 0.34 | 1 | | 01/11/22 15:17 | 103-65-1 | |
| Styrene | ND | ug/L | 0.50 | 0.29 | 1 | | 01/11/22 15:17 | 100-42-5 | |
| 1,1,1,2-Tetrachloroethane | ND | ug/L | 0.50 | 0.31 | 1 | | 01/11/22 15:17 | 630-20-6 | |
| 1,1,2,2-Tetrachloroethane | ND | ug/L | 0.50 | 0.22 | 1 | | 01/11/22 15:17 | 79-34-5 | |
| Tetrachloroethene | ND | ug/L | 0.50 | 0.29 | 1 | | 01/11/22 15:17 | 127-18-4 | |
| Toluene | ND | ug/L | 0.50 | 0.48 | 1 | | 01/11/22 15:17 | 108-88-3 | |
| 1,2,3-Trichlorobenzene | ND | ug/L | 2.0 | 0.81 | 1 | | 01/11/22 15:17 | 87-61-6 | |
| 1,2,4-Trichlorobenzene | ND | ug/L | 2.0 | 0.64 | 1 | | 01/11/22 15:17 | 120-82-1 | |
| 1,1,1-Trichloroethane | ND | ug/L | 0.50 | 0.33 | 1 | | 01/11/22 15:17 | 71-55-6 | |
| 1,1,2-Trichloroethane | ND | ug/L | 0.50 | 0.32 | 1 | | 01/11/22 15:17 | 79-00-5 | |
| Trichloroethene | ND | ug/L | 0.50 | 0.38 | 1 | | 01/11/22 15:17 | 79-01-6 | |
| Trichlorofluoromethane | ND | ug/L | 1.0 | 0.30 | 1 | | 01/11/22 15:17 | 75-69-4 | |
| 1,2,3-Trichloropropane | ND | ug/L | 0.50 | 0.26 | 1 | | 01/11/22 15:17 | 96-18-4 | |
| 1,2,4-Trimethylbenzene | ND | ug/L | 0.50 | 0.50 | 1 | | 01/11/22 15:17 | 95-63-6 | |
| 1,3,5-Trimethylbenzene | ND | ug/L | 0.50 | 0.33 | 1 | | 01/11/22 15:17 | 108-67-8 | |
| Vinyl chloride | ND | ug/L | 1.0 | 0.39 | 1 | | 01/11/22 15:17 | 75-01-4 | |
| m&p-Xylene | ND | ug/L | 1.0 | 0.71 | 1 | | 01/11/22 15:17 | 179601-23-1 | |
| o-Xylene | ND | ug/L | 0.50 | 0.34 | 1 | | 01/11/22 15:17 | 95-47-6 | |
| ***Surrogates*** | | | | | | | | | |
| 1,2-Dichloroethane-d4 (S) | 98 | % | 70-130 | | 1 | | 01/11/22 15:17 | 17060-07-0 | |
| 4-Bromofluorobenzene (S) | 102 | % | 70-130 | | 1 | | 01/11/22 15:17 | 460-00-4 | |
| Toluene-d8 (S) | 102 | % | 70-130 | | 1 | | 01/11/22 15:17 | 2037-26-5 | |

## REPORT OF LABORATORY ANALYSIS

This report shall not be reproduced, except in full,
without the written consent of Pace Analytical Services, LLC.

**Pace Analytical Services, LLC**
9800 Kincey Ave. Suite 100
Huntersville, NC 28078
(704)875-9092

## ANALYTICAL RESULTS

Project: CPC HUNTERSVILLE-60639876
Pace Project No.: 92581742

**Sample: FB-1-20220107** **Lab ID: 92581742016** Collected: 01/07/22 15:10 Received: 01/07/22 17:00 Matrix: Water

| Parameters | Results | Units | Report Limit | MDL | DF | Prepared | Analyzed | CAS No. | Qual |
|---|---|---|---|---|---|---|---|---|---|
| **VPH NC Water** | Analytical Method: MADEP VPH<br>Pace Analytical Services - Charlotte | | | | | | | | |
| Total VPH (C5-C12) | ND | ug/L | 50.0 | 50.0 | 1 | | 01/11/22 03:34 | | N2 |
| Aliphatic (C05-C08) | ND | ug/L | 50.0 | 50.0 | 1 | | 01/11/22 03:34 | | N2 |
| Aliphatic(C09-C12) Adjusted | ND | ug/L | 50.0 | 50.0 | 1 | | 01/11/22 03:34 | | N2 |
| Aromatic (C09-C10) | ND | ug/L | 50.0 | 50.0 | 1 | | 01/11/22 03:34 | | N2 |
| ***Surrogates*** | | | | | | | | | |
| 4-Bromofluorobenzene (FID) (S) | 99 | % | 70-130 | | 1 | | 01/11/22 03:34 | 460-00-4 | |
| 4-Bromofluorobenzene (PID) (S) | 80 | % | 70-130 | | 1 | | 01/11/22 03:34 | 460-00-4 | |
| **6200B MSV** | Analytical Method: SM 6200B<br>Pace Analytical Services - Charlotte | | | | | | | | |
| Benzene | ND | ug/L | 0.50 | 0.34 | 1 | | 01/11/22 15:35 | 71-43-2 | |
| Bromobenzene | ND | ug/L | 0.50 | 0.29 | 1 | | 01/11/22 15:35 | 108-86-1 | |
| Bromochloromethane | ND | ug/L | 0.50 | 0.47 | 1 | | 01/11/22 15:35 | 74-97-5 | |
| Bromodichloromethane | ND | ug/L | 0.50 | 0.31 | 1 | | 01/11/22 15:35 | 75-27-4 | |
| Bromoform | ND | ug/L | 0.50 | 0.34 | 1 | | 01/11/22 15:35 | 75-25-2 | |
| Bromomethane | ND | ug/L | 5.0 | 1.7 | 1 | | 01/11/22 15:35 | 74-83-9 | |
| n-Butylbenzene | ND | ug/L | 0.50 | 0.49 | 1 | | 01/11/22 15:35 | 104-51-8 | |
| sec-Butylbenzene | ND | ug/L | 0.50 | 0.40 | 1 | | 01/11/22 15:35 | 135-98-8 | |
| tert-Butylbenzene | ND | ug/L | 0.50 | 0.32 | 1 | | 01/11/22 15:35 | 98-06-6 | |
| Carbon tetrachloride | ND | ug/L | 0.50 | 0.33 | 1 | | 01/11/22 15:35 | 56-23-5 | |
| Chlorobenzene | ND | ug/L | 0.50 | 0.28 | 1 | | 01/11/22 15:35 | 108-90-7 | |
| Chloroethane | ND | ug/L | 1.0 | 0.65 | 1 | | 01/11/22 15:35 | 75-00-3 | |
| Chloroform | ND | ug/L | 0.50 | 0.35 | 1 | | 01/11/22 15:35 | 67-66-3 | |
| Chloromethane | ND | ug/L | 1.0 | 0.54 | 1 | | 01/11/22 15:35 | 74-87-3 | |
| 2-Chlorotoluene | ND | ug/L | 0.50 | 0.32 | 1 | | 01/11/22 15:35 | 95-49-8 | |
| 4-Chlorotoluene | ND | ug/L | 0.50 | 0.32 | 1 | | 01/11/22 15:35 | 106-43-4 | |
| 1,2-Dibromo-3-chloropropane | ND | ug/L | 1.0 | 0.34 | 1 | | 01/11/22 15:35 | 96-12-8 | |
| Dibromochloromethane | ND | ug/L | 0.50 | 0.36 | 1 | | 01/11/22 15:35 | 124-48-1 | |
| 1,2-Dibromoethane (EDB) | ND | ug/L | 0.50 | 0.27 | 1 | | 01/11/22 15:35 | 106-93-4 | |
| Dibromomethane | ND | ug/L | 0.50 | 0.39 | 1 | | 01/11/22 15:35 | 74-95-3 | |
| 1,2-Dichlorobenzene | ND | ug/L | 0.50 | 0.34 | 1 | | 01/11/22 15:35 | 95-50-1 | |
| 1,3-Dichlorobenzene | ND | ug/L | 0.50 | 0.34 | 1 | | 01/11/22 15:35 | 541-73-1 | |
| 1,4-Dichlorobenzene | ND | ug/L | 0.50 | 0.33 | 1 | | 01/11/22 15:35 | 106-46-7 | |
| Dichlorodifluoromethane | ND | ug/L | 0.50 | 0.35 | 1 | | 01/11/22 15:35 | 75-71-8 | |
| 1,1-Dichloroethane | ND | ug/L | 0.50 | 0.37 | 1 | | 01/11/22 15:35 | 75-34-3 | |
| 1,2-Dichloroethane | ND | ug/L | 0.50 | 0.32 | 1 | | 01/11/22 15:35 | 107-06-2 | |
| 1,1-Dichloroethene | ND | ug/L | 0.50 | 0.35 | 1 | | 01/11/22 15:35 | 75-35-4 | |
| cis-1,2-Dichloroethene | ND | ug/L | 0.50 | 0.38 | 1 | | 01/11/22 15:35 | 156-59-2 | |
| trans-1,2-Dichloroethene | ND | ug/L | 0.50 | 0.40 | 1 | | 01/11/22 15:35 | 156-60-5 | |
| 1,2-Dichloropropane | ND | ug/L | 0.50 | 0.36 | 1 | | 01/11/22 15:35 | 78-87-5 | |
| 1,3-Dichloropropane | ND | ug/L | 0.50 | 0.28 | 1 | | 01/11/22 15:35 | 142-28-9 | |
| 2,2-Dichloropropane | ND | ug/L | 0.50 | 0.39 | 1 | | 01/11/22 15:35 | 594-20-7 | |
| 1,1-Dichloropropene | ND | ug/L | 0.50 | 0.43 | 1 | | 01/11/22 15:35 | 563-58-6 | |
| cis-1,3-Dichloropropene | ND | ug/L | 0.50 | 0.36 | 1 | | 01/11/22 15:35 | 10061-01-5 | |
| trans-1,3-Dichloropropene | ND | ug/L | 0.50 | 0.36 | 1 | | 01/11/22 15:35 | 10061-02-6 | |

## REPORT OF LABORATORY ANALYSIS

This report shall not be reproduced, except in full,
without the written consent of Pace Analytical Services, LLC.

**Pace Analytical Services, LLC**
9800 Kincey Ave. Suite 100
Huntersville, NC 28078
(704)875-9092

## ANALYTICAL RESULTS

Project: CPC HUNTERSVILLE-60639876
Pace Project No.: 92581742

**Sample: FB-1-20220107** **Lab ID: 92581742016** Collected: 01/07/22 15:10 Received: 01/07/22 17:00 Matrix: Water

| Parameters | Results | Units | Report Limit | MDL | DF | Prepared | Analyzed | CAS No. | Qual |
|---|---|---|---|---|---|---|---|---|---|
| **6200B MSV** | Analytical Method: SM 6200B<br>Pace Analytical Services - Charlotte | | | | | | | | |
| Diisopropyl ether | ND | ug/L | 0.50 | 0.31 | 1 | | 01/11/22 15:35 | 108-20-3 | |
| Ethylbenzene | ND | ug/L | 0.50 | 0.30 | 1 | | 01/11/22 15:35 | 100-41-4 | |
| Hexachloro-1,3-butadiene | ND | ug/L | 2.0 | 1.5 | 1 | | 01/11/22 15:35 | 87-68-3 | |
| Isopropylbenzene (Cumene) | ND | ug/L | 0.50 | 0.33 | 1 | | 01/11/22 15:35 | 98-82-8 | |
| Methylene Chloride | ND | ug/L | 2.0 | 2.0 | 1 | | 01/11/22 15:35 | 75-09-2 | |
| Methyl-tert-butyl ether | ND | ug/L | 0.50 | 0.42 | 1 | | 01/11/22 15:35 | 1634-04-4 | |
| Naphthalene | ND | ug/L | 2.0 | 0.64 | 1 | | 01/11/22 15:35 | 91-20-3 | |
| n-Propylbenzene | ND | ug/L | 0.50 | 0.34 | 1 | | 01/11/22 15:35 | 103-65-1 | |
| Styrene | ND | ug/L | 0.50 | 0.29 | 1 | | 01/11/22 15:35 | 100-42-5 | |
| 1,1,1,2-Tetrachloroethane | ND | ug/L | 0.50 | 0.31 | 1 | | 01/11/22 15:35 | 630-20-6 | |
| 1,1,2,2-Tetrachloroethane | ND | ug/L | 0.50 | 0.22 | 1 | | 01/11/22 15:35 | 79-34-5 | |
| Tetrachloroethene | ND | ug/L | 0.50 | 0.29 | 1 | | 01/11/22 15:35 | 127-18-4 | |
| Toluene | ND | ug/L | 0.50 | 0.48 | 1 | | 01/11/22 15:35 | 108-88-3 | |
| 1,2,3-Trichlorobenzene | ND | ug/L | 2.0 | 0.81 | 1 | | 01/11/22 15:35 | 87-61-6 | |
| 1,2,4-Trichlorobenzene | ND | ug/L | 2.0 | 0.64 | 1 | | 01/11/22 15:35 | 120-82-1 | |
| 1,1,1-Trichloroethane | ND | ug/L | 0.50 | 0.33 | 1 | | 01/11/22 15:35 | 71-55-6 | |
| 1,1,2-Trichloroethane | ND | ug/L | 0.50 | 0.32 | 1 | | 01/11/22 15:35 | 79-00-5 | |
| Trichloroethene | ND | ug/L | 0.50 | 0.38 | 1 | | 01/11/22 15:35 | 79-01-6 | |
| Trichlorofluoromethane | ND | ug/L | 1.0 | 0.30 | 1 | | 01/11/22 15:35 | 75-69-4 | |
| 1,2,3-Trichloropropane | ND | ug/L | 0.50 | 0.26 | 1 | | 01/11/22 15:35 | 96-18-4 | |
| 1,2,4-Trimethylbenzene | ND | ug/L | 0.50 | 0.50 | 1 | | 01/11/22 15:35 | 95-63-6 | |
| 1,3,5-Trimethylbenzene | ND | ug/L | 0.50 | 0.33 | 1 | | 01/11/22 15:35 | 108-67-8 | |
| Vinyl chloride | ND | ug/L | 1.0 | 0.39 | 1 | | 01/11/22 15:35 | 75-01-4 | |
| m&p-Xylene | ND | ug/L | 1.0 | 0.71 | 1 | | 01/11/22 15:35 | 179601-23-1 | |
| o-Xylene | ND | ug/L | 0.50 | 0.34 | 1 | | 01/11/22 15:35 | 95-47-6 | |
| ***Surrogates*** | | | | | | | | | |
| 1,2-Dichloroethane-d4 (S) | 98 | % | 70-130 | | 1 | | 01/11/22 15:35 | 17060-07-0 | |
| 4-Bromofluorobenzene (S) | 100 | % | 70-130 | | 1 | | 01/11/22 15:35 | 460-00-4 | |
| Toluene-d8 (S) | 99 | % | 70-130 | | 1 | | 01/11/22 15:35 | 2037-26-5 | |

## REPORT OF LABORATORY ANALYSIS

This report shall not be reproduced, except in full,
without the written consent of Pace Analytical Services, LLC.

**Pace Analytical Services, LLC**
9800 Kincey Ave. Suite 100
Huntersville, NC 28078
(704)875-9092

## ANALYTICAL RESULTS

Project: CPC HUNTERSVILLE-60639876
Pace Project No.: 92581742

**Sample: DUP-2-20220107** **Lab ID: 92581742017** Collected: 01/07/22 00:00 Received: 01/07/22 17:00 Matrix: Water

| Parameters | Results | Units | Report Limit | MDL | DF | Prepared | Analyzed | CAS No. | Qual |
|---|---|---|---|---|---|---|---|---|---|
| **VPH NC Water** | Analytical Method: MADEP VPH<br>Pace Analytical Services - Charlotte | | | | | | | | |
| Total VPH (C5-C12) | ND | ug/L | 50.0 | 50.0 | 1 | | 01/11/22 04:03 | | N2 |
| Aliphatic (C05-C08) | ND | ug/L | 50.0 | 50.0 | 1 | | 01/11/22 04:03 | | N2 |
| Aliphatic(C09-C12) Adjusted | ND | ug/L | 50.0 | 50.0 | 1 | | 01/11/22 04:03 | | N2 |
| Aromatic (C09-C10) | ND | ug/L | 50.0 | 50.0 | 1 | | 01/11/22 04:03 | | N2 |
| ***Surrogates*** | | | | | | | | | |
| 4-Bromofluorobenzene (FID) (S) | 98 | % | 70-130 | | 1 | | 01/11/22 04:03 | 460-00-4 | |
| 4-Bromofluorobenzene (PID) (S) | 79 | % | 70-130 | | 1 | | 01/11/22 04:03 | 460-00-4 | |
| **6020 MET ICPMS** | Analytical Method: EPA 6020B Preparation Method: EPA 3010A<br>Pace Analytical Services - Asheville | | | | | | | | |
| Lead | **0.39J** | ug/L | 5.0 | 0.077 | 1 | 01/11/22 02:56 | 01/11/22 15:18 | 7439-92-1 | |
| **6200B MSV** | Analytical Method: SM 6200B<br>Pace Analytical Services - Charlotte | | | | | | | | |
| Benzene | ND | ug/L | 0.50 | 0.34 | 1 | | 01/12/22 14:06 | 71-43-2 | |
| Bromobenzene | ND | ug/L | 0.50 | 0.29 | 1 | | 01/12/22 14:06 | 108-86-1 | |
| Bromochloromethane | ND | ug/L | 0.50 | 0.47 | 1 | | 01/12/22 14:06 | 74-97-5 | |
| Bromodichloromethane | ND | ug/L | 0.50 | 0.31 | 1 | | 01/12/22 14:06 | 75-27-4 | |
| Bromoform | ND | ug/L | 0.50 | 0.34 | 1 | | 01/12/22 14:06 | 75-25-2 | |
| Bromomethane | ND | ug/L | 5.0 | 1.7 | 1 | | 01/12/22 14:06 | 74-83-9 | |
| n-Butylbenzene | ND | ug/L | 0.50 | 0.49 | 1 | | 01/12/22 14:06 | 104-51-8 | |
| sec-Butylbenzene | ND | ug/L | 0.50 | 0.40 | 1 | | 01/12/22 14:06 | 135-98-8 | |
| tert-Butylbenzene | ND | ug/L | 0.50 | 0.32 | 1 | | 01/12/22 14:06 | 98-06-6 | |
| Carbon tetrachloride | ND | ug/L | 0.50 | 0.33 | 1 | | 01/12/22 14:06 | 56-23-5 | |
| Chlorobenzene | ND | ug/L | 0.50 | 0.28 | 1 | | 01/12/22 14:06 | 108-90-7 | |
| Chloroethane | ND | ug/L | 1.0 | 0.65 | 1 | | 01/12/22 14:06 | 75-00-3 | |
| Chloroform | ND | ug/L | 0.50 | 0.35 | 1 | | 01/12/22 14:06 | 67-66-3 | |
| Chloromethane | ND | ug/L | 1.0 | 0.54 | 1 | | 01/12/22 14:06 | 74-87-3 | |
| 2-Chlorotoluene | ND | ug/L | 0.50 | 0.32 | 1 | | 01/12/22 14:06 | 95-49-8 | |
| 4-Chlorotoluene | ND | ug/L | 0.50 | 0.32 | 1 | | 01/12/22 14:06 | 106-43-4 | |
| 1,2-Dibromo-3-chloropropane | ND | ug/L | 1.0 | 0.34 | 1 | | 01/12/22 14:06 | 96-12-8 | |
| Dibromochloromethane | ND | ug/L | 0.50 | 0.36 | 1 | | 01/12/22 14:06 | 124-48-1 | |
| 1,2-Dibromoethane (EDB) | ND | ug/L | 0.50 | 0.27 | 1 | | 01/12/22 14:06 | 106-93-4 | |
| Dibromomethane | ND | ug/L | 0.50 | 0.39 | 1 | | 01/12/22 14:06 | 74-95-3 | |
| 1,2-Dichlorobenzene | ND | ug/L | 0.50 | 0.34 | 1 | | 01/12/22 14:06 | 95-50-1 | |
| 1,3-Dichlorobenzene | ND | ug/L | 0.50 | 0.34 | 1 | | 01/12/22 14:06 | 541-73-1 | |
| 1,4-Dichlorobenzene | ND | ug/L | 0.50 | 0.33 | 1 | | 01/12/22 14:06 | 106-46-7 | |
| Dichlorodifluoromethane | ND | ug/L | 0.50 | 0.35 | 1 | | 01/12/22 14:06 | 75-71-8 | |
| 1,1-Dichloroethane | ND | ug/L | 0.50 | 0.37 | 1 | | 01/12/22 14:06 | 75-34-3 | |
| 1,2-Dichloroethane | ND | ug/L | 0.50 | 0.32 | 1 | | 01/12/22 14:06 | 107-06-2 | |
| 1,1-Dichloroethene | ND | ug/L | 0.50 | 0.35 | 1 | | 01/12/22 14:06 | 75-35-4 | |
| cis-1,2-Dichloroethene | ND | ug/L | 0.50 | 0.38 | 1 | | 01/12/22 14:06 | 156-59-2 | |
| trans-1,2-Dichloroethene | ND | ug/L | 0.50 | 0.40 | 1 | | 01/12/22 14:06 | 156-60-5 | |
| 1,2-Dichloropropane | ND | ug/L | 0.50 | 0.36 | 1 | | 01/12/22 14:06 | 78-87-5 | |
| 1,3-Dichloropropane | ND | ug/L | 0.50 | 0.28 | 1 | | 01/12/22 14:06 | 142-28-9 | |

## REPORT OF LABORATORY ANALYSIS

This report shall not be reproduced, except in full,
without the written consent of Pace Analytical Services, LLC.

**Pace Analytical Services, LLC**
9800 Kincey Ave. Suite 100
Huntersville, NC 28078
(704)875-9092

## ANALYTICAL RESULTS

Project: CPC HUNTERSVILLE-60639876
Pace Project No.: 92581742

**Sample: DUP-2-20220107** **Lab ID: 92581742017** Collected: 01/07/22 00:00 Received: 01/07/22 17:00 Matrix: Water

| Parameters | Results | Units | Report Limit | MDL | DF | Prepared | Analyzed | CAS No. | Qual |
|---|---|---|---|---|---|---|---|---|---|
| **6200B MSV** | Analytical Method: SM 6200B<br>Pace Analytical Services - Charlotte | | | | | | | | |
| 2,2-Dichloropropane | ND | ug/L | 0.50 | 0.39 | 1 | | 01/12/22 14:06 | 594-20-7 | |
| 1,1-Dichloropropene | ND | ug/L | 0.50 | 0.43 | 1 | | 01/12/22 14:06 | 563-58-6 | |
| cis-1,3-Dichloropropene | ND | ug/L | 0.50 | 0.36 | 1 | | 01/12/22 14:06 | 10061-01-5 | |
| trans-1,3-Dichloropropene | ND | ug/L | 0.50 | 0.36 | 1 | | 01/12/22 14:06 | 10061-02-6 | |
| Diisopropyl ether | ND | ug/L | 0.50 | 0.31 | 1 | | 01/12/22 14:06 | 108-20-3 | |
| Ethylbenzene | ND | ug/L | 0.50 | 0.30 | 1 | | 01/12/22 14:06 | 100-41-4 | |
| Hexachloro-1,3-butadiene | ND | ug/L | 2.0 | 1.5 | 1 | | 01/12/22 14:06 | 87-68-3 | |
| Isopropylbenzene (Cumene) | ND | ug/L | 0.50 | 0.33 | 1 | | 01/12/22 14:06 | 98-82-8 | |
| Methylene Chloride | ND | ug/L | 2.0 | 2.0 | 1 | | 01/12/22 14:06 | 75-09-2 | |
| Methyl-tert-butyl ether | ND | ug/L | 0.50 | 0.42 | 1 | | 01/12/22 14:06 | 1634-04-4 | |
| Naphthalene | ND | ug/L | 2.0 | 0.64 | 1 | | 01/12/22 14:06 | 91-20-3 | |
| n-Propylbenzene | ND | ug/L | 0.50 | 0.34 | 1 | | 01/12/22 14:06 | 103-65-1 | |
| Styrene | ND | ug/L | 0.50 | 0.29 | 1 | | 01/12/22 14:06 | 100-42-5 | |
| 1,1,1,2-Tetrachloroethane | ND | ug/L | 0.50 | 0.31 | 1 | | 01/12/22 14:06 | 630-20-6 | |
| 1,1,2,2-Tetrachloroethane | ND | ug/L | 0.50 | 0.22 | 1 | | 01/12/22 14:06 | 79-34-5 | |
| Tetrachloroethene | ND | ug/L | 0.50 | 0.29 | 1 | | 01/12/22 14:06 | 127-18-4 | |
| Toluene | ND | ug/L | 0.50 | 0.48 | 1 | | 01/12/22 14:06 | 108-88-3 | |
| 1,2,3-Trichlorobenzene | ND | ug/L | 2.0 | 0.81 | 1 | | 01/12/22 14:06 | 87-61-6 | |
| 1,2,4-Trichlorobenzene | ND | ug/L | 2.0 | 0.64 | 1 | | 01/12/22 14:06 | 120-82-1 | |
| 1,1,1-Trichloroethane | ND | ug/L | 0.50 | 0.33 | 1 | | 01/12/22 14:06 | 71-55-6 | |
| 1,1,2-Trichloroethane | ND | ug/L | 0.50 | 0.32 | 1 | | 01/12/22 14:06 | 79-00-5 | |
| Trichloroethene | ND | ug/L | 0.50 | 0.38 | 1 | | 01/12/22 14:06 | 79-01-6 | |
| Trichlorofluoromethane | ND | ug/L | 1.0 | 0.30 | 1 | | 01/12/22 14:06 | 75-69-4 | |
| 1,2,3-Trichloropropane | ND | ug/L | 0.50 | 0.26 | 1 | | 01/12/22 14:06 | 96-18-4 | |
| 1,2,4-Trimethylbenzene | ND | ug/L | 0.50 | 0.50 | 1 | | 01/12/22 14:06 | 95-63-6 | |
| 1,3,5-Trimethylbenzene | ND | ug/L | 0.50 | 0.33 | 1 | | 01/12/22 14:06 | 108-67-8 | |
| Vinyl chloride | ND | ug/L | 1.0 | 0.39 | 1 | | 01/12/22 14:06 | 75-01-4 | |
| m&p-Xylene | ND | ug/L | 1.0 | 0.71 | 1 | | 01/12/22 14:06 | 179601-23-1 | |
| o-Xylene | ND | ug/L | 0.50 | 0.34 | 1 | | 01/12/22 14:06 | 95-47-6 | |
| ***Surrogates*** | | | | | | | | | |
| 1,2-Dichloroethane-d4 (S) | 85 | % | 70-130 | | 1 | | 01/12/22 14:06 | 17060-07-0 | |
| 4-Bromofluorobenzene (S) | 95 | % | 70-130 | | 1 | | 01/12/22 14:06 | 460-00-4 | |
| Toluene-d8 (S) | 100 | % | 70-130 | | 1 | | 01/12/22 14:06 | 2037-26-5 | |

## REPORT OF LABORATORY ANALYSIS

This report shall not be reproduced, except in full,
without the written consent of Pace Analytical Services, LLC.

**Pace Analytical Services, LLC**
9800 Kincey Ave. Suite 100
Huntersville, NC 28078
(704)875-9092

## ANALYTICAL RESULTS

Project: CPC HUNTERSVILLE-60639876
Pace Project No.: 92581742

**Sample: TRIP BLANK** **Lab ID: 92581742018** Collected: 01/07/22 00:00 Received: 01/07/22 17:00 Matrix: Water

| Parameters | Results | Units | Report Limit | MDL | DF | Prepared | Analyzed | CAS No. | Qual |
|---|---|---|---|---|---|---|---|---|---|
| **6200B MSV** | Analytical Method: SM 6200B<br>Pace Analytical Services - Charlotte | | | | | | | | |
| Benzene | ND | ug/L | 0.50 | 0.34 | 1 | | 01/11/22 13:23 | 71-43-2 | |
| Bromobenzene | ND | ug/L | 0.50 | 0.29 | 1 | | 01/11/22 13:23 | 108-86-1 | |
| Bromochloromethane | ND | ug/L | 0.50 | 0.47 | 1 | | 01/11/22 13:23 | 74-97-5 | |
| Bromodichloromethane | ND | ug/L | 0.50 | 0.31 | 1 | | 01/11/22 13:23 | 75-27-4 | |
| Bromoform | ND | ug/L | 0.50 | 0.34 | 1 | | 01/11/22 13:23 | 75-25-2 | |
| Bromomethane | ND | ug/L | 5.0 | 1.7 | 1 | | 01/11/22 13:23 | 74-83-9 | |
| n-Butylbenzene | ND | ug/L | 0.50 | 0.49 | 1 | | 01/11/22 13:23 | 104-51-8 | |
| sec-Butylbenzene | ND | ug/L | 0.50 | 0.40 | 1 | | 01/11/22 13:23 | 135-98-8 | |
| tert-Butylbenzene | ND | ug/L | 0.50 | 0.32 | 1 | | 01/11/22 13:23 | 98-06-6 | |
| Carbon tetrachloride | ND | ug/L | 0.50 | 0.33 | 1 | | 01/11/22 13:23 | 56-23-5 | |
| Chlorobenzene | ND | ug/L | 0.50 | 0.28 | 1 | | 01/11/22 13:23 | 108-90-7 | |
| Chloroethane | ND | ug/L | 1.0 | 0.65 | 1 | | 01/11/22 13:23 | 75-00-3 | |
| Chloroform | ND | ug/L | 0.50 | 0.35 | 1 | | 01/11/22 13:23 | 67-66-3 | |
| Chloromethane | ND | ug/L | 1.0 | 0.54 | 1 | | 01/11/22 13:23 | 74-87-3 | |
| 2-Chlorotoluene | ND | ug/L | 0.50 | 0.32 | 1 | | 01/11/22 13:23 | 95-49-8 | |
| 4-Chlorotoluene | ND | ug/L | 0.50 | 0.32 | 1 | | 01/11/22 13:23 | 106-43-4 | |
| 1,2-Dibromo-3-chloropropane | ND | ug/L | 1.0 | 0.34 | 1 | | 01/11/22 13:23 | 96-12-8 | |
| Dibromochloromethane | ND | ug/L | 0.50 | 0.36 | 1 | | 01/11/22 13:23 | 124-48-1 | |
| 1,2-Dibromoethane (EDB) | ND | ug/L | 0.50 | 0.27 | 1 | | 01/11/22 13:23 | 106-93-4 | |
| Dibromomethane | ND | ug/L | 0.50 | 0.39 | 1 | | 01/11/22 13:23 | 74-95-3 | |
| 1,2-Dichlorobenzene | ND | ug/L | 0.50 | 0.34 | 1 | | 01/11/22 13:23 | 95-50-1 | |
| 1,3-Dichlorobenzene | ND | ug/L | 0.50 | 0.34 | 1 | | 01/11/22 13:23 | 541-73-1 | |
| 1,4-Dichlorobenzene | ND | ug/L | 0.50 | 0.33 | 1 | | 01/11/22 13:23 | 106-46-7 | |
| Dichlorodifluoromethane | ND | ug/L | 0.50 | 0.35 | 1 | | 01/11/22 13:23 | 75-71-8 | |
| 1,1-Dichloroethane | ND | ug/L | 0.50 | 0.37 | 1 | | 01/11/22 13:23 | 75-34-3 | |
| 1,2-Dichloroethane | ND | ug/L | 0.50 | 0.32 | 1 | | 01/11/22 13:23 | 107-06-2 | |
| 1,1-Dichloroethene | ND | ug/L | 0.50 | 0.35 | 1 | | 01/11/22 13:23 | 75-35-4 | |
| cis-1,2-Dichloroethene | ND | ug/L | 0.50 | 0.38 | 1 | | 01/11/22 13:23 | 156-59-2 | |
| trans-1,2-Dichloroethene | ND | ug/L | 0.50 | 0.40 | 1 | | 01/11/22 13:23 | 156-60-5 | |
| 1,2-Dichloropropane | ND | ug/L | 0.50 | 0.36 | 1 | | 01/11/22 13:23 | 78-87-5 | |
| 1,3-Dichloropropane | ND | ug/L | 0.50 | 0.28 | 1 | | 01/11/22 13:23 | 142-28-9 | |
| 2,2-Dichloropropane | ND | ug/L | 0.50 | 0.39 | 1 | | 01/11/22 13:23 | 594-20-7 | |
| 1,1-Dichloropropene | ND | ug/L | 0.50 | 0.43 | 1 | | 01/11/22 13:23 | 563-58-6 | |
| cis-1,3-Dichloropropene | ND | ug/L | 0.50 | 0.36 | 1 | | 01/11/22 13:23 | 10061-01-5 | |
| trans-1,3-Dichloropropene | ND | ug/L | 0.50 | 0.36 | 1 | | 01/11/22 13:23 | 10061-02-6 | |
| Diisopropyl ether | ND | ug/L | 0.50 | 0.31 | 1 | | 01/11/22 13:23 | 108-20-3 | |
| Ethylbenzene | ND | ug/L | 0.50 | 0.30 | 1 | | 01/11/22 13:23 | 100-41-4 | |
| Hexachloro-1,3-butadiene | ND | ug/L | 2.0 | 1.5 | 1 | | 01/11/22 13:23 | 87-68-3 | |
| Isopropylbenzene (Cumene) | ND | ug/L | 0.50 | 0.33 | 1 | | 01/11/22 13:23 | 98-82-8 | |
| Methylene Chloride | ND | ug/L | 2.0 | 2.0 | 1 | | 01/11/22 13:23 | 75-09-2 | |
| Methyl-tert-butyl ether | ND | ug/L | 0.50 | 0.42 | 1 | | 01/11/22 13:23 | 1634-04-4 | |
| Naphthalene | ND | ug/L | 2.0 | 0.64 | 1 | | 01/11/22 13:23 | 91-20-3 | |
| n-Propylbenzene | ND | ug/L | 0.50 | 0.34 | 1 | | 01/11/22 13:23 | 103-65-1 | |
| Styrene | ND | ug/L | 0.50 | 0.29 | 1 | | 01/11/22 13:23 | 100-42-5 | |
| 1,1,1,2-Tetrachloroethane | ND | ug/L | 0.50 | 0.31 | 1 | | 01/11/22 13:23 | 630-20-6 | |

## REPORT OF LABORATORY ANALYSIS

This report shall not be reproduced, except in full,
without the written consent of Pace Analytical Services, LLC.

**Pace Analytical Services, LLC**
9800 Kincey Ave. Suite 100
Huntersville, NC 28078
(704)875-9092

## ANALYTICAL RESULTS

Project: CPC HUNTERSVILLE-60639876
Pace Project No.: 92581742

**Sample: TRIP BLANK** **Lab ID: 92581742018** Collected: 01/07/22 00:00 Received: 01/07/22 17:00 Matrix: Water

| Parameters | Results | Units | Report Limit | MDL | DF | Prepared | Analyzed | CAS No. | Qual |
|---|---|---|---|---|---|---|---|---|---|
| **6200B MSV** | Analytical Method: SM 6200B<br>Pace Analytical Services - Charlotte | | | | | | | | |
| 1,1,2,2-Tetrachloroethane | ND | ug/L | 0.50 | 0.22 | 1 | | 01/11/22 13:23 | 79-34-5 | |
| Tetrachloroethene | ND | ug/L | 0.50 | 0.29 | 1 | | 01/11/22 13:23 | 127-18-4 | |
| Toluene | ND | ug/L | 0.50 | 0.48 | 1 | | 01/11/22 13:23 | 108-88-3 | |
| 1,2,3-Trichlorobenzene | ND | ug/L | 2.0 | 0.81 | 1 | | 01/11/22 13:23 | 87-61-6 | |
| 1,2,4-Trichlorobenzene | ND | ug/L | 2.0 | 0.64 | 1 | | 01/11/22 13:23 | 120-82-1 | |
| 1,1,1-Trichloroethane | ND | ug/L | 0.50 | 0.33 | 1 | | 01/11/22 13:23 | 71-55-6 | |
| 1,1,2-Trichloroethane | ND | ug/L | 0.50 | 0.32 | 1 | | 01/11/22 13:23 | 79-00-5 | |
| Trichloroethene | ND | ug/L | 0.50 | 0.38 | 1 | | 01/11/22 13:23 | 79-01-6 | |
| Trichlorofluoromethane | ND | ug/L | 1.0 | 0.30 | 1 | | 01/11/22 13:23 | 75-69-4 | |
| 1,2,3-Trichloropropane | ND | ug/L | 0.50 | 0.26 | 1 | | 01/11/22 13:23 | 96-18-4 | |
| 1,2,4-Trimethylbenzene | ND | ug/L | 0.50 | 0.50 | 1 | | 01/11/22 13:23 | 95-63-6 | |
| 1,3,5-Trimethylbenzene | ND | ug/L | 0.50 | 0.33 | 1 | | 01/11/22 13:23 | 108-67-8 | |
| Vinyl chloride | ND | ug/L | 1.0 | 0.39 | 1 | | 01/11/22 13:23 | 75-01-4 | |
| m&p-Xylene | ND | ug/L | 1.0 | 0.71 | 1 | | 01/11/22 13:23 | 179601-23-1 | |
| o-Xylene | ND | ug/L | 0.50 | 0.34 | 1 | | 01/11/22 13:23 | 95-47-6 | |
| ***Surrogates*** | | | | | | | | | |
| 1,2-Dichloroethane-d4 (S) | 93 | % | 70-130 | | 1 | | 01/11/22 13:23 | 17060-07-0 | |
| 4-Bromofluorobenzene (S) | 96 | % | 70-130 | | 1 | | 01/11/22 13:23 | 460-00-4 | |
| Toluene-d8 (S) | 103 | % | 70-130 | | 1 | | 01/11/22 13:23 | 2037-26-5 | |

## REPORT OF LABORATORY ANALYSIS

This report shall not be reproduced, except in full,
without the written consent of Pace Analytical Services, LLC.

**Pace Analytical Services, LLC**
9800 Kincey Ave. Suite 100
Huntersville, NC 28078
(704)875-9092

## QUALITY CONTROL DATA

Project: CPC HUNTERSVILLE-60639876
Pace Project No.: 92581742

QC Batch: 670905 Analysis Method: MADEP VPH
QC Batch Method: MADEP VPH Analysis Description: VPH NC Water
Laboratory: Pace Analytical Services - Charlotte

Associated Lab Samples: 92581742001, 92581742002, 92581742003, 92581742004, 92581742005, 92581742006, 92581742007, 92581742008, 92581742009, 92581742010, 92581742011, 92581742012, 92581742013, 92581742014, 92581742015, 92581742016, 92581742017

METHOD BLANK: 3512881 Matrix: Water

Associated Lab Samples: 92581742001, 92581742002, 92581742003, 92581742004, 92581742005, 92581742006, 92581742007, 92581742008, 92581742009, 92581742010, 92581742011, 92581742012, 92581742013, 92581742014, 92581742015, 92581742016, 92581742017

| Parameter | Units | Blank Result | Reporting Limit | MDL | Analyzed | Qualifiers |
|---|---|---|---|---|---|---|
| Aliphatic (C05-C08) | ug/L | ND | 50.0 | 50.0 | 01/10/22 14:52 | N2 |
| Aromatic (C09-C10) | ug/L | ND | 50.0 | 50.0 | 01/10/22 14:52 | N2 |
| 4-Bromofluorobenzene (FID) (S) | % | 98 | 70-130 | | 01/10/22 14:52 | |
| 4-Bromofluorobenzene (PID) (S) | % | 79 | 70-130 | | 01/10/22 14:52 | |

LABORATORY CONTROL SAMPLE & LCSD: 3512882 3512883

| Parameter | Units | Spike Conc. | LCS Result | LCSD Result | LCS % Rec | LCSD % Rec | % Rec Limits | RPD | Max RPD | Qualifiers |
|---|---|---|---|---|---|---|---|---|---|---|
| Aliphatic (C05-C08) | ug/L | 300 | 288 | 288 | 96 | 96 | 70-130 | 0 | 25 | N2 |
| Aromatic (C09-C10) | ug/L | 100 | 93.5 | 90.8 | 93 | 91 | 70-130 | 3 | 25 | N2 |
| 4-Bromofluorobenzene (FID) (S) | % | | | | 100 | 100 | 70-130 | | | |
| 4-Bromofluorobenzene (PID) (S) | % | | | | 79 | 77 | 70-130 | | | |

**Results presented on this page are in the units indicated by the "Units" column except where an alternate unit is presented to the right of the result.**

## REPORT OF LABORATORY ANALYSIS

This report shall not be reproduced, except in full,
without the written consent of Pace Analytical Services, LLC.

**Pace Analytical Services, LLC**
9800 Kincey Ave. Suite 100
Huntersville, NC 28078
(704)875-9092

## QUALITY CONTROL DATA

Project: CPC HUNTERSVILLE-60639876
Pace Project No.: 92581742

QC Batch: 670964
QC Batch Method: EPA 3010A
Analysis Method: EPA 6020B
Analysis Description: 6020 MET
Laboratory: Pace Analytical Services - Asheville
Associated Lab Samples: 92581742001, 92581742002, 92581742003, 92581742004, 92581742005, 92581742006, 92581742007, 92581742008, 92581742009, 92581742010, 92581742011, 92581742012, 92581742013, 92581742014, 92581742015, 92581742017

METHOD BLANK: 3513116 Matrix: Water
Associated Lab Samples: 92581742001, 92581742002, 92581742003, 92581742004, 92581742005, 92581742006, 92581742007, 92581742008, 92581742009, 92581742010, 92581742011, 92581742012, 92581742013, 92581742014, 92581742015, 92581742017

| Parameter | Units | Blank Result | Reporting Limit | MDL | Analyzed | Qualifiers |
|---|---|---|---|---|---|---|
| Lead | ug/L | ND | 5.0 | 0.077 | 01/11/22 12:54 | |

LABORATORY CONTROL SAMPLE: 3513117

| Parameter | Units | Spike Conc. | LCS Result | LCS % Rec | % Rec Limits | Qualifiers |
|---|---|---|---|---|---|---|
| Lead | ug/L | 50 | 48.1 | 96 | 80-120 | |

MATRIX SPIKE & MATRIX SPIKE DUPLICATE: 3513118 3513119

| Parameter | Units | 92581742001 Result | MS Spike Conc. | MSD Spike Conc. | MS Result | MSD Result | MS % Rec | MSD % Rec | % Rec Limits | RPD | Max RPD | Qual |
|---|---|---|---|---|---|---|---|---|---|---|---|---|
| Lead | ug/L | 0.35J | 50 | 50 | 47.8 | 48.2 | 95 | 96 | 75-125 | 1 | 20 | |

**Results presented on this page are in the units indicated by the "Units" column except where an alternate unit is presented to the right of the result.**

## REPORT OF LABORATORY ANALYSIS

This report shall not be reproduced, except in full,
without the written consent of Pace Analytical Services, LLC.

**Pace Analytical Services, LLC**
9800 Kincey Ave. Suite 100
Huntersville, NC 28078
(704)875-9092

## QUALITY CONTROL DATA

Project: CPC HUNTERSVILLE-60639876
Pace Project No.: 92581742

QC Batch: 670907
QC Batch Method: SM 6200B
Analysis Method: SM 6200B
Analysis Description: 6200B MSV
Laboratory: Pace Analytical Services - Charlotte

Associated Lab Samples: 92581742018

METHOD BLANK: 3512895 Matrix: Water
Associated Lab Samples: 92581742018

| Parameter | Units | Blank Result | Reporting Limit | MDL | Analyzed | Qualifiers |
|---|---|---|---|---|---|---|
| 1,1,1,2-Tetrachloroethane | ug/L | ND | 0.50 | 0.31 | 01/11/22 12:48 | |
| 1,1,1-Trichloroethane | ug/L | ND | 0.50 | 0.33 | 01/11/22 12:48 | |
| 1,1,2,2-Tetrachloroethane | ug/L | ND | 0.50 | 0.22 | 01/11/22 12:48 | |
| 1,1,2-Trichloroethane | ug/L | ND | 0.50 | 0.32 | 01/11/22 12:48 | |
| 1,1-Dichloroethane | ug/L | ND | 0.50 | 0.37 | 01/11/22 12:48 | |
| 1,1-Dichloroethene | ug/L | ND | 0.50 | 0.35 | 01/11/22 12:48 | |
| 1,1-Dichloropropene | ug/L | ND | 0.50 | 0.43 | 01/11/22 12:48 | |
| 1,2,3-Trichlorobenzene | ug/L | ND | 2.0 | 0.81 | 01/11/22 12:48 | |
| 1,2,3-Trichloropropane | ug/L | ND | 0.50 | 0.26 | 01/11/22 12:48 | |
| 1,2,4-Trichlorobenzene | ug/L | ND | 2.0 | 0.64 | 01/11/22 12:48 | |
| 1,2,4-Trimethylbenzene | ug/L | ND | 0.50 | 0.50 | 01/11/22 12:48 | |
| 1,2-Dibromo-3-chloropropane | ug/L | ND | 1.0 | 0.34 | 01/11/22 12:48 | |
| 1,2-Dibromoethane (EDB) | ug/L | ND | 0.50 | 0.27 | 01/11/22 12:48 | |
| 1,2-Dichlorobenzene | ug/L | ND | 0.50 | 0.34 | 01/11/22 12:48 | |
| 1,2-Dichloroethane | ug/L | ND | 0.50 | 0.32 | 01/11/22 12:48 | |
| 1,2-Dichloropropane | ug/L | ND | 0.50 | 0.36 | 01/11/22 12:48 | |
| 1,3,5-Trimethylbenzene | ug/L | ND | 0.50 | 0.33 | 01/11/22 12:48 | |
| 1,3-Dichlorobenzene | ug/L | ND | 0.50 | 0.34 | 01/11/22 12:48 | |
| 1,3-Dichloropropane | ug/L | ND | 0.50 | 0.28 | 01/11/22 12:48 | |
| 1,4-Dichlorobenzene | ug/L | ND | 0.50 | 0.33 | 01/11/22 12:48 | |
| 2,2-Dichloropropane | ug/L | ND | 0.50 | 0.39 | 01/11/22 12:48 | |
| 2-Chlorotoluene | ug/L | ND | 0.50 | 0.32 | 01/11/22 12:48 | |
| 4-Chlorotoluene | ug/L | ND | 0.50 | 0.32 | 01/11/22 12:48 | |
| Benzene | ug/L | ND | 0.50 | 0.34 | 01/11/22 12:48 | |
| Bromobenzene | ug/L | ND | 0.50 | 0.29 | 01/11/22 12:48 | |
| Bromochloromethane | ug/L | ND | 0.50 | 0.47 | 01/11/22 12:48 | |
| Bromodichloromethane | ug/L | ND | 0.50 | 0.31 | 01/11/22 12:48 | |
| Bromoform | ug/L | ND | 0.50 | 0.34 | 01/11/22 12:48 | |
| Bromomethane | ug/L | ND | 5.0 | 1.7 | 01/11/22 12:48 | |
| Carbon tetrachloride | ug/L | ND | 0.50 | 0.33 | 01/11/22 12:48 | |
| Chlorobenzene | ug/L | ND | 0.50 | 0.28 | 01/11/22 12:48 | |
| Chloroethane | ug/L | ND | 1.0 | 0.65 | 01/11/22 12:48 | |
| Chloroform | ug/L | ND | 0.50 | 0.35 | 01/11/22 12:48 | |
| Chloromethane | ug/L | ND | 1.0 | 0.54 | 01/11/22 12:48 | |
| cis-1,2-Dichloroethene | ug/L | ND | 0.50 | 0.38 | 01/11/22 12:48 | |
| cis-1,3-Dichloropropene | ug/L | ND | 0.50 | 0.36 | 01/11/22 12:48 | |
| Dibromochloromethane | ug/L | ND | 0.50 | 0.36 | 01/11/22 12:48 | |
| Dibromomethane | ug/L | ND | 0.50 | 0.39 | 01/11/22 12:48 | |
| Dichlorodifluoromethane | ug/L | ND | 0.50 | 0.35 | 01/11/22 12:48 | |
| Diisopropyl ether | ug/L | ND | 0.50 | 0.31 | 01/11/22 12:48 | |

**Results presented on this page are in the units indicated by the "Units" column except where an alternate unit is presented to the right of the result.**

## REPORT OF LABORATORY ANALYSIS

This report shall not be reproduced, except in full,
without the written consent of Pace Analytical Services, LLC.

**Pace Analytical Services, LLC**
9800 Kincey Ave. Suite 100
Huntersville, NC 28078
(704)875-9092

## QUALITY CONTROL DATA

Project: CPC HUNTERSVILLE-60639876
Pace Project No.: 92581742

METHOD BLANK: 3512895 Matrix: Water
Associated Lab Samples: 92581742018

| Parameter | Units | Blank Result | Reporting Limit | MDL | Analyzed | Qualifiers |
|---|---|---|---|---|---|---|
| Ethylbenzene | ug/L | ND | 0.50 | 0.30 | 01/11/22 12:48 | |
| Hexachloro-1,3-butadiene | ug/L | ND | 2.0 | 1.5 | 01/11/22 12:48 | |
| Isopropylbenzene (Cumene) | ug/L | ND | 0.50 | 0.33 | 01/11/22 12:48 | |
| m&p-Xylene | ug/L | ND | 1.0 | 0.71 | 01/11/22 12:48 | |
| Methyl-tert-butyl ether | ug/L | ND | 0.50 | 0.42 | 01/11/22 12:48 | |
| Methylene Chloride | ug/L | ND | 2.0 | 2.0 | 01/11/22 12:48 | |
| n-Butylbenzene | ug/L | ND | 0.50 | 0.49 | 01/11/22 12:48 | |
| n-Propylbenzene | ug/L | ND | 0.50 | 0.34 | 01/11/22 12:48 | |
| Naphthalene | ug/L | ND | 2.0 | 0.64 | 01/11/22 12:48 | |
| o-Xylene | ug/L | ND | 0.50 | 0.34 | 01/11/22 12:48 | |
| sec-Butylbenzene | ug/L | ND | 0.50 | 0.40 | 01/11/22 12:48 | |
| Styrene | ug/L | ND | 0.50 | 0.29 | 01/11/22 12:48 | |
| tert-Butylbenzene | ug/L | ND | 0.50 | 0.32 | 01/11/22 12:48 | |
| Tetrachloroethene | ug/L | ND | 0.50 | 0.29 | 01/11/22 12:48 | |
| Toluene | ug/L | ND | 0.50 | 0.48 | 01/11/22 12:48 | |
| trans-1,2-Dichloroethene | ug/L | ND | 0.50 | 0.40 | 01/11/22 12:48 | |
| trans-1,3-Dichloropropene | ug/L | ND | 0.50 | 0.36 | 01/11/22 12:48 | |
| Trichloroethene | ug/L | ND | 0.50 | 0.38 | 01/11/22 12:48 | |
| Trichlorofluoromethane | ug/L | ND | 1.0 | 0.30 | 01/11/22 12:48 | |
| Vinyl chloride | ug/L | ND | 1.0 | 0.39 | 01/11/22 12:48 | |
| 1,2-Dichloroethane-d4 (S) | % | 88 | 70-130 | | 01/11/22 12:48 | |
| 4-Bromofluorobenzene (S) | % | 95 | 70-130 | | 01/11/22 12:48 | |
| Toluene-d8 (S) | % | 102 | 70-130 | | 01/11/22 12:48 | |

LABORATORY CONTROL SAMPLE: 3512896

| Parameter | Units | Spike Conc. | LCS Result | LCS % Rec | % Rec Limits | Qualifiers |
|---|---|---|---|---|---|---|
| 1,1,1,2-Tetrachloroethane | ug/L | 50 | 46.5 | 93 | 60-140 | |
| 1,1,1-Trichloroethane | ug/L | 50 | 45.8 | 92 | 60-140 | |
| 1,1,2,2-Tetrachloroethane | ug/L | 50 | 47.1 | 94 | 60-140 | |
| 1,1,2-Trichloroethane | ug/L | 50 | 54.6 | 109 | 60-140 | |
| 1,1-Dichloroethane | ug/L | 50 | 51.4 | 103 | 60-140 | |
| 1,1-Dichloroethene | ug/L | 50 | 50.8 | 102 | 60-140 | |
| 1,1-Dichloropropene | ug/L | 50 | 48.6 | 97 | 60-140 | |
| 1,2,3-Trichlorobenzene | ug/L | 50 | 47.3 | 95 | 60-140 | |
| 1,2,3-Trichloropropane | ug/L | 50 | 44.4 | 89 | 60-140 | |
| 1,2,4-Trichlorobenzene | ug/L | 50 | 50.9 | 102 | 60-140 | |
| 1,2,4-Trimethylbenzene | ug/L | 50 | 51.7 | 103 | 60-140 | |
| 1,2-Dibromo-3-chloropropane | ug/L | 50 | 42.3 | 85 | 60-140 | |
| 1,2-Dibromoethane (EDB) | ug/L | 50 | 48.8 | 98 | 60-140 | |
| 1,2-Dichlorobenzene | ug/L | 50 | 51.8 | 104 | 60-140 | |
| 1,2-Dichloroethane | ug/L | 50 | 42.9 | 86 | 60-140 | |
| 1,2-Dichloropropane | ug/L | 50 | 50.7 | 101 | 60-140 | |
| 1,3,5-Trimethylbenzene | ug/L | 50 | 53.1 | 106 | 60-140 | |

**Results presented on this page are in the units indicated by the "Units" column except where an alternate unit is presented to the right of the result.**

## REPORT OF LABORATORY ANALYSIS

This report shall not be reproduced, except in full,
without the written consent of Pace Analytical Services, LLC.

**Pace Analytical Services, LLC**
9800 Kincey Ave. Suite 100
Huntersville, NC 28078
(704)875-9092

## QUALITY CONTROL DATA

Project: CPC HUNTERSVILLE-60639876
Pace Project No.: 92581742

LABORATORY CONTROL SAMPLE: 3512896

| Parameter | Units | Spike Conc. | LCS Result | LCS % Rec | % Rec Limits | Qualifiers |
|---|---|---|---|---|---|---|
| 1,3-Dichlorobenzene | ug/L | 50 | 51.3 | 103 | 60-140 | |
| 1,3-Dichloropropane | ug/L | 50 | 47.0 | 94 | 60-140 | |
| 1,4-Dichlorobenzene | ug/L | 50 | 51.0 | 102 | 60-140 | |
| 2,2-Dichloropropane | ug/L | 50 | 50.1 | 100 | 60-140 | |
| 2-Chlorotoluene | ug/L | 50 | 52.3 | 105 | 60-140 | |
| 4-Chlorotoluene | ug/L | 50 | 50.3 | 101 | 60-140 | |
| Benzene | ug/L | 50 | 52.5 | 105 | 60-140 | |
| Bromobenzene | ug/L | 50 | 50.8 | 102 | 60-140 | |
| Bromochloromethane | ug/L | 50 | 52.9 | 106 | 60-140 | |
| Bromodichloromethane | ug/L | 50 | 47.8 | 96 | 60-140 | |
| Bromoform | ug/L | 50 | 48.2 | 96 | 60-140 | |
| Bromomethane | ug/L | 50 | 55.5 | 111 | 60-140 | |
| Carbon tetrachloride | ug/L | 50 | 43.4 | 87 | 60-140 | |
| Chlorobenzene | ug/L | 50 | 51.5 | 103 | 60-140 | |
| Chloroethane | ug/L | 50 | 46.4 | 93 | 60-140 | |
| Chloroform | ug/L | 50 | 49.9 | 100 | 60-140 | |
| Chloromethane | ug/L | 50 | 47.1 | 94 | 60-140 | |
| cis-1,2-Dichloroethene | ug/L | 50 | 47.0 | 94 | 60-140 | |
| cis-1,3-Dichloropropene | ug/L | 50 | 50.1 | 100 | 60-140 | |
| Dibromochloromethane | ug/L | 50 | 49.0 | 98 | 60-140 | |
| Dibromomethane | ug/L | 50 | 53.2 | 106 | 60-140 | |
| Dichlorodifluoromethane | ug/L | 50 | 42.5 | 85 | 60-140 | |
| Diisopropyl ether | ug/L | 50 | 45.4 | 91 | 60-140 | |
| Ethylbenzene | ug/L | 50 | 51.0 | 102 | 60-140 | |
| Hexachloro-1,3-butadiene | ug/L | 50 | 45.3 | 91 | 60-140 | |
| Isopropylbenzene (Cumene) | ug/L | 50 | 53.8 | 108 | 60-140 | |
| m&p-Xylene | ug/L | 100 | 104 | 104 | 60-140 | |
| Methyl-tert-butyl ether | ug/L | 50 | 48.3 | 97 | 60-140 | |
| Methylene Chloride | ug/L | 50 | 47.2 | 94 | 60-140 | |
| n-Butylbenzene | ug/L | 50 | 52.4 | 105 | 60-140 | |
| n-Propylbenzene | ug/L | 50 | 52.5 | 105 | 60-140 | |
| Naphthalene | ug/L | 50 | 44.2 | 88 | 60-140 | |
| o-Xylene | ug/L | 50 | 51.5 | 103 | 60-140 | |
| sec-Butylbenzene | ug/L | 50 | 53.1 | 106 | 60-140 | |
| Styrene | ug/L | 50 | 50.7 | 101 | 60-140 | |
| tert-Butylbenzene | ug/L | 50 | 44.7 | 89 | 60-140 | |
| Tetrachloroethene | ug/L | 50 | 48.6 | 97 | 60-140 | |
| Toluene | ug/L | 50 | 54.1 | 108 | 60-140 | |
| trans-1,2-Dichloroethene | ug/L | 50 | 51.0 | 102 | 60-140 | |
| trans-1,3-Dichloropropene | ug/L | 50 | 49.9 | 100 | 60-140 | |
| Trichloroethene | ug/L | 50 | 52.6 | 105 | 60-140 | |
| Trichlorofluoromethane | ug/L | 50 | 43.8 | 88 | 60-140 | |
| Vinyl chloride | ug/L | 50 | 53.1 | 106 | 60-140 | |
| 1,2-Dichloroethane-d4 (S) | % | | | 86 | 70-130 | |
| 4-Bromofluorobenzene (S) | % | | | 95 | 70-130 | |
| Toluene-d8 (S) | % | | | 102 | 70-130 | |

**Results presented on this page are in the units indicated by the "Units" column except where an alternate unit is presented to the right of the result.**

## REPORT OF LABORATORY ANALYSIS

This report shall not be reproduced, except in full,
without the written consent of Pace Analytical Services, LLC.

Pace Analytical Services, LLC
9800 Kincey Ave. Suite 100
Huntersville, NC 28078
(704)875-9092

## QUALITY CONTROL DATA

Project: CPC HUNTERSVILLE-60639876
Pace Project No.: 92581742

MATRIX SPIKE & MATRIX SPIKE DUPLICATE: 3512897 3512898

| Parameter | Units | 92581623004 Result | MS Spike Conc. | MSD Spike Conc. | MS Result | MSD Result | MS % Rec | MSD % Rec | % Rec Limits | RPD | Max RPD | Qual |
|---|---|---|---|---|---|---|---|---|---|---|---|---|
| 1,1,1,2-Tetrachloroethane | ug/L | ND | 20 | 20 | 21.5 | 21.0 | 107 | 105 | 60-140 | 2 | 30 | |
| 1,1,1-Trichloroethane | ug/L | ND | 20 | 20 | 20.1 | 19.9 | 101 | 99 | 60-140 | 1 | 30 | |
| 1,1,2,2-Tetrachloroethane | ug/L | ND | 20 | 20 | 20.9 | 20.7 | 105 | 103 | 60-140 | 1 | 30 | |
| 1,1,2-Trichloroethane | ug/L | ND | 20 | 20 | 25.0 | 23.9 | 125 | 120 | 60-140 | 4 | 30 | |
| 1,1-Dichloroethane | ug/L | ND | 20 | 20 | 23.3 | 23.2 | 117 | 116 | 60-140 | 0 | 30 | |
| 1,1-Dichloroethene | ug/L | ND | 20 | 20 | 22.4 | 22.1 | 112 | 110 | 60-140 | 2 | 30 | |
| 1,1-Dichloropropene | ug/L | ND | 20 | 20 | 21.9 | 21.4 | 109 | 107 | 60-140 | 2 | 30 | |
| 1,2,3-Trichlorobenzene | ug/L | ND | 20 | 20 | 21.8 | 19.9 | 109 | 100 | 60-140 | 9 | 30 | |
| 1,2,3-Trichloropropane | ug/L | ND | 20 | 20 | 18.2 | 19.7 | 91 | 98 | 60-140 | 8 | 30 | |
| 1,2,4-Trichlorobenzene | ug/L | ND | 20 | 20 | 23.1 | 21.7 | 115 | 109 | 60-140 | 6 | 30 | |
| 1,2,4-Trimethylbenzene | ug/L | ND | 20 | 20 | 23.6 | 22.6 | 118 | 113 | 60-140 | 4 | 30 | |
| 1,2-Dibromo-3-chloropropane | ug/L | ND | 20 | 20 | 17.8 | 17.0 | 89 | 85 | 60-140 | 4 | 30 | |
| 1,2-Dibromoethane (EDB) | ug/L | ND | 20 | 20 | 22.3 | 22.3 | 112 | 112 | 60-140 | 0 | 30 | |
| 1,2-Dichlorobenzene | ug/L | ND | 20 | 20 | 22.9 | 21.7 | 114 | 109 | 60-140 | 5 | 30 | |
| 1,2-Dichloroethane | ug/L | ND | 20 | 20 | 19.6 | 19.4 | 98 | 97 | 60-140 | 1 | 30 | |
| 1,2-Dichloropropane | ug/L | ND | 20 | 20 | 23.5 | 23.2 | 117 | 116 | 60-140 | 1 | 30 | |
| 1,3,5-Trimethylbenzene | ug/L | ND | 20 | 20 | 24.3 | 23.3 | 121 | 117 | 60-140 | 4 | 30 | |
| 1,3-Dichlorobenzene | ug/L | ND | 20 | 20 | 22.6 | 21.9 | 113 | 109 | 60-140 | 3 | 30 | |
| 1,3-Dichloropropane | ug/L | ND | 20 | 20 | 21.6 | 21.9 | 108 | 109 | 60-140 | 1 | 30 | |
| 1,4-Dichlorobenzene | ug/L | ND | 20 | 20 | 22.8 | 22.0 | 114 | 110 | 60-140 | 4 | 30 | |
| 2,2-Dichloropropane | ug/L | ND | 20 | 20 | 22.6 | 21.6 | 113 | 108 | 60-140 | 4 | 30 | |
| 2-Chlorotoluene | ug/L | ND | 20 | 20 | 24.0 | 22.7 | 120 | 114 | 60-140 | 5 | 30 | |
| 4-Chlorotoluene | ug/L | ND | 20 | 20 | 22.0 | 21.6 | 110 | 108 | 60-140 | 2 | 30 | |
| Benzene | ug/L | ND | 20 | 20 | 24.5 | 24.1 | 122 | 120 | 60-140 | 2 | 30 | |
| Bromobenzene | ug/L | ND | 20 | 20 | 23.3 | 22.5 | 116 | 112 | 60-140 | 4 | 30 | |
| Bromochloromethane | ug/L | ND | 20 | 20 | 24.9 | 24.5 | 125 | 123 | 60-140 | 2 | 30 | |
| Bromodichloromethane | ug/L | ND | 20 | 20 | 21.4 | 21.6 | 107 | 108 | 60-140 | 1 | 30 | |
| Bromoform | ug/L | ND | 20 | 20 | 20.3 | 20.7 | 102 | 104 | 60-140 | 2 | 30 | |
| Bromomethane | ug/L | ND | 20 | 20 | 28.8 | 27.8 | 144 | 139 | 60-140 | 4 | 30 | M1 |
| Carbon tetrachloride | ug/L | ND | 20 | 20 | 18.6 | 18.8 | 93 | 94 | 60-140 | 1 | 30 | |
| Chlorobenzene | ug/L | ND | 20 | 20 | 23.7 | 23.5 | 118 | 117 | 60-140 | 1 | 30 | |
| Chloroethane | ug/L | ND | 20 | 20 | 26.6 | 25.6 | 133 | 128 | 60-140 | 4 | 30 | |
| Chloroform | ug/L | ND | 20 | 20 | 23.1 | 22.5 | 116 | 113 | 60-140 | 3 | 30 | |
| Chloromethane | ug/L | ND | 20 | 20 | 22.3 | 21.8 | 111 | 109 | 60-140 | 2 | 30 | |
| cis-1,2-Dichloroethene | ug/L | ND | 20 | 20 | 21.9 | 21.2 | 109 | 106 | 60-140 | 3 | 30 | |
| cis-1,3-Dichloropropene | ug/L | ND | 20 | 20 | 22.4 | 21.7 | 112 | 109 | 60-140 | 3 | 30 | |
| Dibromochloromethane | ug/L | ND | 20 | 20 | 21.7 | 21.4 | 108 | 107 | 60-140 | 1 | 30 | |
| Dibromomethane | ug/L | ND | 20 | 20 | 24.0 | 24.1 | 120 | 120 | 60-140 | 0 | 30 | |
| Dichlorodifluoromethane | ug/L | ND | 20 | 20 | 13.1 | 14.5 | 65 | 72 | 60-140 | 10 | 30 | |
| Diisopropyl ether | ug/L | ND | 20 | 20 | 20.7 | 20.4 | 103 | 102 | 60-140 | 2 | 30 | |
| Ethylbenzene | ug/L | ND | 20 | 20 | 23.5 | 23.6 | 118 | 118 | 60-140 | 0 | 30 | |
| Hexachloro-1,3-butadiene | ug/L | ND | 20 | 20 | 22.9 | 20.8 | 115 | 104 | 60-140 | 10 | 30 | |
| Isopropylbenzene (Cumene) | ug/L | ND | 20 | 20 | 24.2 | 24.7 | 121 | 124 | 60-140 | 2 | 30 | |
| m&p-Xylene | ug/L | ND | 40 | 40 | 46.7 | 46.7 | 117 | 117 | 60-140 | 0 | 30 | |

**Results presented on this page are in the units indicated by the "Units" column except where an alternate unit is presented to the right of the result.**

## REPORT OF LABORATORY ANALYSIS

This report shall not be reproduced, except in full,
without the written consent of Pace Analytical Services, LLC.

**Pace Analytical Services, LLC**
9800 Kincey Ave. Suite 100
Huntersville, NC 28078
(704)875-9092

## QUALITY CONTROL DATA

Project: CPC HUNTERSVILLE-60639876
Pace Project No.: 92581742

MATRIX SPIKE & MATRIX SPIKE DUPLICATE: 3512897 3512898

| Parameter | Units | 92581623004 Result | MS Spike Conc. | MSD Spike Conc. | MS Result | MSD Result | MS % Rec | MSD % Rec | % Rec Limits | RPD | Max RPD | Qual |
|---|---|---|---|---|---|---|---|---|---|---|---|---|
| Methyl-tert-butyl ether | ug/L | ND | 20 | 20 | 21.4 | 21.1 | 107 | 105 | 60-140 | 2 | 30 | |
| Methylene Chloride | ug/L | ND | 20 | 20 | 19.9 | 19.8 | 100 | 99 | 60-140 | 1 | 30 | |
| n-Butylbenzene | ug/L | ND | 20 | 20 | 23.6 | 22.5 | 118 | 113 | 60-140 | 5 | 30 | |
| n-Propylbenzene | ug/L | ND | 20 | 20 | 23.7 | 23.0 | 118 | 115 | 60-140 | 3 | 30 | |
| Naphthalene | ug/L | ND | 20 | 20 | 18.3 | 17.1 | 92 | 85 | 60-140 | 7 | 30 | |
| o-Xylene | ug/L | ND | 20 | 20 | 23.9 | 23.4 | 119 | 117 | 60-140 | 2 | 30 | |
| sec-Butylbenzene | ug/L | ND | 20 | 20 | 23.5 | 23.0 | 117 | 115 | 60-140 | 2 | 30 | |
| Styrene | ug/L | ND | 20 | 20 | 22.6 | 22.0 | 113 | 110 | 60-140 | 3 | 30 | |
| tert-Butylbenzene | ug/L | ND | 20 | 20 | 20.2 | 19.6 | 101 | 98 | 60-140 | 3 | 30 | |
| Tetrachloroethene | ug/L | ND | 20 | 20 | 21.7 | 21.8 | 108 | 109 | 60-140 | 0 | 30 | |
| Toluene | ug/L | ND | 20 | 20 | 24.4 | 24.6 | 122 | 123 | 60-140 | 1 | 30 | |
| trans-1,2-Dichloroethene | ug/L | ND | 20 | 20 | 23.5 | 23.4 | 117 | 117 | 60-140 | 0 | 30 | |
| trans-1,3-Dichloropropene | ug/L | ND | 20 | 20 | 22.6 | 22.3 | 113 | 112 | 60-140 | 1 | 30 | |
| Trichloroethene | ug/L | ND | 20 | 20 | 24.1 | 24.3 | 120 | 121 | 60-140 | 1 | 30 | |
| Trichlorofluoromethane | ug/L | ND | 20 | 20 | 16.8 | 17.4 | 84 | 87 | 60-140 | 3 | 30 | |
| Vinyl chloride | ug/L | ND | 20 | 20 | 23.3 | 23.3 | 117 | 116 | 60-140 | 0 | 30 | |
| 1,2-Dichloroethane-d4 (S) | % | | | | | | 81 | 82 | 70-130 | | | |
| 4-Bromofluorobenzene (S) | % | | | | | | 95 | 97 | 70-130 | | | |
| Toluene-d8 (S) | % | | | | | | 100 | 100 | 70-130 | | | |

**Results presented on this page are in the units indicated by the "Units" column except where an alternate unit is presented to the right of the result.**

## REPORT OF LABORATORY ANALYSIS

This report shall not be reproduced, except in full,
without the written consent of Pace Analytical Services, LLC.

**Pace Analytical Services, LLC**
9800 Kincey Ave. Suite 100
Huntersville, NC 28078
(704)875-9092

## QUALITY CONTROL DATA

Project: CPC HUNTERSVILLE-60639876
Pace Project No.: 92581742

QC Batch: 670908
QC Batch Method: SM 6200B
Analysis Method: SM 6200B
Analysis Description: 6200B MSV
Laboratory: Pace Analytical Services - Charlotte
Associated Lab Samples: 92581742001, 92581742002, 92581742003, 92581742004, 92581742005, 92581742006, 92581742007, 92581742008, 92581742009, 92581742010, 92581742011, 92581742012, 92581742013, 92581742015, 92581742016

METHOD BLANK: 3512904
Matrix: Water
Associated Lab Samples: 92581742001, 92581742002, 92581742003, 92581742004, 92581742005, 92581742006, 92581742007, 92581742008, 92581742009, 92581742010, 92581742011, 92581742012, 92581742013, 92581742015, 92581742016

| Parameter | Units | Blank Result | Reporting Limit | MDL | Analyzed | Qualifiers |
|---|---|---|---|---|---|---|
| 1,1,1,2-Tetrachloroethane | ug/L | ND | 0.50 | 0.31 | 01/11/22 14:25 | |
| 1,1,1-Trichloroethane | ug/L | ND | 0.50 | 0.33 | 01/11/22 14:25 | |
| 1,1,2,2-Tetrachloroethane | ug/L | ND | 0.50 | 0.22 | 01/11/22 14:25 | |
| 1,1,2-Trichloroethane | ug/L | ND | 0.50 | 0.32 | 01/11/22 14:25 | |
| 1,1-Dichloroethane | ug/L | ND | 0.50 | 0.37 | 01/11/22 14:25 | |
| 1,1-Dichloroethene | ug/L | ND | 0.50 | 0.35 | 01/11/22 14:25 | |
| 1,1-Dichloropropene | ug/L | ND | 0.50 | 0.43 | 01/11/22 14:25 | |
| 1,2,3-Trichlorobenzene | ug/L | ND | 2.0 | 0.81 | 01/11/22 14:25 | |
| 1,2,3-Trichloropropane | ug/L | ND | 0.50 | 0.26 | 01/11/22 14:25 | |
| 1,2,4-Trichlorobenzene | ug/L | ND | 2.0 | 0.64 | 01/11/22 14:25 | |
| 1,2,4-Trimethylbenzene | ug/L | ND | 0.50 | 0.50 | 01/11/22 14:25 | |
| 1,2-Dibromo-3-chloropropane | ug/L | ND | 1.0 | 0.34 | 01/11/22 14:25 | |
| 1,2-Dibromoethane (EDB) | ug/L | ND | 0.50 | 0.27 | 01/11/22 14:25 | |
| 1,2-Dichlorobenzene | ug/L | ND | 0.50 | 0.34 | 01/11/22 14:25 | |
| 1,2-Dichloroethane | ug/L | ND | 0.50 | 0.32 | 01/11/22 14:25 | |
| 1,2-Dichloropropane | ug/L | ND | 0.50 | 0.36 | 01/11/22 14:25 | |
| 1,3,5-Trimethylbenzene | ug/L | ND | 0.50 | 0.33 | 01/11/22 14:25 | |
| 1,3-Dichlorobenzene | ug/L | ND | 0.50 | 0.34 | 01/11/22 14:25 | |
| 1,3-Dichloropropane | ug/L | ND | 0.50 | 0.28 | 01/11/22 14:25 | |
| 1,4-Dichlorobenzene | ug/L | ND | 0.50 | 0.33 | 01/11/22 14:25 | |
| 2,2-Dichloropropane | ug/L | ND | 0.50 | 0.39 | 01/11/22 14:25 | |
| 2-Chlorotoluene | ug/L | ND | 0.50 | 0.32 | 01/11/22 14:25 | |
| 4-Chlorotoluene | ug/L | ND | 0.50 | 0.32 | 01/11/22 14:25 | |
| Benzene | ug/L | ND | 0.50 | 0.34 | 01/11/22 14:25 | |
| Bromobenzene | ug/L | ND | 0.50 | 0.29 | 01/11/22 14:25 | |
| Bromochloromethane | ug/L | ND | 0.50 | 0.47 | 01/11/22 14:25 | |
| Bromodichloromethane | ug/L | ND | 0.50 | 0.31 | 01/11/22 14:25 | |
| Bromoform | ug/L | ND | 0.50 | 0.34 | 01/11/22 14:25 | |
| Bromomethane | ug/L | ND | 5.0 | 1.7 | 01/11/22 14:25 | |
| Carbon tetrachloride | ug/L | ND | 0.50 | 0.33 | 01/11/22 14:25 | |
| Chlorobenzene | ug/L | ND | 0.50 | 0.28 | 01/11/22 14:25 | |
| Chloroethane | ug/L | ND | 1.0 | 0.65 | 01/11/22 14:25 | |
| Chloroform | ug/L | ND | 0.50 | 0.35 | 01/11/22 14:25 | |
| Chloromethane | ug/L | ND | 1.0 | 0.54 | 01/11/22 14:25 | |
| cis-1,2-Dichloroethene | ug/L | ND | 0.50 | 0.38 | 01/11/22 14:25 | |
| cis-1,3-Dichloropropene | ug/L | ND | 0.50 | 0.36 | 01/11/22 14:25 | |
| Dibromochloromethane | ug/L | ND | 0.50 | 0.36 | 01/11/22 14:25 | |

**Results presented on this page are in the units indicated by the "Units" column except where an alternate unit is presented to the right of the result.**

## REPORT OF LABORATORY ANALYSIS

This report shall not be reproduced, except in full,
without the written consent of Pace Analytical Services, LLC.

**Pace Analytical Services, LLC**
9800 Kincey Ave. Suite 100
Huntersville, NC 28078
(704)875-9092

## QUALITY CONTROL DATA

Project: CPC HUNTERSVILLE-60639876
Pace Project No.: 92581742

METHOD BLANK: 3512904 Matrix: Water

Associated Lab Samples: 92581742001, 92581742002, 92581742003, 92581742004, 92581742005, 92581742006, 92581742007, 92581742008, 92581742009, 92581742010, 92581742011, 92581742012, 92581742013, 92581742015, 92581742016

| Parameter | Units | Blank Result | Reporting Limit | MDL | Analyzed | Qualifiers |
|---|---|---|---|---|---|---|
| Dibromomethane | ug/L | ND | 0.50 | 0.39 | 01/11/22 14:25 | |
| Dichlorodifluoromethane | ug/L | ND | 0.50 | 0.35 | 01/11/22 14:25 | |
| Diisopropyl ether | ug/L | ND | 0.50 | 0.31 | 01/11/22 14:25 | |
| Ethylbenzene | ug/L | ND | 0.50 | 0.30 | 01/11/22 14:25 | |
| Hexachloro-1,3-butadiene | ug/L | ND | 2.0 | 1.5 | 01/11/22 14:25 | |
| Isopropylbenzene (Cumene) | ug/L | ND | 0.50 | 0.33 | 01/11/22 14:25 | |
| m&p-Xylene | ug/L | ND | 1.0 | 0.71 | 01/11/22 14:25 | |
| Methyl-tert-butyl ether | ug/L | ND | 0.50 | 0.42 | 01/11/22 14:25 | |
| Methylene Chloride | ug/L | ND | 2.0 | 2.0 | 01/11/22 14:25 | |
| n-Butylbenzene | ug/L | ND | 0.50 | 0.49 | 01/11/22 14:25 | |
| n-Propylbenzene | ug/L | ND | 0.50 | 0.34 | 01/11/22 14:25 | |
| Naphthalene | ug/L | ND | 2.0 | 0.64 | 01/11/22 14:25 | |
| o-Xylene | ug/L | ND | 0.50 | 0.34 | 01/11/22 14:25 | |
| sec-Butylbenzene | ug/L | ND | 0.50 | 0.40 | 01/11/22 14:25 | |
| Styrene | ug/L | ND | 0.50 | 0.29 | 01/11/22 14:25 | |
| tert-Butylbenzene | ug/L | ND | 0.50 | 0.32 | 01/11/22 14:25 | |
| Tetrachloroethene | ug/L | ND | 0.50 | 0.29 | 01/11/22 14:25 | |
| Toluene | ug/L | ND | 0.50 | 0.48 | 01/11/22 14:25 | |
| trans-1,2-Dichloroethene | ug/L | ND | 0.50 | 0.40 | 01/11/22 14:25 | |
| trans-1,3-Dichloropropene | ug/L | ND | 0.50 | 0.36 | 01/11/22 14:25 | |
| Trichloroethene | ug/L | ND | 0.50 | 0.38 | 01/11/22 14:25 | |
| Trichlorofluoromethane | ug/L | ND | 1.0 | 0.30 | 01/11/22 14:25 | |
| Vinyl chloride | ug/L | ND | 1.0 | 0.39 | 01/11/22 14:25 | |
| 1,2-Dichloroethane-d4 (S) | % | 98 | 70-130 | | 01/11/22 14:25 | |
| 4-Bromofluorobenzene (S) | % | 103 | 70-130 | | 01/11/22 14:25 | |
| Toluene-d8 (S) | % | 102 | 70-130 | | 01/11/22 14:25 | |

LABORATORY CONTROL SAMPLE: 3512905

| Parameter | Units | Spike Conc. | LCS Result | LCS % Rec | % Rec Limits | Qualifiers |
|---|---|---|---|---|---|---|
| 1,1,1,2-Tetrachloroethane | ug/L | 50 | 53.5 | 107 | 60-140 | |
| 1,1,1-Trichloroethane | ug/L | 50 | 51.7 | 103 | 60-140 | |
| 1,1,2,2-Tetrachloroethane | ug/L | 50 | 51.6 | 103 | 60-140 | |
| 1,1,2-Trichloroethane | ug/L | 50 | 51.7 | 103 | 60-140 | |
| 1,1-Dichloroethane | ug/L | 50 | 49.7 | 99 | 60-140 | |
| 1,1-Dichloroethene | ug/L | 50 | 48.8 | 98 | 60-140 | |
| 1,1-Dichloropropene | ug/L | 50 | 55.2 | 110 | 60-140 | |
| 1,2,3-Trichlorobenzene | ug/L | 50 | 55.7 | 111 | 60-140 | |
| 1,2,3-Trichloropropane | ug/L | 50 | 49.5 | 99 | 60-140 | |
| 1,2,4-Trichlorobenzene | ug/L | 50 | 55.0 | 110 | 60-140 | |
| 1,2,4-Trimethylbenzene | ug/L | 50 | 52.5 | 105 | 60-140 | |
| 1,2-Dibromo-3-chloropropane | ug/L | 50 | 55.2 | 110 | 60-140 | |

**Results presented on this page are in the units indicated by the "Units" column except where an alternate unit is presented to the right of the result.**

## REPORT OF LABORATORY ANALYSIS

This report shall not be reproduced, except in full,
without the written consent of Pace Analytical Services, LLC.

**Pace Analytical Services, LLC**
9800 Kincey Ave. Suite 100
Huntersville, NC 28078
(704)875-9092

## QUALITY CONTROL DATA

Project: CPC HUNTERSVILLE-60639876
Pace Project No.: 92581742

LABORATORY CONTROL SAMPLE: 3512905

| Parameter | Units | Spike Conc. | LCS Result | LCS % Rec | % Rec Limits | Qualifiers |
|---|---|---|---|---|---|---|
| 1,2-Dibromoethane (EDB) | ug/L | 50 | 53.9 | 108 | 60-140 | |
| 1,2-Dichlorobenzene | ug/L | 50 | 50.3 | 101 | 60-140 | |
| 1,2-Dichloroethane | ug/L | 50 | 49.3 | 99 | 60-140 | |
| 1,2-Dichloropropane | ug/L | 50 | 52.8 | 106 | 60-140 | |
| 1,3,5-Trimethylbenzene | ug/L | 50 | 52.4 | 105 | 60-140 | |
| 1,3-Dichlorobenzene | ug/L | 50 | 50.9 | 102 | 60-140 | |
| 1,3-Dichloropropane | ug/L | 50 | 53.3 | 107 | 60-140 | |
| 1,4-Dichlorobenzene | ug/L | 50 | 51.4 | 103 | 60-140 | |
| 2,2-Dichloropropane | ug/L | 50 | 56.6 | 113 | 60-140 | |
| 2-Chlorotoluene | ug/L | 50 | 51.1 | 102 | 60-140 | |
| 4-Chlorotoluene | ug/L | 50 | 49.5 | 99 | 60-140 | |
| Benzene | ug/L | 50 | 48.9 | 98 | 60-140 | |
| Bromobenzene | ug/L | 50 | 51.5 | 103 | 60-140 | |
| Bromochloromethane | ug/L | 50 | 51.0 | 102 | 60-140 | |
| Bromodichloromethane | ug/L | 50 | 51.1 | 102 | 60-140 | |
| Bromoform | ug/L | 50 | 53.2 | 106 | 60-140 | |
| Bromomethane | ug/L | 50 | 52.8 | 106 | 60-140 | |
| Carbon tetrachloride | ug/L | 50 | 50.9 | 102 | 60-140 | |
| Chlorobenzene | ug/L | 50 | 50.9 | 102 | 60-140 | |
| Chloroethane | ug/L | 50 | 49.8 | 100 | 60-140 | |
| Chloroform | ug/L | 50 | 45.8 | 92 | 60-140 | |
| Chloromethane | ug/L | 50 | 48.2 | 96 | 60-140 | |
| cis-1,2-Dichloroethene | ug/L | 50 | 49.3 | 99 | 60-140 | |
| cis-1,3-Dichloropropene | ug/L | 50 | 54.1 | 108 | 60-140 | |
| Dibromochloromethane | ug/L | 50 | 54.5 | 109 | 60-140 | |
| Dibromomethane | ug/L | 50 | 49.1 | 98 | 60-140 | |
| Dichlorodifluoromethane | ug/L | 50 | 48.3 | 97 | 60-140 | |
| Diisopropyl ether | ug/L | 50 | 52.5 | 105 | 60-140 | |
| Ethylbenzene | ug/L | 50 | 50.3 | 101 | 60-140 | |
| Hexachloro-1,3-butadiene | ug/L | 50 | 53.6 | 107 | 60-140 | |
| Isopropylbenzene (Cumene) | ug/L | 50 | 51.0 | 102 | 60-140 | |
| m&p-Xylene | ug/L | 100 | 99.5 | 100 | 60-140 | |
| Methyl-tert-butyl ether | ug/L | 50 | 56.0 | 112 | 60-140 | |
| Methylene Chloride | ug/L | 50 | 48.0 | 96 | 60-140 | |
| n-Butylbenzene | ug/L | 50 | 53.7 | 107 | 60-140 | |
| n-Propylbenzene | ug/L | 50 | 50.3 | 101 | 60-140 | |
| Naphthalene | ug/L | 50 | 54.1 | 108 | 60-140 | |
| o-Xylene | ug/L | 50 | 49.0 | 98 | 60-140 | |
| sec-Butylbenzene | ug/L | 50 | 50.5 | 101 | 60-140 | |
| Styrene | ug/L | 50 | 51.8 | 104 | 60-140 | |
| tert-Butylbenzene | ug/L | 50 | 42.3 | 85 | 60-140 | |
| Tetrachloroethene | ug/L | 50 | 48.8 | 98 | 60-140 | |
| Toluene | ug/L | 50 | 46.4 | 93 | 60-140 | |
| trans-1,2-Dichloroethene | ug/L | 50 | 51.3 | 103 | 60-140 | |
| trans-1,3-Dichloropropene | ug/L | 50 | 52.5 | 105 | 60-140 | |
| Trichloroethene | ug/L | 50 | 52.7 | 105 | 60-140 | |
| Trichlorofluoromethane | ug/L | 50 | 47.0 | 94 | 60-140 | |

**Results presented on this page are in the units indicated by the "Units" column except where an alternate unit is presented to the right of the result.**

## REPORT OF LABORATORY ANALYSIS

This report shall not be reproduced, except in full,
without the written consent of Pace Analytical Services, LLC.

Pace Analytical Services, LLC
9800 Kincey Ave. Suite 100
Huntersville, NC 28078
(704)875-9092

## QUALITY CONTROL DATA

Project: CPC HUNTERSVILLE-60639876
Pace Project No.: 92581742

LABORATORY CONTROL SAMPLE: 3512905

| Parameter | Units | Spike Conc. | LCS Result | LCS % Rec | % Rec Limits | Qualifiers |
|---|---|---|---|---|---|---|
| Vinyl chloride | ug/L | 50 | 50.2 | 100 | 60-140 | |
| 1,2-Dichloroethane-d4 (S) | % | | | 95 | 70-130 | |
| 4-Bromofluorobenzene (S) | % | | | 98 | 70-130 | |
| Toluene-d8 (S) | % | | | 97 | 70-130 | |

MATRIX SPIKE & MATRIX SPIKE DUPLICATE: 3512906 3512907

| Parameter | Units | 92581742013 Result | MS Spike Conc. | MSD Spike Conc. | MS Result | MSD Result | MS % Rec | MSD % Rec | % Rec Limits | RPD | Max RPD | Qual |
|---|---|---|---|---|---|---|---|---|---|---|---|---|
| 1,1,1,2-Tetrachloroethane | ug/L | ND | 20 | 20 | 19.6 | 17.8 | 98 | 89 | 60-140 | 10 | 30 | |
| 1,1,1-Trichloroethane | ug/L | ND | 20 | 20 | 19.4 | 17.7 | 97 | 88 | 60-140 | 9 | 30 | |
| 1,1,2,2-Tetrachloroethane | ug/L | ND | 20 | 20 | 19.5 | 17.9 | 97 | 90 | 60-140 | 8 | 30 | |
| 1,1,2-Trichloroethane | ug/L | ND | 20 | 20 | 23.0 | 20.8 | 115 | 104 | 60-140 | 10 | 30 | |
| 1,1-Dichloroethane | ug/L | ND | 20 | 20 | 22.1 | 20.1 | 110 | 101 | 60-140 | 9 | 30 | |
| 1,1-Dichloroethene | ug/L | ND | 20 | 20 | 21.6 | 19.5 | 108 | 98 | 60-140 | 10 | 30 | |
| 1,1-Dichloropropene | ug/L | ND | 20 | 20 | 20.9 | 18.8 | 105 | 94 | 60-140 | 11 | 30 | |
| 1,2,3-Trichlorobenzene | ug/L | ND | 20 | 20 | 17.3 | 17.2 | 86 | 86 | 60-140 | 0 | 30 | |
| 1,2,3-Trichloropropane | ug/L | ND | 20 | 20 | 18.6 | 16.5 | 93 | 82 | 60-140 | 12 | 30 | |
| 1,2,4-Trichlorobenzene | ug/L | ND | 20 | 20 | 18.9 | 17.8 | 94 | 89 | 60-140 | 6 | 30 | |
| 1,2,4-Trimethylbenzene | ug/L | ND | 20 | 20 | 21.2 | 18.8 | 106 | 94 | 60-140 | 12 | 30 | |
| 1,2-Dibromo-3-chloropropane | ug/L | ND | 20 | 20 | 15.6 | 14.7 | 78 | 74 | 60-140 | 6 | 30 | |
| 1,2-Dibromoethane (EDB) | ug/L | ND | 20 | 20 | 20.9 | 18.6 | 105 | 93 | 60-140 | 12 | 30 | |
| 1,2-Dichlorobenzene | ug/L | ND | 20 | 20 | 20.1 | 18.0 | 101 | 90 | 60-140 | 11 | 30 | |
| 1,2-Dichloroethane | ug/L | ND | 20 | 20 | 18.2 | 16.4 | 91 | 82 | 60-140 | 10 | 30 | |
| 1,2-Dichloropropane | ug/L | ND | 20 | 20 | 21.9 | 20.2 | 110 | 101 | 60-140 | 8 | 30 | |
| 1,3,5-Trimethylbenzene | ug/L | ND | 20 | 20 | 21.3 | 18.9 | 106 | 95 | 60-140 | 12 | 30 | |
| 1,3-Dichlorobenzene | ug/L | ND | 20 | 20 | 19.7 | 18.2 | 99 | 91 | 60-140 | 8 | 30 | |
| 1,3-Dichloropropane | ug/L | ND | 20 | 20 | 20.0 | 18.5 | 100 | 92 | 60-140 | 8 | 30 | |
| 1,4-Dichlorobenzene | ug/L | ND | 20 | 20 | 19.5 | 18.4 | 98 | 92 | 60-140 | 6 | 30 | |
| 2,2-Dichloropropane | ug/L | ND | 20 | 20 | 19.4 | 16.6 | 97 | 83 | 60-140 | 16 | 30 | |
| 2-Chlorotoluene | ug/L | ND | 20 | 20 | 20.7 | 18.9 | 103 | 95 | 60-140 | 9 | 30 | |
| 4-Chlorotoluene | ug/L | ND | 20 | 20 | 19.6 | 17.6 | 98 | 88 | 60-140 | 11 | 30 | |
| Benzene | ug/L | ND | 20 | 20 | 23.4 | 20.9 | 117 | 105 | 60-140 | 11 | 30 | |
| Bromobenzene | ug/L | ND | 20 | 20 | 20.5 | 18.8 | 103 | 94 | 60-140 | 9 | 30 | |
| Bromochloromethane | ug/L | ND | 20 | 20 | 22.9 | 21.2 | 114 | 106 | 60-140 | 8 | 30 | |
| Bromodichloromethane | ug/L | ND | 20 | 20 | 20.0 | 17.8 | 100 | 89 | 60-140 | 12 | 30 | |
| Bromoform | ug/L | ND | 20 | 20 | 17.7 | 16.0 | 89 | 80 | 60-140 | 10 | 30 | |
| Bromomethane | ug/L | ND | 20 | 20 | 12.5 | 17.1 | 63 | 86 | 60-140 | 31 | 30 | R1 |
| Carbon tetrachloride | ug/L | ND | 20 | 20 | 18.3 | 16.1 | 91 | 81 | 60-140 | 13 | 30 | |
| Chlorobenzene | ug/L | ND | 20 | 20 | 21.9 | 20.0 | 109 | 100 | 60-140 | 9 | 30 | |
| Chloroethane | ug/L | ND | 20 | 20 | 25.5 | 23.2 | 127 | 116 | 60-140 | 9 | 30 | |
| Chloroform | ug/L | ND | 20 | 20 | 21.3 | 19.0 | 107 | 95 | 60-140 | 12 | 30 | |
| Chloromethane | ug/L | ND | 20 | 20 | 19.0 | 17.2 | 95 | 86 | 60-140 | 10 | 30 | |
| cis-1,2-Dichloroethene | ug/L | ND | 20 | 20 | 20.9 | 18.3 | 105 | 91 | 60-140 | 14 | 30 | |

**Results presented on this page are in the units indicated by the "Units" column except where an alternate unit is presented to the right of the result.**

## REPORT OF LABORATORY ANALYSIS

This report shall not be reproduced, except in full,
without the written consent of Pace Analytical Services, LLC.

**Pace Analytical Services, LLC**
9800 Kincey Ave. Suite 100
Huntersville, NC 28078
(704)875-9092

## QUALITY CONTROL DATA

Project: CPC HUNTERSVILLE-60639876
Pace Project No.: 92581742

MATRIX SPIKE & MATRIX SPIKE DUPLICATE: 3512906 3512907

| Parameter | Units | 92581742013 Result | MS Spike Conc. | MSD Spike Conc. | MS Result | MSD Result | MS % Rec | MSD % Rec | % Rec Limits | RPD | Max RPD | Qual |
|---|---|---|---|---|---|---|---|---|---|---|---|---|
| cis-1,3-Dichloropropene | ug/L | ND | 20 | 20 | 20.4 | 18.2 | 102 | 91 | 60-140 | 12 | 30 | |
| Dibromochloromethane | ug/L | ND | 20 | 20 | 19.3 | 17.9 | 97 | 90 | 60-140 | 8 | 30 | |
| Dibromomethane | ug/L | ND | 20 | 20 | 23.3 | 21.4 | 117 | 107 | 60-140 | 9 | 30 | |
| Dichlorodifluoromethane | ug/L | ND | 20 | 20 | 16.6 | 14.5 | 83 | 73 | 60-140 | 13 | 30 | |
| Diisopropyl ether | ug/L | ND | 20 | 20 | 19.6 | 17.7 | 98 | 89 | 60-140 | 10 | 30 | |
| Ethylbenzene | ug/L | ND | 20 | 20 | 21.7 | 19.8 | 109 | 99 | 60-140 | 9 | 30 | |
| Hexachloro-1,3-butadiene | ug/L | ND | 20 | 20 | 17.5 | 15.8 | 88 | 79 | 60-140 | 11 | 30 | |
| Isopropylbenzene (Cumene) | ug/L | ND | 20 | 20 | 22.4 | 20.4 | 112 | 102 | 60-140 | 9 | 30 | |
| m&p-Xylene | ug/L | ND | 40 | 40 | 43.3 | 39.3 | 108 | 98 | 60-140 | 10 | 30 | |
| Methyl-tert-butyl ether | ug/L | ND | 20 | 20 | 20.5 | 18.5 | 102 | 92 | 60-140 | 11 | 30 | |
| Methylene Chloride | ug/L | ND | 20 | 20 | 18.7 | 16.4 | 94 | 82 | 60-140 | 13 | 30 | |
| n-Butylbenzene | ug/L | ND | 20 | 20 | 19.3 | 17.9 | 97 | 90 | 60-140 | 8 | 30 | |
| n-Propylbenzene | ug/L | ND | 20 | 20 | 20.9 | 18.8 | 104 | 94 | 60-140 | 10 | 30 | |
| Naphthalene | ug/L | ND | 20 | 20 | 15.5 | 14.8 | 77 | 74 | 60-140 | 5 | 30 | |
| o-Xylene | ug/L | ND | 20 | 20 | 21.8 | 19.7 | 109 | 98 | 60-140 | 10 | 30 | |
| sec-Butylbenzene | ug/L | ND | 20 | 20 | 20.6 | 18.7 | 103 | 93 | 60-140 | 10 | 30 | |
| Styrene | ug/L | ND | 20 | 20 | 20.4 | 18.8 | 102 | 94 | 60-140 | 8 | 30 | |
| tert-Butylbenzene | ug/L | ND | 20 | 20 | 17.7 | 16.1 | 89 | 80 | 60-140 | 10 | 30 | |
| Tetrachloroethene | ug/L | ND | 20 | 20 | 19.8 | 17.9 | 99 | 90 | 60-140 | 10 | 30 | |
| Toluene | ug/L | ND | 20 | 20 | 23.4 | 21.2 | 117 | 106 | 60-140 | 10 | 30 | |
| trans-1,2-Dichloroethene | ug/L | ND | 20 | 20 | 22.0 | 20.0 | 110 | 100 | 60-140 | 9 | 30 | |
| trans-1,3-Dichloropropene | ug/L | ND | 20 | 20 | 20.2 | 18.0 | 101 | 90 | 60-140 | 12 | 30 | |
| Trichloroethene | ug/L | ND | 20 | 20 | 23.1 | 20.6 | 116 | 103 | 60-140 | 11 | 30 | |
| Trichlorofluoromethane | ug/L | ND | 20 | 20 | 18.6 | 15.9 | 93 | 80 | 60-140 | 15 | 30 | |
| Vinyl chloride | ug/L | ND | 20 | 20 | 22.5 | 20.3 | 112 | 101 | 60-140 | 10 | 30 | |
| 1,2-Dichloroethane-d4 (S) | % | | | | | | 83 | 83 | 70-130 | | | |
| 4-Bromofluorobenzene (S) | % | | | | | | 98 | 96 | 70-130 | | | |
| Toluene-d8 (S) | % | | | | | | 101 | 102 | 70-130 | | | |

**Results presented on this page are in the units indicated by the "Units" column except where an alternate unit is presented to the right of the result.**

## REPORT OF LABORATORY ANALYSIS

This report shall not be reproduced, except in full,
without the written consent of Pace Analytical Services, LLC.

Pace Analytical Services, LLC
9800 Kincey Ave. Suite 100
Huntersville, NC 28078
(704)875-9092

## QUALITY CONTROL DATA

Project: CPC HUNTERSVILLE-60639876
Pace Project No.: 92581742

QC Batch: 671252
QC Batch Method: SM 6200B
Analysis Method: SM 6200B
Analysis Description: 6200B MSV
Laboratory: Pace Analytical Services - Charlotte
Associated Lab Samples: 92581742014, 92581742017

METHOD BLANK: 3514443 Matrix: Water
Associated Lab Samples: 92581742014, 92581742017

| Parameter | Units | Blank Result | Reporting Limit | MDL | Analyzed | Qualifiers |
|---|---|---|---|---|---|---|
| 1,1,1,2-Tetrachloroethane | ug/L | ND | 0.50 | 0.31 | 01/12/22 13:12 | |
| 1,1,1-Trichloroethane | ug/L | ND | 0.50 | 0.33 | 01/12/22 13:12 | |
| 1,1,2,2-Tetrachloroethane | ug/L | ND | 0.50 | 0.22 | 01/12/22 13:12 | |
| 1,1,2-Trichloroethane | ug/L | ND | 0.50 | 0.32 | 01/12/22 13:12 | |
| 1,1-Dichloroethane | ug/L | ND | 0.50 | 0.37 | 01/12/22 13:12 | |
| 1,1-Dichloroethene | ug/L | ND | 0.50 | 0.35 | 01/12/22 13:12 | |
| 1,1-Dichloropropene | ug/L | ND | 0.50 | 0.43 | 01/12/22 13:12 | |
| 1,2,3-Trichlorobenzene | ug/L | ND | 2.0 | 0.81 | 01/12/22 13:12 | |
| 1,2,3-Trichloropropane | ug/L | ND | 0.50 | 0.26 | 01/12/22 13:12 | |
| 1,2,4-Trichlorobenzene | ug/L | ND | 2.0 | 0.64 | 01/12/22 13:12 | |
| 1,2,4-Trimethylbenzene | ug/L | ND | 0.50 | 0.50 | 01/12/22 13:12 | |
| 1,2-Dibromo-3-chloropropane | ug/L | ND | 1.0 | 0.34 | 01/12/22 13:12 | |
| 1,2-Dibromoethane (EDB) | ug/L | ND | 0.50 | 0.27 | 01/12/22 13:12 | |
| 1,2-Dichlorobenzene | ug/L | ND | 0.50 | 0.34 | 01/12/22 13:12 | |
| 1,2-Dichloroethane | ug/L | ND | 0.50 | 0.32 | 01/12/22 13:12 | |
| 1,2-Dichloropropane | ug/L | ND | 0.50 | 0.36 | 01/12/22 13:12 | |
| 1,3,5-Trimethylbenzene | ug/L | ND | 0.50 | 0.33 | 01/12/22 13:12 | |
| 1,3-Dichlorobenzene | ug/L | ND | 0.50 | 0.34 | 01/12/22 13:12 | |
| 1,3-Dichloropropane | ug/L | ND | 0.50 | 0.28 | 01/12/22 13:12 | |
| 1,4-Dichlorobenzene | ug/L | ND | 0.50 | 0.33 | 01/12/22 13:12 | |
| 2,2-Dichloropropane | ug/L | ND | 0.50 | 0.39 | 01/12/22 13:12 | |
| 2-Chlorotoluene | ug/L | ND | 0.50 | 0.32 | 01/12/22 13:12 | |
| 4-Chlorotoluene | ug/L | ND | 0.50 | 0.32 | 01/12/22 13:12 | |
| Benzene | ug/L | ND | 0.50 | 0.34 | 01/12/22 13:12 | |
| Bromobenzene | ug/L | ND | 0.50 | 0.29 | 01/12/22 13:12 | |
| Bromochloromethane | ug/L | ND | 0.50 | 0.47 | 01/12/22 13:12 | |
| Bromodichloromethane | ug/L | ND | 0.50 | 0.31 | 01/12/22 13:12 | |
| Bromoform | ug/L | ND | 0.50 | 0.34 | 01/12/22 13:12 | |
| Bromomethane | ug/L | ND | 5.0 | 1.7 | 01/12/22 13:12 | |
| Carbon tetrachloride | ug/L | ND | 0.50 | 0.33 | 01/12/22 13:12 | |
| Chlorobenzene | ug/L | ND | 0.50 | 0.28 | 01/12/22 13:12 | |
| Chloroethane | ug/L | ND | 1.0 | 0.65 | 01/12/22 13:12 | |
| Chloroform | ug/L | ND | 0.50 | 0.35 | 01/12/22 13:12 | |
| Chloromethane | ug/L | ND | 1.0 | 0.54 | 01/12/22 13:12 | |
| cis-1,2-Dichloroethene | ug/L | ND | 0.50 | 0.38 | 01/12/22 13:12 | |
| cis-1,3-Dichloropropene | ug/L | ND | 0.50 | 0.36 | 01/12/22 13:12 | |
| Dibromochloromethane | ug/L | ND | 0.50 | 0.36 | 01/12/22 13:12 | |
| Dibromomethane | ug/L | ND | 0.50 | 0.39 | 01/12/22 13:12 | |
| Dichlorodifluoromethane | ug/L | ND | 0.50 | 0.35 | 01/12/22 13:12 | |
| Diisopropyl ether | ug/L | ND | 0.50 | 0.31 | 01/12/22 13:12 | |

**Results presented on this page are in the units indicated by the "Units" column except where an alternate unit is presented to the right of the result.**

## REPORT OF LABORATORY ANALYSIS

This report shall not be reproduced, except in full,
without the written consent of Pace Analytical Services, LLC.

**Pace Analytical Services, LLC**
9800 Kincey Ave. Suite 100
Huntersville, NC 28078
(704)875-9092

## QUALITY CONTROL DATA

Project: CPC HUNTERSVILLE-60639876
Pace Project No.: 92581742

METHOD BLANK: 3514443 Matrix: Water
Associated Lab Samples: 92581742014, 92581742017

| Parameter | Units | Blank Result | Reporting Limit | MDL | Analyzed | Qualifiers |
|---|---|---|---|---|---|---|
| Ethylbenzene | ug/L | ND | 0.50 | 0.30 | 01/12/22 13:12 | |
| Hexachloro-1,3-butadiene | ug/L | ND | 2.0 | 1.5 | 01/12/22 13:12 | |
| Isopropylbenzene (Cumene) | ug/L | ND | 0.50 | 0.33 | 01/12/22 13:12 | |
| m&p-Xylene | ug/L | ND | 1.0 | 0.71 | 01/12/22 13:12 | |
| Methyl-tert-butyl ether | ug/L | ND | 0.50 | 0.42 | 01/12/22 13:12 | |
| Methylene Chloride | ug/L | ND | 2.0 | 2.0 | 01/12/22 13:12 | |
| n-Butylbenzene | ug/L | ND | 0.50 | 0.49 | 01/12/22 13:12 | |
| n-Propylbenzene | ug/L | ND | 0.50 | 0.34 | 01/12/22 13:12 | |
| Naphthalene | ug/L | ND | 2.0 | 0.64 | 01/12/22 13:12 | |
| o-Xylene | ug/L | ND | 0.50 | 0.34 | 01/12/22 13:12 | |
| sec-Butylbenzene | ug/L | ND | 0.50 | 0.40 | 01/12/22 13:12 | |
| Styrene | ug/L | ND | 0.50 | 0.29 | 01/12/22 13:12 | |
| tert-Butylbenzene | ug/L | ND | 0.50 | 0.32 | 01/12/22 13:12 | |
| Tetrachloroethene | ug/L | ND | 0.50 | 0.29 | 01/12/22 13:12 | |
| Toluene | ug/L | ND | 0.50 | 0.48 | 01/12/22 13:12 | |
| trans-1,2-Dichloroethene | ug/L | ND | 0.50 | 0.40 | 01/12/22 13:12 | |
| trans-1,3-Dichloropropene | ug/L | ND | 0.50 | 0.36 | 01/12/22 13:12 | |
| Trichloroethene | ug/L | ND | 0.50 | 0.38 | 01/12/22 13:12 | |
| Trichlorofluoromethane | ug/L | ND | 1.0 | 0.30 | 01/12/22 13:12 | |
| Vinyl chloride | ug/L | ND | 1.0 | 0.39 | 01/12/22 13:12 | |
| 1,2-Dichloroethane-d4 (S) | % | 85 | 70-130 | | 01/12/22 13:12 | |
| 4-Bromofluorobenzene (S) | % | 95 | 70-130 | | 01/12/22 13:12 | |
| Toluene-d8 (S) | % | 104 | 70-130 | | 01/12/22 13:12 | |

LABORATORY CONTROL SAMPLE: 3514444

| Parameter | Units | Spike Conc. | LCS Result | LCS % Rec | % Rec Limits | Qualifiers |
|---|---|---|---|---|---|---|
| 1,1,1,2-Tetrachloroethane | ug/L | 50 | 46.4 | 93 | 60-140 | |
| 1,1,1-Trichloroethane | ug/L | 50 | 43.1 | 86 | 60-140 | |
| 1,1,2,2-Tetrachloroethane | ug/L | 50 | 47.4 | 95 | 60-140 | |
| 1,1,2-Trichloroethane | ug/L | 50 | 53.8 | 108 | 60-140 | |
| 1,1-Dichloroethane | ug/L | 50 | 49.4 | 99 | 60-140 | |
| 1,1-Dichloroethene | ug/L | 50 | 48.3 | 97 | 60-140 | |
| 1,1-Dichloropropene | ug/L | 50 | 46.8 | 94 | 60-140 | |
| 1,2,3-Trichlorobenzene | ug/L | 50 | 46.4 | 93 | 60-140 | |
| 1,2,3-Trichloropropane | ug/L | 50 | 41.8 | 84 | 60-140 | |
| 1,2,4-Trichlorobenzene | ug/L | 50 | 50.3 | 101 | 60-140 | |
| 1,2,4-Trimethylbenzene | ug/L | 50 | 50.1 | 100 | 60-140 | |
| 1,2-Dibromo-3-chloropropane | ug/L | 50 | 41.7 | 83 | 60-140 | |
| 1,2-Dibromoethane (EDB) | ug/L | 50 | 48.1 | 96 | 60-140 | |
| 1,2-Dichlorobenzene | ug/L | 50 | 50.3 | 101 | 60-140 | |
| 1,2-Dichloroethane | ug/L | 50 | 42.0 | 84 | 60-140 | |
| 1,2-Dichloropropane | ug/L | 50 | 50.3 | 101 | 60-140 | |
| 1,3,5-Trimethylbenzene | ug/L | 50 | 50.9 | 102 | 60-140 | |

**Results presented on this page are in the units indicated by the "Units" column except where an alternate unit is presented to the right of the result.**

## REPORT OF LABORATORY ANALYSIS

This report shall not be reproduced, except in full,
without the written consent of Pace Analytical Services, LLC.

**Pace Analytical Services, LLC**
9800 Kincey Ave. Suite 100
Huntersville, NC 28078
(704)875-9092

## QUALITY CONTROL DATA

Project: CPC HUNTERSVILLE-60639876
Pace Project No.: 92581742

LABORATORY CONTROL SAMPLE: 3514444

| Parameter | Units | Spike Conc. | LCS Result | LCS % Rec | % Rec Limits | Qualifiers |
|---|---|---|---|---|---|---|
| 1,3-Dichlorobenzene | ug/L | 50 | 49.7 | 99 | 60-140 | |
| 1,3-Dichloropropane | ug/L | 50 | 47.8 | 96 | 60-140 | |
| 1,4-Dichlorobenzene | ug/L | 50 | 49.3 | 99 | 60-140 | |
| 2,2-Dichloropropane | ug/L | 50 | 47.6 | 95 | 60-140 | |
| 2-Chlorotoluene | ug/L | 50 | 49.6 | 99 | 60-140 | |
| 4-Chlorotoluene | ug/L | 50 | 48.0 | 96 | 60-140 | |
| Benzene | ug/L | 50 | 51.9 | 104 | 60-140 | |
| Bromobenzene | ug/L | 50 | 49.3 | 99 | 60-140 | |
| Bromochloromethane | ug/L | 50 | 53.7 | 107 | 60-140 | |
| Bromodichloromethane | ug/L | 50 | 47.7 | 95 | 60-140 | |
| Bromoform | ug/L | 50 | 47.7 | 95 | 60-140 | |
| Bromomethane | ug/L | 50 | 50.5 | 101 | 60-140 | |
| Carbon tetrachloride | ug/L | 50 | 41.9 | 84 | 60-140 | |
| Chlorobenzene | ug/L | 50 | 51.1 | 102 | 60-140 | |
| Chloroethane | ug/L | 50 | 45.3 | 91 | 60-140 | |
| Chloroform | ug/L | 50 | 48.8 | 98 | 60-140 | |
| Chloromethane | ug/L | 50 | 44.6 | 89 | 60-140 | |
| cis-1,2-Dichloroethene | ug/L | 50 | 46.0 | 92 | 60-140 | |
| cis-1,3-Dichloropropene | ug/L | 50 | 49.1 | 98 | 60-140 | |
| Dibromochloromethane | ug/L | 50 | 49.4 | 99 | 60-140 | |
| Dibromomethane | ug/L | 50 | 53.1 | 106 | 60-140 | |
| Dichlorodifluoromethane | ug/L | 50 | 38.7 | 77 | 60-140 | |
| Diisopropyl ether | ug/L | 50 | 44.5 | 89 | 60-140 | |
| Ethylbenzene | ug/L | 50 | 50.0 | 100 | 60-140 | |
| Hexachloro-1,3-butadiene | ug/L | 50 | 43.1 | 86 | 60-140 | |
| Isopropylbenzene (Cumene) | ug/L | 50 | 52.4 | 105 | 60-140 | |
| m&p-Xylene | ug/L | 100 | 101 | 101 | 60-140 | |
| Methyl-tert-butyl ether | ug/L | 50 | 48.1 | 96 | 60-140 | |
| Methylene Chloride | ug/L | 50 | 47.1 | 94 | 60-140 | |
| n-Butylbenzene | ug/L | 50 | 49.4 | 99 | 60-140 | |
| n-Propylbenzene | ug/L | 50 | 49.9 | 100 | 60-140 | |
| Naphthalene | ug/L | 50 | 43.5 | 87 | 60-140 | |
| o-Xylene | ug/L | 50 | 51.6 | 103 | 60-140 | |
| sec-Butylbenzene | ug/L | 50 | 49.4 | 99 | 60-140 | |
| Styrene | ug/L | 50 | 50.7 | 101 | 60-140 | |
| tert-Butylbenzene | ug/L | 50 | 41.8 | 84 | 60-140 | |
| Tetrachloroethene | ug/L | 50 | 45.3 | 91 | 60-140 | |
| Toluene | ug/L | 50 | 53.2 | 106 | 60-140 | |
| trans-1,2-Dichloroethene | ug/L | 50 | 49.9 | 100 | 60-140 | |
| trans-1,3-Dichloropropene | ug/L | 50 | 50.0 | 100 | 60-140 | |
| Trichloroethene | ug/L | 50 | 51.2 | 102 | 60-140 | |
| Trichlorofluoromethane | ug/L | 50 | 39.6 | 79 | 60-140 | |
| Vinyl chloride | ug/L | 50 | 50.5 | 101 | 60-140 | |
| 1,2-Dichloroethane-d4 (S) | % | | | 87 | 70-130 | |
| 4-Bromofluorobenzene (S) | % | | | 97 | 70-130 | |
| Toluene-d8 (S) | % | | | 101 | 70-130 | |

**Results presented on this page are in the units indicated by the "Units" column except where an alternate unit is presented to the right of the result.**

## REPORT OF LABORATORY ANALYSIS

This report shall not be reproduced, except in full,
without the written consent of Pace Analytical Services, LLC.

Pace Analytical Services, LLC
9800 Kincey Ave. Suite 100
Huntersville, NC 28078
(704)875-9092

## QUALITY CONTROL DATA

Project: CPC HUNTERSVILLE-60639876
Pace Project No.: 92581742

MATRIX SPIKE & MATRIX SPIKE DUPLICATE: 3514445 3514446

| Parameter | Units | 92581670004 Result | MS Spike Conc. | MSD Spike Conc. | MS Result | MSD Result | MS % Rec | MSD % Rec | % Rec Limits | RPD | Max RPD | Qual |
|---|---|---|---|---|---|---|---|---|---|---|---|---|
| 1,1,1,2-Tetrachloroethane | ug/L | ND | 500 | 500 | 522 | 531 | 104 | 106 | 60-140 | 2 | 30 | |
| 1,1,1-Trichloroethane | ug/L | ND | 500 | 500 | 531 | 521 | 106 | 104 | 60-140 | 2 | 30 | |
| 1,1,2,2-Tetrachloroethane | ug/L | ND | 500 | 500 | 501 | 493 | 100 | 99 | 60-140 | 2 | 30 | |
| 1,1,2-Trichloroethane | ug/L | ND | 500 | 500 | 492 | 473 | 98 | 95 | 60-140 | 4 | 30 | |
| 1,1-Dichloroethane | ug/L | ND | 500 | 500 | 524 | 521 | 105 | 104 | 60-140 | 1 | 30 | |
| 1,1-Dichloroethene | ug/L | ND | 500 | 500 | 540 | 531 | 108 | 106 | 60-140 | 2 | 30 | |
| 1,1-Dichloropropene | ug/L | ND | 500 | 500 | 515 | 515 | 103 | 103 | 60-140 | 0 | 30 | |
| 1,2,3-Trichlorobenzene | ug/L | ND | 500 | 500 | 576 | 583 | 115 | 117 | 60-140 | 1 | 30 | |
| 1,2,3-Trichloropropane | ug/L | ND | 500 | 500 | 460 | 457 | 92 | 91 | 60-140 | 1 | 30 | |
| 1,2,4-Trichlorobenzene | ug/L | ND | 500 | 500 | 594 | 594 | 119 | 119 | 60-140 | 0 | 30 | |
| 1,2,4-Trimethylbenzene | ug/L | 2460 | 500 | 500 | 3100 | 3240 | 128 | 156 | 60-140 | 4 | 30 | M1 |
| 1,2-Dibromo-3-chloropropane | ug/L | ND | 500 | 500 | 533 | 525 | 107 | 105 | 60-140 | 2 | 30 | |
| 1,2-Dibromoethane (EDB) | ug/L | ND | 500 | 500 | 529 | 512 | 106 | 102 | 60-140 | 3 | 30 | |
| 1,2-Dichlorobenzene | ug/L | ND | 500 | 500 | 513 | 532 | 103 | 106 | 60-140 | 4 | 30 | |
| 1,2-Dichloroethane | ug/L | ND | 500 | 500 | 485 | 477 | 97 | 95 | 60-140 | 2 | 30 | |
| 1,2-Dichloropropane | ug/L | ND | 500 | 500 | 504 | 513 | 101 | 103 | 60-140 | 2 | 30 | |
| 1,3,5-Trimethylbenzene | ug/L | 118 | 500 | 500 | 678 | 703 | 112 | 117 | 60-140 | 4 | 30 | |
| 1,3-Dichlorobenzene | ug/L | ND | 500 | 500 | 522 | 533 | 104 | 107 | 60-140 | 2 | 30 | |
| 1,3-Dichloropropane | ug/L | ND | 500 | 500 | 499 | 502 | 100 | 100 | 60-140 | 1 | 30 | |
| 1,4-Dichlorobenzene | ug/L | ND | 500 | 500 | 508 | 519 | 102 | 104 | 60-140 | 2 | 30 | |
| 2,2-Dichloropropane | ug/L | ND | 500 | 500 | 420 | 423 | 84 | 85 | 60-140 | 1 | 30 | |
| 2-Chlorotoluene | ug/L | ND | 500 | 500 | 577 | 591 | 115 | 118 | 60-140 | 2 | 30 | |
| 4-Chlorotoluene | ug/L | ND | 500 | 500 | 498 | 507 | 100 | 101 | 60-140 | 2 | 30 | |
| Benzene | ug/L | 3250 | 500 | 500 | 3290 | 3300 | 9 | 10 | 60-140 | 0 | 30 | M1 |
| Bromobenzene | ug/L | ND | 500 | 500 | 526 | 543 | 105 | 109 | 60-140 | 3 | 30 | |
| Bromochloromethane | ug/L | ND | 500 | 500 | 517 | 542 | 103 | 108 | 60-140 | 5 | 30 | |
| Bromodichloromethane | ug/L | ND | 500 | 500 | 508 | 517 | 102 | 103 | 60-140 | 2 | 30 | |
| Bromoform | ug/L | ND | 500 | 500 | 515 | 516 | 103 | 103 | 60-140 | 0 | 30 | |
| Bromomethane | ug/L | ND | 500 | 500 | 415 | 440 | 83 | 88 | 60-140 | 6 | 30 | |
| Carbon tetrachloride | ug/L | ND | 500 | 500 | 537 | 547 | 107 | 109 | 60-140 | 2 | 30 | |
| Chlorobenzene | ug/L | ND | 500 | 500 | 515 | 515 | 103 | 103 | 60-140 | 0 | 30 | |
| Chloroethane | ug/L | ND | 500 | 500 | 500 | 509 | 100 | 102 | 60-140 | 2 | 30 | |
| Chloroform | ug/L | ND | 500 | 500 | 478 | 489 | 96 | 98 | 60-140 | 2 | 30 | |
| Chloromethane | ug/L | ND | 500 | 500 | 547 | 545 | 109 | 109 | 60-140 | 0 | 30 | |
| cis-1,2-Dichloroethene | ug/L | ND | 500 | 500 | 496 | 502 | 99 | 100 | 60-140 | 1 | 30 | |
| cis-1,3-Dichloropropene | ug/L | ND | 500 | 500 | 494 | 490 | 99 | 98 | 60-140 | 1 | 30 | |
| Dibromochloromethane | ug/L | ND | 500 | 500 | 526 | 529 | 105 | 106 | 60-140 | 0 | 30 | |
| Dibromomethane | ug/L | ND | 500 | 500 | 522 | 517 | 104 | 103 | 60-140 | 1 | 30 | |
| Dichlorodifluoromethane | ug/L | ND | 500 | 500 | 452 | 449 | 90 | 90 | 60-140 | 1 | 30 | |
| Diisopropyl ether | ug/L | 40.1 | 500 | 500 | 514 | 510 | 95 | 94 | 60-140 | 1 | 30 | |
| Ethylbenzene | ug/L | 1800 | 500 | 500 | 2210 | 2250 | 82 | 91 | 60-140 | 2 | 30 | |
| Hexachloro-1,3-butadiene | ug/L | ND | 500 | 500 | 563 | 598 | 113 | 120 | 60-140 | 6 | 30 | |
| Isopropylbenzene (Cumene) | ug/L | 117 | 500 | 500 | 668 | 684 | 110 | 113 | 60-140 | 2 | 30 | |
| m&p-Xylene | ug/L | 1030 | 1000 | 1000 | 2060 | 2080 | 103 | 104 | 60-140 | 1 | 30 | |

**Results presented on this page are in the units indicated by the "Units" column except where an alternate unit is presented to the right of the result.**

## REPORT OF LABORATORY ANALYSIS

This report shall not be reproduced, except in full,
without the written consent of Pace Analytical Services, LLC.

**Pace Analytical Services, LLC**
9800 Kincey Ave. Suite 100
Huntersville, NC 28078
(704)875-9092

## QUALITY CONTROL DATA

Project: CPC HUNTERSVILLE-60639876
Pace Project No.: 92581742

MATRIX SPIKE & MATRIX SPIKE DUPLICATE: 3514445 3514446

| Parameter | Units | 92581670004 Result | MS Spike Conc. | MSD Spike Conc. | MS Result | MSD Result | MS % Rec | MSD % Rec | % Rec Limits | RPD | Max RPD | Qual |
|---|---|---|---|---|---|---|---|---|---|---|---|---|
| Methyl-tert-butyl ether | ug/L | 982 | 500 | 500 | 1370 | 1350 | 77 | 74 | 60-140 | 1 | 30 | |
| Methylene Chloride | ug/L | ND | 500 | 500 | 507 | 496 | 101 | 99 | 60-140 | 2 | 30 | |
| n-Butylbenzene | ug/L | 61.9 | 500 | 500 | 679 | 711 | 123 | 130 | 60-140 | 5 | 30 | |
| n-Propylbenzene | ug/L | 387 | 500 | 500 | 903 | 936 | 103 | 110 | 60-140 | 4 | 30 | |
| Naphthalene | ug/L | 468 | 500 | 500 | 1290 | 1320 | 164 | 170 | 60-140 | 3 | 30 | M1 |
| o-Xylene | ug/L | 31.0 | 500 | 500 | 565 | 568 | 107 | 107 | 60-140 | 1 | 30 | |
| sec-Butylbenzene | ug/L | ND | 500 | 500 | 585 | 603 | 117 | 121 | 60-140 | 3 | 30 | |
| Styrene | ug/L | ND | 500 | 500 | 533 | 556 | 107 | 111 | 60-140 | 4 | 30 | |
| tert-Butylbenzene | ug/L | ND | 500 | 500 | 451 | 466 | 90 | 93 | 60-140 | 3 | 30 | |
| Tetrachloroethene | ug/L | ND | 500 | 500 | 537 | 545 | 107 | 109 | 60-140 | 1 | 30 | |
| Toluene | ug/L | 81.8 | 500 | 500 | 579 | 587 | 99 | 101 | 60-140 | 1 | 30 | |
| trans-1,2-Dichloroethene | ug/L | ND | 500 | 500 | 520 | 520 | 104 | 104 | 60-140 | 0 | 30 | |
| trans-1,3-Dichloropropene | ug/L | ND | 500 | 500 | 478 | 481 | 96 | 96 | 60-140 | 1 | 30 | |
| Trichloroethene | ug/L | ND | 500 | 500 | 509 | 518 | 102 | 104 | 60-140 | 2 | 30 | |
| Trichlorofluoromethane | ug/L | ND | 500 | 500 | 486 | 482 | 97 | 96 | 60-140 | 1 | 30 | |
| Vinyl chloride | ug/L | ND | 500 | 500 | 525 | 533 | 105 | 107 | 60-140 | 1 | 30 | |
| 1,2-Dichloroethane-d4 (S) | % | | | | | | 92 | 91 | 70-130 | | | |
| 4-Bromofluorobenzene (S) | % | | | | | | 101 | 100 | 70-130 | | | |
| Toluene-d8 (S) | % | | | | | | 99 | 99 | 70-130 | | | |

**Results presented on this page are in the units indicated by the "Units" column except where an alternate unit is presented to the right of the result.**

## REPORT OF LABORATORY ANALYSIS

This report shall not be reproduced, except in full,
without the written consent of Pace Analytical Services, LLC.

**Pace Analytical Services, LLC**
9800 Kincey Ave. Suite 100
Huntersville, NC 28078
(704)875-9092

# QUALIFIERS

Project: CPC HUNTERSVILLE-60639876
Pace Project No.: 92581742

## DEFINITIONS

DF - Dilution Factor, if reported, represents the factor applied to the reported data due to dilution of the sample aliquot.

ND - Not Detected at or above adjusted reporting limit.

TNTC - Too Numerous To Count

J - Estimated concentration above the adjusted method detection limit and below the adjusted reporting limit.

MDL - Adjusted Method Detection Limit.

PQL - Practical Quantitation Limit.

RL - Reporting Limit - The lowest concentration value that meets project requirements for quantitative data with known precision and bias for a specific analyte in a specific matrix.

S - Surrogate

1,2-Diphenylhydrazine decomposes to and cannot be separated from Azobenzene using Method 8270. The result for each analyte is a combined concentration.

Consistent with EPA guidelines, unrounded data are displayed and have been used to calculate % recovery and RPD values.

LCS(D) - Laboratory Control Sample (Duplicate)

MS(D) - Matrix Spike (Duplicate)

DUP - Sample Duplicate

RPD - Relative Percent Difference

NC - Not Calculable.

SG - Silica Gel - Clean-Up

U - Indicates the compound was analyzed for, but not detected.

Acid preservation may not be appropriate for 2 Chloroethylvinyl ether.

A separate vial preserved to a pH of 4-5 is recommended in SW846 Chapter 4 for the analysis of Acrolein and Acrylonitrile by EPA Method 8260.

N-Nitrosodiphenylamine decomposes and cannot be separated from Diphenylamine using Method 8270. The result reported for each analyte is a combined concentration.

Reported results are not rounded until the final step prior to reporting. Therefore, calculated parameters that are typically reported as "Total" may vary slightly from the sum of the reported component parameters.

Pace Analytical is TNI accredited. Contact your Pace PM for the current list of accredited analytes.

TNI - The NELAC Institute.

## ANALYTE QUALIFIERS

| | |
|---|---|
| M1 | Matrix spike recovery exceeded QC limits. Batch accepted based on laboratory control sample (LCS) recovery. |
| N2 | The lab does not hold NELAC/TNI accreditation for this parameter but other accreditations/certifications may apply. A complete list of accreditations/certifications is available upon request. |
| R1 | RPD value was outside control limits. |



This report shall not be reproduced, except in full,
without the written consent of Pace Analytical Services, LLC.

Pace Analytical Services, LLC
9800 Kincey Ave. Suite 100
Huntersville, NC 28078
(704)875-9092

## QUALITY CONTROL DATA CROSS REFERENCE TABLE

Project: CPC HUNTERSVILLE-60639876
Pace Project No.: 92581742

| Lab ID | Sample ID | QC Batch Method | QC Batch | Analytical Method | Analytical Batch |
|---|---|---|---|---|---|
| **92581742001** | **MW-2** | MADEP VPH | 670905 | | |
| **92581742002** | **MW-35** | MADEP VPH | 670905 | | |
| **92581742003** | **MW-04D** | MADEP VPH | 670905 | | |
| **92581742004** | **MW-12** | MADEP VPH | 670905 | | |
| **92581742005** | **MW-5** | MADEP VPH | 670905 | | |
| **92581742006** | **MW-58** | MADEP VPH | 670905 | | |
| **92581742007** | **MW-59** | MADEP VPH | 670905 | | |
| **92581742008** | **MW-15** | MADEP VPH | 670905 | | |
| **92581742009** | **MW-36DR** | MADEP VPH | 670905 | | |
| **92581742010** | **MW-89D** | MADEP VPH | 670905 | | |
| **92581742011** | **MW-6** | MADEP VPH | 670905 | | |
| **92581742012** | **MW-04** | MADEP VPH | 670905 | | |
| **92581742013** | **MW-91DD** | MADEP VPH | 670905 | | |
| **92581742014** | **MW-03** | MADEP VPH | 670905 | | |
| **92581742015** | **EB-1-20220107** | MADEP VPH | 670905 | | |
| **92581742016** | **FB-1-20220107** | MADEP VPH | 670905 | | |
| **92581742017** | **DUP-2-20220107** | MADEP VPH | 670905 | | |
| **92581742001** | **MW-2** | EPA 3010A | 670964 | EPA 6020B | 670974 |
| **92581742002** | **MW-35** | EPA 3010A | 670964 | EPA 6020B | 670974 |
| **92581742003** | **MW-04D** | EPA 3010A | 670964 | EPA 6020B | 670974 |
| **92581742004** | **MW-12** | EPA 3010A | 670964 | EPA 6020B | 670974 |
| **92581742005** | **MW-5** | EPA 3010A | 670964 | EPA 6020B | 670974 |
| **92581742006** | **MW-58** | EPA 3010A | 670964 | EPA 6020B | 670974 |
| **92581742007** | **MW-59** | EPA 3010A | 670964 | EPA 6020B | 670974 |
| **92581742008** | **MW-15** | EPA 3010A | 670964 | EPA 6020B | 670974 |
| **92581742009** | **MW-36DR** | EPA 3010A | 670964 | EPA 6020B | 670974 |
| **92581742010** | **MW-89D** | EPA 3010A | 670964 | EPA 6020B | 670974 |
| **92581742011** | **MW-6** | EPA 3010A | 670964 | EPA 6020B | 670974 |
| **92581742012** | **MW-04** | EPA 3010A | 670964 | EPA 6020B | 670974 |
| **92581742013** | **MW-91DD** | EPA 3010A | 670964 | EPA 6020B | 670974 |
| **92581742014** | **MW-03** | EPA 3010A | 670964 | EPA 6020B | 670974 |
| **92581742015** | **EB-1-20220107** | EPA 3010A | 670964 | EPA 6020B | 670974 |
| **92581742017** | **DUP-2-20220107** | EPA 3010A | 670964 | EPA 6020B | 670974 |
| **92581742001** | **MW-2** | SM 6200B | 670908 | | |
| **92581742002** | **MW-35** | SM 6200B | 670908 | | |
| **92581742003** | **MW-04D** | SM 6200B | 670908 | | |
| **92581742004** | **MW-12** | SM 6200B | 670908 | | |
| **92581742005** | **MW-5** | SM 6200B | 670908 | | |
| **92581742006** | **MW-58** | SM 6200B | 670908 | | |
| **92581742007** | **MW-59** | SM 6200B | 670908 | | |
| **92581742008** | **MW-15** | SM 6200B | 670908 | | |
| **92581742009** | **MW-36DR** | SM 6200B | 670908 | | |
| **92581742010** | **MW-89D** | SM 6200B | 670908 | | |
| **92581742011** | **MW-6** | SM 6200B | 670908 | | |
| **92581742012** | **MW-04** | SM 6200B | 670908 | | |
| **92581742013** | **MW-91DD** | SM 6200B | 670908 | | |
| **92581742014** | **MW-03** | SM 6200B | 671252 | | |



This report shall not be reproduced, except in full,
without the written consent of Pace Analytical Services, LLC.

**Pace Analytical Services, LLC**
9800 Kincey Ave. Suite 100
Huntersville, NC 28078
(704)875-9092

## QUALITY CONTROL DATA CROSS REFERENCE TABLE

Project: CPC HUNTERSVILLE-60639876
Pace Project No.: 92581742

| Lab ID | Sample ID | QC Batch Method | QC Batch | Analytical Method | Analytical Batch |
|---|---|---|---|---|---|
| **92581742015** | **EB-1-20220107** | SM 6200B | 670908 | | |
| **92581742016** | **FB-1-20220107** | SM 6200B | 670908 | | |
| **92581742017** | **DUP-2-20220107** | SM 6200B | 671252 | | |
| **92581742018** | **TRIP BLANK** | SM 6200B | 670907 | | |



This report shall not be reproduced, except in full,
without the written consent of Pace Analytical Services, LLC.

| Pace Analytical | Document Name: Sample Condition Upon Receipt (SCUR) | Document Revised: November 15, 2021 Page 1 of 2 |
|---|---|---|
| | Document No.: F-CAR-CS-033-Rev.08 | Issuing Authority: Pace Carolinas Quality Office |

**Laboratory receiving samples:**

Asheville ☐ Eden ☐ Greenwood ☐ Huntersville ☒ Raleigh ☐ Mechanicsville ☐ Atlanta ☐ Kernersville ☐

**Sample Condition Upon Receipt**

**Client Name:** AECOM

**Project** WO# : 92581742

92581742

**Courier:** ☐ Commercial ☒ Pace ☐ Fed Ex ☐ UPS ☐ USPS ☐ Other:____ ☒ Client

VM 1/10/22

**Custody Seal Present?** ☐ Yes ☒ No **Seals Intact?** ☐ Yes ☒ No

**Date/Initials Person Examining Contents:** [illegible]

**Packing Material:** ☐ Bubble Wrap ☒ Bubble Bags ☐ None ☐ Other

**Biological Tissue Frozen?** ☐ Yes ☐ No ☒ N/A

**Thermometer:** ☒ IR Gun ID: 92TOGA ☒ Wet ☐ Blue ☐ None **Type of Ice:**

**Cooler Temp:** 1.4 **Correction Factor:** Add/Subtract (°C) 0

Temp should be above freezing to 6°C

☐ Samples out of temp criteria. Samples on ice, cooling process has begun

**Cooler Temp Corrected (°C):** 1.4

**USDA Regulated Soil** ( ☒ N/A, water sample)

Did samples originate in a quarantine zone within the United States: CA, NY, or SC (check maps)? ☐ Yes ☐ No

Did samples originate from a foreign source (internationally, including Hawaii and Puerto Rico)? ☐ Yes ☐ No

| | | | | Comments/Discrepancy: |
|---|---|---|---|---|
| Chain of Custody Present? | ☒ Yes | ☐ No | ☐ N/A | 1. |
| Samples Arrived within Hold Time? | ☒ Yes | ☐ No | ☐ N/A | 2. |
| **Short Hold Time Analysis (<72 hr.)?** | ☐ Yes | ☒ No | ☐ N/A | 3. |
| **Rush Turn Around Time Requested?** | ☐ Yes | ☒ No | ☐ N/A | 4. |
| Sufficient Volume? | ☒ Yes | ☐ No | ☐ N/A | 5. |
| Correct Containers Used? | ☒ Yes | ☐ No | ☐ N/A | 6. |
| -Pace Containers Used? | ☒ Yes | ☐ No | ☐ N/A | |
| Containers Intact? | ☒ Yes | ☐ No | ☐ N/A | 7. |
| Dissolved analysis: Samples Field Filtered? | ☐ Yes | ☐ No | ☒ N/A | 8. |
| Sample Labels Match COC? -Includes Date/Time/ID/Analysis Matrix: WT | ☐ Yes | ☒ No | ☐ N/A | 9. missing sample MW-16D |
| Headspace in VOA Vials (>5-6mm)? | ☐ Yes | ☒ No | ☐ N/A | 10. |
| Trip Blank Present? | ☒ Yes | ☐ No | ☐ N/A | 11. |
| Trip Blank Custody Seals Present? | ☐ Yes | ☐ No | ☐ N/A | |

**COMMENTS/SAMPLE DISCREPANCY**

**Field Data Required?** ☐ Yes ☐ No

Lot ID of split containers:

**CLIENT NOTIFICATION/RESOLUTION**

Person contacted: _____ Date/Time: _____

**Project Manager SCURF Review:** _____ **Date:** _____

**Project Manager SRF Review:** _____ **Date:** _____

***Check mark top half of box if pH and/or dechlorination is verified and within the acceptance range for preservation samples.**

Exceptions: VOA, Coliform, TOC, Oil and Grease, DRO/8015 (water) DOC, LLHg

****Bottom half of box is to list number of bottles**

Project # **WO# : 92581742**

PM: BV Due Date: 01/14/22

CLIENT: 92-AECOM CHA

| Item# | BP4U-125 mL Plastic Unpreserved (N/A) (Cl-) | BP3U-250 mL Plastic Unpreserved (N/A) | BP2U-500 mL Plastic Unpreserved (N/A) | BP1U-1 liter Plastic Unpreserved (N/A) | BP4S-125 mL Plastic H2SO4 (pH < 2) (Cl-) | BP3N-250 mL plastic HNO3 (pH < 2) | BP4Z-125 mL Plastic ZN Acetate & NaOH (>9) | BP4B-125 mL Plastic NaOH (pH > 12) (Cl-) | WGFU-Wide-mouthed Glass jar Unpreserved | AG1U-1 liter Amber Unpreserved (N/A) (Cl-) | AG1H-1 liter Amber HCl (pH < 2) | AG3U-250 mL Amber Unpreserved (N/A) (Cl-) | AG1S-1 liter Amber H2SO4 (pH < 2) | AG3S-250 mL Amber H2SO4 (pH < 2) | AG3A(DG3A)-250 mL Amber NH4Cl (N/A)(Cl-) | DG9H-40 mL VOA HCl (N/A) | VG9T-40 mL VOA Na2S2O3 (N/A) | VG9U-40 mL VOA Unpreserved (N/A) | DG9P-40 mL VOA H3PO4 (N/A) | VOAK (3 vials per kit)-5035 kit (N/A) | V/GK(3 vials per kit)-VPH/Gas kit (N/A) | SP5T-125 mL Sterile Plastic (N/A – lab) | SP2T-250 mL Sterile Plastic (N/A – lab) | | BP3A-250 mL Plastic (NH2)2SO4 (9.3-9.7) | AG0U-100 mL Amber Unpreserved vials (N/A) | VSGU-20 mL Scintillation vials (N/A) | DG9U-40 mL Amber Unpreserved vials (N/A) |
|---|---|---|---|---|---|---|---|---|---|---|---|---|---|---|---|---|---|---|---|---|---|---|---|---|---|---|---|---|---|
| 1 | \ | | | | \ | \ | \ | \ | | | \ | | \ | \ | \ | 7 | | | | | | | | | \ | \ | | | |
| 2 | \ | | | | \ | \ | \ | \ | | | \ | | \ | \ | \ | \ | | | | | | | | | \ | \ | | | |
| 3 | \ | | | | \ | \ | \ | \ | | | \ | | \ | \ | \ | \ | | | | | | | | | \ | \ | | | |
| 4 | \ | | | | \ | \ | \ | \ | | | \ | | \ | \ | \ | \ | | | | | | | | | \ | \ | | | |
| 5 | \ | | | | \ | \ | \ | \ | | | \ | | \ | \ | \ | \ | | | | | | | | | \ | \ | | | |
| 6 | \ | | | | \ | \ | \ | \ | | | \ | | \ | \ | \ | \ | | | | | | | | | \ | \ | | | |
| 7 | \ | | | | \ | \ | \ | \ | | | \ | | \ | \ | \ | \ | | | | | | | | | \ | \ | | | |
| 8 | \ | | | | \ | \ | \ | \ | | | \ | | \ | \ | \ | \ | | | | | | | | | \ | \ | | | |
| 9 | \ | | | | \ | \ | \ | \ | | | \ | | \ | \ | \ | \ | | | | | | | | | \ | \ | | | |
| 10 | \ | | | | \ | \ | \ | \ | | | \ | | \ | \ | \ | \ | | | | | | | | | \ | \ | | | |
| 11 | \ | | | | \ | \ | \ | \ | | | \ | | \ | \ | \ | \ | | | | | | | | | \ | \ | | | |
| 12 | \ | | | | \ | \ | \ | \ | | | \ | | \ | \ | \ | \ | | | | | | | | | \ | \ | | | |

## pH Adjustment Log for Preserved Samples

| Sample ID | Type of Preservative | pH upon receipt | Date preservation adjusted | Time preservation adjusted | Amount of Preservative added | Lot # |
|---|---|---|---|---|---|---|
| | | | | | | |
| | | | | | | |
| | | | | | | |

Note: Whenever there is a discrepancy affecting North Carolina compliance samples, a copy of this form will be sent to the North Carolina DEHNR Certification Office (i.e. Out of hold, incorrect preservative, out of temp, incorrect containers.

2

***Check mark top half of box if pH and/or dechlorination is verified and within the acceptance range for preservation samples.**

Exceptions: VOA, Collform, TOC, Oil and Grease, DRO/8015 (water) DOC, LLHg

****Bottom half of box is to list number of bottles**

**Project #**

| Matrix | Item# | BP4U-125 mL Plastic Unpreserved (N/A) (Cl-) | BP3U-250 mL Plastic Unpreserved (N/A) | BP2U-500 mL Plastic Unpreserved (N/A) | BP1U-1 liter Plastic Unpreserved (N/A). | BP4S-125 mL Plastic H2SO4 (pH < 2) (Cl-) | BP3N-250 mL plastic HNO3 (pH < 2) | BP4Z-125 mL Plastic ZN Acetate & NaOH (>9) | BP4B-125 mL Plastic NaOH (pH > 12) (Cl-) | WGFU-Wide-mouthed Glass jar Unpreserved | AG1U-1 liter Amber Unpreserved (N/A) (Cl-) | AG1H-1 liter Amber HCl (pH < 2) | AG3U-250 mL Amber Unpreserved (N/A) (Cl-) | AG1S-1 liter Amber H2SO4 (pH < 2) | AG3S-250 mL Amber H2SO4 (pH < 2) | AG3A(DG3A)-250 mL Amber NH4Cl (N/A)(Cl-) | DG9H-40 mL VOA HCl (N/A) | VG9T-40 mL VOA Na2S2O3 (N/A) | VG9U-40 mL VOA Unpreserved (N/A) | DG9P-40 mL VOA H3PO4 (N/A) | VOAK (3 vials per kit)-5035 kit (N/A) | V/GK (3 vials per kit)-VPH/Gas kit (N/A) | SP5T-125 mL Sterile Plastic (N/A – lab) | SP2T-250 mL Sterile Plastic (N/A – lab) | | BP3A-250 mL Plastic (NH2)2SO4 (9.3-9.7) | AG0U-100 mL Amber Unpreserved vials (N/A) | VSGU-20 mL Scintillation vials (N/A) | DG9U-40 mL Amber Unpreserved vials (N/A) |
|---|---|---|---|---|---|---|---|---|---|---|---|---|---|---|---|---|---|---|---|---|---|---|---|---|---|---|---|---|---|---|
| | 1 | | | | | | 1 ✓ | | | | | | | | | | 7 | | | | | | | | | | | | | |
| | 2 | | | | | | | | | | | | | | | | | | | | | | | | | | | | | |
| | 3 | | | | | | 1 ✓ | | | | | | | | | | 7 | | | | | | | | | | | | | |
| | 4 | | | | | | 1 ✓ | | | | | | | | | | 7 | | | | | | | | | | | | | |
| | 5 | | | | | | | | | | | | | | | | 7 | | | | | | | | | | | | | |
| | 6 | | | | | | 1 ✓ | | | | | | | | | | 7 | | | | | | | | | | | | | |
| | 7 | | | | | | | | | | | | | | | | 4 | | | | | | | | | | | | | |
| | 8 | | | | | | | | | | | | | | | | | | | | | | | | | | | | | |
| | 9 | | | | | | | | | | | | | | | | | | | | | | | | | | | | | |
| | 10 | | | | | | | | | | | | | | | | | | | | | | | | | | | | | |
| | 11 | | | | | | | | | | | | | | | | | | | | | | | | | | | | | |
| | 12 | | | | | | | | | | | | | | | | | | | | | | | | | | | | | |

## pH Adjustment Log for Preserved Samples

| Sample ID | Type of Preservative | pH upon receipt | Date preservation adjusted | Time preservation adjusted | Amount of Preservative added | Lot # |
|---|---|---|---|---|---|---|
| | | | | | | |
| | | | | | | |
| | | | | | | |

Note: Whenever there is a discrepancy affecting North Carolina compliance samples, a copy of this form will be sent to the North Carolina DEHNR Certification Office (i.e. Out of hold, incorrect preservative, out of temp, incorrect containers.

Pace Analytical
WWW.PACELABS.COM

# CHAIN-OF-CUSTODY / Analytical Request Document

The Chain-of-Custody is a LEGAL DOCUMENT. All relevant fields must be completed accurately.

Submitting a sample via this chain of custody constitutes acknowledgment and acceptance of the Pace Terms and Conditions found at https://info.pacelabs.com/hubfs/pas-standard-terms.pdf.



| Section A Required Client Information: | | Section B Required Project Information: | | Section C Invoice Information: | |
|---|---|---|---|---|---|
| Company: | AECOM | Report To: | Andy Wreschnig | Attention: | |
| Address: | 6000 Fairview Road | Copy To: | | Company Name: | |
| Suite 200, Charlotte, NC 28210 | | | | Address: | |
| Email: | andrew.wreschnig@aecom.com | Purchase Order #: | | Pace Quote: | 60639876 |
| Phone: | (704)716-0757 Fax | Project Name: | CPC Huntersville-60639876 | Pace Project Manager: | bonnie.vang@pacelabs.com, |
| Requested Due Date: | | Project #: | | Pace Profile #: | 12518-3 |

Regulatory Agency

State / Location: NC

| ITEM # | SAMPLE ID (One Character per box. (A-Z, 0-9 / , -) Sample Ids must be unique) | MATRIX CODE (see valid codes to left) | SAMPLE TYPE (G=GRAB C=COMP) | COLLECTED START DATE | COLLECTED START TIME | COLLECTED END DATE | COLLECTED END TIME | SAMPLE TEMP AT COLLECTION | # OF CONTAINERS | Preservatives: Unpreserved | H2SO4 | HNO3 | HCl | NaOH | Na2S2O3 | Methanol | Other | Analyses Test Y/N | 6200B | VPH | 6010-Pb | n-butanol by 6200 | Trip BLANK | Residual Chlorine (Y/N) | 9258/1742 |
|---|---|---|---|---|---|---|---|---|---|---|---|---|---|---|---|---|---|---|---|---|---|---|---|---|---|
| 1 | MW-2 | WT | G | 1/7/22 | 1025 | | | | 8 | | | X | X | | | | | | X | X | X | | | | 001 |
| 2 | MW-35 | | | | 1035 | | | | | | | | | | | | | | | | | | | | 002 |
| 3 | MW-04D | | | | 1150 | | | | | | | | | | | | | | | | | | | | 003 |
| 4 | MW-12 | | | | 1200 | | | | | | | | | | | | | | | | | | | | 004 |
| 5 | MW-5 | | | | 1215 | | | | | | | | | | | | | | | | | | | | 005 |
| 6 | MW-58 | | | | 1035 | | | | | | | | | | | | | | | | | | | | 006 |
| 7 | MW-59 | | | | 1235 | | | | | | | | | | | | | | | | | | | | 007 |
| 8 | MW-15 | | | | 1415 | | | | | | | | | | | | | | | | | | | | 008 |
| 9 | MW-36DR | | | | 1350 | | | | | | | | | | | | | | | | | | | | 009 |
| 10 | MW-89D | | | | 1415 | | | | | | | | | | | | | | | | | | | | 010 |
| 11 | MW-6 | | | | 1425 | | | | | | | | | | | | | | | | | | | | 011 |
| 12 | MW-04 | | | | 1450 | | | | | | | | | | | | | | | | | | | | |

| ADDITIONAL COMMENTS | RELINQUISHED BY / AFFILIATION | DATE | TIME | ACCEPTED BY / AFFILIATION | DATE | TIME | SAMPLE CONDITIONS | | | |
|---|---|---|---|---|---|---|---|---|---|---|
| | Mike de Kwiatkowski / AECOM | 1/7/22 | 1700 | KHI Pace HVL | 1/7/22 | 1700 | 1.4 | Y | N | Y |
| | | | | | | | | | | |
| | | | | | | | | | | |
| | | | | | | | | | | |

SAMPLER NAME AND SIGNATURE

PRINT Name of SAMPLER: Mike de Kwiatkowski

SIGNATURE of SAMPLER: Mike de Kwiatkowski DATE Signed: 1/7/22

| TEMP in C | Received on Ice (Y/N) | Custody Sealed Cooler (Y/N) | Samples Intact (Y/N) |
|---|---|---|---|

Pace Analytical
WWW.PACELABS.COM

# CHAIN-OF-CUSTODY / Analytical Request Document

The Chain-of-Custody is a LEGAL DOCUMENT. All relevant fields must be completed accurately.

Submitting a sample via this chain of custody constitutes acknowledgment and acceptance of the Pace Terms and Conditions found at https://info.pacelabs.com/hubfs/pas-standard-terms.pdf.



| Section A Required Client Information: | | Section B Required Project Information: | | Section C Invoice Information: | |
|---|---|---|---|---|---|
| Company: | AECOM | Report To: | Andy Wreschnig | Attention: | |
| Address: | 6000 Fairview Road | Copy To: | | Company Name: | |
| Suite 200, Charlotte, NC 28210 | | | | Address: | |
| Email: | andrew.wreschnig@aecom.com | Purchase Order #: | | Pace Quote: | 60639876 |
| Phone: | (704)716-0757 Fax | Project Name: | CPC Huntersville-60639876 | Pace Project Manager: | bonnie.vang@pacelabs.com, |
| Requested Due Date: | | Project #: | | Pace Profile #: | 12518-3 |

Regulatory Agency

State / Location: NC

| ITEM # | SAMPLE ID (One Character per box. (A-Z, 0-9 / , -) Sample Ids must be unique) | MATRIX CODE (see valid codes to left) | SAMPLE TYPE (G=GRAB C=COMP) | COLLECTED START DATE | COLLECTED START TIME | COLLECTED END DATE | COLLECTED END TIME | SAMPLE TEMP AT COLLECTION | # OF CONTAINERS | Preservatives: Unpreserved | H2SO4 | HNO3 | HCl | NaOH | Na2S2O3 | Methanol | Other | Analyses Test Y/N | Requested Analysis Filtered (Y/N) | Residual Chlorine (Y/N) |
|---|---|---|---|---|---|---|---|---|---|---|---|---|---|---|---|---|---|---|---|---|
| 1 | MW-4DD | WT | G | 1/7/22 | 1500 | | | 8 | | | | X | X | | | | | | 6200B, VPH, 6010-Pb | |
| 2 | MW-16D | | | | 1515 | | | 8 | | | | X | X | | | | | | 6200B, VPH, 6010-Pb | |
| 3 | MW-03 | | | | 1545 | | | 8 | | | | X | X | | | | | | 6200B, VPH, 6010-Pb | |
| 4 | EB-1-20220107 | | | | 0815 | | | 8 | | | | X | X | | | | | | 6200B, VPH, 6010-Pb | |
| 5 | FB-1-20220107 | | | | 1510 | | | 7 | | | | | X | | | | | | 6200B, VPH | |
| 6 | Dup-2-20220107 | | | | — | | | 8 | | | | X | X | | | | | | 6200B, VPH, 6010-Pb | |
| 7 | Trip Blank | - | - | — | — | | | 8 | 4 | | | | X | | | | | | n-butanol by 6200, Trip BLANK | |
| 8 | | | | | | | | MH | | | | | | | | | | | | |
| 9 | | | | | | | | | | | | | | | | | | | | |
| 10 | | | | | | | | | | | | | | | | | | | | |
| 11 | | | | | | | | | | | | | | | | | | | | |
| 12 | | | | | | | | | | | | | | | | | | | | |

MATRIX CODE: Drinking Water DW; Water WT; Waste Water WW; Product P; Soil/Solid SL; Oil OL; Wipe WP; Air AR; Other OT; Tissue TS

Residual Chlorine (Y/N): 1 OK; 2 OK; 3 OK; 4 OK; 5 OK; 6 OK; 7 OK

| ADDITIONAL COMMENTS | RELINQUISHED BY / AFFILIATION | DATE | TIME | ACCEPTED BY / AFFILIATION | DATE | TIME | SAMPLE CONDITIONS | | | |
|---|---|---|---|---|---|---|---|---|---|---|
| | Mike deKazinski/AECOM | 1/7/22 | 1700 | KH Pace HVL | 1/7/22 | 1700 | 1.4 | Y | N | Y |
| | | | | | | | | | | |
| | | | | | | | | | | |
| | | | | | | | | | | |

SAMPLER NAME AND SIGNATURE

PRINT Name of SAMPLER: Mike deKazinski

SIGNATURE of SAMPLER: Mike deKazinski

DATE Signed: 1/7/22

| TEMP in C | Received on Ice (Y/N) | Custody Sealed Cooler (Y/N) | Samples Intact (Y/N) |
|---|---|---|---|

**Pace Analytical Services, LLC**
9800 Kincey Ave. Suite 100
Huntersville, NC 28078
(704)875-9092

January 13, 2022

Andrew Wreschnig
AECOM
6000 Fairview Road
Suite 200
Charlotte, NC 28210

RE: Project: CPC HUNTERSVILLE-60639876
Pace Project No.: 92581834

Dear Andrew Wreschnig:

Enclosed are the analytical results for sample(s) received by the laboratory on January 10, 2022. The results relate only to the samples included in this report. Results reported herein conform to the applicable TNI/NELAC Standards and the laboratory's Quality Manual, where applicable, unless otherwise noted in the body of the report.

The test results provided in this final report were generated by each of the following laboratories within the Pace Network:

- Pace Analytical Services - Charlotte

If you have any questions concerning this report, please feel free to contact me.

Sincerely,

Bonnie Vang

Bonnie Vang
bonnie.vang@pacelabs.com
(704)875-9092
Project Manager

Enclosures

cc: Teresa Amentt Jennings, AECOM
Jeff Morrison, Colonial Pipeline Company



This report shall not be reproduced, except in full,
without the written consent of Pace Analytical Services, LLC.

**Pace Analytical Services, LLC**
9800 Kincey Ave.  Suite 100
Huntersville, NC 28078
(704)875-9092

## CERTIFICATIONS

Project: CPC HUNTERSVILLE-60639876
Pace Project No.: 92581834

**Pace Analytical Services Charlotte**

South Carolina Laboratory ID: 99006
9800 Kincey Ave. Ste 100, Huntersville, NC 28078
North Carolina Drinking Water Certification #: 37706
North Carolina Field Services Certification #: 5342
North Carolina Wastewater Certification #: 12
South Carolina Laboratory ID: 99006
South Carolina Certification #: 99006001
South Carolina Drinking Water Cert. #: 99006003
Florida/NELAP Certification #: E87627
Kentucky UST Certification #: 84
Louisiana DoH Drinking Water #: LA029
Virginia/VELAP Certification #: 460221

## REPORT OF LABORATORY ANALYSIS

This report shall not be reproduced, except in full,
without the written consent of Pace Analytical Services, LLC.

**Pace Analytical Services, LLC**
9800 Kincey Ave. Suite 100
Huntersville, NC 28078
(704)875-9092

## SAMPLE SUMMARY

Project: CPC HUNTERSVILLE-60639876
Pace Project No.: 92581834

| Lab ID | Sample ID | Matrix | Date Collected | Date Received |
|---|---|---|---|---|
| **92581834001** | **MW-73** | Water | 01/10/22 13:35 | 01/10/22 15:15 |
| **92581834002** | **MW-78** | Water | 01/10/22 11:25 | 01/10/22 15:15 |
| **92581834003** | **DUP-1-20220110** | Water | 01/10/22 00:00 | 01/10/22 15:15 |
| **92581834004** | **TRIP BLANK** | Water | 01/10/22 00:00 | 01/10/22 15:15 |

## REPORT OF LABORATORY ANALYSIS

This report shall not be reproduced, except in full,
without the written consent of Pace Analytical Services, LLC.

**Pace Analytical Services, LLC**
9800 Kincey Ave. Suite 100
Huntersville, NC 28078
(704)875-9092

## SAMPLE ANALYTE COUNT

Project: CPC HUNTERSVILLE-60639876
Pace Project No.: 92581834

| Lab ID | Sample ID | Method | Analysts | Analytes Reported | Laboratory |
|---|---|---|---|---|---|
| **92581834001** | **MW-73** | MADEP VPH | MAD | 6 | PASI-C |
| | | SM 6200B | SAS | 63 | PASI-C |
| **92581834002** | **MW-78** | MADEP VPH | MAD | 6 | PASI-C |
| | | SM 6200B | SAS | 63 | PASI-C |
| **92581834003** | **DUP-1-20220110** | MADEP VPH | MAD | 6 | PASI-C |
| | | SM 6200B | SAS | 63 | PASI-C |
| **92581834004** | **TRIP BLANK** | SM 6200B | SAS | 63 | PASI-C |

PASI-C = Pace Analytical Services - Charlotte



This report shall not be reproduced, except in full,
without the written consent of Pace Analytical Services, LLC.

**Pace Analytical Services, LLC**
9800 Kincey Ave. Suite 100
Huntersville, NC 28078
(704)875-9092

# PROJECT NARRATIVE

Project: CPC HUNTERSVILLE-60639876
Pace Project No.: 92581834

**Method:** **MADEP VPH**
**Description:** VPH NC Water
**Client:** AECOM, Charlotte
**Date:** January 13, 2022

**General Information:**
3 samples were analyzed for MADEP VPH by Pace Analytical Services Charlotte. All samples were received in acceptable condition with any exceptions noted below or on the chain-of custody and/or the sample condition upon receipt form (SCUR) attached at the end of this report.

**Hold Time:**
The samples were analyzed within the method required hold times with any exceptions noted below.

**Initial Calibrations (including MS Tune as applicable):**
All criteria were within method requirements with any exceptions noted below.

**Continuing Calibration:**
All criteria were within method requirements with any exceptions noted below.

**Surrogates:**
All surrogates were within QC limits with any exceptions noted below.

**Method Blank:**
All analytes were below the report limit in the method blank, where applicable, with any exceptions noted below.

**Laboratory Control Spike:**
All laboratory control spike compounds were within QC limits with any exceptions noted below.

**Matrix Spikes:**
All percent recoveries and relative percent differences (RPDs) were within acceptance criteria with any exceptions noted below.

**Additional Comments:**



This report shall not be reproduced, except in full,
without the written consent of Pace Analytical Services, LLC.

**Pace Analytical Services, LLC**
9800 Kincey Ave. Suite 100
Huntersville, NC 28078
(704)875-9092

# PROJECT NARRATIVE

Project: CPC HUNTERSVILLE-60639876
Pace Project No.: 92581834

**Method:** **SM 6200B**
**Description:** 6200B MSV
**Client:** AECOM, Charlotte
**Date:** January 13, 2022

**General Information:**
4 samples were analyzed for SM 6200B by Pace Analytical Services Charlotte. All samples were received in acceptable condition with any exceptions noted below or on the chain-of custody and/or the sample condition upon receipt form (SCUR) attached at the end of this report.

**Hold Time:**
The samples were analyzed within the method required hold times with any exceptions noted below.

**Initial Calibrations (including MS Tune as applicable):**
All criteria were within method requirements with any exceptions noted below.

**Continuing Calibration:**
All criteria were within method requirements with any exceptions noted below.

**Internal Standards:**
All internal standards were within QC limits with any exceptions noted below.

**Surrogates:**
All surrogates were within QC limits with any exceptions noted below.

**Method Blank:**
All analytes were below the report limit in the method blank, where applicable, with any exceptions noted below.

**Laboratory Control Spike:**
All laboratory control spike compounds were within QC limits with any exceptions noted below.

**Matrix Spikes:**
All percent recoveries and relative percent differences (RPDs) were within acceptance criteria with any exceptions noted below.

QC Batch: 670907

A matrix spike and/or matrix spike duplicate (MS/MSD) were performed on the following sample(s): 92581623004

M1: Matrix spike recovery exceeded QC limits. Batch accepted based on laboratory control sample (LCS) recovery.

- MS (Lab ID: 3512897)
  - Bromomethane

**Additional Comments:**

This data package has been reviewed for quality and completeness and is approved for release.



This report shall not be reproduced, except in full,
without the written consent of Pace Analytical Services, LLC.

**Pace Analytical Services, LLC**
9800 Kincey Ave. Suite 100
Huntersville, NC 28078
(704)875-9092

## ANALYTICAL RESULTS

Project: CPC HUNTERSVILLE-60639876
Pace Project No.: 92581834

**Sample: MW-73** **Lab ID: 92581834001** Collected: 01/10/22 13:35 Received: 01/10/22 15:15 Matrix: Water

| Parameters | Results | Units | Report Limit | MDL | DF | Prepared | Analyzed | CAS No. | Qual |
|---|---|---|---|---|---|---|---|---|---|
| **VPH NC Water** | Analytical Method: MADEP VPH<br>Pace Analytical Services - Charlotte | | | | | | | | |
| Total VPH (C5-C12) | ND | ug/L | 50.0 | 50.0 | 1 | | 01/13/22 16:13 | | N2 |
| Aliphatic (C05-C08) | ND | ug/L | 50.0 | 50.0 | 1 | | 01/13/22 16:13 | | N2 |
| Aliphatic(C09-C12) Adjusted | ND | ug/L | 50.0 | 50.0 | 1 | | 01/13/22 16:13 | | N2 |
| Aromatic (C09-C10) | ND | ug/L | 50.0 | 50.0 | 1 | | 01/13/22 16:13 | | N2 |
| ***Surrogates*** | | | | | | | | | |
| 4-Bromofluorobenzene (FID) (S) | 100 | % | 70-130 | | 1 | | 01/13/22 16:13 | 460-00-4 | |
| 4-Bromofluorobenzene (PID) (S) | 77 | % | 70-130 | | 1 | | 01/13/22 16:13 | 460-00-4 | |
| **6200B MSV** | Analytical Method: SM 6200B<br>Pace Analytical Services - Charlotte | | | | | | | | |
| Benzene | ND | ug/L | 0.50 | 0.34 | 1 | | 01/11/22 14:53 | 71-43-2 | |
| Bromobenzene | ND | ug/L | 0.50 | 0.29 | 1 | | 01/11/22 14:53 | 108-86-1 | |
| Bromochloromethane | ND | ug/L | 0.50 | 0.47 | 1 | | 01/11/22 14:53 | 74-97-5 | |
| Bromodichloromethane | ND | ug/L | 0.50 | 0.31 | 1 | | 01/11/22 14:53 | 75-27-4 | |
| Bromoform | ND | ug/L | 0.50 | 0.34 | 1 | | 01/11/22 14:53 | 75-25-2 | |
| Bromomethane | ND | ug/L | 5.0 | 1.7 | 1 | | 01/11/22 14:53 | 74-83-9 | |
| n-Butylbenzene | ND | ug/L | 0.50 | 0.49 | 1 | | 01/11/22 14:53 | 104-51-8 | |
| sec-Butylbenzene | ND | ug/L | 0.50 | 0.40 | 1 | | 01/11/22 14:53 | 135-98-8 | |
| tert-Butylbenzene | ND | ug/L | 0.50 | 0.32 | 1 | | 01/11/22 14:53 | 98-06-6 | |
| Carbon tetrachloride | ND | ug/L | 0.50 | 0.33 | 1 | | 01/11/22 14:53 | 56-23-5 | |
| Chlorobenzene | ND | ug/L | 0.50 | 0.28 | 1 | | 01/11/22 14:53 | 108-90-7 | |
| Chloroethane | ND | ug/L | 1.0 | 0.65 | 1 | | 01/11/22 14:53 | 75-00-3 | |
| Chloroform | ND | ug/L | 0.50 | 0.35 | 1 | | 01/11/22 14:53 | 67-66-3 | |
| Chloromethane | ND | ug/L | 1.0 | 0.54 | 1 | | 01/11/22 14:53 | 74-87-3 | |
| 2-Chlorotoluene | ND | ug/L | 0.50 | 0.32 | 1 | | 01/11/22 14:53 | 95-49-8 | |
| 4-Chlorotoluene | ND | ug/L | 0.50 | 0.32 | 1 | | 01/11/22 14:53 | 106-43-4 | |
| 1,2-Dibromo-3-chloropropane | ND | ug/L | 1.0 | 0.34 | 1 | | 01/11/22 14:53 | 96-12-8 | |
| Dibromochloromethane | ND | ug/L | 0.50 | 0.36 | 1 | | 01/11/22 14:53 | 124-48-1 | |
| 1,2-Dibromoethane (EDB) | ND | ug/L | 0.50 | 0.27 | 1 | | 01/11/22 14:53 | 106-93-4 | |
| Dibromomethane | ND | ug/L | 0.50 | 0.39 | 1 | | 01/11/22 14:53 | 74-95-3 | |
| 1,2-Dichlorobenzene | ND | ug/L | 0.50 | 0.34 | 1 | | 01/11/22 14:53 | 95-50-1 | |
| 1,3-Dichlorobenzene | ND | ug/L | 0.50 | 0.34 | 1 | | 01/11/22 14:53 | 541-73-1 | |
| 1,4-Dichlorobenzene | ND | ug/L | 0.50 | 0.33 | 1 | | 01/11/22 14:53 | 106-46-7 | |
| Dichlorodifluoromethane | ND | ug/L | 0.50 | 0.35 | 1 | | 01/11/22 14:53 | 75-71-8 | |
| 1,1-Dichloroethane | ND | ug/L | 0.50 | 0.37 | 1 | | 01/11/22 14:53 | 75-34-3 | |
| 1,2-Dichloroethane | ND | ug/L | 0.50 | 0.32 | 1 | | 01/11/22 14:53 | 107-06-2 | |
| 1,1-Dichloroethene | ND | ug/L | 0.50 | 0.35 | 1 | | 01/11/22 14:53 | 75-35-4 | |
| cis-1,2-Dichloroethene | ND | ug/L | 0.50 | 0.38 | 1 | | 01/11/22 14:53 | 156-59-2 | |
| trans-1,2-Dichloroethene | ND | ug/L | 0.50 | 0.40 | 1 | | 01/11/22 14:53 | 156-60-5 | |
| 1,2-Dichloropropane | ND | ug/L | 0.50 | 0.36 | 1 | | 01/11/22 14:53 | 78-87-5 | |
| 1,3-Dichloropropane | ND | ug/L | 0.50 | 0.28 | 1 | | 01/11/22 14:53 | 142-28-9 | |
| 2,2-Dichloropropane | ND | ug/L | 0.50 | 0.39 | 1 | | 01/11/22 14:53 | 594-20-7 | |
| 1,1-Dichloropropene | ND | ug/L | 0.50 | 0.43 | 1 | | 01/11/22 14:53 | 563-58-6 | |
| cis-1,3-Dichloropropene | ND | ug/L | 0.50 | 0.36 | 1 | | 01/11/22 14:53 | 10061-01-5 | |
| trans-1,3-Dichloropropene | ND | ug/L | 0.50 | 0.36 | 1 | | 01/11/22 14:53 | 10061-02-6 | |

## REPORT OF LABORATORY ANALYSIS

This report shall not be reproduced, except in full,
without the written consent of Pace Analytical Services, LLC.

**Pace Analytical Services, LLC**
9800 Kincey Ave. Suite 100
Huntersville, NC 28078
(704)875-9092

## ANALYTICAL RESULTS

Project: CPC HUNTERSVILLE-60639876
Pace Project No.: 92581834

**Sample: MW-73** **Lab ID: 92581834001** Collected: 01/10/22 13:35 Received: 01/10/22 15:15 Matrix: Water

| Parameters | Results | Units | Report Limit | MDL | DF | Prepared | Analyzed | CAS No. | Qual |
|---|---|---|---|---|---|---|---|---|---|
| **6200B MSV** | Analytical Method: SM 6200B<br>Pace Analytical Services - Charlotte | | | | | | | | |
| Diisopropyl ether | ND | ug/L | 0.50 | 0.31 | 1 | | 01/11/22 14:53 | 108-20-3 | |
| Ethylbenzene | ND | ug/L | 0.50 | 0.30 | 1 | | 01/11/22 14:53 | 100-41-4 | |
| Hexachloro-1,3-butadiene | ND | ug/L | 2.0 | 1.5 | 1 | | 01/11/22 14:53 | 87-68-3 | |
| Isopropylbenzene (Cumene) | ND | ug/L | 0.50 | 0.33 | 1 | | 01/11/22 14:53 | 98-82-8 | |
| Methylene Chloride | ND | ug/L | 2.0 | 2.0 | 1 | | 01/11/22 14:53 | 75-09-2 | |
| Methyl-tert-butyl ether | ND | ug/L | 0.50 | 0.42 | 1 | | 01/11/22 14:53 | 1634-04-4 | |
| Naphthalene | ND | ug/L | 2.0 | 0.64 | 1 | | 01/11/22 14:53 | 91-20-3 | |
| n-Propylbenzene | ND | ug/L | 0.50 | 0.34 | 1 | | 01/11/22 14:53 | 103-65-1 | |
| Styrene | ND | ug/L | 0.50 | 0.29 | 1 | | 01/11/22 14:53 | 100-42-5 | |
| 1,1,1,2-Tetrachloroethane | ND | ug/L | 0.50 | 0.31 | 1 | | 01/11/22 14:53 | 630-20-6 | |
| 1,1,2,2-Tetrachloroethane | ND | ug/L | 0.50 | 0.22 | 1 | | 01/11/22 14:53 | 79-34-5 | |
| Tetrachloroethene | ND | ug/L | 0.50 | 0.29 | 1 | | 01/11/22 14:53 | 127-18-4 | |
| Toluene | ND | ug/L | 0.50 | 0.48 | 1 | | 01/11/22 14:53 | 108-88-3 | |
| 1,2,3-Trichlorobenzene | ND | ug/L | 2.0 | 0.81 | 1 | | 01/11/22 14:53 | 87-61-6 | |
| 1,2,4-Trichlorobenzene | ND | ug/L | 2.0 | 0.64 | 1 | | 01/11/22 14:53 | 120-82-1 | |
| 1,1,1-Trichloroethane | ND | ug/L | 0.50 | 0.33 | 1 | | 01/11/22 14:53 | 71-55-6 | |
| 1,1,2-Trichloroethane | ND | ug/L | 0.50 | 0.32 | 1 | | 01/11/22 14:53 | 79-00-5 | |
| Trichloroethene | ND | ug/L | 0.50 | 0.38 | 1 | | 01/11/22 14:53 | 79-01-6 | |
| Trichlorofluoromethane | ND | ug/L | 1.0 | 0.30 | 1 | | 01/11/22 14:53 | 75-69-4 | |
| 1,2,3-Trichloropropane | ND | ug/L | 0.50 | 0.26 | 1 | | 01/11/22 14:53 | 96-18-4 | |
| 1,2,4-Trimethylbenzene | ND | ug/L | 0.50 | 0.50 | 1 | | 01/11/22 14:53 | 95-63-6 | |
| 1,3,5-Trimethylbenzene | ND | ug/L | 0.50 | 0.33 | 1 | | 01/11/22 14:53 | 108-67-8 | |
| Vinyl chloride | ND | ug/L | 1.0 | 0.39 | 1 | | 01/11/22 14:53 | 75-01-4 | |
| m&p-Xylene | ND | ug/L | 1.0 | 0.71 | 1 | | 01/11/22 14:53 | 179601-23-1 | |
| o-Xylene | ND | ug/L | 0.50 | 0.34 | 1 | | 01/11/22 14:53 | 95-47-6 | |
| ***Surrogates*** | | | | | | | | | |
| 1,2-Dichloroethane-d4 (S) | 88 | % | 70-130 | | 1 | | 01/11/22 14:53 | 17060-07-0 | |
| 4-Bromofluorobenzene (S) | 92 | % | 70-130 | | 1 | | 01/11/22 14:53 | 460-00-4 | |
| Toluene-d8 (S) | 102 | % | 70-130 | | 1 | | 01/11/22 14:53 | 2037-26-5 | |

## REPORT OF LABORATORY ANALYSIS

This report shall not be reproduced, except in full,
without the written consent of Pace Analytical Services, LLC.

**Pace Analytical Services, LLC**
9800 Kincey Ave. Suite 100
Huntersville, NC 28078
(704)875-9092

## ANALYTICAL RESULTS

Project: CPC HUNTERSVILLE-60639876
Pace Project No.: 92581834

**Sample: MW-78** **Lab ID: 92581834002** Collected: 01/10/22 11:25 Received: 01/10/22 15:15 Matrix: Water

| Parameters | Results | Units | Report Limit | MDL | DF | Prepared | Analyzed | CAS No. | Qual |
|---|---|---|---|---|---|---|---|---|---|
| **VPH NC Water** | Analytical Method: MADEP VPH<br>Pace Analytical Services - Charlotte | | | | | | | | |
| Total VPH (C5-C12) | ND | ug/L | 50.0 | 50.0 | 1 | | 01/11/22 16:13 | | N2 |
| Aliphatic (C05-C08) | ND | ug/L | 50.0 | 50.0 | 1 | | 01/11/22 16:13 | | N2 |
| Aliphatic(C09-C12) Adjusted | ND | ug/L | 50.0 | 50.0 | 1 | | 01/11/22 16:13 | | N2 |
| Aromatic (C09-C10) | ND | ug/L | 50.0 | 50.0 | 1 | | 01/11/22 16:13 | | N2 |
| ***Surrogates*** | | | | | | | | | |
| 4-Bromofluorobenzene (FID) (S) | 98 | % | 70-130 | | 1 | | 01/11/22 16:13 | 460-00-4 | |
| 4-Bromofluorobenzene (PID) (S) | 80 | % | 70-130 | | 1 | | 01/11/22 16:13 | 460-00-4 | |
| **6200B MSV** | Analytical Method: SM 6200B<br>Pace Analytical Services - Charlotte | | | | | | | | |
| Benzene | ND | ug/L | 0.50 | 0.34 | 1 | | 01/11/22 15:11 | 71-43-2 | |
| Bromobenzene | ND | ug/L | 0.50 | 0.29 | 1 | | 01/11/22 15:11 | 108-86-1 | |
| Bromochloromethane | ND | ug/L | 0.50 | 0.47 | 1 | | 01/11/22 15:11 | 74-97-5 | |
| Bromodichloromethane | ND | ug/L | 0.50 | 0.31 | 1 | | 01/11/22 15:11 | 75-27-4 | |
| Bromoform | ND | ug/L | 0.50 | 0.34 | 1 | | 01/11/22 15:11 | 75-25-2 | |
| Bromomethane | ND | ug/L | 5.0 | 1.7 | 1 | | 01/11/22 15:11 | 74-83-9 | |
| n-Butylbenzene | ND | ug/L | 0.50 | 0.49 | 1 | | 01/11/22 15:11 | 104-51-8 | |
| sec-Butylbenzene | ND | ug/L | 0.50 | 0.40 | 1 | | 01/11/22 15:11 | 135-98-8 | |
| tert-Butylbenzene | ND | ug/L | 0.50 | 0.32 | 1 | | 01/11/22 15:11 | 98-06-6 | |
| Carbon tetrachloride | ND | ug/L | 0.50 | 0.33 | 1 | | 01/11/22 15:11 | 56-23-5 | |
| Chlorobenzene | ND | ug/L | 0.50 | 0.28 | 1 | | 01/11/22 15:11 | 108-90-7 | |
| Chloroethane | ND | ug/L | 1.0 | 0.65 | 1 | | 01/11/22 15:11 | 75-00-3 | |
| Chloroform | ND | ug/L | 0.50 | 0.35 | 1 | | 01/11/22 15:11 | 67-66-3 | |
| Chloromethane | ND | ug/L | 1.0 | 0.54 | 1 | | 01/11/22 15:11 | 74-87-3 | |
| 2-Chlorotoluene | ND | ug/L | 0.50 | 0.32 | 1 | | 01/11/22 15:11 | 95-49-8 | |
| 4-Chlorotoluene | ND | ug/L | 0.50 | 0.32 | 1 | | 01/11/22 15:11 | 106-43-4 | |
| 1,2-Dibromo-3-chloropropane | ND | ug/L | 1.0 | 0.34 | 1 | | 01/11/22 15:11 | 96-12-8 | |
| Dibromochloromethane | ND | ug/L | 0.50 | 0.36 | 1 | | 01/11/22 15:11 | 124-48-1 | |
| 1,2-Dibromoethane (EDB) | ND | ug/L | 0.50 | 0.27 | 1 | | 01/11/22 15:11 | 106-93-4 | |
| Dibromomethane | ND | ug/L | 0.50 | 0.39 | 1 | | 01/11/22 15:11 | 74-95-3 | |
| 1,2-Dichlorobenzene | ND | ug/L | 0.50 | 0.34 | 1 | | 01/11/22 15:11 | 95-50-1 | |
| 1,3-Dichlorobenzene | ND | ug/L | 0.50 | 0.34 | 1 | | 01/11/22 15:11 | 541-73-1 | |
| 1,4-Dichlorobenzene | ND | ug/L | 0.50 | 0.33 | 1 | | 01/11/22 15:11 | 106-46-7 | |
| Dichlorodifluoromethane | ND | ug/L | 0.50 | 0.35 | 1 | | 01/11/22 15:11 | 75-71-8 | |
| 1,1-Dichloroethane | ND | ug/L | 0.50 | 0.37 | 1 | | 01/11/22 15:11 | 75-34-3 | |
| 1,2-Dichloroethane | ND | ug/L | 0.50 | 0.32 | 1 | | 01/11/22 15:11 | 107-06-2 | |
| 1,1-Dichloroethene | ND | ug/L | 0.50 | 0.35 | 1 | | 01/11/22 15:11 | 75-35-4 | |
| cis-1,2-Dichloroethene | ND | ug/L | 0.50 | 0.38 | 1 | | 01/11/22 15:11 | 156-59-2 | |
| trans-1,2-Dichloroethene | ND | ug/L | 0.50 | 0.40 | 1 | | 01/11/22 15:11 | 156-60-5 | |
| 1,2-Dichloropropane | ND | ug/L | 0.50 | 0.36 | 1 | | 01/11/22 15:11 | 78-87-5 | |
| 1,3-Dichloropropane | ND | ug/L | 0.50 | 0.28 | 1 | | 01/11/22 15:11 | 142-28-9 | |
| 2,2-Dichloropropane | ND | ug/L | 0.50 | 0.39 | 1 | | 01/11/22 15:11 | 594-20-7 | |
| 1,1-Dichloropropene | ND | ug/L | 0.50 | 0.43 | 1 | | 01/11/22 15:11 | 563-58-6 | |
| cis-1,3-Dichloropropene | ND | ug/L | 0.50 | 0.36 | 1 | | 01/11/22 15:11 | 10061-01-5 | |
| trans-1,3-Dichloropropene | ND | ug/L | 0.50 | 0.36 | 1 | | 01/11/22 15:11 | 10061-02-6 | |

## REPORT OF LABORATORY ANALYSIS

This report shall not be reproduced, except in full,
without the written consent of Pace Analytical Services, LLC.

**Pace Analytical Services, LLC**
9800 Kincey Ave. Suite 100
Huntersville, NC 28078
(704)875-9092

## ANALYTICAL RESULTS

Project: CPC HUNTERSVILLE-60639876
Pace Project No.: 92581834

**Sample: MW-78** **Lab ID: 92581834002** Collected: 01/10/22 11:25 Received: 01/10/22 15:15 Matrix: Water

| Parameters | Results | Units | Report Limit | MDL | DF | Prepared | Analyzed | CAS No. | Qual |
|---|---|---|---|---|---|---|---|---|---|
| **6200B MSV** | Analytical Method: SM 6200B<br>Pace Analytical Services - Charlotte | | | | | | | | |
| Diisopropyl ether | ND | ug/L | 0.50 | 0.31 | 1 | | 01/11/22 15:11 | 108-20-3 | |
| Ethylbenzene | ND | ug/L | 0.50 | 0.30 | 1 | | 01/11/22 15:11 | 100-41-4 | |
| Hexachloro-1,3-butadiene | ND | ug/L | 2.0 | 1.5 | 1 | | 01/11/22 15:11 | 87-68-3 | |
| Isopropylbenzene (Cumene) | ND | ug/L | 0.50 | 0.33 | 1 | | 01/11/22 15:11 | 98-82-8 | |
| Methylene Chloride | ND | ug/L | 2.0 | 2.0 | 1 | | 01/11/22 15:11 | 75-09-2 | |
| Methyl-tert-butyl ether | ND | ug/L | 0.50 | 0.42 | 1 | | 01/11/22 15:11 | 1634-04-4 | |
| Naphthalene | ND | ug/L | 2.0 | 0.64 | 1 | | 01/11/22 15:11 | 91-20-3 | |
| n-Propylbenzene | ND | ug/L | 0.50 | 0.34 | 1 | | 01/11/22 15:11 | 103-65-1 | |
| Styrene | ND | ug/L | 0.50 | 0.29 | 1 | | 01/11/22 15:11 | 100-42-5 | |
| 1,1,1,2-Tetrachloroethane | ND | ug/L | 0.50 | 0.31 | 1 | | 01/11/22 15:11 | 630-20-6 | |
| 1,1,2,2-Tetrachloroethane | ND | ug/L | 0.50 | 0.22 | 1 | | 01/11/22 15:11 | 79-34-5 | |
| Tetrachloroethene | ND | ug/L | 0.50 | 0.29 | 1 | | 01/11/22 15:11 | 127-18-4 | |
| Toluene | ND | ug/L | 0.50 | 0.48 | 1 | | 01/11/22 15:11 | 108-88-3 | |
| 1,2,3-Trichlorobenzene | ND | ug/L | 2.0 | 0.81 | 1 | | 01/11/22 15:11 | 87-61-6 | |
| 1,2,4-Trichlorobenzene | ND | ug/L | 2.0 | 0.64 | 1 | | 01/11/22 15:11 | 120-82-1 | |
| 1,1,1-Trichloroethane | ND | ug/L | 0.50 | 0.33 | 1 | | 01/11/22 15:11 | 71-55-6 | |
| 1,1,2-Trichloroethane | ND | ug/L | 0.50 | 0.32 | 1 | | 01/11/22 15:11 | 79-00-5 | |
| Trichloroethene | ND | ug/L | 0.50 | 0.38 | 1 | | 01/11/22 15:11 | 79-01-6 | |
| Trichlorofluoromethane | ND | ug/L | 1.0 | 0.30 | 1 | | 01/11/22 15:11 | 75-69-4 | |
| 1,2,3-Trichloropropane | ND | ug/L | 0.50 | 0.26 | 1 | | 01/11/22 15:11 | 96-18-4 | |
| 1,2,4-Trimethylbenzene | ND | ug/L | 0.50 | 0.50 | 1 | | 01/11/22 15:11 | 95-63-6 | |
| 1,3,5-Trimethylbenzene | ND | ug/L | 0.50 | 0.33 | 1 | | 01/11/22 15:11 | 108-67-8 | |
| Vinyl chloride | ND | ug/L | 1.0 | 0.39 | 1 | | 01/11/22 15:11 | 75-01-4 | |
| m&p-Xylene | ND | ug/L | 1.0 | 0.71 | 1 | | 01/11/22 15:11 | 179601-23-1 | |
| o-Xylene | ND | ug/L | 0.50 | 0.34 | 1 | | 01/11/22 15:11 | 95-47-6 | |
| ***Surrogates*** | | | | | | | | | |
| 1,2-Dichloroethane-d4 (S) | 91 | % | 70-130 | | 1 | | 01/11/22 15:11 | 17060-07-0 | |
| 4-Bromofluorobenzene (S) | 96 | % | 70-130 | | 1 | | 01/11/22 15:11 | 460-00-4 | |
| Toluene-d8 (S) | 102 | % | 70-130 | | 1 | | 01/11/22 15:11 | 2037-26-5 | |

## REPORT OF LABORATORY ANALYSIS

This report shall not be reproduced, except in full,
without the written consent of Pace Analytical Services, LLC.

**Pace Analytical Services, LLC**
9800 Kincey Ave. Suite 100
Huntersville, NC 28078
(704)875-9092

## ANALYTICAL RESULTS

Project: CPC HUNTERSVILLE-60639876
Pace Project No.: 92581834

**Sample: DUP-1-20220110** **Lab ID: 92581834003** Collected: 01/10/22 00:00 Received: 01/10/22 15:15 Matrix: Water

| Parameters | Results | Units | Report Limit | MDL | DF | Prepared | Analyzed | CAS No. | Qual |
|---|---|---|---|---|---|---|---|---|---|
| **VPH NC Water** | Analytical Method: MADEP VPH<br>Pace Analytical Services - Charlotte | | | | | | | | |
| Total VPH (C5-C12) | ND | ug/L | 50.0 | 50.0 | 1 | | 01/11/22 16:41 | | N2 |
| Aliphatic (C05-C08) | ND | ug/L | 50.0 | 50.0 | 1 | | 01/11/22 16:41 | | N2 |
| Aliphatic(C09-C12) Adjusted | ND | ug/L | 50.0 | 50.0 | 1 | | 01/11/22 16:41 | | N2 |
| Aromatic (C09-C10) | ND | ug/L | 50.0 | 50.0 | 1 | | 01/11/22 16:41 | | N2 |
| ***Surrogates*** | | | | | | | | | |
| 4-Bromofluorobenzene (FID) (S) | 101 | % | 70-130 | | 1 | | 01/11/22 16:41 | 460-00-4 | |
| 4-Bromofluorobenzene (PID) (S) | 81 | % | 70-130 | | 1 | | 01/11/22 16:41 | 460-00-4 | |
| **6200B MSV** | Analytical Method: SM 6200B<br>Pace Analytical Services - Charlotte | | | | | | | | |
| Benzene | ND | ug/L | 0.50 | 0.34 | 1 | | 01/11/22 15:29 | 71-43-2 | |
| Bromobenzene | ND | ug/L | 0.50 | 0.29 | 1 | | 01/11/22 15:29 | 108-86-1 | |
| Bromochloromethane | ND | ug/L | 0.50 | 0.47 | 1 | | 01/11/22 15:29 | 74-97-5 | |
| Bromodichloromethane | ND | ug/L | 0.50 | 0.31 | 1 | | 01/11/22 15:29 | 75-27-4 | |
| Bromoform | ND | ug/L | 0.50 | 0.34 | 1 | | 01/11/22 15:29 | 75-25-2 | |
| Bromomethane | ND | ug/L | 5.0 | 1.7 | 1 | | 01/11/22 15:29 | 74-83-9 | |
| n-Butylbenzene | ND | ug/L | 0.50 | 0.49 | 1 | | 01/11/22 15:29 | 104-51-8 | |
| sec-Butylbenzene | ND | ug/L | 0.50 | 0.40 | 1 | | 01/11/22 15:29 | 135-98-8 | |
| tert-Butylbenzene | ND | ug/L | 0.50 | 0.32 | 1 | | 01/11/22 15:29 | 98-06-6 | |
| Carbon tetrachloride | ND | ug/L | 0.50 | 0.33 | 1 | | 01/11/22 15:29 | 56-23-5 | |
| Chlorobenzene | ND | ug/L | 0.50 | 0.28 | 1 | | 01/11/22 15:29 | 108-90-7 | |
| Chloroethane | ND | ug/L | 1.0 | 0.65 | 1 | | 01/11/22 15:29 | 75-00-3 | |
| Chloroform | ND | ug/L | 0.50 | 0.35 | 1 | | 01/11/22 15:29 | 67-66-3 | |
| Chloromethane | ND | ug/L | 1.0 | 0.54 | 1 | | 01/11/22 15:29 | 74-87-3 | |
| 2-Chlorotoluene | ND | ug/L | 0.50 | 0.32 | 1 | | 01/11/22 15:29 | 95-49-8 | |
| 4-Chlorotoluene | ND | ug/L | 0.50 | 0.32 | 1 | | 01/11/22 15:29 | 106-43-4 | |
| 1,2-Dibromo-3-chloropropane | ND | ug/L | 1.0 | 0.34 | 1 | | 01/11/22 15:29 | 96-12-8 | |
| Dibromochloromethane | ND | ug/L | 0.50 | 0.36 | 1 | | 01/11/22 15:29 | 124-48-1 | |
| 1,2-Dibromoethane (EDB) | ND | ug/L | 0.50 | 0.27 | 1 | | 01/11/22 15:29 | 106-93-4 | |
| Dibromomethane | ND | ug/L | 0.50 | 0.39 | 1 | | 01/11/22 15:29 | 74-95-3 | |
| 1,2-Dichlorobenzene | ND | ug/L | 0.50 | 0.34 | 1 | | 01/11/22 15:29 | 95-50-1 | |
| 1,3-Dichlorobenzene | ND | ug/L | 0.50 | 0.34 | 1 | | 01/11/22 15:29 | 541-73-1 | |
| 1,4-Dichlorobenzene | ND | ug/L | 0.50 | 0.33 | 1 | | 01/11/22 15:29 | 106-46-7 | |
| Dichlorodifluoromethane | ND | ug/L | 0.50 | 0.35 | 1 | | 01/11/22 15:29 | 75-71-8 | |
| 1,1-Dichloroethane | ND | ug/L | 0.50 | 0.37 | 1 | | 01/11/22 15:29 | 75-34-3 | |
| 1,2-Dichloroethane | ND | ug/L | 0.50 | 0.32 | 1 | | 01/11/22 15:29 | 107-06-2 | |
| 1,1-Dichloroethene | ND | ug/L | 0.50 | 0.35 | 1 | | 01/11/22 15:29 | 75-35-4 | |
| cis-1,2-Dichloroethene | ND | ug/L | 0.50 | 0.38 | 1 | | 01/11/22 15:29 | 156-59-2 | |
| trans-1,2-Dichloroethene | ND | ug/L | 0.50 | 0.40 | 1 | | 01/11/22 15:29 | 156-60-5 | |
| 1,2-Dichloropropane | ND | ug/L | 0.50 | 0.36 | 1 | | 01/11/22 15:29 | 78-87-5 | |
| 1,3-Dichloropropane | ND | ug/L | 0.50 | 0.28 | 1 | | 01/11/22 15:29 | 142-28-9 | |
| 2,2-Dichloropropane | ND | ug/L | 0.50 | 0.39 | 1 | | 01/11/22 15:29 | 594-20-7 | |
| 1,1-Dichloropropene | ND | ug/L | 0.50 | 0.43 | 1 | | 01/11/22 15:29 | 563-58-6 | |
| cis-1,3-Dichloropropene | ND | ug/L | 0.50 | 0.36 | 1 | | 01/11/22 15:29 | 10061-01-5 | |
| trans-1,3-Dichloropropene | ND | ug/L | 0.50 | 0.36 | 1 | | 01/11/22 15:29 | 10061-02-6 | |

## REPORT OF LABORATORY ANALYSIS

This report shall not be reproduced, except in full,
without the written consent of Pace Analytical Services, LLC.

**Pace Analytical Services, LLC**
9800 Kincey Ave. Suite 100
Huntersville, NC 28078
(704)875-9092

## ANALYTICAL RESULTS

Project: CPC HUNTERSVILLE-60639876
Pace Project No.: 92581834

**Sample: DUP-1-20220110** **Lab ID: 92581834003** Collected: 01/10/22 00:00 Received: 01/10/22 15:15 Matrix: Water

| Parameters | Results | Units | Report Limit | MDL | DF | Prepared | Analyzed | CAS No. | Qual |
|---|---|---|---|---|---|---|---|---|---|
| **6200B MSV** | Analytical Method: SM 6200B<br>Pace Analytical Services - Charlotte | | | | | | | | |
| Diisopropyl ether | ND | ug/L | 0.50 | 0.31 | 1 | | 01/11/22 15:29 | 108-20-3 | |
| Ethylbenzene | ND | ug/L | 0.50 | 0.30 | 1 | | 01/11/22 15:29 | 100-41-4 | |
| Hexachloro-1,3-butadiene | ND | ug/L | 2.0 | 1.5 | 1 | | 01/11/22 15:29 | 87-68-3 | |
| Isopropylbenzene (Cumene) | ND | ug/L | 0.50 | 0.33 | 1 | | 01/11/22 15:29 | 98-82-8 | |
| Methylene Chloride | ND | ug/L | 2.0 | 2.0 | 1 | | 01/11/22 15:29 | 75-09-2 | |
| Methyl-tert-butyl ether | ND | ug/L | 0.50 | 0.42 | 1 | | 01/11/22 15:29 | 1634-04-4 | |
| Naphthalene | ND | ug/L | 2.0 | 0.64 | 1 | | 01/11/22 15:29 | 91-20-3 | |
| n-Propylbenzene | ND | ug/L | 0.50 | 0.34 | 1 | | 01/11/22 15:29 | 103-65-1 | |
| Styrene | ND | ug/L | 0.50 | 0.29 | 1 | | 01/11/22 15:29 | 100-42-5 | |
| 1,1,1,2-Tetrachloroethane | ND | ug/L | 0.50 | 0.31 | 1 | | 01/11/22 15:29 | 630-20-6 | |
| 1,1,2,2-Tetrachloroethane | ND | ug/L | 0.50 | 0.22 | 1 | | 01/11/22 15:29 | 79-34-5 | |
| Tetrachloroethene | ND | ug/L | 0.50 | 0.29 | 1 | | 01/11/22 15:29 | 127-18-4 | |
| Toluene | ND | ug/L | 0.50 | 0.48 | 1 | | 01/11/22 15:29 | 108-88-3 | |
| 1,2,3-Trichlorobenzene | ND | ug/L | 2.0 | 0.81 | 1 | | 01/11/22 15:29 | 87-61-6 | |
| 1,2,4-Trichlorobenzene | ND | ug/L | 2.0 | 0.64 | 1 | | 01/11/22 15:29 | 120-82-1 | |
| 1,1,1-Trichloroethane | ND | ug/L | 0.50 | 0.33 | 1 | | 01/11/22 15:29 | 71-55-6 | |
| 1,1,2-Trichloroethane | ND | ug/L | 0.50 | 0.32 | 1 | | 01/11/22 15:29 | 79-00-5 | |
| Trichloroethene | ND | ug/L | 0.50 | 0.38 | 1 | | 01/11/22 15:29 | 79-01-6 | |
| Trichlorofluoromethane | ND | ug/L | 1.0 | 0.30 | 1 | | 01/11/22 15:29 | 75-69-4 | |
| 1,2,3-Trichloropropane | ND | ug/L | 0.50 | 0.26 | 1 | | 01/11/22 15:29 | 96-18-4 | |
| 1,2,4-Trimethylbenzene | ND | ug/L | 0.50 | 0.50 | 1 | | 01/11/22 15:29 | 95-63-6 | |
| 1,3,5-Trimethylbenzene | ND | ug/L | 0.50 | 0.33 | 1 | | 01/11/22 15:29 | 108-67-8 | |
| Vinyl chloride | ND | ug/L | 1.0 | 0.39 | 1 | | 01/11/22 15:29 | 75-01-4 | |
| m&p-Xylene | ND | ug/L | 1.0 | 0.71 | 1 | | 01/11/22 15:29 | 179601-23-1 | |
| o-Xylene | ND | ug/L | 0.50 | 0.34 | 1 | | 01/11/22 15:29 | 95-47-6 | |
| ***Surrogates*** | | | | | | | | | |
| 1,2-Dichloroethane-d4 (S) | 89 | % | 70-130 | | 1 | | 01/11/22 15:29 | 17060-07-0 | |
| 4-Bromofluorobenzene (S) | 94 | % | 70-130 | | 1 | | 01/11/22 15:29 | 460-00-4 | |
| Toluene-d8 (S) | 102 | % | 70-130 | | 1 | | 01/11/22 15:29 | 2037-26-5 | |

## REPORT OF LABORATORY ANALYSIS

This report shall not be reproduced, except in full,
without the written consent of Pace Analytical Services, LLC.

**Pace Analytical Services, LLC**
9800 Kincey Ave. Suite 100
Huntersville, NC 28078
(704)875-9092

## ANALYTICAL RESULTS

Project: CPC HUNTERSVILLE-60639876
Pace Project No.: 92581834

**Sample: TRIP BLANK** **Lab ID: 92581834004** Collected: 01/10/22 00:00 Received: 01/10/22 15:15 Matrix: Water

| Parameters | Results | Units | Report Limit | MDL | DF | Prepared | Analyzed | CAS No. | Qual |
|---|---|---|---|---|---|---|---|---|---|
| **6200B MSV** | Analytical Method: SM 6200B<br>Pace Analytical Services - Charlotte | | | | | | | | |
| Benzene | ND | ug/L | 0.50 | 0.34 | 1 | | 01/11/22 13:41 | 71-43-2 | |
| Bromobenzene | ND | ug/L | 0.50 | 0.29 | 1 | | 01/11/22 13:41 | 108-86-1 | |
| Bromochloromethane | ND | ug/L | 0.50 | 0.47 | 1 | | 01/11/22 13:41 | 74-97-5 | |
| Bromodichloromethane | ND | ug/L | 0.50 | 0.31 | 1 | | 01/11/22 13:41 | 75-27-4 | |
| Bromoform | ND | ug/L | 0.50 | 0.34 | 1 | | 01/11/22 13:41 | 75-25-2 | |
| Bromomethane | ND | ug/L | 5.0 | 1.7 | 1 | | 01/11/22 13:41 | 74-83-9 | |
| n-Butylbenzene | ND | ug/L | 0.50 | 0.49 | 1 | | 01/11/22 13:41 | 104-51-8 | |
| sec-Butylbenzene | ND | ug/L | 0.50 | 0.40 | 1 | | 01/11/22 13:41 | 135-98-8 | |
| tert-Butylbenzene | ND | ug/L | 0.50 | 0.32 | 1 | | 01/11/22 13:41 | 98-06-6 | |
| Carbon tetrachloride | ND | ug/L | 0.50 | 0.33 | 1 | | 01/11/22 13:41 | 56-23-5 | |
| Chlorobenzene | ND | ug/L | 0.50 | 0.28 | 1 | | 01/11/22 13:41 | 108-90-7 | |
| Chloroethane | ND | ug/L | 1.0 | 0.65 | 1 | | 01/11/22 13:41 | 75-00-3 | |
| Chloroform | ND | ug/L | 0.50 | 0.35 | 1 | | 01/11/22 13:41 | 67-66-3 | |
| Chloromethane | ND | ug/L | 1.0 | 0.54 | 1 | | 01/11/22 13:41 | 74-87-3 | |
| 2-Chlorotoluene | ND | ug/L | 0.50 | 0.32 | 1 | | 01/11/22 13:41 | 95-49-8 | |
| 4-Chlorotoluene | ND | ug/L | 0.50 | 0.32 | 1 | | 01/11/22 13:41 | 106-43-4 | |
| 1,2-Dibromo-3-chloropropane | ND | ug/L | 1.0 | 0.34 | 1 | | 01/11/22 13:41 | 96-12-8 | |
| Dibromochloromethane | ND | ug/L | 0.50 | 0.36 | 1 | | 01/11/22 13:41 | 124-48-1 | |
| 1,2-Dibromoethane (EDB) | ND | ug/L | 0.50 | 0.27 | 1 | | 01/11/22 13:41 | 106-93-4 | |
| Dibromomethane | ND | ug/L | 0.50 | 0.39 | 1 | | 01/11/22 13:41 | 74-95-3 | |
| 1,2-Dichlorobenzene | ND | ug/L | 0.50 | 0.34 | 1 | | 01/11/22 13:41 | 95-50-1 | |
| 1,3-Dichlorobenzene | ND | ug/L | 0.50 | 0.34 | 1 | | 01/11/22 13:41 | 541-73-1 | |
| 1,4-Dichlorobenzene | ND | ug/L | 0.50 | 0.33 | 1 | | 01/11/22 13:41 | 106-46-7 | |
| Dichlorodifluoromethane | ND | ug/L | 0.50 | 0.35 | 1 | | 01/11/22 13:41 | 75-71-8 | |
| 1,1-Dichloroethane | ND | ug/L | 0.50 | 0.37 | 1 | | 01/11/22 13:41 | 75-34-3 | |
| 1,2-Dichloroethane | ND | ug/L | 0.50 | 0.32 | 1 | | 01/11/22 13:41 | 107-06-2 | |
| 1,1-Dichloroethene | ND | ug/L | 0.50 | 0.35 | 1 | | 01/11/22 13:41 | 75-35-4 | |
| cis-1,2-Dichloroethene | ND | ug/L | 0.50 | 0.38 | 1 | | 01/11/22 13:41 | 156-59-2 | |
| trans-1,2-Dichloroethene | ND | ug/L | 0.50 | 0.40 | 1 | | 01/11/22 13:41 | 156-60-5 | |
| 1,2-Dichloropropane | ND | ug/L | 0.50 | 0.36 | 1 | | 01/11/22 13:41 | 78-87-5 | |
| 1,3-Dichloropropane | ND | ug/L | 0.50 | 0.28 | 1 | | 01/11/22 13:41 | 142-28-9 | |
| 2,2-Dichloropropane | ND | ug/L | 0.50 | 0.39 | 1 | | 01/11/22 13:41 | 594-20-7 | |
| 1,1-Dichloropropene | ND | ug/L | 0.50 | 0.43 | 1 | | 01/11/22 13:41 | 563-58-6 | |
| cis-1,3-Dichloropropene | ND | ug/L | 0.50 | 0.36 | 1 | | 01/11/22 13:41 | 10061-01-5 | |
| trans-1,3-Dichloropropene | ND | ug/L | 0.50 | 0.36 | 1 | | 01/11/22 13:41 | 10061-02-6 | |
| Diisopropyl ether | ND | ug/L | 0.50 | 0.31 | 1 | | 01/11/22 13:41 | 108-20-3 | |
| Ethylbenzene | ND | ug/L | 0.50 | 0.30 | 1 | | 01/11/22 13:41 | 100-41-4 | |
| Hexachloro-1,3-butadiene | ND | ug/L | 2.0 | 1.5 | 1 | | 01/11/22 13:41 | 87-68-3 | |
| Isopropylbenzene (Cumene) | ND | ug/L | 0.50 | 0.33 | 1 | | 01/11/22 13:41 | 98-82-8 | |
| Methylene Chloride | ND | ug/L | 2.0 | 2.0 | 1 | | 01/11/22 13:41 | 75-09-2 | |
| Methyl-tert-butyl ether | ND | ug/L | 0.50 | 0.42 | 1 | | 01/11/22 13:41 | 1634-04-4 | |
| Naphthalene | ND | ug/L | 2.0 | 0.64 | 1 | | 01/11/22 13:41 | 91-20-3 | |
| n-Propylbenzene | ND | ug/L | 0.50 | 0.34 | 1 | | 01/11/22 13:41 | 103-65-1 | |
| Styrene | ND | ug/L | 0.50 | 0.29 | 1 | | 01/11/22 13:41 | 100-42-5 | |
| 1,1,1,2-Tetrachloroethane | ND | ug/L | 0.50 | 0.31 | 1 | | 01/11/22 13:41 | 630-20-6 | |

## REPORT OF LABORATORY ANALYSIS

This report shall not be reproduced, except in full,
without the written consent of Pace Analytical Services, LLC.

**Pace Analytical Services, LLC**
9800 Kincey Ave. Suite 100
Huntersville, NC 28078
(704)875-9092

## ANALYTICAL RESULTS

Project: CPC HUNTERSVILLE-60639876
Pace Project No.: 92581834

**Sample: TRIP BLANK** **Lab ID: 92581834004** Collected: 01/10/22 00:00 Received: 01/10/22 15:15 Matrix: Water

| Parameters | Results | Units | Report Limit | MDL | DF | Prepared | Analyzed | CAS No. | Qual |
|---|---|---|---|---|---|---|---|---|---|
| **6200B MSV** | Analytical Method: SM 6200B<br>Pace Analytical Services - Charlotte | | | | | | | | |
| 1,1,2,2-Tetrachloroethane | ND | ug/L | 0.50 | 0.22 | 1 | | 01/11/22 13:41 | 79-34-5 | |
| Tetrachloroethene | ND | ug/L | 0.50 | 0.29 | 1 | | 01/11/22 13:41 | 127-18-4 | |
| Toluene | ND | ug/L | 0.50 | 0.48 | 1 | | 01/11/22 13:41 | 108-88-3 | |
| 1,2,3-Trichlorobenzene | ND | ug/L | 2.0 | 0.81 | 1 | | 01/11/22 13:41 | 87-61-6 | |
| 1,2,4-Trichlorobenzene | ND | ug/L | 2.0 | 0.64 | 1 | | 01/11/22 13:41 | 120-82-1 | |
| 1,1,1-Trichloroethane | ND | ug/L | 0.50 | 0.33 | 1 | | 01/11/22 13:41 | 71-55-6 | |
| 1,1,2-Trichloroethane | ND | ug/L | 0.50 | 0.32 | 1 | | 01/11/22 13:41 | 79-00-5 | |
| Trichloroethene | ND | ug/L | 0.50 | 0.38 | 1 | | 01/11/22 13:41 | 79-01-6 | |
| Trichlorofluoromethane | ND | ug/L | 1.0 | 0.30 | 1 | | 01/11/22 13:41 | 75-69-4 | |
| 1,2,3-Trichloropropane | ND | ug/L | 0.50 | 0.26 | 1 | | 01/11/22 13:41 | 96-18-4 | |
| 1,2,4-Trimethylbenzene | ND | ug/L | 0.50 | 0.50 | 1 | | 01/11/22 13:41 | 95-63-6 | |
| 1,3,5-Trimethylbenzene | ND | ug/L | 0.50 | 0.33 | 1 | | 01/11/22 13:41 | 108-67-8 | |
| Vinyl chloride | ND | ug/L | 1.0 | 0.39 | 1 | | 01/11/22 13:41 | 75-01-4 | |
| m&p-Xylene | ND | ug/L | 1.0 | 0.71 | 1 | | 01/11/22 13:41 | 179601-23-1 | |
| o-Xylene | ND | ug/L | 0.50 | 0.34 | 1 | | 01/11/22 13:41 | 95-47-6 | |
| ***Surrogates*** | | | | | | | | | |
| 1,2-Dichloroethane-d4 (S) | 91 | % | 70-130 | | 1 | | 01/11/22 13:41 | 17060-07-0 | |
| 4-Bromofluorobenzene (S) | 96 | % | 70-130 | | 1 | | 01/11/22 13:41 | 460-00-4 | |
| Toluene-d8 (S) | 101 | % | 70-130 | | 1 | | 01/11/22 13:41 | 2037-26-5 | |

## REPORT OF LABORATORY ANALYSIS

This report shall not be reproduced, except in full,
without the written consent of Pace Analytical Services, LLC.

**Pace Analytical Services, LLC**
9800 Kincey Ave. Suite 100
Huntersville, NC 28078
(704)875-9092

## QUALITY CONTROL DATA

Project: CPC HUNTERSVILLE-60639876
Pace Project No.: 92581834

QC Batch: 671113
QC Batch Method: MADEP VPH
Analysis Method: MADEP VPH
Analysis Description: VPH NC Water
Laboratory: Pace Analytical Services - Charlotte
Associated Lab Samples: 92581834002, 92581834003

METHOD BLANK: 3513777 Matrix: Water
Associated Lab Samples: 92581834002, 92581834003

| Parameter | Units | Blank Result | Reporting Limit | MDL | Analyzed | Qualifiers |
|---|---|---|---|---|---|---|
| Aliphatic (C05-C08) | ug/L | ND | 50.0 | 50.0 | 01/11/22 14:46 | N2 |
| Aromatic (C09-C10) | ug/L | ND | 50.0 | 50.0 | 01/11/22 14:46 | N2 |
| 4-Bromofluorobenzene (FID) (S) | % | 99 | 70-130 | | 01/11/22 14:46 | |
| 4-Bromofluorobenzene (PID) (S) | % | 81 | 70-130 | | 01/11/22 14:46 | |

LABORATORY CONTROL SAMPLE & LCSD: 3513778 3513779

| Parameter | Units | Spike Conc. | LCS Result | LCSD Result | LCS % Rec | LCSD % Rec | % Rec Limits | RPD | Max RPD | Qualifiers |
|---|---|---|---|---|---|---|---|---|---|---|
| Aliphatic (C05-C08) | ug/L | 300 | 309 | 284 | 103 | 95 | 70-130 | 8 | 25 | N2 |
| Aromatic (C09-C10) | ug/L | 100 | 89.8 | 89.0 | 90 | 89 | 70-130 | 1 | 25 | N2 |
| 4-Bromofluorobenzene (FID) (S) | % | | | | 104 | 100 | 70-130 | | | |
| 4-Bromofluorobenzene (PID) (S) | % | | | | 82 | 77 | 70-130 | | | |

**Results presented on this page are in the units indicated by the "Units" column except where an alternate unit is presented to the right of the result.**

## REPORT OF LABORATORY ANALYSIS

This report shall not be reproduced, except in full,
without the written consent of Pace Analytical Services, LLC.

**Pace Analytical Services, LLC**
9800 Kincey Ave. Suite 100
Huntersville, NC 28078
(704)875-9092

## QUALITY CONTROL DATA

Project: CPC HUNTERSVILLE-60639876
Pace Project No.: 92581834

QC Batch: 671632
QC Batch Method: MADEP VPH
Analysis Method: MADEP VPH
Analysis Description: VPH NC Water
Laboratory: Pace Analytical Services - Charlotte
Associated Lab Samples: 92581834001

METHOD BLANK: 3516691 Matrix: Water
Associated Lab Samples: 92581834001

| Parameter | Units | Blank Result | Reporting Limit | MDL | Analyzed | Qualifiers |
|---|---|---|---|---|---|---|
| Aliphatic (C05-C08) | ug/L | ND | 50.0 | 50.0 | 01/13/22 12:27 | N2 |
| Aromatic (C09-C10) | ug/L | ND | 50.0 | 50.0 | 01/13/22 12:27 | N2 |
| 4-Bromofluorobenzene (FID) (S) | % | 101 | 70-130 | | 01/13/22 12:27 | |
| 4-Bromofluorobenzene (PID) (S) | % | 78 | 70-130 | | 01/13/22 12:27 | |

LABORATORY CONTROL SAMPLE & LCSD: 3516692 3516693

| Parameter | Units | Spike Conc. | LCS Result | LCSD Result | LCS % Rec | LCSD % Rec | % Rec Limits | RPD | Max RPD | Qualifiers |
|---|---|---|---|---|---|---|---|---|---|---|
| Aliphatic (C05-C08) | ug/L | 300 | 301 | 299 | 100 | 100 | 70-130 | 1 | 25 | N2 |
| Aromatic (C09-C10) | ug/L | 100 | 85.8 | 87.6 | 86 | 88 | 70-130 | 2 | 25 | N2 |
| 4-Bromofluorobenzene (FID) (S) | % | | | | 99 | 101 | 70-130 | | | |
| 4-Bromofluorobenzene (PID) (S) | % | | | | 75 | 76 | 70-130 | | | |

**Results presented on this page are in the units indicated by the "Units" column except where an alternate unit is presented to the right of the result.**

## REPORT OF LABORATORY ANALYSIS

This report shall not be reproduced, except in full,
without the written consent of Pace Analytical Services, LLC.

**Pace Analytical Services, LLC**
9800 Kincey Ave. Suite 100
Huntersville, NC 28078
(704)875-9092

## QUALITY CONTROL DATA

Project: CPC HUNTERSVILLE-60639876
Pace Project No.: 92581834

QC Batch: 670907
QC Batch Method: SM 6200B
Analysis Method: SM 6200B
Analysis Description: 6200B MSV
Laboratory: Pace Analytical Services - Charlotte
Associated Lab Samples: 92581834001, 92581834002, 92581834003, 92581834004

METHOD BLANK: 3512895 Matrix: Water
Associated Lab Samples: 92581834001, 92581834002, 92581834003, 92581834004

| Parameter | Units | Blank Result | Reporting Limit | MDL | Analyzed | Qualifiers |
|---|---|---|---|---|---|---|
| 1,1,1,2-Tetrachloroethane | ug/L | ND | 0.50 | 0.31 | 01/11/22 12:48 | |
| 1,1,1-Trichloroethane | ug/L | ND | 0.50 | 0.33 | 01/11/22 12:48 | |
| 1,1,2,2-Tetrachloroethane | ug/L | ND | 0.50 | 0.22 | 01/11/22 12:48 | |
| 1,1,2-Trichloroethane | ug/L | ND | 0.50 | 0.32 | 01/11/22 12:48 | |
| 1,1-Dichloroethane | ug/L | ND | 0.50 | 0.37 | 01/11/22 12:48 | |
| 1,1-Dichloroethene | ug/L | ND | 0.50 | 0.35 | 01/11/22 12:48 | |
| 1,1-Dichloropropene | ug/L | ND | 0.50 | 0.43 | 01/11/22 12:48 | |
| 1,2,3-Trichlorobenzene | ug/L | ND | 2.0 | 0.81 | 01/11/22 12:48 | |
| 1,2,3-Trichloropropane | ug/L | ND | 0.50 | 0.26 | 01/11/22 12:48 | |
| 1,2,4-Trichlorobenzene | ug/L | ND | 2.0 | 0.64 | 01/11/22 12:48 | |
| 1,2,4-Trimethylbenzene | ug/L | ND | 0.50 | 0.50 | 01/11/22 12:48 | |
| 1,2-Dibromo-3-chloropropane | ug/L | ND | 1.0 | 0.34 | 01/11/22 12:48 | |
| 1,2-Dibromoethane (EDB) | ug/L | ND | 0.50 | 0.27 | 01/11/22 12:48 | |
| 1,2-Dichlorobenzene | ug/L | ND | 0.50 | 0.34 | 01/11/22 12:48 | |
| 1,2-Dichloroethane | ug/L | ND | 0.50 | 0.32 | 01/11/22 12:48 | |
| 1,2-Dichloropropane | ug/L | ND | 0.50 | 0.36 | 01/11/22 12:48 | |
| 1,3,5-Trimethylbenzene | ug/L | ND | 0.50 | 0.33 | 01/11/22 12:48 | |
| 1,3-Dichlorobenzene | ug/L | ND | 0.50 | 0.34 | 01/11/22 12:48 | |
| 1,3-Dichloropropane | ug/L | ND | 0.50 | 0.28 | 01/11/22 12:48 | |
| 1,4-Dichlorobenzene | ug/L | ND | 0.50 | 0.33 | 01/11/22 12:48 | |
| 2,2-Dichloropropane | ug/L | ND | 0.50 | 0.39 | 01/11/22 12:48 | |
| 2-Chlorotoluene | ug/L | ND | 0.50 | 0.32 | 01/11/22 12:48 | |
| 4-Chlorotoluene | ug/L | ND | 0.50 | 0.32 | 01/11/22 12:48 | |
| Benzene | ug/L | ND | 0.50 | 0.34 | 01/11/22 12:48 | |
| Bromobenzene | ug/L | ND | 0.50 | 0.29 | 01/11/22 12:48 | |
| Bromochloromethane | ug/L | ND | 0.50 | 0.47 | 01/11/22 12:48 | |
| Bromodichloromethane | ug/L | ND | 0.50 | 0.31 | 01/11/22 12:48 | |
| Bromoform | ug/L | ND | 0.50 | 0.34 | 01/11/22 12:48 | |
| Bromomethane | ug/L | ND | 5.0 | 1.7 | 01/11/22 12:48 | |
| Carbon tetrachloride | ug/L | ND | 0.50 | 0.33 | 01/11/22 12:48 | |
| Chlorobenzene | ug/L | ND | 0.50 | 0.28 | 01/11/22 12:48 | |
| Chloroethane | ug/L | ND | 1.0 | 0.65 | 01/11/22 12:48 | |
| Chloroform | ug/L | ND | 0.50 | 0.35 | 01/11/22 12:48 | |
| Chloromethane | ug/L | ND | 1.0 | 0.54 | 01/11/22 12:48 | |
| cis-1,2-Dichloroethene | ug/L | ND | 0.50 | 0.38 | 01/11/22 12:48 | |
| cis-1,3-Dichloropropene | ug/L | ND | 0.50 | 0.36 | 01/11/22 12:48 | |
| Dibromochloromethane | ug/L | ND | 0.50 | 0.36 | 01/11/22 12:48 | |
| Dibromomethane | ug/L | ND | 0.50 | 0.39 | 01/11/22 12:48 | |
| Dichlorodifluoromethane | ug/L | ND | 0.50 | 0.35 | 01/11/22 12:48 | |
| Diisopropyl ether | ug/L | ND | 0.50 | 0.31 | 01/11/22 12:48 | |

**Results presented on this page are in the units indicated by the "Units" column except where an alternate unit is presented to the right of the result.**

## REPORT OF LABORATORY ANALYSIS

This report shall not be reproduced, except in full,
without the written consent of Pace Analytical Services, LLC.

**Pace Analytical Services, LLC**
9800 Kincey Ave. Suite 100
Huntersville, NC 28078
(704)875-9092

## QUALITY CONTROL DATA

Project: CPC HUNTERSVILLE-60639876
Pace Project No.: 92581834

METHOD BLANK: 3512895 Matrix: Water
Associated Lab Samples: 92581834001, 92581834002, 92581834003, 92581834004

| Parameter | Units | Blank Result | Reporting Limit | MDL | Analyzed | Qualifiers |
|---|---|---|---|---|---|---|
| Ethylbenzene | ug/L | ND | 0.50 | 0.30 | 01/11/22 12:48 | |
| Hexachloro-1,3-butadiene | ug/L | ND | 2.0 | 1.5 | 01/11/22 12:48 | |
| Isopropylbenzene (Cumene) | ug/L | ND | 0.50 | 0.33 | 01/11/22 12:48 | |
| m&p-Xylene | ug/L | ND | 1.0 | 0.71 | 01/11/22 12:48 | |
| Methyl-tert-butyl ether | ug/L | ND | 0.50 | 0.42 | 01/11/22 12:48 | |
| Methylene Chloride | ug/L | ND | 2.0 | 2.0 | 01/11/22 12:48 | |
| n-Butylbenzene | ug/L | ND | 0.50 | 0.49 | 01/11/22 12:48 | |
| n-Propylbenzene | ug/L | ND | 0.50 | 0.34 | 01/11/22 12:48 | |
| Naphthalene | ug/L | ND | 2.0 | 0.64 | 01/11/22 12:48 | |
| o-Xylene | ug/L | ND | 0.50 | 0.34 | 01/11/22 12:48 | |
| sec-Butylbenzene | ug/L | ND | 0.50 | 0.40 | 01/11/22 12:48 | |
| Styrene | ug/L | ND | 0.50 | 0.29 | 01/11/22 12:48 | |
| tert-Butylbenzene | ug/L | ND | 0.50 | 0.32 | 01/11/22 12:48 | |
| Tetrachloroethene | ug/L | ND | 0.50 | 0.29 | 01/11/22 12:48 | |
| Toluene | ug/L | ND | 0.50 | 0.48 | 01/11/22 12:48 | |
| trans-1,2-Dichloroethene | ug/L | ND | 0.50 | 0.40 | 01/11/22 12:48 | |
| trans-1,3-Dichloropropene | ug/L | ND | 0.50 | 0.36 | 01/11/22 12:48 | |
| Trichloroethene | ug/L | ND | 0.50 | 0.38 | 01/11/22 12:48 | |
| Trichlorofluoromethane | ug/L | ND | 1.0 | 0.30 | 01/11/22 12:48 | |
| Vinyl chloride | ug/L | ND | 1.0 | 0.39 | 01/11/22 12:48 | |
| 1,2-Dichloroethane-d4 (S) | % | 88 | 70-130 | | 01/11/22 12:48 | |
| 4-Bromofluorobenzene (S) | % | 95 | 70-130 | | 01/11/22 12:48 | |
| Toluene-d8 (S) | % | 102 | 70-130 | | 01/11/22 12:48 | |

LABORATORY CONTROL SAMPLE: 3512896

| Parameter | Units | Spike Conc. | LCS Result | LCS % Rec | % Rec Limits | Qualifiers |
|---|---|---|---|---|---|---|
| 1,1,1,2-Tetrachloroethane | ug/L | 50 | 46.5 | 93 | 60-140 | |
| 1,1,1-Trichloroethane | ug/L | 50 | 45.8 | 92 | 60-140 | |
| 1,1,2,2-Tetrachloroethane | ug/L | 50 | 47.1 | 94 | 60-140 | |
| 1,1,2-Trichloroethane | ug/L | 50 | 54.6 | 109 | 60-140 | |
| 1,1-Dichloroethane | ug/L | 50 | 51.4 | 103 | 60-140 | |
| 1,1-Dichloroethene | ug/L | 50 | 50.8 | 102 | 60-140 | |
| 1,1-Dichloropropene | ug/L | 50 | 48.6 | 97 | 60-140 | |
| 1,2,3-Trichlorobenzene | ug/L | 50 | 47.3 | 95 | 60-140 | |
| 1,2,3-Trichloropropane | ug/L | 50 | 44.4 | 89 | 60-140 | |
| 1,2,4-Trichlorobenzene | ug/L | 50 | 50.9 | 102 | 60-140 | |
| 1,2,4-Trimethylbenzene | ug/L | 50 | 51.7 | 103 | 60-140 | |
| 1,2-Dibromo-3-chloropropane | ug/L | 50 | 42.3 | 85 | 60-140 | |
| 1,2-Dibromoethane (EDB) | ug/L | 50 | 48.8 | 98 | 60-140 | |
| 1,2-Dichlorobenzene | ug/L | 50 | 51.8 | 104 | 60-140 | |
| 1,2-Dichloroethane | ug/L | 50 | 42.9 | 86 | 60-140 | |
| 1,2-Dichloropropane | ug/L | 50 | 50.7 | 101 | 60-140 | |
| 1,3,5-Trimethylbenzene | ug/L | 50 | 53.1 | 106 | 60-140 | |

**Results presented on this page are in the units indicated by the "Units" column except where an alternate unit is presented to the right of the result.**

## REPORT OF LABORATORY ANALYSIS

This report shall not be reproduced, except in full,
without the written consent of Pace Analytical Services, LLC.

**Pace Analytical Services, LLC**
9800 Kincey Ave. Suite 100
Huntersville, NC 28078
(704)875-9092

## QUALITY CONTROL DATA

Project: CPC HUNTERSVILLE-60639876
Pace Project No.: 92581834

LABORATORY CONTROL SAMPLE: 3512896

| Parameter | Units | Spike Conc. | LCS Result | LCS % Rec | % Rec Limits | Qualifiers |
|---|---|---|---|---|---|---|
| 1,3-Dichlorobenzene | ug/L | 50 | 51.3 | 103 | 60-140 | |
| 1,3-Dichloropropane | ug/L | 50 | 47.0 | 94 | 60-140 | |
| 1,4-Dichlorobenzene | ug/L | 50 | 51.0 | 102 | 60-140 | |
| 2,2-Dichloropropane | ug/L | 50 | 50.1 | 100 | 60-140 | |
| 2-Chlorotoluene | ug/L | 50 | 52.3 | 105 | 60-140 | |
| 4-Chlorotoluene | ug/L | 50 | 50.3 | 101 | 60-140 | |
| Benzene | ug/L | 50 | 52.5 | 105 | 60-140 | |
| Bromobenzene | ug/L | 50 | 50.8 | 102 | 60-140 | |
| Bromochloromethane | ug/L | 50 | 52.9 | 106 | 60-140 | |
| Bromodichloromethane | ug/L | 50 | 47.8 | 96 | 60-140 | |
| Bromoform | ug/L | 50 | 48.2 | 96 | 60-140 | |
| Bromomethane | ug/L | 50 | 55.5 | 111 | 60-140 | |
| Carbon tetrachloride | ug/L | 50 | 43.4 | 87 | 60-140 | |
| Chlorobenzene | ug/L | 50 | 51.5 | 103 | 60-140 | |
| Chloroethane | ug/L | 50 | 46.4 | 93 | 60-140 | |
| Chloroform | ug/L | 50 | 49.9 | 100 | 60-140 | |
| Chloromethane | ug/L | 50 | 47.1 | 94 | 60-140 | |
| cis-1,2-Dichloroethene | ug/L | 50 | 47.0 | 94 | 60-140 | |
| cis-1,3-Dichloropropene | ug/L | 50 | 50.1 | 100 | 60-140 | |
| Dibromochloromethane | ug/L | 50 | 49.0 | 98 | 60-140 | |
| Dibromomethane | ug/L | 50 | 53.2 | 106 | 60-140 | |
| Dichlorodifluoromethane | ug/L | 50 | 42.5 | 85 | 60-140 | |
| Diisopropyl ether | ug/L | 50 | 45.4 | 91 | 60-140 | |
| Ethylbenzene | ug/L | 50 | 51.0 | 102 | 60-140 | |
| Hexachloro-1,3-butadiene | ug/L | 50 | 45.3 | 91 | 60-140 | |
| Isopropylbenzene (Cumene) | ug/L | 50 | 53.8 | 108 | 60-140 | |
| m&p-Xylene | ug/L | 100 | 104 | 104 | 60-140 | |
| Methyl-tert-butyl ether | ug/L | 50 | 48.3 | 97 | 60-140 | |
| Methylene Chloride | ug/L | 50 | 47.2 | 94 | 60-140 | |
| n-Butylbenzene | ug/L | 50 | 52.4 | 105 | 60-140 | |
| n-Propylbenzene | ug/L | 50 | 52.5 | 105 | 60-140 | |
| Naphthalene | ug/L | 50 | 44.2 | 88 | 60-140 | |
| o-Xylene | ug/L | 50 | 51.5 | 103 | 60-140 | |
| sec-Butylbenzene | ug/L | 50 | 53.1 | 106 | 60-140 | |
| Styrene | ug/L | 50 | 50.7 | 101 | 60-140 | |
| tert-Butylbenzene | ug/L | 50 | 44.7 | 89 | 60-140 | |
| Tetrachloroethene | ug/L | 50 | 48.6 | 97 | 60-140 | |
| Toluene | ug/L | 50 | 54.1 | 108 | 60-140 | |
| trans-1,2-Dichloroethene | ug/L | 50 | 51.0 | 102 | 60-140 | |
| trans-1,3-Dichloropropene | ug/L | 50 | 49.9 | 100 | 60-140 | |
| Trichloroethene | ug/L | 50 | 52.6 | 105 | 60-140 | |
| Trichlorofluoromethane | ug/L | 50 | 43.8 | 88 | 60-140 | |
| Vinyl chloride | ug/L | 50 | 53.1 | 106 | 60-140 | |
| 1,2-Dichloroethane-d4 (S) | % | | | 86 | 70-130 | |
| 4-Bromofluorobenzene (S) | % | | | 95 | 70-130 | |
| Toluene-d8 (S) | % | | | 102 | 70-130 | |

**Results presented on this page are in the units indicated by the "Units" column except where an alternate unit is presented to the right of the result.**

## REPORT OF LABORATORY ANALYSIS

This report shall not be reproduced, except in full,
without the written consent of Pace Analytical Services, LLC.

**Pace Analytical Services, LLC**
9800 Kincey Ave. Suite 100
Huntersville, NC 28078
(704)875-9092

## QUALITY CONTROL DATA

Project: CPC HUNTERSVILLE-60639876
Pace Project No.: 92581834

MATRIX SPIKE & MATRIX SPIKE DUPLICATE: 3512897 3512898

| Parameter | Units | 92581623004 Result | MS Spike Conc. | MSD Spike Conc. | MS Result | MSD Result | MS % Rec | MSD % Rec | % Rec Limits | RPD | Max RPD | Qual |
|---|---|---|---|---|---|---|---|---|---|---|---|---|
| 1,1,1,2-Tetrachloroethane | ug/L | ND | 20 | 20 | 21.5 | 21.0 | 107 | 105 | 60-140 | 2 | 30 | |
| 1,1,1-Trichloroethane | ug/L | ND | 20 | 20 | 20.1 | 19.9 | 101 | 99 | 60-140 | 1 | 30 | |
| 1,1,2,2-Tetrachloroethane | ug/L | ND | 20 | 20 | 20.9 | 20.7 | 105 | 103 | 60-140 | 1 | 30 | |
| 1,1,2-Trichloroethane | ug/L | ND | 20 | 20 | 25.0 | 23.9 | 125 | 120 | 60-140 | 4 | 30 | |
| 1,1-Dichloroethane | ug/L | ND | 20 | 20 | 23.3 | 23.2 | 117 | 116 | 60-140 | 0 | 30 | |
| 1,1-Dichloroethene | ug/L | ND | 20 | 20 | 22.4 | 22.1 | 112 | 110 | 60-140 | 2 | 30 | |
| 1,1-Dichloropropene | ug/L | ND | 20 | 20 | 21.9 | 21.4 | 109 | 107 | 60-140 | 2 | 30 | |
| 1,2,3-Trichlorobenzene | ug/L | ND | 20 | 20 | 21.8 | 19.9 | 109 | 100 | 60-140 | 9 | 30 | |
| 1,2,3-Trichloropropane | ug/L | ND | 20 | 20 | 18.2 | 19.7 | 91 | 98 | 60-140 | 8 | 30 | |
| 1,2,4-Trichlorobenzene | ug/L | ND | 20 | 20 | 23.1 | 21.7 | 115 | 109 | 60-140 | 6 | 30 | |
| 1,2,4-Trimethylbenzene | ug/L | ND | 20 | 20 | 23.6 | 22.6 | 118 | 113 | 60-140 | 4 | 30 | |
| 1,2-Dibromo-3-chloropropane | ug/L | ND | 20 | 20 | 17.8 | 17.0 | 89 | 85 | 60-140 | 4 | 30 | |
| 1,2-Dibromoethane (EDB) | ug/L | ND | 20 | 20 | 22.3 | 22.3 | 112 | 112 | 60-140 | 0 | 30 | |
| 1,2-Dichlorobenzene | ug/L | ND | 20 | 20 | 22.9 | 21.7 | 114 | 109 | 60-140 | 5 | 30 | |
| 1,2-Dichloroethane | ug/L | ND | 20 | 20 | 19.6 | 19.4 | 98 | 97 | 60-140 | 1 | 30 | |
| 1,2-Dichloropropane | ug/L | ND | 20 | 20 | 23.5 | 23.2 | 117 | 116 | 60-140 | 1 | 30 | |
| 1,3,5-Trimethylbenzene | ug/L | ND | 20 | 20 | 24.3 | 23.3 | 121 | 117 | 60-140 | 4 | 30 | |
| 1,3-Dichlorobenzene | ug/L | ND | 20 | 20 | 22.6 | 21.9 | 113 | 109 | 60-140 | 3 | 30 | |
| 1,3-Dichloropropane | ug/L | ND | 20 | 20 | 21.6 | 21.9 | 108 | 109 | 60-140 | 1 | 30 | |
| 1,4-Dichlorobenzene | ug/L | ND | 20 | 20 | 22.8 | 22.0 | 114 | 110 | 60-140 | 4 | 30 | |
| 2,2-Dichloropropane | ug/L | ND | 20 | 20 | 22.6 | 21.6 | 113 | 108 | 60-140 | 4 | 30 | |
| 2-Chlorotoluene | ug/L | ND | 20 | 20 | 24.0 | 22.7 | 120 | 114 | 60-140 | 5 | 30 | |
| 4-Chlorotoluene | ug/L | ND | 20 | 20 | 22.0 | 21.6 | 110 | 108 | 60-140 | 2 | 30 | |
| Benzene | ug/L | ND | 20 | 20 | 24.5 | 24.1 | 122 | 120 | 60-140 | 2 | 30 | |
| Bromobenzene | ug/L | ND | 20 | 20 | 23.3 | 22.5 | 116 | 112 | 60-140 | 4 | 30 | |
| Bromochloromethane | ug/L | ND | 20 | 20 | 24.9 | 24.5 | 125 | 123 | 60-140 | 2 | 30 | |
| Bromodichloromethane | ug/L | ND | 20 | 20 | 21.4 | 21.6 | 107 | 108 | 60-140 | 1 | 30 | |
| Bromoform | ug/L | ND | 20 | 20 | 20.3 | 20.7 | 102 | 104 | 60-140 | 2 | 30 | |
| Bromomethane | ug/L | ND | 20 | 20 | 28.8 | 27.8 | 144 | 139 | 60-140 | 4 | 30 | M1 |
| Carbon tetrachloride | ug/L | ND | 20 | 20 | 18.6 | 18.8 | 93 | 94 | 60-140 | 1 | 30 | |
| Chlorobenzene | ug/L | ND | 20 | 20 | 23.7 | 23.5 | 118 | 117 | 60-140 | 1 | 30 | |
| Chloroethane | ug/L | ND | 20 | 20 | 26.6 | 25.6 | 133 | 128 | 60-140 | 4 | 30 | |
| Chloroform | ug/L | ND | 20 | 20 | 23.1 | 22.5 | 116 | 113 | 60-140 | 3 | 30 | |
| Chloromethane | ug/L | ND | 20 | 20 | 22.3 | 21.8 | 111 | 109 | 60-140 | 2 | 30 | |
| cis-1,2-Dichloroethene | ug/L | ND | 20 | 20 | 21.9 | 21.2 | 109 | 106 | 60-140 | 3 | 30 | |
| cis-1,3-Dichloropropene | ug/L | ND | 20 | 20 | 22.4 | 21.7 | 112 | 109 | 60-140 | 3 | 30 | |
| Dibromochloromethane | ug/L | ND | 20 | 20 | 21.7 | 21.4 | 108 | 107 | 60-140 | 1 | 30 | |
| Dibromomethane | ug/L | ND | 20 | 20 | 24.0 | 24.1 | 120 | 120 | 60-140 | 0 | 30 | |
| Dichlorodifluoromethane | ug/L | ND | 20 | 20 | 13.1 | 14.5 | 65 | 72 | 60-140 | 10 | 30 | |
| Diisopropyl ether | ug/L | ND | 20 | 20 | 20.7 | 20.4 | 103 | 102 | 60-140 | 2 | 30 | |
| Ethylbenzene | ug/L | ND | 20 | 20 | 23.5 | 23.6 | 118 | 118 | 60-140 | 0 | 30 | |
| Hexachloro-1,3-butadiene | ug/L | ND | 20 | 20 | 22.9 | 20.8 | 115 | 104 | 60-140 | 10 | 30 | |
| Isopropylbenzene (Cumene) | ug/L | ND | 20 | 20 | 24.2 | 24.7 | 121 | 124 | 60-140 | 2 | 30 | |
| m&p-Xylene | ug/L | ND | 40 | 40 | 46.7 | 46.7 | 117 | 117 | 60-140 | 0 | 30 | |

**Results presented on this page are in the units indicated by the "Units" column except where an alternate unit is presented to the right of the result.**

## REPORT OF LABORATORY ANALYSIS

This report shall not be reproduced, except in full,
without the written consent of Pace Analytical Services, LLC.

**Pace Analytical Services, LLC**
9800 Kincey Ave. Suite 100
Huntersville, NC 28078
(704)875-9092

## QUALITY CONTROL DATA

Project: CPC HUNTERSVILLE-60639876
Pace Project No.: 92581834

MATRIX SPIKE & MATRIX SPIKE DUPLICATE: 3512897 3512898

| Parameter | Units | 92581623004 Result | MS Spike Conc. | MSD Spike Conc. | MS Result | MSD Result | MS % Rec | MSD % Rec | % Rec Limits | RPD | Max RPD | Qual |
|---|---|---|---|---|---|---|---|---|---|---|---|---|
| Methyl-tert-butyl ether | ug/L | ND | 20 | 20 | 21.4 | 21.1 | 107 | 105 | 60-140 | 2 | 30 | |
| Methylene Chloride | ug/L | ND | 20 | 20 | 19.9 | 19.8 | 100 | 99 | 60-140 | 1 | 30 | |
| n-Butylbenzene | ug/L | ND | 20 | 20 | 23.6 | 22.5 | 118 | 113 | 60-140 | 5 | 30 | |
| n-Propylbenzene | ug/L | ND | 20 | 20 | 23.7 | 23.0 | 118 | 115 | 60-140 | 3 | 30 | |
| Naphthalene | ug/L | ND | 20 | 20 | 18.3 | 17.1 | 92 | 85 | 60-140 | 7 | 30 | |
| o-Xylene | ug/L | ND | 20 | 20 | 23.9 | 23.4 | 119 | 117 | 60-140 | 2 | 30 | |
| sec-Butylbenzene | ug/L | ND | 20 | 20 | 23.5 | 23.0 | 117 | 115 | 60-140 | 2 | 30 | |
| Styrene | ug/L | ND | 20 | 20 | 22.6 | 22.0 | 113 | 110 | 60-140 | 3 | 30 | |
| tert-Butylbenzene | ug/L | ND | 20 | 20 | 20.2 | 19.6 | 101 | 98 | 60-140 | 3 | 30 | |
| Tetrachloroethene | ug/L | ND | 20 | 20 | 21.7 | 21.8 | 108 | 109 | 60-140 | 0 | 30 | |
| Toluene | ug/L | ND | 20 | 20 | 24.4 | 24.6 | 122 | 123 | 60-140 | 1 | 30 | |
| trans-1,2-Dichloroethene | ug/L | ND | 20 | 20 | 23.5 | 23.4 | 117 | 117 | 60-140 | 0 | 30 | |
| trans-1,3-Dichloropropene | ug/L | ND | 20 | 20 | 22.6 | 22.3 | 113 | 112 | 60-140 | 1 | 30 | |
| Trichloroethene | ug/L | ND | 20 | 20 | 24.1 | 24.3 | 120 | 121 | 60-140 | 1 | 30 | |
| Trichlorofluoromethane | ug/L | ND | 20 | 20 | 16.8 | 17.4 | 84 | 87 | 60-140 | 3 | 30 | |
| Vinyl chloride | ug/L | ND | 20 | 20 | 23.3 | 23.3 | 117 | 116 | 60-140 | 0 | 30 | |
| 1,2-Dichloroethane-d4 (S) | % | | | | | | 81 | 82 | 70-130 | | | |
| 4-Bromofluorobenzene (S) | % | | | | | | 95 | 97 | 70-130 | | | |
| Toluene-d8 (S) | % | | | | | | 100 | 100 | 70-130 | | | |

**Results presented on this page are in the units indicated by the "Units" column except where an alternate unit is presented to the right of the result.**

## REPORT OF LABORATORY ANALYSIS

This report shall not be reproduced, except in full,
without the written consent of Pace Analytical Services, LLC.

**Pace Analytical Services, LLC**
9800 Kincey Ave. Suite 100
Huntersville, NC 28078
(704)875-9092

# QUALIFIERS

Project: CPC HUNTERSVILLE-60639876
Pace Project No.: 92581834

## DEFINITIONS

DF - Dilution Factor, if reported, represents the factor applied to the reported data due to dilution of the sample aliquot.

ND - Not Detected at or above adjusted reporting limit.

TNTC - Too Numerous To Count

J - Estimated concentration above the adjusted method detection limit and below the adjusted reporting limit.

MDL - Adjusted Method Detection Limit.

PQL - Practical Quantitation Limit.

RL - Reporting Limit - The lowest concentration value that meets project requirements for quantitative data with known precision and bias for a specific analyte in a specific matrix.

S - Surrogate

1,2-Diphenylhydrazine decomposes to and cannot be separated from Azobenzene using Method 8270. The result for each analyte is a combined concentration.

Consistent with EPA guidelines, unrounded data are displayed and have been used to calculate % recovery and RPD values.

LCS(D) - Laboratory Control Sample (Duplicate)

MS(D) - Matrix Spike (Duplicate)

DUP - Sample Duplicate

RPD - Relative Percent Difference

NC - Not Calculable.

SG - Silica Gel - Clean-Up

U - Indicates the compound was analyzed for, but not detected.

Acid preservation may not be appropriate for 2 Chloroethylvinyl ether.

A separate vial preserved to a pH of 4-5 is recommended in SW846 Chapter 4 for the analysis of Acrolein and Acrylonitrile by EPA Method 8260.

N-Nitrosodiphenylamine decomposes and cannot be separated from Diphenylamine using Method 8270. The result reported for each analyte is a combined concentration.

Reported results are not rounded until the final step prior to reporting. Therefore, calculated parameters that are typically reported as "Total" may vary slightly from the sum of the reported component parameters.

Pace Analytical is TNI accredited. Contact your Pace PM for the current list of accredited analytes.

TNI - The NELAC Institute.

## ANALYTE QUALIFIERS

| | |
|---|---|
| M1 | Matrix spike recovery exceeded QC limits. Batch accepted based on laboratory control sample (LCS) recovery. |
| N2 | The lab does not hold NELAC/TNI accreditation for this parameter but other accreditations/certifications may apply. A complete list of accreditations/certifications is available upon request. |



This report shall not be reproduced, except in full,
without the written consent of Pace Analytical Services, LLC.

**Pace Analytical Services, LLC**
9800 Kincey Ave. Suite 100
Huntersville, NC 28078
(704)875-9092

## QUALITY CONTROL DATA CROSS REFERENCE TABLE

Project: CPC HUNTERSVILLE-60639876
Pace Project No.: 92581834

| Lab ID | Sample ID | QC Batch Method | QC Batch | Analytical Method | Analytical Batch |
|---|---|---|---|---|---|
| **92581834001** | **MW-73** | MADEP VPH | 671632 | | |
| **92581834002** | **MW-78** | MADEP VPH | 671113 | | |
| **92581834003** | **DUP-1-20220110** | MADEP VPH | 671113 | | |
| **92581834001** | **MW-73** | SM 6200B | 670907 | | |
| **92581834002** | **MW-78** | SM 6200B | 670907 | | |
| **92581834003** | **DUP-1-20220110** | SM 6200B | 670907 | | |
| **92581834004** | **TRIP BLANK** | SM 6200B | 670907 | | |



This report shall not be reproduced, except in full,
without the written consent of Pace Analytical Services, LLC.

| Pace Analytical | Document Name: Sample Condition Upon Receipt (SCUR) | Document Revised: November 15, 2021 Page 1 of 2 |
|---|---|---|
| | Document No.: F-CAR-CS-033-Rev.08 | Issuing Authority: Pace Carolinas Quality Office |

**Laboratory receiving samples:**
Asheville ☐ Eden ☐ Greenwood ☐ Huntersville ☑ Raleigh ☐ Mechanicsville ☐ Atlanta ☐ Kernersville ☐

**Sample Condition Upon Receipt**

**Client Name:** AECOM

**Project #:** WO# : 92581834

92581834

**Courier:** ☐ Commercial ☐ Fed Ex ☐ Pace ☐ UPS ☐ USPS ☐ Other:____ ☒ Client

**Custody Seal Present?** ☐ Yes ☑ No **Seals Intact?** ☐ Yes ☒ No

**Date/Initials Person Examining Contents:** KH 1/10/22

**Packing Material:** ☐ Bubble Wrap ☑ Bubble Bags ☐ None ☐ Other

**Biological Tissue Frozen?** ☐ Yes ☐ No ☒ N/A

**Thermometer:** ☒ IR Gun ID: 92TOG4

**Type of Ice:** ☑ Wet ☐ Blue ☐ None

**Cooler Temp:** 3.0 **Correction Factor:** Add/Subtract (°C) 0

**Cooler Temp Corrected (°C):** 3.0

Temp should be above freezing to 6°C
☐ Samples out of temp criteria. Samples on ice, cooling process has begun

**USDA Regulated Soil** ( ☒ N/A, water sample)

Did samples originate in a quarantine zone within the United States: CA, NY, or SC (check maps)? ☐ Yes ☐ No

Did samples originate from a foreign source (internationally, including Hawaii and Puerto Rico)? ☐ Yes ☐ No

| | | | | Comments/Discrepancy: |
|---|---|---|---|---|
| Chain of Custody Present? | ☑ Yes | ☐ No | ☐ N/A | 1. |
| Samples Arrived within Hold Time? | ☑ Yes | ☐ No | ☐ N/A | 2. |
| Short Hold Time Analysis (<72 hr.)? | ☐ Yes | ☑ No | ☐ N/A | 3. |
| Rush Turn Around Time Requested? | ☐ Yes | ☑ No | ☐ N/A | 4. |
| Sufficient Volume? | ☑ Yes | ☐ No | ☐ N/A | 5. |
| Correct Containers Used? | ☑ Yes | ☐ No | ☐ N/A | 6. |
| -Pace Containers Used? | ☑ Yes | ☐ No | ☐ N/A | |
| Containers Intact? | ☑ Yes | ☐ No | ☐ N/A | 7. |
| Dissolved analysis: Samples Field Filtered? | ☐ Yes | ☐ No | ☑ N/A | 8. |
| Sample Labels Match COC? | ☑ Yes | ☐ No | ☐ N/A | 9. |
| -Includes Date/Time/ID/Analysis Matrix: WT | | | | |
| Headspace in VOA Vials (>5-6mm)? | ☐ Yes | ☑ No | ☐ N/A | 10. |
| Trip Blank Present? | ☑ Yes | ☐ No | ☐ N/A | 11. |
| Trip Blank Custody Seals Present? | ☑ Yes | ☐ No | ☐ N/A | |

**COMMENTS/SAMPLE DISCREPANCY**

**Field Data Required?** ☐ Yes ☐ No

Collected times not written on COC

Lot ID of split containers:

**CLIENT NOTIFICATION/RESOLUTION**

Person contacted: _____ Date/Time: _____

**Project Manager SCURF Review:** _____ **Date:** _____

**Project Manager SRF Review:** _____ **Date:** _____

***Check mark top half of box if pH and/or dechlorination is verified and within the acceptance range for preservation samples.**

Exceptions: VOA, Coliform, TOC, Oil and Grease, DRO/8015 (water) DOC, LLHg

****Bottom half of box is to list number of bottles**

Project # **WO#: 92581834**

PM: BV Due Date: 01/13/22

CLIENT: 92-AECOM CHA

| Item# | BP4U-125 mL Plastic Unpreserved (N/A) (Cl-) | BP3U-250 mL Plastic Unpreserved (N/A) | BP2U-500 mL Plastic Unpreserved (N/A) | BP1U-1 liter Plastic Unpreserved (N/A) | BP4S-125 mL Plastic H2SO4 (pH < 2) (Cl-) | BP3N-250 mL plastic HNO3 (pH < 2) | BP4Z-125 mL Plastic ZN Acetate & NaOH (>9) | BP4B-125 mL Plastic NaOH (pH > 12) (Cl-) | WGFU-Wide-mouthed Glass jar Unpreserved | AG1U-1 liter Amber Unpreserved (N/A) (Cl-) | AG1H-1 liter Amber HCl (pH < 2) | AG3U-250 mL Amber Unpreserved (N/A) (Cl-) | AG1S-1 liter Amber H2SO4 (pH < 2) | AG3S-250 mL Amber H2SO4 (pH < 2) | AG3A(DG3A)-250 mL Amber NH4Cl (N/A)(Cl-) | DG9H-40 mL VOA HCl (N/A) | VG9T-40 mL VOA Na2S2O3 (N/A) | VG9U-40 mL VOA Unpreserved (N/A) | DG9P-40 mL VOA H3PO4 (N/A) | VOAK (3 vials per kit)-5035 kit (N/A) | V/GK (3 vials per kit)-VPH/Gas kit (N/A) | SP5T-125 mL Sterile Plastic (N/A – lab) | SP2T-250 mL Sterile Plastic (N/A – lab) | | BP3A-250 mL Plastic (NH2)2SO4 (9.3-9.7) | AG0U-100 mL Amber Unpreserved vials (N/A) | VSGU-20 mL Scintillation vials (N/A) | DG9U-40 mL Amber Unpreserved vials (N/A) |
|---|---|---|---|---|---|---|---|---|---|---|---|---|---|---|---|---|---|---|---|---|---|---|---|---|---|---|---|---|---|
| 1 | | | | | | ✓ | | | | | | | | | | 7 | | | | | | | | | | | | | |
| 2 | | | | | | 1 | | | | | | | | | | 1 | | | | | | | | | | | | | |
| 3 | | | | | | 1 | | | | | | | | | | 1 | | | | | | | | | | | | | |
| 4 | | | | | | | | | | | | | | | | 2 | | | | | | | | | | | | | |
| 5 | | | | | | | | | | | | | | | | | | | | | | | | | | | | | |
| 6 | | | | | | | | | | | | | | | | | | | | | | | | | | | | | |
| 7 | | | | | | | | | | | | | | | | | | | | | | | | | | | | | |
| 8 | | | | | | | | | | | | | | | | | | | | | | | | | | | | | |
| 9 | | | | | | | | | | | | | | | | | | | | | | | | | | | | | |
| 10 | | | | | | | | | | | | | | | | | | | | | | | | | | | | | |
| 11 | | | | | | | | | | | | | | | | | | | | | | | | | | | | | |
| 12 | | | | | | | | | | | | | | | | | | | | | | | | | | | | | |

## pH Adjustment Log for Preserved Samples

| Sample ID | Type of Preservative | pH upon receipt | Date preservation adjusted | Time preservation adjusted | Amount of Preservative added | Lot # |
|---|---|---|---|---|---|---|
| | | | | | | |
| | | | | | | |
| | | | | | | |

Note: Whenever there is a discrepancy affecting North Carolina compliance samples, a copy of this form will be sent to the North Carolina DEHNR Certification Office (i.e. Out of hold, incorrect preservative, out of temp, incorrect containers.

Pace Analytical
WWW.PACELABS.COM

# CHAIN-OF-CUSTODY / Analytical Request Document

The Chain-of-Custody is a LEGAL DOCUMENT. All relevant fields must be completed accurately.

Submitting a sample via this chain of custody constitutes acknowledgment and acceptance of the Pace Terms and Conditions found at https://info.pacelabs.com/hubfs/pas-standard-terms.pdf.

Page : 1 Of 1

| Section A Required Client Information: | | Section B Required Project Information: | | Section C Invoice Information: | |
|---|---|---|---|---|---|
| Company: | AECOM | Report To: | Andy Wreschnig | Attention: | |
| Address: | 6000 Fairview Road | Copy To: | | Company Name: | |
| Suite 200, Charlotte, NC 28210 | | | | Address: | |
| Email: | andrew.wreschnig@aecom.com | Purchase Order #: | | Pace Quote: | 60639876 |
| Phone: | (704)716-0757 Fax: | Project Name: | CPC Huntersville-60639876 | Pace Project Manager: | bonnie.vang@pacelabs.com, |
| Requested Due Date: | 3-DAY TAT | Project #: | | Pace Profile #: | 8458 |

Regulatory Agency

State / Location: NC

| ITEM # | SAMPLE ID (One Character per box. (A-Z, 0-9 / , -) Sample Ids must be unique) | MATRIX CODE (see valid codes to left) | SAMPLE TYPE (G=GRAB C=COMP) | COLLECTED START DATE | COLLECTED START TIME | COLLECTED END DATE | COLLECTED END TIME | SAMPLE TEMP AT COLLECTION | # OF CONTAINERS | Preservatives: Unpreserved | H2SO4 | HNO3 | HCl | NaOH | Na2S2O3 | Methanol | Other | Analyses Test Y/N | 6200B | VPH | 6010-Pb | n-butanol by 8015 | Trip BLANK | DI Water | Residual Chlorine (Y/N) | 925818834 |
|---|---|---|---|---|---|---|---|---|---|---|---|---|---|---|---|---|---|---|---|---|---|---|---|---|---|---|
| 1 | MW-73 | WT | G | 1/10/22 | | | | | 8 | | | X | X | | | | | | X | X | X | | | | | 001 |
| 2 | MW-78 | " | " | " | | | | | " | | | " | " | | | | | | " | " | " | | | | | 002 |
| 3 | Dup-1-20220110 | " | " | " | | | | | " | | | " | " | | | | | | " | " | " | | | | | 003 |
| 4 | Trip BLANK | | | | | | | | 2 | | | | | | | | | | | | | | X | | | 004 |
| 5 | | | | | | | | | | | | | | | | | | | | | | | | | | |
| 6 | | | | | | | | | | | | | | | | | | | | | | | | | | |
| 7 | | | | | | | | | | | | | | | | | | | | | | | | | | |
| 8 | | | | | | | | | | | | | | | | | | | | | | | | | | |
| 9 | | | | | | | | | | | | | | | | | | | | | | | | | | |
| 10 | | | | | | | | | | | | | | | | | | | | | | | | | | |
| 11 | | | | | | | | | | | | | | | | | | | | | | | | | | |
| 12 | | | | | | | | | | | | | | | | | | | | | | | | | | |

MATRIX CODE: Drinking Water DW; Water WT; Waste Water WW; Product P; Soil/Solid SL; Oil OL; Wipe WP; Air AR; Other OT; Tissue TS

| ADDITIONAL COMMENTS | RELINQUISHED BY / AFFILIATION | DATE | TIME | ACCEPTED BY / AFFILIATION | DATE | TIME | SAMPLE CONDITIONS | | | |
|---|---|---|---|---|---|---|---|---|---|---|
| 3-DAY TAT | Jacob miller/AECOM | 1/10/22 | 1515 | KH Pace HVL | 1/10/22 | 1515 | 3.0 | Y | N | Y |
| | | | | | | | | | | |
| | | | | | | | | | | |
| | | | | | | | | | | |

SAMPLER NAME AND SIGNATURE

PRINT Name of SAMPLER: Jacob Miller

SIGNATURE of SAMPLER: [signature] DATE Signed: 1/10/22

TEMP in C | Received on Ice (Y/N) | Custody Sealed Cooler (Y/N) | Samples Intact (Y/N)

**Pace Analytical Services, LLC**
9800 Kincey Ave. Suite 100
Huntersville, NC 28078
(704)875-9092

January 14, 2022

Andrew Wreschnig
AECOM
6000 Fairview Road
Suite 200
Charlotte, NC 28210

RE: Project: CPC Huntersville-60639876
Pace Project No.: 92581854

Dear Andrew Wreschnig:

Enclosed are the analytical results for sample(s) received by the laboratory on January 10, 2022. The results relate only to the samples included in this report. Results reported herein conform to the applicable TNI/NELAC Standards and the laboratory's Quality Manual, where applicable, unless otherwise noted in the body of the report.

The test results provided in this final report were generated by each of the following laboratories within the Pace Network:

- Pace Analytical Services - Asheville

If you have any questions concerning this report, please feel free to contact me.

Sincerely,

Bonnie Vang
bonnie.vang@pacelabs.com
(704)875-9092
Project Manager

Enclosures

cc: Teresa Amentt Jennings, AECOM
Jeff Morrison, Colonial Pipeline Company



This report shall not be reproduced, except in full,
without the written consent of Pace Analytical Services, LLC.

**Pace Analytical Services, LLC**
9800 Kincey Ave.  Suite 100
Huntersville, NC 28078
(704)875-9092

## CERTIFICATIONS

Project: CPC Huntersville-60639876
Pace Project No.: 92581854

**Pace Analytical Services Asheville**
2225 Riverside Drive, Asheville, NC  28804
Florida/NELAP Certification #: E87648
North Carolina Drinking Water Certification #: 37712
North Carolina Wastewater Certification #: 40
South Carolina Laboratory ID: 99030
South Carolina Certification #: 99030001
Virginia/VELAP Certification #: 460222

## REPORT OF LABORATORY ANALYSIS

This report shall not be reproduced, except in full,
without the written consent of Pace Analytical Services, LLC.

**Pace Analytical Services, LLC**
9800 Kincey Ave. Suite 100
Huntersville, NC 28078
(704)875-9092

## SAMPLE SUMMARY

Project: CPC Huntersville-60639876
Pace Project No.: 92581854

| Lab ID | Sample ID | Matrix | Date Collected | Date Received |
|---|---|---|---|---|
| **92581854001** | **MW-73** | Water | 01/10/22 13:35 | 01/10/22 15:15 |
| **92581854002** | **MW-78** | Water | 01/10/22 11:25 | 01/10/22 15:15 |
| **92581854003** | **DUP-1-20220110** | Water | 01/10/22 00:00 | 01/10/22 15:15 |

## REPORT OF LABORATORY ANALYSIS

This report shall not be reproduced, except in full,
without the written consent of Pace Analytical Services, LLC.

**Pace Analytical Services, LLC**
9800 Kincey Ave. Suite 100
Huntersville, NC 28078
(704)875-9092

## SAMPLE ANALYTE COUNT

Project: CPC Huntersville-60639876
Pace Project No.: 92581854

| Lab ID | Sample ID | Method | Analysts | Analytes Reported | Laboratory |
|---|---|---|---|---|---|
| **92581854001** | **MW-73** | EPA 6020B | CRW | 1 | PASI-A |
| **92581854002** | **MW-78** | EPA 6020B | CRW | 1 | PASI-A |
| **92581854003** | **DUP-1-20220110** | EPA 6020B | CRW | 1 | PASI-A |

PASI-A = Pace Analytical Services - Asheville



This report shall not be reproduced, except in full,
without the written consent of Pace Analytical Services, LLC.

**Pace Analytical Services, LLC**
9800 Kincey Ave. Suite 100
Huntersville, NC 28078
(704)875-9092

## ANALYTICAL RESULTS

Project: CPC Huntersville-60639876
Pace Project No.: 92581854

**Sample: MW-73** **Lab ID: 92581854001** Collected: 01/10/22 13:35 Received: 01/10/22 15:15 Matrix: Water

| Parameters | Results | Units | Report Limit | MDL | DF | Prepared | Analyzed | CAS No. | Qual |
|---|---|---|---|---|---|---|---|---|---|
| **6020 MET ICPMS** | Analytical Method: EPA 6020B Preparation Method: EPA 3010A<br>Pace Analytical Services - Asheville | | | | | | | | |
| Lead | **0.87J** | ug/L | 5.0 | 0.077 | 1 | 01/11/22 02:56 | 01/11/22 15:29 | 7439-92-1 | |

## REPORT OF LABORATORY ANALYSIS

This report shall not be reproduced, except in full,
without the written consent of Pace Analytical Services, LLC.

**Pace Analytical Services, LLC**
9800 Kincey Ave. Suite 100
Huntersville, NC 28078
(704)875-9092

## ANALYTICAL RESULTS

Project: CPC Huntersville-60639876
Pace Project No.: 92581854

**Sample: MW-78** **Lab ID: 92581854002** Collected: 01/10/22 11:25 Received: 01/10/22 15:15 Matrix: Water

| Parameters | Results | Units | Report Limit | MDL | DF | Prepared | Analyzed | CAS No. | Qual |
|---|---|---|---|---|---|---|---|---|---|
| **6020 MET ICPMS** | Analytical Method: EPA 6020B Preparation Method: EPA 3010A<br>Pace Analytical Services - Asheville | | | | | | | | |
| Lead | **1.3J** | ug/L | 5.0 | 0.077 | 1 | 01/11/22 02:56 | 01/11/22 15:48 | 7439-92-1 | |

## REPORT OF LABORATORY ANALYSIS

This report shall not be reproduced, except in full,
without the written consent of Pace Analytical Services, LLC.

**Pace Analytical Services, LLC**
9800 Kincey Ave. Suite 100
Huntersville, NC 28078
(704)875-9092

## ANALYTICAL RESULTS

Project: CPC Huntersville-60639876
Pace Project No.: 92581854

**Sample: DUP-1-20220110** **Lab ID: 92581854003** Collected: 01/10/22 00:00 Received: 01/10/22 15:15 Matrix: Water

| Parameters | Results | Units | Report Limit | MDL | DF | Prepared | Analyzed | CAS No. | Qual |
|---|---|---|---|---|---|---|---|---|---|
| **6020 MET ICPMS** | Analytical Method: EPA 6020B Preparation Method: EPA 3010A<br>Pace Analytical Services - Asheville | | | | | | | | |
| Lead | **0.90J** | ug/L | 5.0 | 0.077 | 1 | 01/11/22 02:56 | 01/11/22 20:04 | 7439-92-1 | |

## REPORT OF LABORATORY ANALYSIS

This report shall not be reproduced, except in full,
without the written consent of Pace Analytical Services, LLC.

**Pace Analytical Services, LLC**
9800 Kincey Ave. Suite 100
Huntersville, NC 28078
(704)875-9092

## QUALITY CONTROL DATA

Project: CPC Huntersville-60639876
Pace Project No.: 92581854

QC Batch: 670965 | Analysis Method: EPA 6020B
QC Batch Method: EPA 3010A | Analysis Description: 6020 MET
Laboratory: Pace Analytical Services - Asheville
Associated Lab Samples: 92581854001, 92581854002, 92581854003

METHOD BLANK: 3513122 Matrix: Water
Associated Lab Samples: 92581854001, 92581854002, 92581854003

| Parameter | Units | Blank Result | Reporting Limit | MDL | Analyzed | Qualifiers |
|---|---|---|---|---|---|---|
| Lead | ug/L | ND | 5.0 | 0.077 | 01/11/22 15:21 | |

LABORATORY CONTROL SAMPLE: 3513123

| Parameter | Units | Spike Conc. | LCS Result | LCS % Rec | % Rec Limits | Qualifiers |
|---|---|---|---|---|---|---|
| Lead | ug/L | 50 | 50.0 | 100 | 80-120 | |

MATRIX SPIKE & MATRIX SPIKE DUPLICATE: 3513124 3513125

| Parameter | Units | 92581854001 Result | MS Spike Conc. | MSD Spike Conc. | MS Result | MSD Result | MS % Rec | MSD % Rec | % Rec Limits | RPD | Max RPD | Qual |
|---|---|---|---|---|---|---|---|---|---|---|---|---|
| Lead | ug/L | 0.87J | 50 | 50 | 50.4 | 51.2 | 99 | 101 | 75-125 | 2 | 20 | |

**Results presented on this page are in the units indicated by the "Units" column except where an alternate unit is presented to the right of the result.**

## REPORT OF LABORATORY ANALYSIS

This report shall not be reproduced, except in full,
without the written consent of Pace Analytical Services, LLC.

**Pace Analytical Services, LLC**
9800 Kincey Ave. Suite 100
Huntersville, NC 28078
(704)875-9092

# QUALIFIERS

Project: CPC Huntersville-60639876
Pace Project No.: 92581854

**DEFINITIONS**

DF - Dilution Factor, if reported, represents the factor applied to the reported data due to dilution of the sample aliquot.

ND - Not Detected at or above adjusted reporting limit.

TNTC - Too Numerous To Count

J - Estimated concentration above the adjusted method detection limit and below the adjusted reporting limit.

MDL - Adjusted Method Detection Limit.

PQL - Practical Quantitation Limit.

RL - Reporting Limit - The lowest concentration value that meets project requirements for quantitative data with known precision and bias for a specific analyte in a specific matrix.

S - Surrogate

1,2-Diphenylhydrazine decomposes to and cannot be separated from Azobenzene using Method 8270. The result for each analyte is a combined concentration.

Consistent with EPA guidelines, unrounded data are displayed and have been used to calculate % recovery and RPD values.

LCS(D) - Laboratory Control Sample (Duplicate)

MS(D) - Matrix Spike (Duplicate)

DUP - Sample Duplicate

RPD - Relative Percent Difference

NC - Not Calculable.

SG - Silica Gel - Clean-Up

U - Indicates the compound was analyzed for, but not detected.

Acid preservation may not be appropriate for 2 Chloroethylvinyl ether.

A separate vial preserved to a pH of 4-5 is recommended in SW846 Chapter 4 for the analysis of Acrolein and Acrylonitrile by EPA Method 8260.

N-Nitrosodiphenylamine decomposes and cannot be separated from Diphenylamine using Method 8270. The result reported for each analyte is a combined concentration.

Reported results are not rounded until the final step prior to reporting. Therefore, calculated parameters that are typically reported as "Total" may vary slightly from the sum of the reported component parameters.

Pace Analytical is TNI accredited. Contact your Pace PM for the current list of accredited analytes.

TNI - The NELAC Institute.



This report shall not be reproduced, except in full,
without the written consent of Pace Analytical Services, LLC.

**Pace Analytical Services, LLC**
9800 Kincey Ave. Suite 100
Huntersville, NC 28078
(704)875-9092

## QUALITY CONTROL DATA CROSS REFERENCE TABLE

Project: CPC Huntersville-60639876
Pace Project No.: 92581854

| Lab ID | Sample ID | QC Batch Method | QC Batch | Analytical Method | Analytical Batch |
|---|---|---|---|---|---|
| **92581854001** | **MW-73** | EPA 3010A | 670965 | EPA 6020B | 670975 |
| **92581854002** | **MW-78** | EPA 3010A | 670965 | EPA 6020B | 670975 |
| **92581854003** | **DUP-1-20220110** | EPA 3010A | 670965 | EPA 6020B | 670975 |



This report shall not be reproduced, except in full,
without the written consent of Pace Analytical Services, LLC.

| Pace Analytical® | Document Name: Sample Condition Upon Receipt (SCUR) | Document Revised: November 15, 2021 Page 1 of 2 |
|---|---|---|
| | Document No.: F-CAR-CS-033-Rev.08 | Issuing Authority: Pace Carolinas Quality Office |

**Laboratory receiving samples:**
Asheville ☐ Eden ☐ Greenwood ☐ Huntersville ☑ Raleigh ☐ Mechanicsville ☐ Atlanta ☐ Kernersville ☐

**Sample Condition Upon Receipt**

**Client Name:** AECOM

**Project #:**

**WO# : 92581854**

92581854

**Courier:** ☐ Fed Ex ☐ UPS ☐ USPS ☒ Client ☐ Commercial ☐ Pace ☐ Other:

**Custody Seal Present?** ☐ Yes ☑ No **Seals Intact?** ☐ Yes ☒ No

**Date/Initials Person Examining Contents:** KH 1/10/22

**Packing Material:** ☐ Bubble Wrap ☑ Bubble Bags ☐ None ☐ Other

**Biological Tissue Frozen?** ☐ Yes ☐ No ☑ N/A

**Thermometer:** ☒ IR Gun ID: 92TOG4

**Type of Ice:** ☑ Wet ☐ Blue ☐ None

**Cooler Temp:** 3.0 **Correction Factor:** Add/Subtract (°C) 0

**Temp should be above freezing to 6°C**
☐ Samples out of temp criteria. Samples on ice, cooling process has begun

**Cooler Temp Corrected (°C):** 3.0

**USDA Regulated Soil** ( ☒ N/A, water sample)

Did samples originate in a quarantine zone within the United States: CA, NY, or SC (check maps)? ☐ Yes ☐ No

Did samples originate from a foreign source (internationally, including Hawaii and Puerto Rico)? ☐ Yes ☐ No

| | | | | Comments/Discrepancy: |
|---|---|---|---|---|
| Chain of Custody Present? | ☒ Yes | ☐ No | ☐ N/A | 1. |
| Samples Arrived within Hold Time? | ☒ Yes | ☐ No | ☐ N/A | 2. |
| Short Hold Time Analysis (<72 hr.)? | ☐ Yes | ☑ No | ☐ N/A | 3. |
| Rush Turn Around Time Requested? | ☐ Yes | ☑ No | ☐ N/A | 4. |
| Sufficient Volume? | ☑ Yes | ☐ No | ☐ N/A | 5. |
| Correct Containers Used? | ☑ Yes | ☐ No | ☐ N/A | 6. |
| -Pace Containers Used? | ☑ Yes | ☐ No | ☐ N/A | |
| Containers Intact? | ☑ Yes | ☐ No | ☐ N/A | 7. |
| Dissolved analysis: Samples Field Filtered? | ☐ Yes | ☐ No | ☑ N/A | 8. |
| Sample Labels Match COC? | ☑ Yes | ☐ No | ☐ N/A | 9. |
| -Includes Date/Time/ID/Analysis Matrix: WT | | | | |
| Headspace in VOA Vials (>5-6mm)? | ☐ Yes | ☑ No | ☐ N/A | 10. |
| Trip Blank Present? | ☑ Yes | ☐ No | ☐ N/A | 11. |
| Trip Blank Custody Seals Present? | ☑ Yes | ☐ No | ☐ N/A | |

**COMMENTS/SAMPLE DISCREPANCY**

**Field Data Required?** ☐ Yes ☐ No

Collected times not written on COC

Lot ID of split containers:

**CLIENT NOTIFICATION/RESOLUTION**

Person contacted: Date/Time:

**Project Manager SCURF Review:** Date:

**Project Manager SRF Review:** Date:

***Check mark top half of box if pH and/or dechlorination is verified and within the acceptance range for preservation samples.**

Exceptions: VOA, Coliform, TOC, Oil and Grease, DRO/8015 (water) DOC, LLHg

****Bottom half of box is to list number of bottles**

Project # **WO# : 92581854**

PM: BV Due Date: 01/14/22

CLIENT: 92-AECOM CHA

| Items# | BP4U-125 mL Plastic Unpreserved (N/A) (Cl-) | BP3U-250 mL Plastic Unpreserved (N/A) | BP2U-500 mL Plastic Unpreserved (N/A) | BP1U-1 liter Plastic Unpreserved (N/A) | BP4S-125 mL Plastic H2SO4 (pH < 2) (Cl-) | BP3N-250 mL plastic HNO3 (pH < 2) | BP4Z-125 mL Plastic ZN Acetate & NaOH (>9) | BP4B-125 mL Plastic NaOH (pH > 12) (Cl-) | WGFU-Wide-mouthed Glass jar Unpreserved | AG1U-1 liter Amber Unpreserved (N/A) (Cl-) | AG1H-1 liter Amber HCl (pH < 2) | AG3U-250 mL Amber Unpreserved (N/A) (Cl-) | AG1S-1 liter Amber H2SO4 (pH < 2) | AG3S-250 mL Amber H2SO4 (pH < 2) | AG3A(DG3A)-250 mL Amber NH4Cl (N/A)(Cl-) | DG9H-40 mL VOA HCl (N/A) | VG9T-40 mL VOA Na2S2O3 (N/A) | VG9U-40 mL VOA Unpreserved (N/A) | DG9P-40 mL VOA H3PO4 (N/A) | VOAK (3 vials per kit)-5035 kit (N/A) | V/GK(3 vials per kit)-VPH/Gas kit (N/A) | SP5T-125 mL Sterile Plastic (N/A – lab) | SP2T-250 mL Sterile Plastic (N/A – lab) | | BP3A-250 mL Plastic (NH2)2SO4 (9.3-9.7) | AG0U-100 mL Amber Unpreserved vials (N/A) | VSGU-20 mL Scintillation vials (N/A) | DG9U-40 mL Amber Unpreserved vials (N/A) |
|---|---|---|---|---|---|---|---|---|---|---|---|---|---|---|---|---|---|---|---|---|---|---|---|---|---|---|---|---|---|
| 1 | | | | | | ✓ 1 | | | | | | | | | | 7 | | | | | | | | | | | | | |
| 2 | | | | | | 1 | | | | | | | | | | 1 | | | | | | | | | | | | | |
| 3 | | | | | | 1 | | | | | | | | | | 1 | | | | | | | | | | | | | |
| 4 | | | | | | | | | | | | | | | | 2 | | | | | | | | | | | | | |
| 5 | | | | | | | | | | | | | | | | | | | | | | | | | | | | | |
| 6 | | | | | | | | | | | | | | | | | | | | | | | | | | | | | |
| 7 | | | | | | | | | | | | | | | | | | | | | | | | | | | | | |
| 8 | | | | | | | | | | | | | | | | | | | | | | | | | | | | | |
| 9 | | | | | | | | | | | | | | | | | | | | | | | | | | | | | |
| 10 | | | | | | | | | | | | | | | | | | | | | | | | | | | | | |
| 11 | | | | | | | | | | | | | | | | | | | | | | | | | | | | | |
| 12 | | | | | | | | | | | | | | | | | | | | | | | | | | | | | |

## pH Adjustment Log for Preserved Samples

| Sample ID | Type of Preservative | pH upon receipt | Date preservation adjusted | Time preservation adjusted | Amount of Preservative added | Lot # |
|---|---|---|---|---|---|---|
| | | | | | | |
| | | | | | | |
| | | | | | | |

Note: Whenever there is a discrepancy affecting North Carolina compliance samples, a copy of this form will be sent to the North Carolina DEHNR Certification Office (i.e. Out of hold, incorrect preservative, out of temp, incorrect containers.

Pace Analytical
WWW.PACELABS.COM

# CHAIN-OF-CUSTODY / Analytical Request Document

The Chain-of-Custody is a LEGAL DOCUMENT. All relevant fields must be completed accurately.

Submitting a sample via this chain of custody constitutes acknowledgment and acceptance of the Pace Terms and Conditions found at https://info.pacelabs.com/hubfs/pas-standard-terms.pdf.

Page : 1 Of 1

| Section A Required Client Information: | Section B Required Project Information: | Section C Invoice Information: |
|---|---|---|
| Company: AECOM | Report To: Andy Wreschnig | Attention: |
| Address: 6000 Fairview Road | Copy To: | Company Name: |
| Suite 200, Charlotte, NC 28210 | | Address: |
| Email: andrew.wreschnig@aecom.com | Purchase Order #: | Pace Quote: 60639876 |
| Phone: (704)716-0757 Fax: | Project Name: CPC Huntersville-60639876 | Pace Project Manager: bonnie.vang@pacelabs.com, |
| Requested Due Date: 3-DAY TAT | Project #: | Pace Profile #: 8458 |

Regulatory Agency:

State / Location: NC

| ITEM # | SAMPLE ID (One Character per box. (A-Z, 0-9 / , -) Sample Ids must be unique) | MATRIX CODE (see valid codes to left) | SAMPLE TYPE (G=GRAB C=COMP) | COLLECTED START DATE | COLLECTED START TIME | COLLECTED END DATE | COLLECTED END TIME | SAMPLE TEMP AT COLLECTION | # OF CONTAINERS | Unpreserved | H2SO4 | HNO3 | HCl | NaOH | Na2S2O3 | Methanol | Other | Analyses Test Y/N | 6200B | VPH | 6010-Pb | n-butanol by 8015 | Trip BLANK | DI Water | Residual Chlorine (Y/N) | 92581834 ~~92581834~~ |
|---|---|---|---|---|---|---|---|---|---|---|---|---|---|---|---|---|---|---|---|---|---|---|---|---|---|---|
| 1 | MW-73 | WT | G | 1/10/22 | | | | | 8 | | | X | X | | | | | | X | X | X | | | | | 001 |
| 2 | MW-78 | \| | \| | \| | | | | | \| | | | \| | \| | | | | | | \| | \| | \| | | | | | 002 |
| 3 | Dup-1-20220110 | \| | \| | | | | | | \| | | | \| | \| | | | | | | \| | \| | \| | | | | | 003 |
| 4 | Trip BLANK | | | | | | | | 2 | | | | | | | | | | | | | | X | | | ~~004~~ VS |
| 5 | | | | | | | | | | | | | | | | | | | | | | | | | | |
| 6 | | | | | | | | | | | | | | | | | | | | | | | | | | |
| 7 | | | | | | | | | | | | | | | | | | | | | | | | | | |
| 8 | | | | | | | | | | | | | | | | | | | | | | | | | | |
| 9 | | | | | | | | | | | | | | | | | | | | | | | | | | |
| 10 | | | | | | | | | | | | | | | | | | | | | | | | | | |
| 11 | | | | | | | | | | | | | | | | | | | | | | | | | | |
| 12 | | | | | | | | | | | | | | | | | | | | | | | | | | |

BV 1-10-22

1/10/22

| ADDITIONAL COMMENTS | RELINQUISHED BY / AFFILIATION | DATE | TIME | ACCEPTED BY / AFFILIATION | DATE | TIME | SAMPLE CONDITIONS: TEMP in C | Received on Ice (Y/N) | Custody Sealed Cooler (Y/N) | Samples Intact (Y/N) |
|---|---|---|---|---|---|---|---|---|---|---|
| 3-DAY TAT | Jacob Miller/AECOM | 1/10/22 | 1515 | KH Pace HVL | 1/10/22 | 1515 | 3.0 | Y | N | Y |

SAMPLER NAME AND SIGNATURE:

PRINT Name of SAMPLER: Jacob Miller

SIGNATURE of SAMPLER: [signature] DATE Signed: 1/10/22

**Pace Analytical Services, LLC**
9800 Kincey Ave. Suite 100
Huntersville, NC 28078
(704)875-9092

January 28, 2022

Andrew Wreschnig
AECOM
6000 Fairview Road
Suite 200
Charlotte, NC 28210

RE: Project: CPC HUNTERSVILLE
Pace Project No.: 92583376

Dear Andrew Wreschnig:

Enclosed are the analytical results for sample(s) received by the laboratory on January 06, 2022. The results relate only to the samples included in this report. Results reported herein conform to the applicable TNI/NELAC Standards and the laboratory's Quality Manual, where applicable, unless otherwise noted in the body of the report.

The test results provided in this final report were generated by each of the following laboratories within the Pace Network:

- Pace Analytical Services - Asheville
- Pace Analytical Services - Charlotte

If you have any questions concerning this report, please feel free to contact me.

Sincerely,

Bonnie Vang
bonnie.vang@pacelabs.com
(704)875-9092
Project Manager

Enclosures

cc: Teresa Amentt Jennings, AECOM
Jeff Morrison, Colonial Pipeline Company



This report shall not be reproduced, except in full,
without the written consent of Pace Analytical Services, LLC.

**Pace Analytical Services, LLC**
9800 Kincey Ave.  Suite 100
Huntersville, NC 28078
(704)875-9092

## CERTIFICATIONS

Project: CPC HUNTERSVILLE
Pace Project No.: 92583376

**Pace Analytical Services Charlotte**

South Carolina Laboratory ID: 99006
9800 Kincey Ave. Ste 100, Huntersville, NC 28078
North Carolina Drinking Water Certification #: 37706
North Carolina Field Services Certification #: 5342
North Carolina Wastewater Certification #: 12
South Carolina Laboratory ID: 99006
South Carolina Certification #: 99006001
South Carolina Drinking Water Cert. #: 99006003
Florida/NELAP Certification #: E87627
Kentucky UST Certification #: 84
Louisiana DoH Drinking Water #: LA029
Virginia/VELAP Certification #: 460221

**Pace Analytical Services Asheville**

2225 Riverside Drive, Asheville, NC  28804
Florida/NELAP Certification #: E87648
North Carolina Drinking Water Certification #: 37712
North Carolina Wastewater Certification #: 40
South Carolina Laboratory ID: 99030
South Carolina Certification #: 99030001
Virginia/VELAP Certification #: 460222



This report shall not be reproduced, except in full,
without the written consent of Pace Analytical Services, LLC.

**Pace Analytical Services, LLC**
9800 Kincey Ave. Suite 100
Huntersville, NC 28078
(704)875-9092

## SAMPLE SUMMARY

Project: CPC HUNTERSVILLE
Pace Project No.: 92583376

| Lab ID | Sample ID | Matrix | Date Collected | Date Received |
|---|---|---|---|---|
| **92583376001** | **MW-95** | Water | 01/06/22 10:30 | 01/06/22 17:45 |
| **92583376002** | **MW-52** | Water | 01/06/22 11:40 | 01/06/22 17:45 |
| **92583376003** | **MW-41** | Water | 01/06/22 13:55 | 01/06/22 17:45 |
| **92583376004** | **MW-96** | Water | 01/06/22 14:10 | 01/06/22 17:45 |
| **92583376005** | **MW-20** | Water | 01/06/22 13:10 | 01/06/22 17:45 |
| **92583376006** | **MW-27** | Water | 01/06/22 14:00 | 01/06/22 17:45 |
| **92583376007** | **MW-69** | Water | 01/06/22 14:25 | 01/06/22 17:45 |
| **92583376008** | **MW-25D** | Water | 01/06/22 14:40 | 01/06/22 17:45 |
| **92583376009** | **MW-90DD** | Water | 01/06/22 15:35 | 01/06/22 17:45 |
| **92583376010** | **MW-01** | Water | 01/06/22 15:05 | 01/06/22 17:45 |
| **92583376011** | **MW-61D** | Water | 01/06/22 09:50 | 01/06/22 17:45 |
| **92583376012** | **MW-92** | Water | 01/06/22 10:20 | 01/06/22 17:45 |
| **92583376013** | **MW-09** | Water | 01/06/22 10:10 | 01/06/22 17:45 |
| **92583376014** | **MW-71** | Water | 01/06/22 11:50 | 01/06/22 17:45 |
| **92583376015** | **MW-30** | Water | 01/06/22 11:55 | 01/06/22 17:45 |
| **92583376016** | **MW-93** | Water | 01/06/22 12:20 | 01/06/22 17:45 |
| **92583376017** | **DUP-1-20220106** | Water | 01/06/22 00:00 | 01/06/22 17:45 |
| **92583376018** | **FB-1-20220106** | Water | 01/06/22 08:00 | 01/06/22 17:45 |
| **92583376019** | **FB-2-20220106** | Water | 01/06/22 16:00 | 01/06/22 17:45 |
| **92583376020** | **EB-1-20220106** | Water | 01/06/22 15:40 | 01/06/22 17:45 |
| **92583376021** | **EB-2-20220106** | Water | 01/06/22 15:30 | 01/06/22 17:45 |
| **92583376022** | **TRIP BLANK** | Water | 01/06/22 00:00 | 01/06/22 17:45 |
| **92583376023** | **MW-36** | Water | 01/06/22 16:45 | 01/06/22 17:45 |



This report shall not be reproduced, except in full,
without the written consent of Pace Analytical Services, LLC.

**Pace Analytical Services, LLC**
9800 Kincey Ave. Suite 100
Huntersville, NC 28078
(704)875-9092

## SAMPLE ANALYTE COUNT

Project: CPC HUNTERSVILLE
Pace Project No.: 92583376

| Lab ID | Sample ID | Method | Analysts | Analytes Reported | Laboratory |
|---|---|---|---|---|---|
| **92583376001** | **MW-95** | MADEP VPH | MAD | 6 | PASI-C |
| | | EPA 6020B | JOR | 1 | PASI-A |
| | | SM 6200B | CL | 63 | PASI-C |
| **92583376002** | **MW-52** | MADEP VPH | MAD | 6 | PASI-C |
| | | EPA 6020B | JOR | 1 | PASI-A |
| | | SM 6200B | CL | 63 | PASI-C |
| **92583376003** | **MW-41** | MADEP VPH | MAD | 6 | PASI-C |
| | | EPA 6020B | JOR | 1 | PASI-A |
| | | SM 6200B | CL | 63 | PASI-C |
| **92583376004** | **MW-96** | MADEP VPH | MAD | 6 | PASI-C |
| | | EPA 6020B | JOR | 1 | PASI-A |
| | | SM 6200B | CL | 63 | PASI-C |
| **92583376005** | **MW-20** | MADEP VPH | MAD | 6 | PASI-C |
| | | EPA 6020B | JOR | 1 | PASI-A |
| | | SM 6200B | CL | 63 | PASI-C |
| **92583376006** | **MW-27** | MADEP VPH | MAD | 6 | PASI-C |
| | | EPA 6020B | JOR | 1 | PASI-A |
| | | SM 6200B | CL | 63 | PASI-C |
| **92583376007** | **MW-69** | MADEP VPH | MAD | 6 | PASI-C |
| | | EPA 6020B | JOR | 1 | PASI-A |
| | | SM 6200B | CL | 63 | PASI-C |
| **92583376008** | **MW-25D** | MADEP VPH | MAD | 6 | PASI-C |
| | | EPA 6020B | JOR | 1 | PASI-A |
| | | SM 6200B | CL | 63 | PASI-C |
| **92583376009** | **MW-90DD** | MADEP VPH | MAD | 6 | PASI-C |
| | | EPA 6020B | JOR | 1 | PASI-A |
| | | SM 6200B | SAS | 63 | PASI-C |
| **92583376010** | **MW-01** | MADEP VPH | MAD | 6 | PASI-C |
| | | EPA 6020B | CRW | 1 | PASI-A |
| | | SM 6200B | CL | 63 | PASI-C |
| **92583376011** | **MW-61D** | MADEP VPH | MAD | 6 | PASI-C |
| | | EPA 6020B | JOR | 1 | PASI-A |
| | | SM 6200B | CL | 63 | PASI-C |
| **92583376012** | **MW-92** | MADEP VPH | MAD | 6 | PASI-C |
| | | EPA 6020B | JOR | 1 | PASI-A |
| | | SM 6200B | CL | 63 | PASI-C |
| **92583376013** | **MW-09** | MADEP VPH | MAD | 6 | PASI-C |



This report shall not be reproduced, except in full,
without the written consent of Pace Analytical Services, LLC.

**Pace Analytical Services, LLC**
9800 Kincey Ave. Suite 100
Huntersville, NC 28078
(704)875-9092

## SAMPLE ANALYTE COUNT

Project: CPC HUNTERSVILLE
Pace Project No.: 92583376

| Lab ID | Sample ID | Method | Analysts | Analytes Reported | Laboratory |
|---|---|---|---|---|---|
| | | EPA 6020B | JOR | 1 | PASI-A |
| | | SM 6200B | CL | 63 | PASI-C |
| **92583376014** | **MW-71** | MADEP VPH | MAD | 6 | PASI-C |
| | | EPA 6020B | JOR | 1 | PASI-A |
| | | SM 6200B | CL | 63 | PASI-C |
| **92583376015** | **MW-30** | MADEP VPH | MAD | 6 | PASI-C |
| | | EPA 6020B | JOR | 1 | PASI-A |
| | | SM 6200B | CL | 63 | PASI-C |
| **92583376016** | **MW-93** | MADEP VPH | MAD | 6 | PASI-C |
| | | EPA 6020B | JOR | 1 | PASI-A |
| | | SM 6200B | CL | 63 | PASI-C |
| **92583376017** | **DUP-1-20220106** | MADEP VPH | MAD | 6 | PASI-C |
| | | EPA 6020B | JOR | 1 | PASI-A |
| | | SM 6200B | SAS | 63 | PASI-C |
| **92583376018** | **FB-1-20220106** | MADEP VPH | MAD | 6 | PASI-C |
| | | SM 6200B | CL | 63 | PASI-C |
| **92583376019** | **FB-2-20220106** | MADEP VPH | MAD | 6 | PASI-C |
| | | SM 6200B | CL | 63 | PASI-C |
| **92583376020** | **EB-1-20220106** | MADEP VPH | MAD | 6 | PASI-C |
| | | EPA 6020B | JOR | 1 | PASI-A |
| | | SM 6200B | CL | 63 | PASI-C |
| **92583376021** | **EB-2-20220106** | MADEP VPH | MAD | 6 | PASI-C |
| | | EPA 6020B | JOR | 1 | PASI-A |
| | | SM 6200B | CL | 63 | PASI-C |
| **92583376022** | **TRIP BLANK** | SM 6200B | CL | 63 | PASI-C |
| **92583376023** | **MW-36** | MADEP VPH | MAD | 6 | PASI-C |
| | | EPA 6020B | JOR | 1 | PASI-A |
| | | SM 6200B | CL | 63 | PASI-C |

PASI-A = Pace Analytical Services - Asheville
PASI-C = Pace Analytical Services - Charlotte



This report shall not be reproduced, except in full,
without the written consent of Pace Analytical Services, LLC.

**Pace Analytical Services, LLC**
9800 Kincey Ave. Suite 100
Huntersville, NC 28078
(704)875-9092

## ANALYTICAL RESULTS

Project: CPC HUNTERSVILLE
Pace Project No.: 92583376

**Sample: MW-95** **Lab ID: 92583376001** Collected: 01/06/22 10:30 Received: 01/06/22 17:45 Matrix: Water

| Parameters | Results | Units | Report Limit | MDL | DF | Prepared | Analyzed | CAS No. | Qual |
|---|---|---|---|---|---|---|---|---|---|
| **VPH NC Water** | Analytical Method: MADEP VPH<br>Pace Analytical Services - Charlotte | | | | | | | | |
| Total VPH (C5-C12) | ND | ug/L | 50.0 | 50.0 | 1 | | 01/08/22 19:07 | | N2 |
| Aliphatic (C05-C08) | ND | ug/L | 50.0 | 50.0 | 1 | | 01/08/22 19:07 | | N2 |
| Aliphatic(C09-C12) Adjusted | ND | ug/L | 50.0 | 50.0 | 1 | | 01/08/22 19:07 | | N2 |
| Aromatic (C09-C10) | ND | ug/L | 50.0 | 50.0 | 1 | | 01/08/22 19:07 | | N2 |
| ***Surrogates*** | | | | | | | | | |
| 4-Bromofluorobenzene (FID) (S) | 96 | % | 70-130 | | 1 | | 01/08/22 19:07 | 460-00-4 | |
| 4-Bromofluorobenzene (PID) (S) | 79 | % | 70-130 | | 1 | | 01/08/22 19:07 | 460-00-4 | |
| **6020 MET ICPMS** | Analytical Method: EPA 6020B Preparation Method: EPA 3010A<br>Pace Analytical Services - Asheville | | | | | | | | |
| Lead | **0.10J** | ug/L | 5.0 | 0.077 | 1 | 01/08/22 15:27 | 01/10/22 01:34 | 7439-92-1 | |
| **6200B MSV** | Analytical Method: SM 6200B<br>Pace Analytical Services - Charlotte | | | | | | | | |
| Benzene | ND | ug/L | 0.50 | 0.34 | 1 | | 01/07/22 17:39 | 71-43-2 | |
| Bromobenzene | ND | ug/L | 0.50 | 0.29 | 1 | | 01/07/22 17:39 | 108-86-1 | |
| Bromochloromethane | ND | ug/L | 0.50 | 0.47 | 1 | | 01/07/22 17:39 | 74-97-5 | |
| Bromodichloromethane | ND | ug/L | 0.50 | 0.31 | 1 | | 01/07/22 17:39 | 75-27-4 | |
| Bromoform | ND | ug/L | 0.50 | 0.34 | 1 | | 01/07/22 17:39 | 75-25-2 | |
| Bromomethane | ND | ug/L | 5.0 | 1.7 | 1 | | 01/07/22 17:39 | 74-83-9 | |
| n-Butylbenzene | ND | ug/L | 0.50 | 0.49 | 1 | | 01/07/22 17:39 | 104-51-8 | |
| sec-Butylbenzene | ND | ug/L | 0.50 | 0.40 | 1 | | 01/07/22 17:39 | 135-98-8 | |
| tert-Butylbenzene | ND | ug/L | 0.50 | 0.32 | 1 | | 01/07/22 17:39 | 98-06-6 | |
| Carbon tetrachloride | ND | ug/L | 0.50 | 0.33 | 1 | | 01/07/22 17:39 | 56-23-5 | |
| Chlorobenzene | ND | ug/L | 0.50 | 0.28 | 1 | | 01/07/22 17:39 | 108-90-7 | |
| Chloroethane | ND | ug/L | 1.0 | 0.65 | 1 | | 01/07/22 17:39 | 75-00-3 | |
| Chloroform | ND | ug/L | 0.50 | 0.35 | 1 | | 01/07/22 17:39 | 67-66-3 | |
| Chloromethane | ND | ug/L | 1.0 | 0.54 | 1 | | 01/07/22 17:39 | 74-87-3 | |
| 2-Chlorotoluene | ND | ug/L | 0.50 | 0.32 | 1 | | 01/07/22 17:39 | 95-49-8 | |
| 4-Chlorotoluene | ND | ug/L | 0.50 | 0.32 | 1 | | 01/07/22 17:39 | 106-43-4 | |
| 1,2-Dibromo-3-chloropropane | ND | ug/L | 1.0 | 0.34 | 1 | | 01/07/22 17:39 | 96-12-8 | |
| Dibromochloromethane | ND | ug/L | 0.50 | 0.36 | 1 | | 01/07/22 17:39 | 124-48-1 | |
| 1,2-Dibromoethane (EDB) | ND | ug/L | 0.50 | 0.27 | 1 | | 01/07/22 17:39 | 106-93-4 | |
| Dibromomethane | ND | ug/L | 0.50 | 0.39 | 1 | | 01/07/22 17:39 | 74-95-3 | |
| 1,2-Dichlorobenzene | ND | ug/L | 0.50 | 0.34 | 1 | | 01/07/22 17:39 | 95-50-1 | |
| 1,3-Dichlorobenzene | ND | ug/L | 0.50 | 0.34 | 1 | | 01/07/22 17:39 | 541-73-1 | |
| 1,4-Dichlorobenzene | ND | ug/L | 0.50 | 0.33 | 1 | | 01/07/22 17:39 | 106-46-7 | |
| Dichlorodifluoromethane | ND | ug/L | 0.50 | 0.35 | 1 | | 01/07/22 17:39 | 75-71-8 | |
| 1,1-Dichloroethane | ND | ug/L | 0.50 | 0.37 | 1 | | 01/07/22 17:39 | 75-34-3 | |
| 1,2-Dichloroethane | ND | ug/L | 0.50 | 0.32 | 1 | | 01/07/22 17:39 | 107-06-2 | |
| 1,1-Dichloroethene | ND | ug/L | 0.50 | 0.35 | 1 | | 01/07/22 17:39 | 75-35-4 | |
| cis-1,2-Dichloroethene | ND | ug/L | 0.50 | 0.38 | 1 | | 01/07/22 17:39 | 156-59-2 | |
| trans-1,2-Dichloroethene | ND | ug/L | 0.50 | 0.40 | 1 | | 01/07/22 17:39 | 156-60-5 | |
| 1,2-Dichloropropane | ND | ug/L | 0.50 | 0.36 | 1 | | 01/07/22 17:39 | 78-87-5 | |
| 1,3-Dichloropropane | ND | ug/L | 0.50 | 0.28 | 1 | | 01/07/22 17:39 | 142-28-9 | |

## REPORT OF LABORATORY ANALYSIS

This report shall not be reproduced, except in full,
without the written consent of Pace Analytical Services, LLC.

**Pace Analytical Services, LLC**
9800 Kincey Ave. Suite 100
Huntersville, NC 28078
(704)875-9092

## ANALYTICAL RESULTS

Project: CPC HUNTERSVILLE
Pace Project No.: 92583376

**Sample: MW-95** **Lab ID: 92583376001** Collected: 01/06/22 10:30 Received: 01/06/22 17:45 Matrix: Water

| Parameters | Results | Units | Report Limit | MDL | DF | Prepared | Analyzed | CAS No. | Qual |
|---|---|---|---|---|---|---|---|---|---|
| **6200B MSV** | Analytical Method: SM 6200B<br>Pace Analytical Services - Charlotte | | | | | | | | |
| 2,2-Dichloropropane | ND | ug/L | 0.50 | 0.39 | 1 | | 01/07/22 17:39 | 594-20-7 | |
| 1,1-Dichloropropene | ND | ug/L | 0.50 | 0.43 | 1 | | 01/07/22 17:39 | 563-58-6 | |
| cis-1,3-Dichloropropene | ND | ug/L | 0.50 | 0.36 | 1 | | 01/07/22 17:39 | 10061-01-5 | |
| trans-1,3-Dichloropropene | ND | ug/L | 0.50 | 0.36 | 1 | | 01/07/22 17:39 | 10061-02-6 | |
| Diisopropyl ether | ND | ug/L | 0.50 | 0.31 | 1 | | 01/07/22 17:39 | 108-20-3 | |
| Ethylbenzene | **0.65** | ug/L | 0.50 | 0.30 | 1 | | 01/07/22 17:39 | 100-41-4 | |
| Hexachloro-1,3-butadiene | ND | ug/L | 2.0 | 1.5 | 1 | | 01/07/22 17:39 | 87-68-3 | |
| Isopropylbenzene (Cumene) | ND | ug/L | 0.50 | 0.33 | 1 | | 01/07/22 17:39 | 98-82-8 | |
| Methylene Chloride | ND | ug/L | 2.0 | 2.0 | 1 | | 01/07/22 17:39 | 75-09-2 | |
| Methyl-tert-butyl ether | ND | ug/L | 0.50 | 0.42 | 1 | | 01/07/22 17:39 | 1634-04-4 | |
| Naphthalene | ND | ug/L | 2.0 | 0.64 | 1 | | 01/07/22 17:39 | 91-20-3 | |
| n-Propylbenzene | ND | ug/L | 0.50 | 0.34 | 1 | | 01/07/22 17:39 | 103-65-1 | |
| Styrene | ND | ug/L | 0.50 | 0.29 | 1 | | 01/07/22 17:39 | 100-42-5 | |
| 1,1,1,2-Tetrachloroethane | ND | ug/L | 0.50 | 0.31 | 1 | | 01/07/22 17:39 | 630-20-6 | |
| 1,1,2,2-Tetrachloroethane | ND | ug/L | 0.50 | 0.22 | 1 | | 01/07/22 17:39 | 79-34-5 | |
| Tetrachloroethene | ND | ug/L | 0.50 | 0.29 | 1 | | 01/07/22 17:39 | 127-18-4 | |
| Toluene | **1.4** | ug/L | 0.50 | 0.48 | 1 | | 01/07/22 17:39 | 108-88-3 | |
| 1,2,3-Trichlorobenzene | ND | ug/L | 2.0 | 0.81 | 1 | | 01/07/22 17:39 | 87-61-6 | |
| 1,2,4-Trichlorobenzene | ND | ug/L | 2.0 | 0.64 | 1 | | 01/07/22 17:39 | 120-82-1 | |
| 1,1,1-Trichloroethane | ND | ug/L | 0.50 | 0.33 | 1 | | 01/07/22 17:39 | 71-55-6 | |
| 1,1,2-Trichloroethane | ND | ug/L | 0.50 | 0.32 | 1 | | 01/07/22 17:39 | 79-00-5 | |
| Trichloroethene | ND | ug/L | 0.50 | 0.38 | 1 | | 01/07/22 17:39 | 79-01-6 | |
| Trichlorofluoromethane | ND | ug/L | 1.0 | 0.30 | 1 | | 01/07/22 17:39 | 75-69-4 | |
| 1,2,3-Trichloropropane | ND | ug/L | 0.50 | 0.26 | 1 | | 01/07/22 17:39 | 96-18-4 | |
| 1,2,4-Trimethylbenzene | **1.8** | ug/L | 0.50 | 0.50 | 1 | | 01/07/22 17:39 | 95-63-6 | |
| 1,3,5-Trimethylbenzene | **0.47J** | ug/L | 0.50 | 0.33 | 1 | | 01/07/22 17:39 | 108-67-8 | |
| Vinyl chloride | ND | ug/L | 1.0 | 0.39 | 1 | | 01/07/22 17:39 | 75-01-4 | |
| m&p-Xylene | **3.0** | ug/L | 1.0 | 0.71 | 1 | | 01/07/22 17:39 | 179601-23-1 | |
| o-Xylene | **1.5** | ug/L | 0.50 | 0.34 | 1 | | 01/07/22 17:39 | 95-47-6 | |
| ***Surrogates*** | | | | | | | | | |
| 1,2-Dichloroethane-d4 (S) | 97 | % | 70-130 | | 1 | | 01/07/22 17:39 | 17060-07-0 | |
| 4-Bromofluorobenzene (S) | 96 | % | 70-130 | | 1 | | 01/07/22 17:39 | 460-00-4 | |
| Toluene-d8 (S) | 99 | % | 70-130 | | 1 | | 01/07/22 17:39 | 2037-26-5 | |

## REPORT OF LABORATORY ANALYSIS

This report shall not be reproduced, except in full,
without the written consent of Pace Analytical Services, LLC.

**Pace Analytical Services, LLC**
9800 Kincey Ave. Suite 100
Huntersville, NC 28078
(704)875-9092

## ANALYTICAL RESULTS

Project: CPC HUNTERSVILLE
Pace Project No.: 92583376

**Sample: MW-52** **Lab ID: 92583376002** Collected: 01/06/22 11:40 Received: 01/06/22 17:45 Matrix: Water

| Parameters | Results | Units | Report Limit | MDL | DF | Prepared | Analyzed | CAS No. | Qual |
|---|---|---|---|---|---|---|---|---|---|
| **VPH NC Water** | Analytical Method: MADEP VPH<br>Pace Analytical Services - Charlotte | | | | | | | | |
| Total VPH (C5-C12) | **4990** | ug/L | 50.0 | 50.0 | 1 | | 01/08/22 19:35 | | N2 |
| Aliphatic (C05-C08) | **4730** | ug/L | 50.0 | 50.0 | 1 | | 01/08/22 19:35 | | N2 |
| Aliphatic(C09-C12) Adjusted | **227** | ug/L | 50.0 | 50.0 | 1 | | 01/08/22 19:35 | | N2 |
| Aromatic (C09-C10) | ND | ug/L | 50.0 | 50.0 | 1 | | 01/08/22 19:35 | | N2 |
| ***Surrogates*** | | | | | | | | | |
| 4-Bromofluorobenzene (FID) (S) | 99 | % | 70-130 | | 1 | | 01/08/22 19:35 | 460-00-4 | |
| 4-Bromofluorobenzene (PID) (S) | 80 | % | 70-130 | | 1 | | 01/08/22 19:35 | 460-00-4 | |
| **6020 MET ICPMS** | Analytical Method: EPA 6020B Preparation Method: EPA 3010A<br>Pace Analytical Services - Asheville | | | | | | | | |
| Lead | ND | ug/L | 5.0 | 0.077 | 1 | 01/08/22 15:27 | 01/10/22 01:38 | 7439-92-1 | |
| **6200B MSV** | Analytical Method: SM 6200B<br>Pace Analytical Services - Charlotte | | | | | | | | |
| Benzene | **501** | ug/L | 2.5 | 1.7 | 5 | | 01/11/22 19:05 | 71-43-2 | |
| Bromobenzene | ND | ug/L | 2.5 | 1.4 | 5 | | 01/11/22 19:05 | 108-86-1 | |
| Bromochloromethane | ND | ug/L | 2.5 | 2.3 | 5 | | 01/11/22 19:05 | 74-97-5 | |
| Bromodichloromethane | ND | ug/L | 2.5 | 1.5 | 5 | | 01/11/22 19:05 | 75-27-4 | |
| Bromoform | ND | ug/L | 2.5 | 1.7 | 5 | | 01/11/22 19:05 | 75-25-2 | |
| Bromomethane | ND | ug/L | 25.0 | 8.3 | 5 | | 01/11/22 19:05 | 74-83-9 | |
| n-Butylbenzene | ND | ug/L | 2.5 | 2.4 | 5 | | 01/11/22 19:05 | 104-51-8 | |
| sec-Butylbenzene | ND | ug/L | 2.5 | 2.0 | 5 | | 01/11/22 19:05 | 135-98-8 | |
| tert-Butylbenzene | ND | ug/L | 2.5 | 1.6 | 5 | | 01/11/22 19:05 | 98-06-6 | |
| Carbon tetrachloride | ND | ug/L | 2.5 | 1.7 | 5 | | 01/11/22 19:05 | 56-23-5 | |
| Chlorobenzene | ND | ug/L | 2.5 | 1.4 | 5 | | 01/11/22 19:05 | 108-90-7 | |
| Chloroethane | ND | ug/L | 5.0 | 3.2 | 5 | | 01/11/22 19:05 | 75-00-3 | |
| Chloroform | ND | ug/L | 2.5 | 1.8 | 5 | | 01/11/22 19:05 | 67-66-3 | |
| Chloromethane | ND | ug/L | 5.0 | 2.7 | 5 | | 01/11/22 19:05 | 74-87-3 | |
| 2-Chlorotoluene | ND | ug/L | 2.5 | 1.6 | 5 | | 01/11/22 19:05 | 95-49-8 | |
| 4-Chlorotoluene | ND | ug/L | 2.5 | 1.6 | 5 | | 01/11/22 19:05 | 106-43-4 | |
| 1,2-Dibromo-3-chloropropane | ND | ug/L | 5.0 | 1.7 | 5 | | 01/11/22 19:05 | 96-12-8 | |
| Dibromochloromethane | ND | ug/L | 2.5 | 1.8 | 5 | | 01/11/22 19:05 | 124-48-1 | |
| 1,2-Dibromoethane (EDB) | ND | ug/L | 2.5 | 1.4 | 5 | | 01/11/22 19:05 | 106-93-4 | |
| Dibromomethane | ND | ug/L | 2.5 | 2.0 | 5 | | 01/11/22 19:05 | 74-95-3 | |
| 1,2-Dichlorobenzene | ND | ug/L | 2.5 | 1.7 | 5 | | 01/11/22 19:05 | 95-50-1 | |
| 1,3-Dichlorobenzene | ND | ug/L | 2.5 | 1.7 | 5 | | 01/11/22 19:05 | 541-73-1 | |
| 1,4-Dichlorobenzene | ND | ug/L | 2.5 | 1.7 | 5 | | 01/11/22 19:05 | 106-46-7 | |
| Dichlorodifluoromethane | ND | ug/L | 2.5 | 1.7 | 5 | | 01/11/22 19:05 | 75-71-8 | |
| 1,1-Dichloroethane | ND | ug/L | 2.5 | 1.8 | 5 | | 01/11/22 19:05 | 75-34-3 | |
| 1,2-Dichloroethane | ND | ug/L | 2.5 | 1.6 | 5 | | 01/11/22 19:05 | 107-06-2 | |
| 1,1-Dichloroethene | ND | ug/L | 2.5 | 1.7 | 5 | | 01/11/22 19:05 | 75-35-4 | |
| cis-1,2-Dichloroethene | ND | ug/L | 2.5 | 1.9 | 5 | | 01/11/22 19:05 | 156-59-2 | |
| trans-1,2-Dichloroethene | ND | ug/L | 2.5 | 2.0 | 5 | | 01/11/22 19:05 | 156-60-5 | |
| 1,2-Dichloropropane | ND | ug/L | 2.5 | 1.8 | 5 | | 01/11/22 19:05 | 78-87-5 | |
| 1,3-Dichloropropane | ND | ug/L | 2.5 | 1.4 | 5 | | 01/11/22 19:05 | 142-28-9 | |

## REPORT OF LABORATORY ANALYSIS

This report shall not be reproduced, except in full,
without the written consent of Pace Analytical Services, LLC.

**Pace Analytical Services, LLC**
9800 Kincey Ave. Suite 100
Huntersville, NC 28078
(704)875-9092

## ANALYTICAL RESULTS

Project: CPC HUNTERSVILLE
Pace Project No.: 92583376

**Sample: MW-52** **Lab ID: 92583376002** Collected: 01/06/22 11:40 Received: 01/06/22 17:45 Matrix: Water

| Parameters | Results | Units | Report Limit | MDL | DF | Prepared | Analyzed | CAS No. | Qual |
|---|---|---|---|---|---|---|---|---|---|
| **6200B MSV** | Analytical Method: SM 6200B<br>Pace Analytical Services - Charlotte | | | | | | | | |
| 2,2-Dichloropropane | ND | ug/L | 2.5 | 1.9 | 5 | | 01/11/22 19:05 | 594-20-7 | |
| 1,1-Dichloropropene | ND | ug/L | 2.5 | 2.1 | 5 | | 01/11/22 19:05 | 563-58-6 | |
| cis-1,3-Dichloropropene | ND | ug/L | 2.5 | 1.8 | 5 | | 01/11/22 19:05 | 10061-01-5 | |
| trans-1,3-Dichloropropene | ND | ug/L | 2.5 | 1.8 | 5 | | 01/11/22 19:05 | 10061-02-6 | |
| Diisopropyl ether | **120** | ug/L | 2.5 | 1.5 | 5 | | 01/11/22 19:05 | 108-20-3 | |
| Ethylbenzene | ND | ug/L | 2.5 | 1.5 | 5 | | 01/11/22 19:05 | 100-41-4 | |
| Hexachloro-1,3-butadiene | ND | ug/L | 10.0 | 7.6 | 5 | | 01/11/22 19:05 | 87-68-3 | |
| Isopropylbenzene (Cumene) | ND | ug/L | 2.5 | 1.7 | 5 | | 01/11/22 19:05 | 98-82-8 | |
| Methylene Chloride | ND | ug/L | 10.0 | 9.8 | 5 | | 01/11/22 19:05 | 75-09-2 | |
| Methyl-tert-butyl ether | **24.2** | ug/L | 2.5 | 2.1 | 5 | | 01/11/22 19:05 | 1634-04-4 | |
| Naphthalene | **3.7J** | ug/L | 10.0 | 3.2 | 5 | | 01/11/22 19:05 | 91-20-3 | |
| n-Propylbenzene | ND | ug/L | 2.5 | 1.7 | 5 | | 01/11/22 19:05 | 103-65-1 | |
| Styrene | ND | ug/L | 2.5 | 1.5 | 5 | | 01/11/22 19:05 | 100-42-5 | |
| 1,1,1,2-Tetrachloroethane | ND | ug/L | 2.5 | 1.6 | 5 | | 01/11/22 19:05 | 630-20-6 | |
| 1,1,2,2-Tetrachloroethane | ND | ug/L | 2.5 | 1.1 | 5 | | 01/11/22 19:05 | 79-34-5 | |
| Tetrachloroethene | ND | ug/L | 2.5 | 1.5 | 5 | | 01/11/22 19:05 | 127-18-4 | |
| Toluene | **49.7** | ug/L | 2.5 | 2.4 | 5 | | 01/11/22 19:05 | 108-88-3 | |
| 1,2,3-Trichlorobenzene | ND | ug/L | 10.0 | 4.0 | 5 | | 01/11/22 19:05 | 87-61-6 | |
| 1,2,4-Trichlorobenzene | ND | ug/L | 10.0 | 3.2 | 5 | | 01/11/22 19:05 | 120-82-1 | |
| 1,1,1-Trichloroethane | ND | ug/L | 2.5 | 1.7 | 5 | | 01/11/22 19:05 | 71-55-6 | |
| 1,1,2-Trichloroethane | ND | ug/L | 2.5 | 1.6 | 5 | | 01/11/22 19:05 | 79-00-5 | |
| Trichloroethene | ND | ug/L | 2.5 | 1.9 | 5 | | 01/11/22 19:05 | 79-01-6 | |
| Trichlorofluoromethane | ND | ug/L | 5.0 | 1.5 | 5 | | 01/11/22 19:05 | 75-69-4 | |
| 1,2,3-Trichloropropane | ND | ug/L | 2.5 | 1.3 | 5 | | 01/11/22 19:05 | 96-18-4 | |
| 1,2,4-Trimethylbenzene | ND | ug/L | 2.5 | 2.5 | 5 | | 01/11/22 19:05 | 95-63-6 | |
| 1,3,5-Trimethylbenzene | **3.3** | ug/L | 2.5 | 1.7 | 5 | | 01/11/22 19:05 | 108-67-8 | |
| Vinyl chloride | ND | ug/L | 5.0 | 1.9 | 5 | | 01/11/22 19:05 | 75-01-4 | |
| m&p-Xylene | **13.5** | ug/L | 5.0 | 3.5 | 5 | | 01/11/22 19:05 | 179601-23-1 | |
| o-Xylene | **80.3** | ug/L | 2.5 | 1.7 | 5 | | 01/11/22 19:05 | 95-47-6 | |
| ***Surrogates*** | | | | | | | | | |
| 1,2-Dichloroethane-d4 (S) | 91 | % | 70-130 | | 5 | | 01/11/22 19:05 | 17060-07-0 | |
| 4-Bromofluorobenzene (S) | 97 | % | 70-130 | | 5 | | 01/11/22 19:05 | 460-00-4 | |
| Toluene-d8 (S) | 97 | % | 70-130 | | 5 | | 01/11/22 19:05 | 2037-26-5 | |

## REPORT OF LABORATORY ANALYSIS

This report shall not be reproduced, except in full,
without the written consent of Pace Analytical Services, LLC.

**Pace Analytical Services, LLC**
9800 Kincey Ave. Suite 100
Huntersville, NC 28078
(704)875-9092

## ANALYTICAL RESULTS

Project: CPC HUNTERSVILLE
Pace Project No.: 92583376

**Sample: MW-41** **Lab ID: 92583376003** Collected: 01/06/22 13:55 Received: 01/06/22 17:45 Matrix: Water

| Parameters | Results | Units | Report Limit | MDL | DF | Prepared | Analyzed | CAS No. | Qual |
|---|---|---|---|---|---|---|---|---|---|
| **VPH NC Water** | Analytical Method: MADEP VPH<br>Pace Analytical Services - Charlotte | | | | | | | | |
| Total VPH (C5-C12) | **2150** | ug/L | 50.0 | 50.0 | 1 | | 01/08/22 20:03 | | N2 |
| Aliphatic (C05-C08) | **1790** | ug/L | 50.0 | 50.0 | 1 | | 01/08/22 20:03 | | N2 |
| Aliphatic(C09-C12) Adjusted | **320** | ug/L | 50.0 | 50.0 | 1 | | 01/08/22 20:03 | | N2 |
| Aromatic (C09-C10) | ND | ug/L | 50.0 | 50.0 | 1 | | 01/08/22 20:03 | | N2 |
| ***Surrogates*** | | | | | | | | | |
| 4-Bromofluorobenzene (FID) (S) | 100 | % | 70-130 | | 1 | | 01/08/22 20:03 | 460-00-4 | |
| 4-Bromofluorobenzene (PID) (S) | 82 | % | 70-130 | | 1 | | 01/08/22 20:03 | 460-00-4 | |
| **6020 MET ICPMS** | Analytical Method: EPA 6020B Preparation Method: EPA 3010A<br>Pace Analytical Services - Asheville | | | | | | | | |
| Lead | **0.21J** | ug/L | 5.0 | 0.077 | 1 | 01/08/22 15:27 | 01/10/22 01:48 | 7439-92-1 | |
| **6200B MSV** | Analytical Method: SM 6200B<br>Pace Analytical Services - Charlotte | | | | | | | | |
| Benzene | **174** | ug/L | 0.50 | 0.34 | 1 | | 01/07/22 20:24 | 71-43-2 | |
| Bromobenzene | ND | ug/L | 0.50 | 0.29 | 1 | | 01/07/22 20:24 | 108-86-1 | |
| Bromochloromethane | ND | ug/L | 0.50 | 0.47 | 1 | | 01/07/22 20:24 | 74-97-5 | |
| Bromodichloromethane | ND | ug/L | 0.50 | 0.31 | 1 | | 01/07/22 20:24 | 75-27-4 | |
| Bromoform | ND | ug/L | 0.50 | 0.34 | 1 | | 01/07/22 20:24 | 75-25-2 | |
| Bromomethane | ND | ug/L | 5.0 | 1.7 | 1 | | 01/07/22 20:24 | 74-83-9 | |
| n-Butylbenzene | ND | ug/L | 0.50 | 0.49 | 1 | | 01/07/22 20:24 | 104-51-8 | |
| sec-Butylbenzene | ND | ug/L | 0.50 | 0.40 | 1 | | 01/07/22 20:24 | 135-98-8 | |
| tert-Butylbenzene | ND | ug/L | 0.50 | 0.32 | 1 | | 01/07/22 20:24 | 98-06-6 | |
| Carbon tetrachloride | ND | ug/L | 0.50 | 0.33 | 1 | | 01/07/22 20:24 | 56-23-5 | |
| Chlorobenzene | ND | ug/L | 0.50 | 0.28 | 1 | | 01/07/22 20:24 | 108-90-7 | |
| Chloroethane | ND | ug/L | 1.0 | 0.65 | 1 | | 01/07/22 20:24 | 75-00-3 | |
| Chloroform | ND | ug/L | 0.50 | 0.35 | 1 | | 01/07/22 20:24 | 67-66-3 | |
| Chloromethane | ND | ug/L | 1.0 | 0.54 | 1 | | 01/07/22 20:24 | 74-87-3 | |
| 2-Chlorotoluene | ND | ug/L | 0.50 | 0.32 | 1 | | 01/07/22 20:24 | 95-49-8 | |
| 4-Chlorotoluene | ND | ug/L | 0.50 | 0.32 | 1 | | 01/07/22 20:24 | 106-43-4 | |
| 1,2-Dibromo-3-chloropropane | ND | ug/L | 1.0 | 0.34 | 1 | | 01/07/22 20:24 | 96-12-8 | |
| Dibromochloromethane | ND | ug/L | 0.50 | 0.36 | 1 | | 01/07/22 20:24 | 124-48-1 | |
| 1,2-Dibromoethane (EDB) | ND | ug/L | 0.50 | 0.27 | 1 | | 01/07/22 20:24 | 106-93-4 | |
| Dibromomethane | ND | ug/L | 0.50 | 0.39 | 1 | | 01/07/22 20:24 | 74-95-3 | |
| 1,2-Dichlorobenzene | ND | ug/L | 0.50 | 0.34 | 1 | | 01/07/22 20:24 | 95-50-1 | |
| 1,3-Dichlorobenzene | ND | ug/L | 0.50 | 0.34 | 1 | | 01/07/22 20:24 | 541-73-1 | |
| 1,4-Dichlorobenzene | ND | ug/L | 0.50 | 0.33 | 1 | | 01/07/22 20:24 | 106-46-7 | |
| Dichlorodifluoromethane | ND | ug/L | 0.50 | 0.35 | 1 | | 01/07/22 20:24 | 75-71-8 | |
| 1,1-Dichloroethane | ND | ug/L | 0.50 | 0.37 | 1 | | 01/07/22 20:24 | 75-34-3 | |
| 1,2-Dichloroethane | ND | ug/L | 0.50 | 0.32 | 1 | | 01/07/22 20:24 | 107-06-2 | |
| 1,1-Dichloroethene | ND | ug/L | 0.50 | 0.35 | 1 | | 01/07/22 20:24 | 75-35-4 | |
| cis-1,2-Dichloroethene | ND | ug/L | 0.50 | 0.38 | 1 | | 01/07/22 20:24 | 156-59-2 | |
| trans-1,2-Dichloroethene | ND | ug/L | 0.50 | 0.40 | 1 | | 01/07/22 20:24 | 156-60-5 | |
| 1,2-Dichloropropane | ND | ug/L | 0.50 | 0.36 | 1 | | 01/07/22 20:24 | 78-87-5 | |
| 1,3-Dichloropropane | ND | ug/L | 0.50 | 0.28 | 1 | | 01/07/22 20:24 | 142-28-9 | |

## REPORT OF LABORATORY ANALYSIS

This report shall not be reproduced, except in full,
without the written consent of Pace Analytical Services, LLC.

**Pace Analytical Services, LLC**
9800 Kincey Ave. Suite 100
Huntersville, NC 28078
(704)875-9092

## ANALYTICAL RESULTS

Project: CPC HUNTERSVILLE
Pace Project No.: 92583376

**Sample: MW-41** **Lab ID: 92583376003** Collected: 01/06/22 13:55 Received: 01/06/22 17:45 Matrix: Water

| Parameters | Results | Units | Report Limit | MDL | DF | Prepared | Analyzed | CAS No. | Qual |
|---|---|---|---|---|---|---|---|---|---|
| **6200B MSV** | Analytical Method: SM 6200B<br>Pace Analytical Services - Charlotte | | | | | | | | |
| 2,2-Dichloropropane | ND | ug/L | 0.50 | 0.39 | 1 | | 01/07/22 20:24 | 594-20-7 | |
| 1,1-Dichloropropene | ND | ug/L | 0.50 | 0.43 | 1 | | 01/07/22 20:24 | 563-58-6 | |
| cis-1,3-Dichloropropene | ND | ug/L | 0.50 | 0.36 | 1 | | 01/07/22 20:24 | 10061-01-5 | |
| trans-1,3-Dichloropropene | ND | ug/L | 0.50 | 0.36 | 1 | | 01/07/22 20:24 | 10061-02-6 | |
| Diisopropyl ether | **15.9** | ug/L | 0.50 | 0.31 | 1 | | 01/07/22 20:24 | 108-20-3 | |
| Ethylbenzene | **5.5** | ug/L | 0.50 | 0.30 | 1 | | 01/07/22 20:24 | 100-41-4 | |
| Hexachloro-1,3-butadiene | ND | ug/L | 2.0 | 1.5 | 1 | | 01/07/22 20:24 | 87-68-3 | |
| Isopropylbenzene (Cumene) | **0.69** | ug/L | 0.50 | 0.33 | 1 | | 01/07/22 20:24 | 98-82-8 | |
| Methylene Chloride | ND | ug/L | 2.0 | 2.0 | 1 | | 01/07/22 20:24 | 75-09-2 | |
| Methyl-tert-butyl ether | ND | ug/L | 0.50 | 0.42 | 1 | | 01/07/22 20:24 | 1634-04-4 | |
| Naphthalene | **4.9** | ug/L | 2.0 | 0.64 | 1 | | 01/07/22 20:24 | 91-20-3 | |
| n-Propylbenzene | **0.86** | ug/L | 0.50 | 0.34 | 1 | | 01/07/22 20:24 | 103-65-1 | |
| Styrene | ND | ug/L | 0.50 | 0.29 | 1 | | 01/07/22 20:24 | 100-42-5 | |
| 1,1,1,2-Tetrachloroethane | ND | ug/L | 0.50 | 0.31 | 1 | | 01/07/22 20:24 | 630-20-6 | |
| 1,1,2,2-Tetrachloroethane | ND | ug/L | 0.50 | 0.22 | 1 | | 01/07/22 20:24 | 79-34-5 | |
| Tetrachloroethene | ND | ug/L | 0.50 | 0.29 | 1 | | 01/07/22 20:24 | 127-18-4 | |
| Toluene | **147** | ug/L | 0.50 | 0.48 | 1 | | 01/07/22 20:24 | 108-88-3 | |
| 1,2,3-Trichlorobenzene | ND | ug/L | 2.0 | 0.81 | 1 | | 01/07/22 20:24 | 87-61-6 | |
| 1,2,4-Trichlorobenzene | ND | ug/L | 2.0 | 0.64 | 1 | | 01/07/22 20:24 | 120-82-1 | |
| 1,1,1-Trichloroethane | ND | ug/L | 0.50 | 0.33 | 1 | | 01/07/22 20:24 | 71-55-6 | |
| 1,1,2-Trichloroethane | ND | ug/L | 0.50 | 0.32 | 1 | | 01/07/22 20:24 | 79-00-5 | |
| Trichloroethene | ND | ug/L | 0.50 | 0.38 | 1 | | 01/07/22 20:24 | 79-01-6 | |
| Trichlorofluoromethane | ND | ug/L | 1.0 | 0.30 | 1 | | 01/07/22 20:24 | 75-69-4 | |
| 1,2,3-Trichloropropane | ND | ug/L | 0.50 | 0.26 | 1 | | 01/07/22 20:24 | 96-18-4 | |
| 1,2,4-Trimethylbenzene | **13.6** | ug/L | 0.50 | 0.50 | 1 | | 01/07/22 20:24 | 95-63-6 | |
| 1,3,5-Trimethylbenzene | **4.7** | ug/L | 0.50 | 0.33 | 1 | | 01/07/22 20:24 | 108-67-8 | |
| Vinyl chloride | ND | ug/L | 1.0 | 0.39 | 1 | | 01/07/22 20:24 | 75-01-4 | |
| m&p-Xylene | **86.2** | ug/L | 1.0 | 0.71 | 1 | | 01/07/22 20:24 | 179601-23-1 | |
| o-Xylene | **102** | ug/L | 0.50 | 0.34 | 1 | | 01/07/22 20:24 | 95-47-6 | |
| ***Surrogates*** | | | | | | | | | |
| 1,2-Dichloroethane-d4 (S) | 94 | % | 70-130 | | 1 | | 01/07/22 20:24 | 17060-07-0 | |
| 4-Bromofluorobenzene (S) | 97 | % | 70-130 | | 1 | | 01/07/22 20:24 | 460-00-4 | |
| Toluene-d8 (S) | 97 | % | 70-130 | | 1 | | 01/07/22 20:24 | 2037-26-5 | |

## REPORT OF LABORATORY ANALYSIS

This report shall not be reproduced, except in full,
without the written consent of Pace Analytical Services, LLC.

**Pace Analytical Services, LLC**
9800 Kincey Ave. Suite 100
Huntersville, NC 28078
(704)875-9092

## ANALYTICAL RESULTS

Project: CPC HUNTERSVILLE
Pace Project No.: 92583376

**Sample: MW-96** **Lab ID: 92583376004** Collected: 01/06/22 14:10 Received: 01/06/22 17:45 Matrix: Water

| Parameters | Results | Units | Report Limit | MDL | DF | Prepared | Analyzed | CAS No. | Qual |
|---|---|---|---|---|---|---|---|---|---|
| **VPH NC Water** | Analytical Method: MADEP VPH<br>Pace Analytical Services - Charlotte | | | | | | | | |
| Total VPH (C5-C12) | ND | ug/L | 50.0 | 50.0 | 1 | | 01/08/22 20:31 | | N2 |
| Aliphatic (C05-C08) | ND | ug/L | 50.0 | 50.0 | 1 | | 01/08/22 20:31 | | N2 |
| Aliphatic(C09-C12) Adjusted | ND | ug/L | 50.0 | 50.0 | 1 | | 01/08/22 20:31 | | N2 |
| Aromatic (C09-C10) | ND | ug/L | 50.0 | 50.0 | 1 | | 01/08/22 20:31 | | N2 |
| ***Surrogates*** | | | | | | | | | |
| 4-Bromofluorobenzene (FID) (S) | 97 | % | 70-130 | | 1 | | 01/08/22 20:31 | 460-00-4 | |
| 4-Bromofluorobenzene (PID) (S) | 80 | % | 70-130 | | 1 | | 01/08/22 20:31 | 460-00-4 | |
| **6020 MET ICPMS** | Analytical Method: EPA 6020B Preparation Method: EPA 3010A<br>Pace Analytical Services - Asheville | | | | | | | | |
| Lead | **0.53J** | ug/L | 5.0 | 0.077 | 1 | 01/08/22 15:27 | 01/10/22 01:52 | 7439-92-1 | |
| **6200B MSV** | Analytical Method: SM 6200B<br>Pace Analytical Services - Charlotte | | | | | | | | |
| Benzene | ND | ug/L | 0.50 | 0.34 | 1 | | 01/07/22 17:58 | 71-43-2 | |
| Bromobenzene | ND | ug/L | 0.50 | 0.29 | 1 | | 01/07/22 17:58 | 108-86-1 | |
| Bromochloromethane | ND | ug/L | 0.50 | 0.47 | 1 | | 01/07/22 17:58 | 74-97-5 | |
| Bromodichloromethane | ND | ug/L | 0.50 | 0.31 | 1 | | 01/07/22 17:58 | 75-27-4 | |
| Bromoform | ND | ug/L | 0.50 | 0.34 | 1 | | 01/07/22 17:58 | 75-25-2 | |
| Bromomethane | ND | ug/L | 5.0 | 1.7 | 1 | | 01/07/22 17:58 | 74-83-9 | |
| n-Butylbenzene | ND | ug/L | 0.50 | 0.49 | 1 | | 01/07/22 17:58 | 104-51-8 | |
| sec-Butylbenzene | ND | ug/L | 0.50 | 0.40 | 1 | | 01/07/22 17:58 | 135-98-8 | |
| tert-Butylbenzene | ND | ug/L | 0.50 | 0.32 | 1 | | 01/07/22 17:58 | 98-06-6 | |
| Carbon tetrachloride | ND | ug/L | 0.50 | 0.33 | 1 | | 01/07/22 17:58 | 56-23-5 | |
| Chlorobenzene | ND | ug/L | 0.50 | 0.28 | 1 | | 01/07/22 17:58 | 108-90-7 | |
| Chloroethane | ND | ug/L | 1.0 | 0.65 | 1 | | 01/07/22 17:58 | 75-00-3 | |
| Chloroform | ND | ug/L | 0.50 | 0.35 | 1 | | 01/07/22 17:58 | 67-66-3 | |
| Chloromethane | ND | ug/L | 1.0 | 0.54 | 1 | | 01/07/22 17:58 | 74-87-3 | |
| 2-Chlorotoluene | ND | ug/L | 0.50 | 0.32 | 1 | | 01/07/22 17:58 | 95-49-8 | |
| 4-Chlorotoluene | ND | ug/L | 0.50 | 0.32 | 1 | | 01/07/22 17:58 | 106-43-4 | |
| 1,2-Dibromo-3-chloropropane | ND | ug/L | 1.0 | 0.34 | 1 | | 01/07/22 17:58 | 96-12-8 | |
| Dibromochloromethane | ND | ug/L | 0.50 | 0.36 | 1 | | 01/07/22 17:58 | 124-48-1 | |
| 1,2-Dibromoethane (EDB) | ND | ug/L | 0.50 | 0.27 | 1 | | 01/07/22 17:58 | 106-93-4 | |
| Dibromomethane | ND | ug/L | 0.50 | 0.39 | 1 | | 01/07/22 17:58 | 74-95-3 | |
| 1,2-Dichlorobenzene | ND | ug/L | 0.50 | 0.34 | 1 | | 01/07/22 17:58 | 95-50-1 | |
| 1,3-Dichlorobenzene | ND | ug/L | 0.50 | 0.34 | 1 | | 01/07/22 17:58 | 541-73-1 | |
| 1,4-Dichlorobenzene | ND | ug/L | 0.50 | 0.33 | 1 | | 01/07/22 17:58 | 106-46-7 | |
| Dichlorodifluoromethane | ND | ug/L | 0.50 | 0.35 | 1 | | 01/07/22 17:58 | 75-71-8 | |
| 1,1-Dichloroethane | ND | ug/L | 0.50 | 0.37 | 1 | | 01/07/22 17:58 | 75-34-3 | |
| 1,2-Dichloroethane | ND | ug/L | 0.50 | 0.32 | 1 | | 01/07/22 17:58 | 107-06-2 | |
| 1,1-Dichloroethene | ND | ug/L | 0.50 | 0.35 | 1 | | 01/07/22 17:58 | 75-35-4 | |
| cis-1,2-Dichloroethene | ND | ug/L | 0.50 | 0.38 | 1 | | 01/07/22 17:58 | 156-59-2 | |
| trans-1,2-Dichloroethene | ND | ug/L | 0.50 | 0.40 | 1 | | 01/07/22 17:58 | 156-60-5 | |
| 1,2-Dichloropropane | ND | ug/L | 0.50 | 0.36 | 1 | | 01/07/22 17:58 | 78-87-5 | |
| 1,3-Dichloropropane | ND | ug/L | 0.50 | 0.28 | 1 | | 01/07/22 17:58 | 142-28-9 | |

## REPORT OF LABORATORY ANALYSIS

This report shall not be reproduced, except in full,
without the written consent of Pace Analytical Services, LLC.

**Pace Analytical Services, LLC**
9800 Kincey Ave. Suite 100
Huntersville, NC 28078
(704)875-9092

## ANALYTICAL RESULTS

Project: CPC HUNTERSVILLE
Pace Project No.: 92583376

**Sample: MW-96** **Lab ID: 92583376004** Collected: 01/06/22 14:10 Received: 01/06/22 17:45 Matrix: Water

| Parameters | Results | Units | Report Limit | MDL | DF | Prepared | Analyzed | CAS No. | Qual |
|---|---|---|---|---|---|---|---|---|---|
| **6200B MSV** | Analytical Method: SM 6200B<br>Pace Analytical Services - Charlotte | | | | | | | | |
| 2,2-Dichloropropane | ND | ug/L | 0.50 | 0.39 | 1 | | 01/07/22 17:58 | 594-20-7 | |
| 1,1-Dichloropropene | ND | ug/L | 0.50 | 0.43 | 1 | | 01/07/22 17:58 | 563-58-6 | |
| cis-1,3-Dichloropropene | ND | ug/L | 0.50 | 0.36 | 1 | | 01/07/22 17:58 | 10061-01-5 | |
| trans-1,3-Dichloropropene | ND | ug/L | 0.50 | 0.36 | 1 | | 01/07/22 17:58 | 10061-02-6 | |
| Diisopropyl ether | ND | ug/L | 0.50 | 0.31 | 1 | | 01/07/22 17:58 | 108-20-3 | |
| Ethylbenzene | ND | ug/L | 0.50 | 0.30 | 1 | | 01/07/22 17:58 | 100-41-4 | |
| Hexachloro-1,3-butadiene | ND | ug/L | 2.0 | 1.5 | 1 | | 01/07/22 17:58 | 87-68-3 | |
| Isopropylbenzene (Cumene) | ND | ug/L | 0.50 | 0.33 | 1 | | 01/07/22 17:58 | 98-82-8 | |
| Methylene Chloride | ND | ug/L | 2.0 | 2.0 | 1 | | 01/07/22 17:58 | 75-09-2 | |
| Methyl-tert-butyl ether | ND | ug/L | 0.50 | 0.42 | 1 | | 01/07/22 17:58 | 1634-04-4 | |
| Naphthalene | ND | ug/L | 2.0 | 0.64 | 1 | | 01/07/22 17:58 | 91-20-3 | |
| n-Propylbenzene | ND | ug/L | 0.50 | 0.34 | 1 | | 01/07/22 17:58 | 103-65-1 | |
| Styrene | ND | ug/L | 0.50 | 0.29 | 1 | | 01/07/22 17:58 | 100-42-5 | |
| 1,1,1,2-Tetrachloroethane | ND | ug/L | 0.50 | 0.31 | 1 | | 01/07/22 17:58 | 630-20-6 | |
| 1,1,2,2-Tetrachloroethane | ND | ug/L | 0.50 | 0.22 | 1 | | 01/07/22 17:58 | 79-34-5 | |
| Tetrachloroethene | ND | ug/L | 0.50 | 0.29 | 1 | | 01/07/22 17:58 | 127-18-4 | |
| Toluene | **0.60** | ug/L | 0.50 | 0.48 | 1 | | 01/07/22 17:58 | 108-88-3 | |
| 1,2,3-Trichlorobenzene | ND | ug/L | 2.0 | 0.81 | 1 | | 01/07/22 17:58 | 87-61-6 | |
| 1,2,4-Trichlorobenzene | ND | ug/L | 2.0 | 0.64 | 1 | | 01/07/22 17:58 | 120-82-1 | |
| 1,1,1-Trichloroethane | ND | ug/L | 0.50 | 0.33 | 1 | | 01/07/22 17:58 | 71-55-6 | |
| 1,1,2-Trichloroethane | ND | ug/L | 0.50 | 0.32 | 1 | | 01/07/22 17:58 | 79-00-5 | |
| Trichloroethene | ND | ug/L | 0.50 | 0.38 | 1 | | 01/07/22 17:58 | 79-01-6 | |
| Trichlorofluoromethane | ND | ug/L | 1.0 | 0.30 | 1 | | 01/07/22 17:58 | 75-69-4 | |
| 1,2,3-Trichloropropane | ND | ug/L | 0.50 | 0.26 | 1 | | 01/07/22 17:58 | 96-18-4 | |
| 1,2,4-Trimethylbenzene | ND | ug/L | 0.50 | 0.50 | 1 | | 01/07/22 17:58 | 95-63-6 | |
| 1,3,5-Trimethylbenzene | ND | ug/L | 0.50 | 0.33 | 1 | | 01/07/22 17:58 | 108-67-8 | |
| Vinyl chloride | ND | ug/L | 1.0 | 0.39 | 1 | | 01/07/22 17:58 | 75-01-4 | |
| m&p-Xylene | **0.76J** | ug/L | 1.0 | 0.71 | 1 | | 01/07/22 17:58 | 179601-23-1 | |
| o-Xylene | ND | ug/L | 0.50 | 0.34 | 1 | | 01/07/22 17:58 | 95-47-6 | |
| ***Surrogates*** | | | | | | | | | |
| 1,2-Dichloroethane-d4 (S) | 98 | % | 70-130 | | 1 | | 01/07/22 17:58 | 17060-07-0 | |
| 4-Bromofluorobenzene (S) | 96 | % | 70-130 | | 1 | | 01/07/22 17:58 | 460-00-4 | |
| Toluene-d8 (S) | 99 | % | 70-130 | | 1 | | 01/07/22 17:58 | 2037-26-5 | |

## REPORT OF LABORATORY ANALYSIS

This report shall not be reproduced, except in full,
without the written consent of Pace Analytical Services, LLC.

**Pace Analytical Services, LLC**
9800 Kincey Ave. Suite 100
Huntersville, NC 28078
(704)875-9092

## ANALYTICAL RESULTS

Project: CPC HUNTERSVILLE
Pace Project No.: 92583376

**Sample: MW-20** **Lab ID: 92583376005** Collected: 01/06/22 13:10 Received: 01/06/22 17:45 Matrix: Water

| Parameters | Results | Units | Report Limit | MDL | DF | Prepared | Analyzed | CAS No. | Qual |
|---|---|---|---|---|---|---|---|---|---|
| **VPH NC Water** | Analytical Method: MADEP VPH<br>Pace Analytical Services - Charlotte | | | | | | | | |
| Total VPH (C5-C12) | ND | ug/L | 50.0 | 50.0 | 1 | | 01/08/22 21:00 | | N2 |
| Aliphatic (C05-C08) | ND | ug/L | 50.0 | 50.0 | 1 | | 01/08/22 21:00 | | N2 |
| Aliphatic(C09-C12) Adjusted | ND | ug/L | 50.0 | 50.0 | 1 | | 01/08/22 21:00 | | N2 |
| Aromatic (C09-C10) | ND | ug/L | 50.0 | 50.0 | 1 | | 01/08/22 21:00 | | N2 |
| ***Surrogates*** | | | | | | | | | |
| 4-Bromofluorobenzene (FID) (S) | 96 | % | 70-130 | | 1 | | 01/08/22 21:00 | 460-00-4 | |
| 4-Bromofluorobenzene (PID) (S) | 80 | % | 70-130 | | 1 | | 01/08/22 21:00 | 460-00-4 | |
| **6020 MET ICPMS** | Analytical Method: EPA 6020B Preparation Method: EPA 3010A<br>Pace Analytical Services - Asheville | | | | | | | | |
| Lead | **2.2J** | ug/L | 5.0 | 0.077 | 1 | 01/08/22 15:27 | 01/10/22 01:56 | 7439-92-1 | |
| **6200B MSV** | Analytical Method: SM 6200B<br>Pace Analytical Services - Charlotte | | | | | | | | |
| Benzene | ND | ug/L | 0.50 | 0.34 | 1 | | 01/07/22 19:47 | 71-43-2 | |
| Bromobenzene | ND | ug/L | 0.50 | 0.29 | 1 | | 01/07/22 19:47 | 108-86-1 | |
| Bromochloromethane | ND | ug/L | 0.50 | 0.47 | 1 | | 01/07/22 19:47 | 74-97-5 | |
| Bromodichloromethane | **0.84** | ug/L | 0.50 | 0.31 | 1 | | 01/07/22 19:47 | 75-27-4 | |
| Bromoform | ND | ug/L | 0.50 | 0.34 | 1 | | 01/07/22 19:47 | 75-25-2 | |
| Bromomethane | ND | ug/L | 5.0 | 1.7 | 1 | | 01/07/22 19:47 | 74-83-9 | |
| n-Butylbenzene | ND | ug/L | 0.50 | 0.49 | 1 | | 01/07/22 19:47 | 104-51-8 | |
| sec-Butylbenzene | ND | ug/L | 0.50 | 0.40 | 1 | | 01/07/22 19:47 | 135-98-8 | |
| tert-Butylbenzene | ND | ug/L | 0.50 | 0.32 | 1 | | 01/07/22 19:47 | 98-06-6 | |
| Carbon tetrachloride | ND | ug/L | 0.50 | 0.33 | 1 | | 01/07/22 19:47 | 56-23-5 | |
| Chlorobenzene | ND | ug/L | 0.50 | 0.28 | 1 | | 01/07/22 19:47 | 108-90-7 | |
| Chloroethane | ND | ug/L | 1.0 | 0.65 | 1 | | 01/07/22 19:47 | 75-00-3 | |
| Chloroform | **4.1** | ug/L | 0.50 | 0.35 | 1 | | 01/07/22 19:47 | 67-66-3 | |
| Chloromethane | ND | ug/L | 1.0 | 0.54 | 1 | | 01/07/22 19:47 | 74-87-3 | |
| 2-Chlorotoluene | ND | ug/L | 0.50 | 0.32 | 1 | | 01/07/22 19:47 | 95-49-8 | |
| 4-Chlorotoluene | ND | ug/L | 0.50 | 0.32 | 1 | | 01/07/22 19:47 | 106-43-4 | |
| 1,2-Dibromo-3-chloropropane | ND | ug/L | 1.0 | 0.34 | 1 | | 01/07/22 19:47 | 96-12-8 | |
| Dibromochloromethane | ND | ug/L | 0.50 | 0.36 | 1 | | 01/07/22 19:47 | 124-48-1 | |
| 1,2-Dibromoethane (EDB) | ND | ug/L | 0.50 | 0.27 | 1 | | 01/07/22 19:47 | 106-93-4 | |
| Dibromomethane | ND | ug/L | 0.50 | 0.39 | 1 | | 01/07/22 19:47 | 74-95-3 | |
| 1,2-Dichlorobenzene | ND | ug/L | 0.50 | 0.34 | 1 | | 01/07/22 19:47 | 95-50-1 | |
| 1,3-Dichlorobenzene | ND | ug/L | 0.50 | 0.34 | 1 | | 01/07/22 19:47 | 541-73-1 | |
| 1,4-Dichlorobenzene | ND | ug/L | 0.50 | 0.33 | 1 | | 01/07/22 19:47 | 106-46-7 | |
| Dichlorodifluoromethane | ND | ug/L | 0.50 | 0.35 | 1 | | 01/07/22 19:47 | 75-71-8 | |
| 1,1-Dichloroethane | ND | ug/L | 0.50 | 0.37 | 1 | | 01/07/22 19:47 | 75-34-3 | |
| 1,2-Dichloroethane | ND | ug/L | 0.50 | 0.32 | 1 | | 01/07/22 19:47 | 107-06-2 | |
| 1,1-Dichloroethene | ND | ug/L | 0.50 | 0.35 | 1 | | 01/07/22 19:47 | 75-35-4 | |
| cis-1,2-Dichloroethene | ND | ug/L | 0.50 | 0.38 | 1 | | 01/07/22 19:47 | 156-59-2 | |
| trans-1,2-Dichloroethene | ND | ug/L | 0.50 | 0.40 | 1 | | 01/07/22 19:47 | 156-60-5 | |
| 1,2-Dichloropropane | ND | ug/L | 0.50 | 0.36 | 1 | | 01/07/22 19:47 | 78-87-5 | |
| 1,3-Dichloropropane | ND | ug/L | 0.50 | 0.28 | 1 | | 01/07/22 19:47 | 142-28-9 | |

## REPORT OF LABORATORY ANALYSIS

This report shall not be reproduced, except in full,
without the written consent of Pace Analytical Services, LLC.

**Pace Analytical Services, LLC**
9800 Kincey Ave. Suite 100
Huntersville, NC 28078
(704)875-9092

## ANALYTICAL RESULTS

Project: CPC HUNTERSVILLE
Pace Project No.: 92583376

**Sample: MW-20** **Lab ID: 92583376005** Collected: 01/06/22 13:10 Received: 01/06/22 17:45 Matrix: Water

| Parameters | Results | Units | Report Limit | MDL | DF | Prepared | Analyzed | CAS No. | Qual |
|---|---|---|---|---|---|---|---|---|---|
| **6200B MSV** | Analytical Method: SM 6200B<br>Pace Analytical Services - Charlotte | | | | | | | | |
| 2,2-Dichloropropane | ND | ug/L | 0.50 | 0.39 | 1 | | 01/07/22 19:47 | 594-20-7 | |
| 1,1-Dichloropropene | ND | ug/L | 0.50 | 0.43 | 1 | | 01/07/22 19:47 | 563-58-6 | |
| cis-1,3-Dichloropropene | ND | ug/L | 0.50 | 0.36 | 1 | | 01/07/22 19:47 | 10061-01-5 | |
| trans-1,3-Dichloropropene | ND | ug/L | 0.50 | 0.36 | 1 | | 01/07/22 19:47 | 10061-02-6 | |
| Diisopropyl ether | **0.59** | ug/L | 0.50 | 0.31 | 1 | | 01/07/22 19:47 | 108-20-3 | |
| Ethylbenzene | ND | ug/L | 0.50 | 0.30 | 1 | | 01/07/22 19:47 | 100-41-4 | |
| Hexachloro-1,3-butadiene | ND | ug/L | 2.0 | 1.5 | 1 | | 01/07/22 19:47 | 87-68-3 | |
| Isopropylbenzene (Cumene) | ND | ug/L | 0.50 | 0.33 | 1 | | 01/07/22 19:47 | 98-82-8 | |
| Methylene Chloride | ND | ug/L | 2.0 | 2.0 | 1 | | 01/07/22 19:47 | 75-09-2 | |
| Methyl-tert-butyl ether | ND | ug/L | 0.50 | 0.42 | 1 | | 01/07/22 19:47 | 1634-04-4 | |
| Naphthalene | ND | ug/L | 2.0 | 0.64 | 1 | | 01/07/22 19:47 | 91-20-3 | |
| n-Propylbenzene | ND | ug/L | 0.50 | 0.34 | 1 | | 01/07/22 19:47 | 103-65-1 | |
| Styrene | ND | ug/L | 0.50 | 0.29 | 1 | | 01/07/22 19:47 | 100-42-5 | |
| 1,1,1,2-Tetrachloroethane | ND | ug/L | 0.50 | 0.31 | 1 | | 01/07/22 19:47 | 630-20-6 | |
| 1,1,2,2-Tetrachloroethane | ND | ug/L | 0.50 | 0.22 | 1 | | 01/07/22 19:47 | 79-34-5 | |
| Tetrachloroethene | ND | ug/L | 0.50 | 0.29 | 1 | | 01/07/22 19:47 | 127-18-4 | |
| Toluene | ND | ug/L | 0.50 | 0.48 | 1 | | 01/07/22 19:47 | 108-88-3 | |
| 1,2,3-Trichlorobenzene | ND | ug/L | 2.0 | 0.81 | 1 | | 01/07/22 19:47 | 87-61-6 | |
| 1,2,4-Trichlorobenzene | ND | ug/L | 2.0 | 0.64 | 1 | | 01/07/22 19:47 | 120-82-1 | |
| 1,1,1-Trichloroethane | ND | ug/L | 0.50 | 0.33 | 1 | | 01/07/22 19:47 | 71-55-6 | |
| 1,1,2-Trichloroethane | ND | ug/L | 0.50 | 0.32 | 1 | | 01/07/22 19:47 | 79-00-5 | |
| Trichloroethene | ND | ug/L | 0.50 | 0.38 | 1 | | 01/07/22 19:47 | 79-01-6 | |
| Trichlorofluoromethane | ND | ug/L | 1.0 | 0.30 | 1 | | 01/07/22 19:47 | 75-69-4 | |
| 1,2,3-Trichloropropane | ND | ug/L | 0.50 | 0.26 | 1 | | 01/07/22 19:47 | 96-18-4 | |
| 1,2,4-Trimethylbenzene | ND | ug/L | 0.50 | 0.50 | 1 | | 01/07/22 19:47 | 95-63-6 | |
| 1,3,5-Trimethylbenzene | ND | ug/L | 0.50 | 0.33 | 1 | | 01/07/22 19:47 | 108-67-8 | |
| Vinyl chloride | ND | ug/L | 1.0 | 0.39 | 1 | | 01/07/22 19:47 | 75-01-4 | |
| m&p-Xylene | ND | ug/L | 1.0 | 0.71 | 1 | | 01/07/22 19:47 | 179601-23-1 | |
| o-Xylene | ND | ug/L | 0.50 | 0.34 | 1 | | 01/07/22 19:47 | 95-47-6 | |
| ***Surrogates*** | | | | | | | | | |
| 1,2-Dichloroethane-d4 (S) | 98 | % | 70-130 | | 1 | | 01/07/22 19:47 | 17060-07-0 | |
| 4-Bromofluorobenzene (S) | 95 | % | 70-130 | | 1 | | 01/07/22 19:47 | 460-00-4 | |
| Toluene-d8 (S) | 99 | % | 70-130 | | 1 | | 01/07/22 19:47 | 2037-26-5 | |

## REPORT OF LABORATORY ANALYSIS

This report shall not be reproduced, except in full,
without the written consent of Pace Analytical Services, LLC.

Pace Analytical Services, LLC
9800 Kincey Ave. Suite 100
Huntersville, NC 28078
(704)875-9092

## ANALYTICAL RESULTS

Project: CPC HUNTERSVILLE
Pace Project No.: 92583376

**Sample: MW-27** **Lab ID: 92583376006** Collected: 01/06/22 14:00 Received: 01/06/22 17:45 Matrix: Water

| Parameters | Results | Units | Report Limit | MDL | DF | Prepared | Analyzed | CAS No. | Qual |
|---|---|---|---|---|---|---|---|---|---|
| **VPH NC Water** | Analytical Method: MADEP VPH<br>Pace Analytical Services - Charlotte | | | | | | | | |
| Total VPH (C5-C12) | ND | ug/L | 50.0 | 50.0 | 1 | | 01/08/22 21:28 | | N2 |
| Aliphatic (C05-C08) | ND | ug/L | 50.0 | 50.0 | 1 | | 01/08/22 21:28 | | N2 |
| Aliphatic(C09-C12) Adjusted | ND | ug/L | 50.0 | 50.0 | 1 | | 01/08/22 21:28 | | N2 |
| Aromatic (C09-C10) | ND | ug/L | 50.0 | 50.0 | 1 | | 01/08/22 21:28 | | N2 |
| ***Surrogates*** | | | | | | | | | |
| 4-Bromofluorobenzene (FID) (S) | 97 | % | 70-130 | | 1 | | 01/08/22 21:28 | 460-00-4 | |
| 4-Bromofluorobenzene (PID) (S) | 81 | % | 70-130 | | 1 | | 01/08/22 21:28 | 460-00-4 | |
| **6020 MET ICPMS** | Analytical Method: EPA 6020B Preparation Method: EPA 3010A<br>Pace Analytical Services - Asheville | | | | | | | | |
| Lead | **18.8** | ug/L | 5.0 | 0.077 | 1 | 01/08/22 15:27 | 01/10/22 01:59 | 7439-92-1 | |
| **6200B MSV** | Analytical Method: SM 6200B<br>Pace Analytical Services - Charlotte | | | | | | | | |
| Benzene | ND | ug/L | 0.50 | 0.34 | 1 | | 01/07/22 18:16 | 71-43-2 | |
| Bromobenzene | ND | ug/L | 0.50 | 0.29 | 1 | | 01/07/22 18:16 | 108-86-1 | |
| Bromochloromethane | ND | ug/L | 0.50 | 0.47 | 1 | | 01/07/22 18:16 | 74-97-5 | |
| Bromodichloromethane | ND | ug/L | 0.50 | 0.31 | 1 | | 01/07/22 18:16 | 75-27-4 | |
| Bromoform | ND | ug/L | 0.50 | 0.34 | 1 | | 01/07/22 18:16 | 75-25-2 | |
| Bromomethane | ND | ug/L | 5.0 | 1.7 | 1 | | 01/07/22 18:16 | 74-83-9 | |
| n-Butylbenzene | ND | ug/L | 0.50 | 0.49 | 1 | | 01/07/22 18:16 | 104-51-8 | |
| sec-Butylbenzene | ND | ug/L | 0.50 | 0.40 | 1 | | 01/07/22 18:16 | 135-98-8 | |
| tert-Butylbenzene | ND | ug/L | 0.50 | 0.32 | 1 | | 01/07/22 18:16 | 98-06-6 | |
| Carbon tetrachloride | ND | ug/L | 0.50 | 0.33 | 1 | | 01/07/22 18:16 | 56-23-5 | |
| Chlorobenzene | ND | ug/L | 0.50 | 0.28 | 1 | | 01/07/22 18:16 | 108-90-7 | |
| Chloroethane | ND | ug/L | 1.0 | 0.65 | 1 | | 01/07/22 18:16 | 75-00-3 | |
| Chloroform | ND | ug/L | 0.50 | 0.35 | 1 | | 01/07/22 18:16 | 67-66-3 | |
| Chloromethane | ND | ug/L | 1.0 | 0.54 | 1 | | 01/07/22 18:16 | 74-87-3 | |
| 2-Chlorotoluene | ND | ug/L | 0.50 | 0.32 | 1 | | 01/07/22 18:16 | 95-49-8 | |
| 4-Chlorotoluene | ND | ug/L | 0.50 | 0.32 | 1 | | 01/07/22 18:16 | 106-43-4 | |
| 1,2-Dibromo-3-chloropropane | ND | ug/L | 1.0 | 0.34 | 1 | | 01/07/22 18:16 | 96-12-8 | |
| Dibromochloromethane | ND | ug/L | 0.50 | 0.36 | 1 | | 01/07/22 18:16 | 124-48-1 | |
| 1,2-Dibromoethane (EDB) | ND | ug/L | 0.50 | 0.27 | 1 | | 01/07/22 18:16 | 106-93-4 | |
| Dibromomethane | ND | ug/L | 0.50 | 0.39 | 1 | | 01/07/22 18:16 | 74-95-3 | |
| 1,2-Dichlorobenzene | ND | ug/L | 0.50 | 0.34 | 1 | | 01/07/22 18:16 | 95-50-1 | |
| 1,3-Dichlorobenzene | ND | ug/L | 0.50 | 0.34 | 1 | | 01/07/22 18:16 | 541-73-1 | |
| 1,4-Dichlorobenzene | ND | ug/L | 0.50 | 0.33 | 1 | | 01/07/22 18:16 | 106-46-7 | |
| Dichlorodifluoromethane | ND | ug/L | 0.50 | 0.35 | 1 | | 01/07/22 18:16 | 75-71-8 | |
| 1,1-Dichloroethane | ND | ug/L | 0.50 | 0.37 | 1 | | 01/07/22 18:16 | 75-34-3 | |
| 1,2-Dichloroethane | ND | ug/L | 0.50 | 0.32 | 1 | | 01/07/22 18:16 | 107-06-2 | |
| 1,1-Dichloroethene | ND | ug/L | 0.50 | 0.35 | 1 | | 01/07/22 18:16 | 75-35-4 | |
| cis-1,2-Dichloroethene | ND | ug/L | 0.50 | 0.38 | 1 | | 01/07/22 18:16 | 156-59-2 | |
| trans-1,2-Dichloroethene | ND | ug/L | 0.50 | 0.40 | 1 | | 01/07/22 18:16 | 156-60-5 | |
| 1,2-Dichloropropane | ND | ug/L | 0.50 | 0.36 | 1 | | 01/07/22 18:16 | 78-87-5 | |
| 1,3-Dichloropropane | ND | ug/L | 0.50 | 0.28 | 1 | | 01/07/22 18:16 | 142-28-9 | |

## REPORT OF LABORATORY ANALYSIS

This report shall not be reproduced, except in full,
without the written consent of Pace Analytical Services, LLC.

**Pace Analytical Services, LLC**
9800 Kincey Ave. Suite 100
Huntersville, NC 28078
(704)875-9092

## ANALYTICAL RESULTS

Project: CPC HUNTERSVILLE
Pace Project No.: 92583376

**Sample: MW-27** **Lab ID: 92583376006** Collected: 01/06/22 14:00 Received: 01/06/22 17:45 Matrix: Water

| Parameters | Results | Units | Report Limit | MDL | DF | Prepared | Analyzed | CAS No. | Qual |
|---|---|---|---|---|---|---|---|---|---|
| **6200B MSV** | Analytical Method: SM 6200B<br>Pace Analytical Services - Charlotte | | | | | | | | |
| 2,2-Dichloropropane | ND | ug/L | 0.50 | 0.39 | 1 | | 01/07/22 18:16 | 594-20-7 | |
| 1,1-Dichloropropene | ND | ug/L | 0.50 | 0.43 | 1 | | 01/07/22 18:16 | 563-58-6 | |
| cis-1,3-Dichloropropene | ND | ug/L | 0.50 | 0.36 | 1 | | 01/07/22 18:16 | 10061-01-5 | |
| trans-1,3-Dichloropropene | ND | ug/L | 0.50 | 0.36 | 1 | | 01/07/22 18:16 | 10061-02-6 | |
| Diisopropyl ether | ND | ug/L | 0.50 | 0.31 | 1 | | 01/07/22 18:16 | 108-20-3 | |
| Ethylbenzene | ND | ug/L | 0.50 | 0.30 | 1 | | 01/07/22 18:16 | 100-41-4 | |
| Hexachloro-1,3-butadiene | ND | ug/L | 2.0 | 1.5 | 1 | | 01/07/22 18:16 | 87-68-3 | |
| Isopropylbenzene (Cumene) | ND | ug/L | 0.50 | 0.33 | 1 | | 01/07/22 18:16 | 98-82-8 | |
| Methylene Chloride | ND | ug/L | 2.0 | 2.0 | 1 | | 01/07/22 18:16 | 75-09-2 | |
| Methyl-tert-butyl ether | ND | ug/L | 0.50 | 0.42 | 1 | | 01/07/22 18:16 | 1634-04-4 | |
| Naphthalene | ND | ug/L | 2.0 | 0.64 | 1 | | 01/07/22 18:16 | 91-20-3 | |
| n-Propylbenzene | ND | ug/L | 0.50 | 0.34 | 1 | | 01/07/22 18:16 | 103-65-1 | |
| Styrene | ND | ug/L | 0.50 | 0.29 | 1 | | 01/07/22 18:16 | 100-42-5 | |
| 1,1,1,2-Tetrachloroethane | ND | ug/L | 0.50 | 0.31 | 1 | | 01/07/22 18:16 | 630-20-6 | |
| 1,1,2,2-Tetrachloroethane | ND | ug/L | 0.50 | 0.22 | 1 | | 01/07/22 18:16 | 79-34-5 | |
| Tetrachloroethene | ND | ug/L | 0.50 | 0.29 | 1 | | 01/07/22 18:16 | 127-18-4 | |
| Toluene | ND | ug/L | 0.50 | 0.48 | 1 | | 01/07/22 18:16 | 108-88-3 | |
| 1,2,3-Trichlorobenzene | ND | ug/L | 2.0 | 0.81 | 1 | | 01/07/22 18:16 | 87-61-6 | |
| 1,2,4-Trichlorobenzene | ND | ug/L | 2.0 | 0.64 | 1 | | 01/07/22 18:16 | 120-82-1 | |
| 1,1,1-Trichloroethane | ND | ug/L | 0.50 | 0.33 | 1 | | 01/07/22 18:16 | 71-55-6 | |
| 1,1,2-Trichloroethane | ND | ug/L | 0.50 | 0.32 | 1 | | 01/07/22 18:16 | 79-00-5 | |
| Trichloroethene | ND | ug/L | 0.50 | 0.38 | 1 | | 01/07/22 18:16 | 79-01-6 | |
| Trichlorofluoromethane | ND | ug/L | 1.0 | 0.30 | 1 | | 01/07/22 18:16 | 75-69-4 | |
| 1,2,3-Trichloropropane | ND | ug/L | 0.50 | 0.26 | 1 | | 01/07/22 18:16 | 96-18-4 | |
| 1,2,4-Trimethylbenzene | ND | ug/L | 0.50 | 0.50 | 1 | | 01/07/22 18:16 | 95-63-6 | |
| 1,3,5-Trimethylbenzene | ND | ug/L | 0.50 | 0.33 | 1 | | 01/07/22 18:16 | 108-67-8 | |
| Vinyl chloride | ND | ug/L | 1.0 | 0.39 | 1 | | 01/07/22 18:16 | 75-01-4 | |
| m&p-Xylene | ND | ug/L | 1.0 | 0.71 | 1 | | 01/07/22 18:16 | 179601-23-1 | |
| o-Xylene | ND | ug/L | 0.50 | 0.34 | 1 | | 01/07/22 18:16 | 95-47-6 | |
| ***Surrogates*** | | | | | | | | | |
| 1,2-Dichloroethane-d4 (S) | 99 | % | 70-130 | | 1 | | 01/07/22 18:16 | 17060-07-0 | |
| 4-Bromofluorobenzene (S) | 94 | % | 70-130 | | 1 | | 01/07/22 18:16 | 460-00-4 | |
| Toluene-d8 (S) | 99 | % | 70-130 | | 1 | | 01/07/22 18:16 | 2037-26-5 | |

## REPORT OF LABORATORY ANALYSIS

This report shall not be reproduced, except in full,
without the written consent of Pace Analytical Services, LLC.

**Pace Analytical Services, LLC**
9800 Kincey Ave. Suite 100
Huntersville, NC 28078
(704)875-9092

## ANALYTICAL RESULTS

Project: CPC HUNTERSVILLE
Pace Project No.: 92583376

**Sample: MW-69** **Lab ID: 92583376007** Collected: 01/06/22 14:25 Received: 01/06/22 17:45 Matrix: Water

| Parameters | Results | Units | Report Limit | MDL | DF | Prepared | Analyzed | CAS No. | Qual |
|---|---|---|---|---|---|---|---|---|---|
| **VPH NC Water** | Analytical Method: MADEP VPH<br>Pace Analytical Services - Charlotte | | | | | | | | |
| Total VPH (C5-C12) | ND | ug/L | 50.0 | 50.0 | 1 | | 01/08/22 21:56 | | N2 |
| Aliphatic (C05-C08) | ND | ug/L | 50.0 | 50.0 | 1 | | 01/08/22 21:56 | | N2 |
| Aliphatic(C09-C12) Adjusted | ND | ug/L | 50.0 | 50.0 | 1 | | 01/08/22 21:56 | | N2 |
| Aromatic (C09-C10) | ND | ug/L | 50.0 | 50.0 | 1 | | 01/08/22 21:56 | | N2 |
| ***Surrogates*** | | | | | | | | | |
| 4-Bromofluorobenzene (FID) (S) | 97 | % | 70-130 | | 1 | | 01/08/22 21:56 | 460-00-4 | |
| 4-Bromofluorobenzene (PID) (S) | 81 | % | 70-130 | | 1 | | 01/08/22 21:56 | 460-00-4 | |
| **6020 MET ICPMS** | Analytical Method: EPA 6020B Preparation Method: EPA 3010A<br>Pace Analytical Services - Asheville | | | | | | | | |
| Lead | **1.6J** | ug/L | 5.0 | 0.077 | 1 | 01/08/22 15:27 | 01/10/22 02:03 | 7439-92-1 | |
| **6200B MSV** | Analytical Method: SM 6200B<br>Pace Analytical Services - Charlotte | | | | | | | | |
| Benzene | ND | ug/L | 0.50 | 0.34 | 1 | | 01/07/22 20:06 | 71-43-2 | |
| Bromobenzene | ND | ug/L | 0.50 | 0.29 | 1 | | 01/07/22 20:06 | 108-86-1 | |
| Bromochloromethane | ND | ug/L | 0.50 | 0.47 | 1 | | 01/07/22 20:06 | 74-97-5 | |
| Bromodichloromethane | **1.0** | ug/L | 0.50 | 0.31 | 1 | | 01/07/22 20:06 | 75-27-4 | |
| Bromoform | ND | ug/L | 0.50 | 0.34 | 1 | | 01/07/22 20:06 | 75-25-2 | |
| Bromomethane | ND | ug/L | 5.0 | 1.7 | 1 | | 01/07/22 20:06 | 74-83-9 | |
| n-Butylbenzene | ND | ug/L | 0.50 | 0.49 | 1 | | 01/07/22 20:06 | 104-51-8 | |
| sec-Butylbenzene | ND | ug/L | 0.50 | 0.40 | 1 | | 01/07/22 20:06 | 135-98-8 | |
| tert-Butylbenzene | ND | ug/L | 0.50 | 0.32 | 1 | | 01/07/22 20:06 | 98-06-6 | |
| Carbon tetrachloride | ND | ug/L | 0.50 | 0.33 | 1 | | 01/07/22 20:06 | 56-23-5 | |
| Chlorobenzene | ND | ug/L | 0.50 | 0.28 | 1 | | 01/07/22 20:06 | 108-90-7 | |
| Chloroethane | ND | ug/L | 1.0 | 0.65 | 1 | | 01/07/22 20:06 | 75-00-3 | |
| Chloroform | **5.0** | ug/L | 0.50 | 0.35 | 1 | | 01/07/22 20:06 | 67-66-3 | |
| Chloromethane | ND | ug/L | 1.0 | 0.54 | 1 | | 01/07/22 20:06 | 74-87-3 | |
| 2-Chlorotoluene | ND | ug/L | 0.50 | 0.32 | 1 | | 01/07/22 20:06 | 95-49-8 | |
| 4-Chlorotoluene | ND | ug/L | 0.50 | 0.32 | 1 | | 01/07/22 20:06 | 106-43-4 | |
| 1,2-Dibromo-3-chloropropane | ND | ug/L | 1.0 | 0.34 | 1 | | 01/07/22 20:06 | 96-12-8 | |
| Dibromochloromethane | ND | ug/L | 0.50 | 0.36 | 1 | | 01/07/22 20:06 | 124-48-1 | |
| 1,2-Dibromoethane (EDB) | ND | ug/L | 0.50 | 0.27 | 1 | | 01/07/22 20:06 | 106-93-4 | |
| Dibromomethane | ND | ug/L | 0.50 | 0.39 | 1 | | 01/07/22 20:06 | 74-95-3 | |
| 1,2-Dichlorobenzene | ND | ug/L | 0.50 | 0.34 | 1 | | 01/07/22 20:06 | 95-50-1 | |
| 1,3-Dichlorobenzene | ND | ug/L | 0.50 | 0.34 | 1 | | 01/07/22 20:06 | 541-73-1 | |
| 1,4-Dichlorobenzene | ND | ug/L | 0.50 | 0.33 | 1 | | 01/07/22 20:06 | 106-46-7 | |
| Dichlorodifluoromethane | ND | ug/L | 0.50 | 0.35 | 1 | | 01/07/22 20:06 | 75-71-8 | |
| 1,1-Dichloroethane | ND | ug/L | 0.50 | 0.37 | 1 | | 01/07/22 20:06 | 75-34-3 | |
| 1,2-Dichloroethane | ND | ug/L | 0.50 | 0.32 | 1 | | 01/07/22 20:06 | 107-06-2 | |
| 1,1-Dichloroethene | ND | ug/L | 0.50 | 0.35 | 1 | | 01/07/22 20:06 | 75-35-4 | |
| cis-1,2-Dichloroethene | ND | ug/L | 0.50 | 0.38 | 1 | | 01/07/22 20:06 | 156-59-2 | |
| trans-1,2-Dichloroethene | ND | ug/L | 0.50 | 0.40 | 1 | | 01/07/22 20:06 | 156-60-5 | |
| 1,2-Dichloropropane | ND | ug/L | 0.50 | 0.36 | 1 | | 01/07/22 20:06 | 78-87-5 | |
| 1,3-Dichloropropane | ND | ug/L | 0.50 | 0.28 | 1 | | 01/07/22 20:06 | 142-28-9 | |

## REPORT OF LABORATORY ANALYSIS

This report shall not be reproduced, except in full,
without the written consent of Pace Analytical Services, LLC.

**Pace Analytical Services, LLC**
9800 Kincey Ave. Suite 100
Huntersville, NC 28078
(704)875-9092

## ANALYTICAL RESULTS

Project: CPC HUNTERSVILLE
Pace Project No.: 92583376

**Sample: MW-69** **Lab ID: 92583376007** Collected: 01/06/22 14:25 Received: 01/06/22 17:45 Matrix: Water

| Parameters | Results | Units | Report Limit | MDL | DF | Prepared | Analyzed | CAS No. | Qual |
|---|---|---|---|---|---|---|---|---|---|
| **6200B MSV** | Analytical Method: SM 6200B<br>Pace Analytical Services - Charlotte | | | | | | | | |
| 2,2-Dichloropropane | ND | ug/L | 0.50 | 0.39 | 1 | | 01/07/22 20:06 | 594-20-7 | |
| 1,1-Dichloropropene | ND | ug/L | 0.50 | 0.43 | 1 | | 01/07/22 20:06 | 563-58-6 | |
| cis-1,3-Dichloropropene | ND | ug/L | 0.50 | 0.36 | 1 | | 01/07/22 20:06 | 10061-01-5 | |
| trans-1,3-Dichloropropene | ND | ug/L | 0.50 | 0.36 | 1 | | 01/07/22 20:06 | 10061-02-6 | |
| Diisopropyl ether | ND | ug/L | 0.50 | 0.31 | 1 | | 01/07/22 20:06 | 108-20-3 | |
| Ethylbenzene | ND | ug/L | 0.50 | 0.30 | 1 | | 01/07/22 20:06 | 100-41-4 | |
| Hexachloro-1,3-butadiene | ND | ug/L | 2.0 | 1.5 | 1 | | 01/07/22 20:06 | 87-68-3 | |
| Isopropylbenzene (Cumene) | ND | ug/L | 0.50 | 0.33 | 1 | | 01/07/22 20:06 | 98-82-8 | |
| Methylene Chloride | ND | ug/L | 2.0 | 2.0 | 1 | | 01/07/22 20:06 | 75-09-2 | |
| Methyl-tert-butyl ether | ND | ug/L | 0.50 | 0.42 | 1 | | 01/07/22 20:06 | 1634-04-4 | |
| Naphthalene | ND | ug/L | 2.0 | 0.64 | 1 | | 01/07/22 20:06 | 91-20-3 | |
| n-Propylbenzene | ND | ug/L | 0.50 | 0.34 | 1 | | 01/07/22 20:06 | 103-65-1 | |
| Styrene | ND | ug/L | 0.50 | 0.29 | 1 | | 01/07/22 20:06 | 100-42-5 | |
| 1,1,1,2-Tetrachloroethane | ND | ug/L | 0.50 | 0.31 | 1 | | 01/07/22 20:06 | 630-20-6 | |
| 1,1,2,2-Tetrachloroethane | ND | ug/L | 0.50 | 0.22 | 1 | | 01/07/22 20:06 | 79-34-5 | |
| Tetrachloroethene | ND | ug/L | 0.50 | 0.29 | 1 | | 01/07/22 20:06 | 127-18-4 | |
| Toluene | ND | ug/L | 0.50 | 0.48 | 1 | | 01/07/22 20:06 | 108-88-3 | |
| 1,2,3-Trichlorobenzene | ND | ug/L | 2.0 | 0.81 | 1 | | 01/07/22 20:06 | 87-61-6 | |
| 1,2,4-Trichlorobenzene | ND | ug/L | 2.0 | 0.64 | 1 | | 01/07/22 20:06 | 120-82-1 | |
| 1,1,1-Trichloroethane | ND | ug/L | 0.50 | 0.33 | 1 | | 01/07/22 20:06 | 71-55-6 | |
| 1,1,2-Trichloroethane | ND | ug/L | 0.50 | 0.32 | 1 | | 01/07/22 20:06 | 79-00-5 | |
| Trichloroethene | ND | ug/L | 0.50 | 0.38 | 1 | | 01/07/22 20:06 | 79-01-6 | |
| Trichlorofluoromethane | ND | ug/L | 1.0 | 0.30 | 1 | | 01/07/22 20:06 | 75-69-4 | |
| 1,2,3-Trichloropropane | ND | ug/L | 0.50 | 0.26 | 1 | | 01/07/22 20:06 | 96-18-4 | |
| 1,2,4-Trimethylbenzene | ND | ug/L | 0.50 | 0.50 | 1 | | 01/07/22 20:06 | 95-63-6 | |
| 1,3,5-Trimethylbenzene | ND | ug/L | 0.50 | 0.33 | 1 | | 01/07/22 20:06 | 108-67-8 | |
| Vinyl chloride | ND | ug/L | 1.0 | 0.39 | 1 | | 01/07/22 20:06 | 75-01-4 | |
| m&p-Xylene | ND | ug/L | 1.0 | 0.71 | 1 | | 01/07/22 20:06 | 179601-23-1 | |
| o-Xylene | ND | ug/L | 0.50 | 0.34 | 1 | | 01/07/22 20:06 | 95-47-6 | |
| ***Surrogates*** | | | | | | | | | |
| 1,2-Dichloroethane-d4 (S) | 97 | % | 70-130 | | 1 | | 01/07/22 20:06 | 17060-07-0 | |
| 4-Bromofluorobenzene (S) | 95 | % | 70-130 | | 1 | | 01/07/22 20:06 | 460-00-4 | |
| Toluene-d8 (S) | 98 | % | 70-130 | | 1 | | 01/07/22 20:06 | 2037-26-5 | |

## REPORT OF LABORATORY ANALYSIS

This report shall not be reproduced, except in full,
without the written consent of Pace Analytical Services, LLC.

**Pace Analytical Services, LLC**
9800 Kincey Ave. Suite 100
Huntersville, NC 28078
(704)875-9092

## ANALYTICAL RESULTS

Project: CPC HUNTERSVILLE
Pace Project No.: 92583376

**Sample: MW-25D** **Lab ID: 92583376008** Collected: 01/06/22 14:40 Received: 01/06/22 17:45 Matrix: Water

| Parameters | Results | Units | Report Limit | MDL | DF | Prepared | Analyzed | CAS No. | Qual |
|---|---|---|---|---|---|---|---|---|---|
| **VPH NC Water** | Analytical Method: MADEP VPH<br>Pace Analytical Services - Charlotte | | | | | | | | |
| Total VPH (C5-C12) | ND | ug/L | 50.0 | 50.0 | 1 | | 01/08/22 22:24 | | N2 |
| Aliphatic (C05-C08) | ND | ug/L | 50.0 | 50.0 | 1 | | 01/08/22 22:24 | | N2 |
| Aliphatic(C09-C12) Adjusted | ND | ug/L | 50.0 | 50.0 | 1 | | 01/08/22 22:24 | | N2 |
| Aromatic (C09-C10) | ND | ug/L | 50.0 | 50.0 | 1 | | 01/08/22 22:24 | | N2 |
| ***Surrogates*** | | | | | | | | | |
| 4-Bromofluorobenzene (FID) (S) | 96 | % | 70-130 | | 1 | | 01/08/22 22:24 | 460-00-4 | |
| 4-Bromofluorobenzene (PID) (S) | 80 | % | 70-130 | | 1 | | 01/08/22 22:24 | 460-00-4 | |
| **6020 MET ICPMS** | Analytical Method: EPA 6020B Preparation Method: EPA 3010A<br>Pace Analytical Services - Asheville | | | | | | | | |
| Lead | ND | ug/L | 5.0 | 0.077 | 1 | 01/08/22 15:27 | 01/10/22 02:06 | 7439-92-1 | |
| **6200B MSV** | Analytical Method: SM 6200B<br>Pace Analytical Services - Charlotte | | | | | | | | |
| Benzene | ND | ug/L | 0.50 | 0.34 | 1 | | 01/07/22 18:53 | 71-43-2 | |
| Bromobenzene | ND | ug/L | 0.50 | 0.29 | 1 | | 01/07/22 18:53 | 108-86-1 | |
| Bromochloromethane | ND | ug/L | 0.50 | 0.47 | 1 | | 01/07/22 18:53 | 74-97-5 | |
| Bromodichloromethane | ND | ug/L | 0.50 | 0.31 | 1 | | 01/07/22 18:53 | 75-27-4 | |
| Bromoform | ND | ug/L | 0.50 | 0.34 | 1 | | 01/07/22 18:53 | 75-25-2 | |
| Bromomethane | ND | ug/L | 5.0 | 1.7 | 1 | | 01/07/22 18:53 | 74-83-9 | |
| n-Butylbenzene | ND | ug/L | 0.50 | 0.49 | 1 | | 01/07/22 18:53 | 104-51-8 | |
| sec-Butylbenzene | ND | ug/L | 0.50 | 0.40 | 1 | | 01/07/22 18:53 | 135-98-8 | |
| tert-Butylbenzene | ND | ug/L | 0.50 | 0.32 | 1 | | 01/07/22 18:53 | 98-06-6 | |
| Carbon tetrachloride | ND | ug/L | 0.50 | 0.33 | 1 | | 01/07/22 18:53 | 56-23-5 | |
| Chlorobenzene | ND | ug/L | 0.50 | 0.28 | 1 | | 01/07/22 18:53 | 108-90-7 | |
| Chloroethane | ND | ug/L | 1.0 | 0.65 | 1 | | 01/07/22 18:53 | 75-00-3 | |
| Chloroform | ND | ug/L | 0.50 | 0.35 | 1 | | 01/07/22 18:53 | 67-66-3 | |
| Chloromethane | ND | ug/L | 1.0 | 0.54 | 1 | | 01/07/22 18:53 | 74-87-3 | |
| 2-Chlorotoluene | ND | ug/L | 0.50 | 0.32 | 1 | | 01/07/22 18:53 | 95-49-8 | |
| 4-Chlorotoluene | ND | ug/L | 0.50 | 0.32 | 1 | | 01/07/22 18:53 | 106-43-4 | |
| 1,2-Dibromo-3-chloropropane | ND | ug/L | 1.0 | 0.34 | 1 | | 01/07/22 18:53 | 96-12-8 | |
| Dibromochloromethane | ND | ug/L | 0.50 | 0.36 | 1 | | 01/07/22 18:53 | 124-48-1 | |
| 1,2-Dibromoethane (EDB) | ND | ug/L | 0.50 | 0.27 | 1 | | 01/07/22 18:53 | 106-93-4 | |
| Dibromomethane | ND | ug/L | 0.50 | 0.39 | 1 | | 01/07/22 18:53 | 74-95-3 | |
| 1,2-Dichlorobenzene | ND | ug/L | 0.50 | 0.34 | 1 | | 01/07/22 18:53 | 95-50-1 | |
| 1,3-Dichlorobenzene | ND | ug/L | 0.50 | 0.34 | 1 | | 01/07/22 18:53 | 541-73-1 | |
| 1,4-Dichlorobenzene | ND | ug/L | 0.50 | 0.33 | 1 | | 01/07/22 18:53 | 106-46-7 | |
| Dichlorodifluoromethane | ND | ug/L | 0.50 | 0.35 | 1 | | 01/07/22 18:53 | 75-71-8 | |
| 1,1-Dichloroethane | ND | ug/L | 0.50 | 0.37 | 1 | | 01/07/22 18:53 | 75-34-3 | |
| 1,2-Dichloroethane | ND | ug/L | 0.50 | 0.32 | 1 | | 01/07/22 18:53 | 107-06-2 | |
| 1,1-Dichloroethene | ND | ug/L | 0.50 | 0.35 | 1 | | 01/07/22 18:53 | 75-35-4 | |
| cis-1,2-Dichloroethene | ND | ug/L | 0.50 | 0.38 | 1 | | 01/07/22 18:53 | 156-59-2 | |
| trans-1,2-Dichloroethene | ND | ug/L | 0.50 | 0.40 | 1 | | 01/07/22 18:53 | 156-60-5 | |
| 1,2-Dichloropropane | ND | ug/L | 0.50 | 0.36 | 1 | | 01/07/22 18:53 | 78-87-5 | |
| 1,3-Dichloropropane | ND | ug/L | 0.50 | 0.28 | 1 | | 01/07/22 18:53 | 142-28-9 | |

## REPORT OF LABORATORY ANALYSIS

This report shall not be reproduced, except in full,
without the written consent of Pace Analytical Services, LLC.

**Pace Analytical Services, LLC**
9800 Kincey Ave. Suite 100
Huntersville, NC 28078
(704)875-9092

## ANALYTICAL RESULTS

Project: CPC HUNTERSVILLE
Pace Project No.: 92583376

**Sample: MW-25D** **Lab ID: 92583376008** Collected: 01/06/22 14:40 Received: 01/06/22 17:45 Matrix: Water

| Parameters | Results | Units | Report Limit | MDL | DF | Prepared | Analyzed | CAS No. | Qual |
|---|---|---|---|---|---|---|---|---|---|
| **6200B MSV** | Analytical Method: SM 6200B<br>Pace Analytical Services - Charlotte | | | | | | | | |
| 2,2-Dichloropropane | ND | ug/L | 0.50 | 0.39 | 1 | | 01/07/22 18:53 | 594-20-7 | |
| 1,1-Dichloropropene | ND | ug/L | 0.50 | 0.43 | 1 | | 01/07/22 18:53 | 563-58-6 | |
| cis-1,3-Dichloropropene | ND | ug/L | 0.50 | 0.36 | 1 | | 01/07/22 18:53 | 10061-01-5 | |
| trans-1,3-Dichloropropene | ND | ug/L | 0.50 | 0.36 | 1 | | 01/07/22 18:53 | 10061-02-6 | |
| Diisopropyl ether | ND | ug/L | 0.50 | 0.31 | 1 | | 01/07/22 18:53 | 108-20-3 | |
| Ethylbenzene | ND | ug/L | 0.50 | 0.30 | 1 | | 01/07/22 18:53 | 100-41-4 | |
| Hexachloro-1,3-butadiene | ND | ug/L | 2.0 | 1.5 | 1 | | 01/07/22 18:53 | 87-68-3 | |
| Isopropylbenzene (Cumene) | ND | ug/L | 0.50 | 0.33 | 1 | | 01/07/22 18:53 | 98-82-8 | |
| Methylene Chloride | ND | ug/L | 2.0 | 2.0 | 1 | | 01/07/22 18:53 | 75-09-2 | |
| Methyl-tert-butyl ether | ND | ug/L | 0.50 | 0.42 | 1 | | 01/07/22 18:53 | 1634-04-4 | |
| Naphthalene | ND | ug/L | 2.0 | 0.64 | 1 | | 01/07/22 18:53 | 91-20-3 | |
| n-Propylbenzene | ND | ug/L | 0.50 | 0.34 | 1 | | 01/07/22 18:53 | 103-65-1 | |
| Styrene | ND | ug/L | 0.50 | 0.29 | 1 | | 01/07/22 18:53 | 100-42-5 | |
| 1,1,1,2-Tetrachloroethane | ND | ug/L | 0.50 | 0.31 | 1 | | 01/07/22 18:53 | 630-20-6 | |
| 1,1,2,2-Tetrachloroethane | ND | ug/L | 0.50 | 0.22 | 1 | | 01/07/22 18:53 | 79-34-5 | |
| Tetrachloroethene | ND | ug/L | 0.50 | 0.29 | 1 | | 01/07/22 18:53 | 127-18-4 | |
| Toluene | ND | ug/L | 0.50 | 0.48 | 1 | | 01/07/22 18:53 | 108-88-3 | |
| 1,2,3-Trichlorobenzene | ND | ug/L | 2.0 | 0.81 | 1 | | 01/07/22 18:53 | 87-61-6 | |
| 1,2,4-Trichlorobenzene | ND | ug/L | 2.0 | 0.64 | 1 | | 01/07/22 18:53 | 120-82-1 | |
| 1,1,1-Trichloroethane | ND | ug/L | 0.50 | 0.33 | 1 | | 01/07/22 18:53 | 71-55-6 | |
| 1,1,2-Trichloroethane | ND | ug/L | 0.50 | 0.32 | 1 | | 01/07/22 18:53 | 79-00-5 | |
| Trichloroethene | ND | ug/L | 0.50 | 0.38 | 1 | | 01/07/22 18:53 | 79-01-6 | |
| Trichlorofluoromethane | ND | ug/L | 1.0 | 0.30 | 1 | | 01/07/22 18:53 | 75-69-4 | |
| 1,2,3-Trichloropropane | ND | ug/L | 0.50 | 0.26 | 1 | | 01/07/22 18:53 | 96-18-4 | |
| 1,2,4-Trimethylbenzene | ND | ug/L | 0.50 | 0.50 | 1 | | 01/07/22 18:53 | 95-63-6 | |
| 1,3,5-Trimethylbenzene | ND | ug/L | 0.50 | 0.33 | 1 | | 01/07/22 18:53 | 108-67-8 | |
| Vinyl chloride | ND | ug/L | 1.0 | 0.39 | 1 | | 01/07/22 18:53 | 75-01-4 | |
| m&p-Xylene | ND | ug/L | 1.0 | 0.71 | 1 | | 01/07/22 18:53 | 179601-23-1 | |
| o-Xylene | ND | ug/L | 0.50 | 0.34 | 1 | | 01/07/22 18:53 | 95-47-6 | |
| ***Surrogates*** | | | | | | | | | |
| 1,2-Dichloroethane-d4 (S) | 97 | % | 70-130 | | 1 | | 01/07/22 18:53 | 17060-07-0 | |
| 4-Bromofluorobenzene (S) | 96 | % | 70-130 | | 1 | | 01/07/22 18:53 | 460-00-4 | |
| Toluene-d8 (S) | 98 | % | 70-130 | | 1 | | 01/07/22 18:53 | 2037-26-5 | |

## REPORT OF LABORATORY ANALYSIS

This report shall not be reproduced, except in full,
without the written consent of Pace Analytical Services, LLC.

Pace Analytical Services, LLC
9800 Kincey Ave. Suite 100
Huntersville, NC 28078
(704)875-9092

## ANALYTICAL RESULTS

Project: CPC HUNTERSVILLE
Pace Project No.: 92583376

**Sample: MW-90DD** **Lab ID: 92583376009** Collected: 01/06/22 15:35 Received: 01/06/22 17:45 Matrix: Water

| Parameters | Results | Units | Report Limit | MDL | DF | Prepared | Analyzed | CAS No. | Qual |
|---|---|---|---|---|---|---|---|---|---|
| **VPH NC Water** | Analytical Method: MADEP VPH<br>Pace Analytical Services - Charlotte | | | | | | | | |
| Total VPH (C5-C12) | ND | ug/L | 50.0 | 50.0 | 1 | | 01/08/22 22:52 | | N2 |
| Aliphatic (C05-C08) | ND | ug/L | 50.0 | 50.0 | 1 | | 01/08/22 22:52 | | N2 |
| Aliphatic(C09-C12) Adjusted | ND | ug/L | 50.0 | 50.0 | 1 | | 01/08/22 22:52 | | N2 |
| Aromatic (C09-C10) | ND | ug/L | 50.0 | 50.0 | 1 | | 01/08/22 22:52 | | N2 |
| ***Surrogates*** | | | | | | | | | |
| 4-Bromofluorobenzene (FID) (S) | 90 | % | 70-130 | | 1 | | 01/08/22 22:52 | 460-00-4 | |
| 4-Bromofluorobenzene (PID) (S) | 74 | % | 70-130 | | 1 | | 01/08/22 22:52 | 460-00-4 | |
| **6020 MET ICPMS** | Analytical Method: EPA 6020B Preparation Method: EPA 3010A<br>Pace Analytical Services - Asheville | | | | | | | | |
| Lead | **0.74J** | ug/L | 5.0 | 0.077 | 1 | 01/08/22 15:27 | 01/10/22 02:10 | 7439-92-1 | |
| **6200B MSV** | Analytical Method: SM 6200B<br>Pace Analytical Services - Charlotte | | | | | | | | |
| Benzene | **2.7** | ug/L | 0.50 | 0.34 | 1 | | 01/07/22 13:43 | 71-43-2 | |
| Bromobenzene | ND | ug/L | 0.50 | 0.29 | 1 | | 01/07/22 13:43 | 108-86-1 | |
| Bromochloromethane | ND | ug/L | 0.50 | 0.47 | 1 | | 01/07/22 13:43 | 74-97-5 | |
| Bromodichloromethane | ND | ug/L | 0.50 | 0.31 | 1 | | 01/07/22 13:43 | 75-27-4 | |
| Bromoform | ND | ug/L | 0.50 | 0.34 | 1 | | 01/07/22 13:43 | 75-25-2 | |
| Bromomethane | ND | ug/L | 5.0 | 1.7 | 1 | | 01/07/22 13:43 | 74-83-9 | |
| n-Butylbenzene | ND | ug/L | 0.50 | 0.49 | 1 | | 01/07/22 13:43 | 104-51-8 | |
| sec-Butylbenzene | ND | ug/L | 0.50 | 0.40 | 1 | | 01/07/22 13:43 | 135-98-8 | |
| tert-Butylbenzene | ND | ug/L | 0.50 | 0.32 | 1 | | 01/07/22 13:43 | 98-06-6 | |
| Carbon tetrachloride | ND | ug/L | 0.50 | 0.33 | 1 | | 01/07/22 13:43 | 56-23-5 | |
| Chlorobenzene | ND | ug/L | 0.50 | 0.28 | 1 | | 01/07/22 13:43 | 108-90-7 | |
| Chloroethane | ND | ug/L | 1.0 | 0.65 | 1 | | 01/07/22 13:43 | 75-00-3 | |
| Chloroform | **0.83** | ug/L | 0.50 | 0.35 | 1 | | 01/07/22 13:43 | 67-66-3 | |
| Chloromethane | ND | ug/L | 1.0 | 0.54 | 1 | | 01/07/22 13:43 | 74-87-3 | M1 |
| 2-Chlorotoluene | ND | ug/L | 0.50 | 0.32 | 1 | | 01/07/22 13:43 | 95-49-8 | |
| 4-Chlorotoluene | ND | ug/L | 0.50 | 0.32 | 1 | | 01/07/22 13:43 | 106-43-4 | |
| 1,2-Dibromo-3-chloropropane | ND | ug/L | 1.0 | 0.34 | 1 | | 01/07/22 13:43 | 96-12-8 | |
| Dibromochloromethane | ND | ug/L | 0.50 | 0.36 | 1 | | 01/07/22 13:43 | 124-48-1 | |
| 1,2-Dibromoethane (EDB) | ND | ug/L | 0.50 | 0.27 | 1 | | 01/07/22 13:43 | 106-93-4 | |
| Dibromomethane | ND | ug/L | 0.50 | 0.39 | 1 | | 01/07/22 13:43 | 74-95-3 | |
| 1,2-Dichlorobenzene | ND | ug/L | 0.50 | 0.34 | 1 | | 01/07/22 13:43 | 95-50-1 | |
| 1,3-Dichlorobenzene | ND | ug/L | 0.50 | 0.34 | 1 | | 01/07/22 13:43 | 541-73-1 | |
| 1,4-Dichlorobenzene | ND | ug/L | 0.50 | 0.33 | 1 | | 01/07/22 13:43 | 106-46-7 | |
| Dichlorodifluoromethane | ND | ug/L | 0.50 | 0.35 | 1 | | 01/07/22 13:43 | 75-71-8 | M1 |
| 1,1-Dichloroethane | ND | ug/L | 0.50 | 0.37 | 1 | | 01/07/22 13:43 | 75-34-3 | |
| 1,2-Dichloroethane | ND | ug/L | 0.50 | 0.32 | 1 | | 01/07/22 13:43 | 107-06-2 | |
| 1,1-Dichloroethene | ND | ug/L | 0.50 | 0.35 | 1 | | 01/07/22 13:43 | 75-35-4 | |
| cis-1,2-Dichloroethene | ND | ug/L | 0.50 | 0.38 | 1 | | 01/07/22 13:43 | 156-59-2 | |
| trans-1,2-Dichloroethene | ND | ug/L | 0.50 | 0.40 | 1 | | 01/07/22 13:43 | 156-60-5 | |
| 1,2-Dichloropropane | ND | ug/L | 0.50 | 0.36 | 1 | | 01/07/22 13:43 | 78-87-5 | |
| 1,3-Dichloropropane | ND | ug/L | 0.50 | 0.28 | 1 | | 01/07/22 13:43 | 142-28-9 | |

## REPORT OF LABORATORY ANALYSIS

This report shall not be reproduced, except in full,
without the written consent of Pace Analytical Services, LLC.

**Pace Analytical Services, LLC**
9800 Kincey Ave. Suite 100
Huntersville, NC 28078
(704)875-9092

## ANALYTICAL RESULTS

Project: CPC HUNTERSVILLE
Pace Project No.: 92583376

**Sample: MW-90DD** **Lab ID: 92583376009** Collected: 01/06/22 15:35 Received: 01/06/22 17:45 Matrix: Water

| Parameters | Results | Units | Report Limit | MDL | DF | Prepared | Analyzed | CAS No. | Qual |
|---|---|---|---|---|---|---|---|---|---|
| **6200B MSV** | Analytical Method: SM 6200B<br>Pace Analytical Services - Charlotte | | | | | | | | |
| 2,2-Dichloropropane | ND | ug/L | 0.50 | 0.39 | 1 | | 01/07/22 13:43 | 594-20-7 | |
| 1,1-Dichloropropene | ND | ug/L | 0.50 | 0.43 | 1 | | 01/07/22 13:43 | 563-58-6 | |
| cis-1,3-Dichloropropene | ND | ug/L | 0.50 | 0.36 | 1 | | 01/07/22 13:43 | 10061-01-5 | |
| trans-1,3-Dichloropropene | ND | ug/L | 0.50 | 0.36 | 1 | | 01/07/22 13:43 | 10061-02-6 | |
| Diisopropyl ether | **2.5** | ug/L | 0.50 | 0.31 | 1 | | 01/07/22 13:43 | 108-20-3 | |
| Ethylbenzene | ND | ug/L | 0.50 | 0.30 | 1 | | 01/07/22 13:43 | 100-41-4 | |
| Hexachloro-1,3-butadiene | ND | ug/L | 2.0 | 1.5 | 1 | | 01/07/22 13:43 | 87-68-3 | M1 |
| Isopropylbenzene (Cumene) | ND | ug/L | 0.50 | 0.33 | 1 | | 01/07/22 13:43 | 98-82-8 | |
| Methylene Chloride | ND | ug/L | 2.0 | 2.0 | 1 | | 01/07/22 13:43 | 75-09-2 | |
| Methyl-tert-butyl ether | **1.2** | ug/L | 0.50 | 0.42 | 1 | | 01/07/22 13:43 | 1634-04-4 | |
| Naphthalene | ND | ug/L | 2.0 | 0.64 | 1 | | 01/07/22 13:43 | 91-20-3 | |
| n-Propylbenzene | ND | ug/L | 0.50 | 0.34 | 1 | | 01/07/22 13:43 | 103-65-1 | |
| Styrene | ND | ug/L | 0.50 | 0.29 | 1 | | 01/07/22 13:43 | 100-42-5 | |
| 1,1,1,2-Tetrachloroethane | ND | ug/L | 0.50 | 0.31 | 1 | | 01/07/22 13:43 | 630-20-6 | |
| 1,1,2,2-Tetrachloroethane | ND | ug/L | 0.50 | 0.22 | 1 | | 01/07/22 13:43 | 79-34-5 | |
| Tetrachloroethene | ND | ug/L | 0.50 | 0.29 | 1 | | 01/07/22 13:43 | 127-18-4 | |
| Toluene | **4.9** | ug/L | 0.50 | 0.48 | 1 | | 01/07/22 13:43 | 108-88-3 | |
| 1,2,3-Trichlorobenzene | ND | ug/L | 2.0 | 0.81 | 1 | | 01/07/22 13:43 | 87-61-6 | |
| 1,2,4-Trichlorobenzene | ND | ug/L | 2.0 | 0.64 | 1 | | 01/07/22 13:43 | 120-82-1 | |
| 1,1,1-Trichloroethane | ND | ug/L | 0.50 | 0.33 | 1 | | 01/07/22 13:43 | 71-55-6 | |
| 1,1,2-Trichloroethane | ND | ug/L | 0.50 | 0.32 | 1 | | 01/07/22 13:43 | 79-00-5 | |
| Trichloroethene | ND | ug/L | 0.50 | 0.38 | 1 | | 01/07/22 13:43 | 79-01-6 | |
| Trichlorofluoromethane | ND | ug/L | 1.0 | 0.30 | 1 | | 01/07/22 13:43 | 75-69-4 | |
| 1,2,3-Trichloropropane | ND | ug/L | 0.50 | 0.26 | 1 | | 01/07/22 13:43 | 96-18-4 | |
| 1,2,4-Trimethylbenzene | ND | ug/L | 0.50 | 0.50 | 1 | | 01/07/22 13:43 | 95-63-6 | |
| 1,3,5-Trimethylbenzene | ND | ug/L | 0.50 | 0.33 | 1 | | 01/07/22 13:43 | 108-67-8 | |
| Vinyl chloride | ND | ug/L | 1.0 | 0.39 | 1 | | 01/07/22 13:43 | 75-01-4 | |
| m&p-Xylene | **1.3** | ug/L | 1.0 | 0.71 | 1 | | 01/07/22 13:43 | 179601-23-1 | |
| o-Xylene | **0.76** | ug/L | 0.50 | 0.34 | 1 | | 01/07/22 13:43 | 95-47-6 | |
| ***Surrogates*** | | | | | | | | | |
| 1,2-Dichloroethane-d4 (S) | 85 | % | 70-130 | | 1 | | 01/07/22 13:43 | 17060-07-0 | |
| 4-Bromofluorobenzene (S) | 93 | % | 70-130 | | 1 | | 01/07/22 13:43 | 460-00-4 | |
| Toluene-d8 (S) | 102 | % | 70-130 | | 1 | | 01/07/22 13:43 | 2037-26-5 | |

## REPORT OF LABORATORY ANALYSIS

This report shall not be reproduced, except in full,
without the written consent of Pace Analytical Services, LLC.

Pace Analytical Services, LLC
9800 Kincey Ave. Suite 100
Huntersville, NC 28078
(704)875-9092

## ANALYTICAL RESULTS

Project: CPC HUNTERSVILLE
Pace Project No.: 92583376

**Sample: MW-01** **Lab ID: 92583376010** Collected: 01/06/22 15:05 Received: 01/06/22 17:45 Matrix: Water

| Parameters | Results | Units | Report Limit | MDL | DF | Prepared | Analyzed | CAS No. | Qual |
|---|---|---|---|---|---|---|---|---|---|
| **VPH NC Water** | Analytical Method: MADEP VPH<br>Pace Analytical Services - Charlotte | | | | | | | | |
| Total VPH (C5-C12) | ND | ug/L | 50.0 | 50.0 | 1 | | 01/08/22 23:21 | | N2 |
| Aliphatic (C05-C08) | ND | ug/L | 50.0 | 50.0 | 1 | | 01/08/22 23:21 | | N2 |
| Aliphatic(C09-C12) Adjusted | ND | ug/L | 50.0 | 50.0 | 1 | | 01/08/22 23:21 | | N2 |
| Aromatic (C09-C10) | ND | ug/L | 50.0 | 50.0 | 1 | | 01/08/22 23:21 | | N2 |
| ***Surrogates*** | | | | | | | | | |
| 4-Bromofluorobenzene (FID) (S) | 93 | % | 70-130 | | 1 | | 01/08/22 23:21 | 460-00-4 | |
| 4-Bromofluorobenzene (PID) (S) | 78 | % | 70-130 | | 1 | | 01/08/22 23:21 | 460-00-4 | |
| **6020 MET ICPMS** | Analytical Method: EPA 6020B Preparation Method: EPA 3010A<br>Pace Analytical Services - Asheville | | | | | | | | |
| Lead | **0.36J** | ug/L | 5.0 | 0.077 | 1 | 01/10/22 11:11 | 01/10/22 17:43 | 7439-92-1 | |
| **6200B MSV** | Analytical Method: SM 6200B<br>Pace Analytical Services - Charlotte | | | | | | | | |
| Benzene | **0.38J** | ug/L | 0.50 | 0.34 | 1 | | 01/07/22 18:34 | 71-43-2 | |
| Bromobenzene | ND | ug/L | 0.50 | 0.29 | 1 | | 01/07/22 18:34 | 108-86-1 | |
| Bromochloromethane | ND | ug/L | 0.50 | 0.47 | 1 | | 01/07/22 18:34 | 74-97-5 | |
| Bromodichloromethane | ND | ug/L | 0.50 | 0.31 | 1 | | 01/07/22 18:34 | 75-27-4 | |
| Bromoform | ND | ug/L | 0.50 | 0.34 | 1 | | 01/07/22 18:34 | 75-25-2 | |
| Bromomethane | ND | ug/L | 5.0 | 1.7 | 1 | | 01/07/22 18:34 | 74-83-9 | |
| n-Butylbenzene | ND | ug/L | 0.50 | 0.49 | 1 | | 01/07/22 18:34 | 104-51-8 | |
| sec-Butylbenzene | ND | ug/L | 0.50 | 0.40 | 1 | | 01/07/22 18:34 | 135-98-8 | |
| tert-Butylbenzene | ND | ug/L | 0.50 | 0.32 | 1 | | 01/07/22 18:34 | 98-06-6 | |
| Carbon tetrachloride | ND | ug/L | 0.50 | 0.33 | 1 | | 01/07/22 18:34 | 56-23-5 | |
| Chlorobenzene | ND | ug/L | 0.50 | 0.28 | 1 | | 01/07/22 18:34 | 108-90-7 | |
| Chloroethane | ND | ug/L | 1.0 | 0.65 | 1 | | 01/07/22 18:34 | 75-00-3 | |
| Chloroform | ND | ug/L | 0.50 | 0.35 | 1 | | 01/07/22 18:34 | 67-66-3 | |
| Chloromethane | ND | ug/L | 1.0 | 0.54 | 1 | | 01/07/22 18:34 | 74-87-3 | |
| 2-Chlorotoluene | ND | ug/L | 0.50 | 0.32 | 1 | | 01/07/22 18:34 | 95-49-8 | |
| 4-Chlorotoluene | ND | ug/L | 0.50 | 0.32 | 1 | | 01/07/22 18:34 | 106-43-4 | |
| 1,2-Dibromo-3-chloropropane | ND | ug/L | 1.0 | 0.34 | 1 | | 01/07/22 18:34 | 96-12-8 | |
| Dibromochloromethane | ND | ug/L | 0.50 | 0.36 | 1 | | 01/07/22 18:34 | 124-48-1 | |
| 1,2-Dibromoethane (EDB) | ND | ug/L | 0.50 | 0.27 | 1 | | 01/07/22 18:34 | 106-93-4 | |
| Dibromomethane | ND | ug/L | 0.50 | 0.39 | 1 | | 01/07/22 18:34 | 74-95-3 | |
| 1,2-Dichlorobenzene | ND | ug/L | 0.50 | 0.34 | 1 | | 01/07/22 18:34 | 95-50-1 | |
| 1,3-Dichlorobenzene | ND | ug/L | 0.50 | 0.34 | 1 | | 01/07/22 18:34 | 541-73-1 | |
| 1,4-Dichlorobenzene | ND | ug/L | 0.50 | 0.33 | 1 | | 01/07/22 18:34 | 106-46-7 | |
| Dichlorodifluoromethane | ND | ug/L | 0.50 | 0.35 | 1 | | 01/07/22 18:34 | 75-71-8 | |
| 1,1-Dichloroethane | ND | ug/L | 0.50 | 0.37 | 1 | | 01/07/22 18:34 | 75-34-3 | |
| 1,2-Dichloroethane | ND | ug/L | 0.50 | 0.32 | 1 | | 01/07/22 18:34 | 107-06-2 | |
| 1,1-Dichloroethene | ND | ug/L | 0.50 | 0.35 | 1 | | 01/07/22 18:34 | 75-35-4 | |
| cis-1,2-Dichloroethene | ND | ug/L | 0.50 | 0.38 | 1 | | 01/07/22 18:34 | 156-59-2 | |
| trans-1,2-Dichloroethene | ND | ug/L | 0.50 | 0.40 | 1 | | 01/07/22 18:34 | 156-60-5 | |
| 1,2-Dichloropropane | ND | ug/L | 0.50 | 0.36 | 1 | | 01/07/22 18:34 | 78-87-5 | |
| 1,3-Dichloropropane | ND | ug/L | 0.50 | 0.28 | 1 | | 01/07/22 18:34 | 142-28-9 | |

## REPORT OF LABORATORY ANALYSIS

This report shall not be reproduced, except in full,
without the written consent of Pace Analytical Services, LLC.

**Pace Analytical Services, LLC**
9800 Kincey Ave. Suite 100
Huntersville, NC 28078
(704)875-9092

## ANALYTICAL RESULTS

Project: CPC HUNTERSVILLE
Pace Project No.: 92583376

**Sample: MW-01** **Lab ID: 92583376010** Collected: 01/06/22 15:05 Received: 01/06/22 17:45 Matrix: Water

| Parameters | Results | Units | Report Limit | MDL | DF | Prepared | Analyzed | CAS No. | Qual |
|---|---|---|---|---|---|---|---|---|---|
| **6200B MSV** | Analytical Method: SM 6200B<br>Pace Analytical Services - Charlotte | | | | | | | | |
| 2,2-Dichloropropane | ND | ug/L | 0.50 | 0.39 | 1 | | 01/07/22 18:34 | 594-20-7 | |
| 1,1-Dichloropropene | ND | ug/L | 0.50 | 0.43 | 1 | | 01/07/22 18:34 | 563-58-6 | |
| cis-1,3-Dichloropropene | ND | ug/L | 0.50 | 0.36 | 1 | | 01/07/22 18:34 | 10061-01-5 | |
| trans-1,3-Dichloropropene | ND | ug/L | 0.50 | 0.36 | 1 | | 01/07/22 18:34 | 10061-02-6 | |
| Diisopropyl ether | ND | ug/L | 0.50 | 0.31 | 1 | | 01/07/22 18:34 | 108-20-3 | |
| Ethylbenzene | ND | ug/L | 0.50 | 0.30 | 1 | | 01/07/22 18:34 | 100-41-4 | |
| Hexachloro-1,3-butadiene | ND | ug/L | 2.0 | 1.5 | 1 | | 01/07/22 18:34 | 87-68-3 | |
| Isopropylbenzene (Cumene) | ND | ug/L | 0.50 | 0.33 | 1 | | 01/07/22 18:34 | 98-82-8 | |
| Methylene Chloride | ND | ug/L | 2.0 | 2.0 | 1 | | 01/07/22 18:34 | 75-09-2 | |
| Methyl-tert-butyl ether | ND | ug/L | 0.50 | 0.42 | 1 | | 01/07/22 18:34 | 1634-04-4 | |
| Naphthalene | ND | ug/L | 2.0 | 0.64 | 1 | | 01/07/22 18:34 | 91-20-3 | |
| n-Propylbenzene | ND | ug/L | 0.50 | 0.34 | 1 | | 01/07/22 18:34 | 103-65-1 | |
| Styrene | ND | ug/L | 0.50 | 0.29 | 1 | | 01/07/22 18:34 | 100-42-5 | |
| 1,1,1,2-Tetrachloroethane | ND | ug/L | 0.50 | 0.31 | 1 | | 01/07/22 18:34 | 630-20-6 | |
| 1,1,2,2-Tetrachloroethane | ND | ug/L | 0.50 | 0.22 | 1 | | 01/07/22 18:34 | 79-34-5 | |
| Tetrachloroethene | ND | ug/L | 0.50 | 0.29 | 1 | | 01/07/22 18:34 | 127-18-4 | |
| Toluene | **1.2** | ug/L | 0.50 | 0.48 | 1 | | 01/07/22 18:34 | 108-88-3 | |
| 1,2,3-Trichlorobenzene | ND | ug/L | 2.0 | 0.81 | 1 | | 01/07/22 18:34 | 87-61-6 | |
| 1,2,4-Trichlorobenzene | ND | ug/L | 2.0 | 0.64 | 1 | | 01/07/22 18:34 | 120-82-1 | |
| 1,1,1-Trichloroethane | ND | ug/L | 0.50 | 0.33 | 1 | | 01/07/22 18:34 | 71-55-6 | |
| 1,1,2-Trichloroethane | ND | ug/L | 0.50 | 0.32 | 1 | | 01/07/22 18:34 | 79-00-5 | |
| Trichloroethene | ND | ug/L | 0.50 | 0.38 | 1 | | 01/07/22 18:34 | 79-01-6 | |
| Trichlorofluoromethane | ND | ug/L | 1.0 | 0.30 | 1 | | 01/07/22 18:34 | 75-69-4 | |
| 1,2,3-Trichloropropane | ND | ug/L | 0.50 | 0.26 | 1 | | 01/07/22 18:34 | 96-18-4 | |
| 1,2,4-Trimethylbenzene | ND | ug/L | 0.50 | 0.50 | 1 | | 01/07/22 18:34 | 95-63-6 | |
| 1,3,5-Trimethylbenzene | ND | ug/L | 0.50 | 0.33 | 1 | | 01/07/22 18:34 | 108-67-8 | |
| Vinyl chloride | ND | ug/L | 1.0 | 0.39 | 1 | | 01/07/22 18:34 | 75-01-4 | |
| m&p-Xylene | ND | ug/L | 1.0 | 0.71 | 1 | | 01/07/22 18:34 | 179601-23-1 | |
| o-Xylene | ND | ug/L | 0.50 | 0.34 | 1 | | 01/07/22 18:34 | 95-47-6 | |
| ***Surrogates*** | | | | | | | | | |
| 1,2-Dichloroethane-d4 (S) | 98 | % | 70-130 | | 1 | | 01/07/22 18:34 | 17060-07-0 | |
| 4-Bromofluorobenzene (S) | 94 | % | 70-130 | | 1 | | 01/07/22 18:34 | 460-00-4 | |
| Toluene-d8 (S) | 99 | % | 70-130 | | 1 | | 01/07/22 18:34 | 2037-26-5 | |

## REPORT OF LABORATORY ANALYSIS

This report shall not be reproduced, except in full,
without the written consent of Pace Analytical Services, LLC.

Pace Analytical Services, LLC
9800 Kincey Ave. Suite 100
Huntersville, NC 28078
(704)875-9092

## ANALYTICAL RESULTS

Project: CPC HUNTERSVILLE
Pace Project No.: 92583376

**Sample: MW-61D** **Lab ID: 92583376011** Collected: 01/06/22 09:50 Received: 01/06/22 17:45 Matrix: Water

| Parameters | Results | Units | Report Limit | MDL | DF | Prepared | Analyzed | CAS No. | Qual |
|---|---|---|---|---|---|---|---|---|---|
| **VPH NC Water** | Analytical Method: MADEP VPH<br>Pace Analytical Services - Charlotte | | | | | | | | |
| Total VPH (C5-C12) | ND | ug/L | 50.0 | 50.0 | 1 | | 01/08/22 16:17 | | N2 |
| Aliphatic (C05-C08) | ND | ug/L | 50.0 | 50.0 | 1 | | 01/08/22 16:17 | | N2 |
| Aliphatic(C09-C12) Adjusted | ND | ug/L | 50.0 | 50.0 | 1 | | 01/08/22 16:17 | | N2 |
| Aromatic (C09-C10) | ND | ug/L | 50.0 | 50.0 | 1 | | 01/08/22 16:17 | | N2 |
| ***Surrogates*** | | | | | | | | | |
| 4-Bromofluorobenzene (FID) (S) | 96 | % | 70-130 | | 1 | | 01/08/22 16:17 | 460-00-4 | |
| 4-Bromofluorobenzene (PID) (S) | 80 | % | 70-130 | | 1 | | 01/08/22 16:17 | 460-00-4 | |
| **6020 MET ICPMS** | Analytical Method: EPA 6020B Preparation Method: EPA 3010A<br>Pace Analytical Services - Asheville | | | | | | | | |
| Lead | ND | ug/L | 5.0 | 0.077 | 1 | 01/08/22 15:27 | 01/10/22 00:37 | 7439-92-1 | |
| **6200B MSV** | Analytical Method: SM 6200B<br>Pace Analytical Services - Charlotte | | | | | | | | |
| Benzene | ND | ug/L | 0.50 | 0.34 | 1 | | 01/07/22 19:11 | 71-43-2 | |
| Bromobenzene | ND | ug/L | 0.50 | 0.29 | 1 | | 01/07/22 19:11 | 108-86-1 | |
| Bromochloromethane | ND | ug/L | 0.50 | 0.47 | 1 | | 01/07/22 19:11 | 74-97-5 | |
| Bromodichloromethane | **1.1** | ug/L | 0.50 | 0.31 | 1 | | 01/07/22 19:11 | 75-27-4 | |
| Bromoform | ND | ug/L | 0.50 | 0.34 | 1 | | 01/07/22 19:11 | 75-25-2 | |
| Bromomethane | ND | ug/L | 5.0 | 1.7 | 1 | | 01/07/22 19:11 | 74-83-9 | |
| n-Butylbenzene | ND | ug/L | 0.50 | 0.49 | 1 | | 01/07/22 19:11 | 104-51-8 | |
| sec-Butylbenzene | ND | ug/L | 0.50 | 0.40 | 1 | | 01/07/22 19:11 | 135-98-8 | |
| tert-Butylbenzene | ND | ug/L | 0.50 | 0.32 | 1 | | 01/07/22 19:11 | 98-06-6 | |
| Carbon tetrachloride | ND | ug/L | 0.50 | 0.33 | 1 | | 01/07/22 19:11 | 56-23-5 | |
| Chlorobenzene | ND | ug/L | 0.50 | 0.28 | 1 | | 01/07/22 19:11 | 108-90-7 | |
| Chloroethane | ND | ug/L | 1.0 | 0.65 | 1 | | 01/07/22 19:11 | 75-00-3 | |
| Chloroform | **4.9** | ug/L | 0.50 | 0.35 | 1 | | 01/07/22 19:11 | 67-66-3 | |
| Chloromethane | ND | ug/L | 1.0 | 0.54 | 1 | | 01/07/22 19:11 | 74-87-3 | |
| 2-Chlorotoluene | ND | ug/L | 0.50 | 0.32 | 1 | | 01/07/22 19:11 | 95-49-8 | |
| 4-Chlorotoluene | ND | ug/L | 0.50 | 0.32 | 1 | | 01/07/22 19:11 | 106-43-4 | |
| 1,2-Dibromo-3-chloropropane | ND | ug/L | 1.0 | 0.34 | 1 | | 01/07/22 19:11 | 96-12-8 | |
| Dibromochloromethane | ND | ug/L | 0.50 | 0.36 | 1 | | 01/07/22 19:11 | 124-48-1 | |
| 1,2-Dibromoethane (EDB) | ND | ug/L | 0.50 | 0.27 | 1 | | 01/07/22 19:11 | 106-93-4 | |
| Dibromomethane | ND | ug/L | 0.50 | 0.39 | 1 | | 01/07/22 19:11 | 74-95-3 | |
| 1,2-Dichlorobenzene | ND | ug/L | 0.50 | 0.34 | 1 | | 01/07/22 19:11 | 95-50-1 | |
| 1,3-Dichlorobenzene | ND | ug/L | 0.50 | 0.34 | 1 | | 01/07/22 19:11 | 541-73-1 | |
| 1,4-Dichlorobenzene | ND | ug/L | 0.50 | 0.33 | 1 | | 01/07/22 19:11 | 106-46-7 | |
| Dichlorodifluoromethane | ND | ug/L | 0.50 | 0.35 | 1 | | 01/07/22 19:11 | 75-71-8 | |
| 1,1-Dichloroethane | ND | ug/L | 0.50 | 0.37 | 1 | | 01/07/22 19:11 | 75-34-3 | |
| 1,2-Dichloroethane | ND | ug/L | 0.50 | 0.32 | 1 | | 01/07/22 19:11 | 107-06-2 | |
| 1,1-Dichloroethene | ND | ug/L | 0.50 | 0.35 | 1 | | 01/07/22 19:11 | 75-35-4 | |
| cis-1,2-Dichloroethene | ND | ug/L | 0.50 | 0.38 | 1 | | 01/07/22 19:11 | 156-59-2 | |
| trans-1,2-Dichloroethene | ND | ug/L | 0.50 | 0.40 | 1 | | 01/07/22 19:11 | 156-60-5 | |
| 1,2-Dichloropropane | ND | ug/L | 0.50 | 0.36 | 1 | | 01/07/22 19:11 | 78-87-5 | |
| 1,3-Dichloropropane | ND | ug/L | 0.50 | 0.28 | 1 | | 01/07/22 19:11 | 142-28-9 | |

## REPORT OF LABORATORY ANALYSIS

This report shall not be reproduced, except in full,
without the written consent of Pace Analytical Services, LLC.

**Pace Analytical Services, LLC**
9800 Kincey Ave. Suite 100
Huntersville, NC 28078
(704)875-9092

## ANALYTICAL RESULTS

Project: CPC HUNTERSVILLE
Pace Project No.: 92583376

**Sample: MW-61D** **Lab ID: 92583376011** Collected: 01/06/22 09:50 Received: 01/06/22 17:45 Matrix: Water

| Parameters | Results | Units | Report Limit | MDL | DF | Prepared | Analyzed | CAS No. | Qual |
|---|---|---|---|---|---|---|---|---|---|
| **6200B MSV** | Analytical Method: SM 6200B<br>Pace Analytical Services - Charlotte | | | | | | | | |
| 2,2-Dichloropropane | ND | ug/L | 0.50 | 0.39 | 1 | | 01/07/22 19:11 | 594-20-7 | |
| 1,1-Dichloropropene | ND | ug/L | 0.50 | 0.43 | 1 | | 01/07/22 19:11 | 563-58-6 | |
| cis-1,3-Dichloropropene | ND | ug/L | 0.50 | 0.36 | 1 | | 01/07/22 19:11 | 10061-01-5 | |
| trans-1,3-Dichloropropene | ND | ug/L | 0.50 | 0.36 | 1 | | 01/07/22 19:11 | 10061-02-6 | |
| Diisopropyl ether | ND | ug/L | 0.50 | 0.31 | 1 | | 01/07/22 19:11 | 108-20-3 | |
| Ethylbenzene | ND | ug/L | 0.50 | 0.30 | 1 | | 01/07/22 19:11 | 100-41-4 | |
| Hexachloro-1,3-butadiene | ND | ug/L | 2.0 | 1.5 | 1 | | 01/07/22 19:11 | 87-68-3 | |
| Isopropylbenzene (Cumene) | ND | ug/L | 0.50 | 0.33 | 1 | | 01/07/22 19:11 | 98-82-8 | |
| Methylene Chloride | ND | ug/L | 2.0 | 2.0 | 1 | | 01/07/22 19:11 | 75-09-2 | |
| Methyl-tert-butyl ether | ND | ug/L | 0.50 | 0.42 | 1 | | 01/07/22 19:11 | 1634-04-4 | |
| Naphthalene | ND | ug/L | 2.0 | 0.64 | 1 | | 01/07/22 19:11 | 91-20-3 | |
| n-Propylbenzene | ND | ug/L | 0.50 | 0.34 | 1 | | 01/07/22 19:11 | 103-65-1 | |
| Styrene | ND | ug/L | 0.50 | 0.29 | 1 | | 01/07/22 19:11 | 100-42-5 | |
| 1,1,1,2-Tetrachloroethane | ND | ug/L | 0.50 | 0.31 | 1 | | 01/07/22 19:11 | 630-20-6 | |
| 1,1,2,2-Tetrachloroethane | ND | ug/L | 0.50 | 0.22 | 1 | | 01/07/22 19:11 | 79-34-5 | |
| Tetrachloroethene | ND | ug/L | 0.50 | 0.29 | 1 | | 01/07/22 19:11 | 127-18-4 | |
| Toluene | ND | ug/L | 0.50 | 0.48 | 1 | | 01/07/22 19:11 | 108-88-3 | |
| 1,2,3-Trichlorobenzene | ND | ug/L | 2.0 | 0.81 | 1 | | 01/07/22 19:11 | 87-61-6 | |
| 1,2,4-Trichlorobenzene | ND | ug/L | 2.0 | 0.64 | 1 | | 01/07/22 19:11 | 120-82-1 | |
| 1,1,1-Trichloroethane | ND | ug/L | 0.50 | 0.33 | 1 | | 01/07/22 19:11 | 71-55-6 | |
| 1,1,2-Trichloroethane | ND | ug/L | 0.50 | 0.32 | 1 | | 01/07/22 19:11 | 79-00-5 | |
| Trichloroethene | ND | ug/L | 0.50 | 0.38 | 1 | | 01/07/22 19:11 | 79-01-6 | |
| Trichlorofluoromethane | ND | ug/L | 1.0 | 0.30 | 1 | | 01/07/22 19:11 | 75-69-4 | |
| 1,2,3-Trichloropropane | ND | ug/L | 0.50 | 0.26 | 1 | | 01/07/22 19:11 | 96-18-4 | |
| 1,2,4-Trimethylbenzene | ND | ug/L | 0.50 | 0.50 | 1 | | 01/07/22 19:11 | 95-63-6 | |
| 1,3,5-Trimethylbenzene | ND | ug/L | 0.50 | 0.33 | 1 | | 01/07/22 19:11 | 108-67-8 | |
| Vinyl chloride | ND | ug/L | 1.0 | 0.39 | 1 | | 01/07/22 19:11 | 75-01-4 | |
| m&p-Xylene | ND | ug/L | 1.0 | 0.71 | 1 | | 01/07/22 19:11 | 179601-23-1 | |
| o-Xylene | ND | ug/L | 0.50 | 0.34 | 1 | | 01/07/22 19:11 | 95-47-6 | |
| ***Surrogates*** | | | | | | | | | |
| 1,2-Dichloroethane-d4 (S) | 97 | % | 70-130 | | 1 | | 01/07/22 19:11 | 17060-07-0 | |
| 4-Bromofluorobenzene (S) | 96 | % | 70-130 | | 1 | | 01/07/22 19:11 | 460-00-4 | |
| Toluene-d8 (S) | 99 | % | 70-130 | | 1 | | 01/07/22 19:11 | 2037-26-5 | |

## REPORT OF LABORATORY ANALYSIS

This report shall not be reproduced, except in full,
without the written consent of Pace Analytical Services, LLC.

**Pace Analytical Services, LLC**
9800 Kincey Ave. Suite 100
Huntersville, NC 28078
(704)875-9092

## ANALYTICAL RESULTS

Project: CPC HUNTERSVILLE
Pace Project No.: 92583376

**Sample: MW-92** **Lab ID: 92583376012** Collected: 01/06/22 10:20 Received: 01/06/22 17:45 Matrix: Water

| Parameters | Results | Units | Report Limit | MDL | DF | Prepared | Analyzed | CAS No. | Qual |
|---|---|---|---|---|---|---|---|---|---|
| **VPH NC Water** | Analytical Method: MADEP VPH<br>Pace Analytical Services - Charlotte | | | | | | | | |
| Total VPH (C5-C12) | ND | ug/L | 50.0 | 50.0 | 1 | | 01/08/22 08:00 | | N2 |
| Aliphatic (C05-C08) | ND | ug/L | 50.0 | 50.0 | 1 | | 01/08/22 08:00 | | N2 |
| Aliphatic(C09-C12) Adjusted | ND | ug/L | 50.0 | 50.0 | 1 | | 01/08/22 08:00 | | N2 |
| Aromatic (C09-C10) | ND | ug/L | 50.0 | 50.0 | 1 | | 01/08/22 08:00 | | N2 |
| ***Surrogates*** | | | | | | | | | |
| 4-Bromofluorobenzene (FID) (S) | 99 | % | 70-130 | | 1 | | 01/08/22 08:00 | 460-00-4 | |
| 4-Bromofluorobenzene (PID) (S) | 84 | % | 70-130 | | 1 | | 01/08/22 08:00 | 460-00-4 | |
| **6020 MET ICPMS** | Analytical Method: EPA 6020B Preparation Method: EPA 3010A<br>Pace Analytical Services - Asheville | | | | | | | | |
| Lead | **0.14J** | ug/L | 5.0 | 0.077 | 1 | 01/08/22 15:27 | 01/10/22 00:55 | 7439-92-1 | |
| **6200B MSV** | Analytical Method: SM 6200B<br>Pace Analytical Services - Charlotte | | | | | | | | |
| Benzene | ND | ug/L | 0.50 | 0.34 | 1 | | 01/07/22 16:08 | 71-43-2 | |
| Bromobenzene | ND | ug/L | 0.50 | 0.29 | 1 | | 01/07/22 16:08 | 108-86-1 | |
| Bromochloromethane | ND | ug/L | 0.50 | 0.47 | 1 | | 01/07/22 16:08 | 74-97-5 | |
| Bromodichloromethane | ND | ug/L | 0.50 | 0.31 | 1 | | 01/07/22 16:08 | 75-27-4 | |
| Bromoform | ND | ug/L | 0.50 | 0.34 | 1 | | 01/07/22 16:08 | 75-25-2 | |
| Bromomethane | ND | ug/L | 5.0 | 1.7 | 1 | | 01/07/22 16:08 | 74-83-9 | |
| n-Butylbenzene | ND | ug/L | 0.50 | 0.49 | 1 | | 01/07/22 16:08 | 104-51-8 | |
| sec-Butylbenzene | ND | ug/L | 0.50 | 0.40 | 1 | | 01/07/22 16:08 | 135-98-8 | |
| tert-Butylbenzene | ND | ug/L | 0.50 | 0.32 | 1 | | 01/07/22 16:08 | 98-06-6 | |
| Carbon tetrachloride | ND | ug/L | 0.50 | 0.33 | 1 | | 01/07/22 16:08 | 56-23-5 | |
| Chlorobenzene | ND | ug/L | 0.50 | 0.28 | 1 | | 01/07/22 16:08 | 108-90-7 | |
| Chloroethane | ND | ug/L | 1.0 | 0.65 | 1 | | 01/07/22 16:08 | 75-00-3 | |
| Chloroform | ND | ug/L | 0.50 | 0.35 | 1 | | 01/07/22 16:08 | 67-66-3 | |
| Chloromethane | ND | ug/L | 1.0 | 0.54 | 1 | | 01/07/22 16:08 | 74-87-3 | |
| 2-Chlorotoluene | ND | ug/L | 0.50 | 0.32 | 1 | | 01/07/22 16:08 | 95-49-8 | |
| 4-Chlorotoluene | ND | ug/L | 0.50 | 0.32 | 1 | | 01/07/22 16:08 | 106-43-4 | |
| 1,2-Dibromo-3-chloropropane | ND | ug/L | 1.0 | 0.34 | 1 | | 01/07/22 16:08 | 96-12-8 | |
| Dibromochloromethane | ND | ug/L | 0.50 | 0.36 | 1 | | 01/07/22 16:08 | 124-48-1 | |
| 1,2-Dibromoethane (EDB) | ND | ug/L | 0.50 | 0.27 | 1 | | 01/07/22 16:08 | 106-93-4 | |
| Dibromomethane | ND | ug/L | 0.50 | 0.39 | 1 | | 01/07/22 16:08 | 74-95-3 | |
| 1,2-Dichlorobenzene | ND | ug/L | 0.50 | 0.34 | 1 | | 01/07/22 16:08 | 95-50-1 | |
| 1,3-Dichlorobenzene | ND | ug/L | 0.50 | 0.34 | 1 | | 01/07/22 16:08 | 541-73-1 | |
| 1,4-Dichlorobenzene | ND | ug/L | 0.50 | 0.33 | 1 | | 01/07/22 16:08 | 106-46-7 | |
| Dichlorodifluoromethane | ND | ug/L | 0.50 | 0.35 | 1 | | 01/07/22 16:08 | 75-71-8 | M1 |
| 1,1-Dichloroethane | ND | ug/L | 0.50 | 0.37 | 1 | | 01/07/22 16:08 | 75-34-3 | |
| 1,2-Dichloroethane | ND | ug/L | 0.50 | 0.32 | 1 | | 01/07/22 16:08 | 107-06-2 | |
| 1,1-Dichloroethene | ND | ug/L | 0.50 | 0.35 | 1 | | 01/07/22 16:08 | 75-35-4 | |
| cis-1,2-Dichloroethene | ND | ug/L | 0.50 | 0.38 | 1 | | 01/07/22 16:08 | 156-59-2 | |
| trans-1,2-Dichloroethene | ND | ug/L | 0.50 | 0.40 | 1 | | 01/07/22 16:08 | 156-60-5 | |
| 1,2-Dichloropropane | ND | ug/L | 0.50 | 0.36 | 1 | | 01/07/22 16:08 | 78-87-5 | |
| 1,3-Dichloropropane | ND | ug/L | 0.50 | 0.28 | 1 | | 01/07/22 16:08 | 142-28-9 | |

## REPORT OF LABORATORY ANALYSIS

This report shall not be reproduced, except in full,
without the written consent of Pace Analytical Services, LLC.

**Pace Analytical Services, LLC**
9800 Kincey Ave. Suite 100
Huntersville, NC 28078
(704)875-9092

## ANALYTICAL RESULTS

Project: CPC HUNTERSVILLE
Pace Project No.: 92583376

**Sample: MW-92** **Lab ID: 92583376012** Collected: 01/06/22 10:20 Received: 01/06/22 17:45 Matrix: Water

| Parameters | Results | Units | Report Limit | MDL | DF | Prepared | Analyzed | CAS No. | Qual |
|---|---|---|---|---|---|---|---|---|---|
| **6200B MSV** | Analytical Method: SM 6200B<br>Pace Analytical Services - Charlotte | | | | | | | | |
| 2,2-Dichloropropane | ND | ug/L | 0.50 | 0.39 | 1 | | 01/07/22 16:08 | 594-20-7 | |
| 1,1-Dichloropropene | ND | ug/L | 0.50 | 0.43 | 1 | | 01/07/22 16:08 | 563-58-6 | |
| cis-1,3-Dichloropropene | ND | ug/L | 0.50 | 0.36 | 1 | | 01/07/22 16:08 | 10061-01-5 | |
| trans-1,3-Dichloropropene | ND | ug/L | 0.50 | 0.36 | 1 | | 01/07/22 16:08 | 10061-02-6 | |
| Diisopropyl ether | ND | ug/L | 0.50 | 0.31 | 1 | | 01/07/22 16:08 | 108-20-3 | |
| Ethylbenzene | ND | ug/L | 0.50 | 0.30 | 1 | | 01/07/22 16:08 | 100-41-4 | |
| Hexachloro-1,3-butadiene | ND | ug/L | 2.0 | 1.5 | 1 | | 01/07/22 16:08 | 87-68-3 | |
| Isopropylbenzene (Cumene) | ND | ug/L | 0.50 | 0.33 | 1 | | 01/07/22 16:08 | 98-82-8 | |
| Methylene Chloride | ND | ug/L | 2.0 | 2.0 | 1 | | 01/07/22 16:08 | 75-09-2 | |
| Methyl-tert-butyl ether | ND | ug/L | 0.50 | 0.42 | 1 | | 01/07/22 16:08 | 1634-04-4 | |
| Naphthalene | ND | ug/L | 2.0 | 0.64 | 1 | | 01/07/22 16:08 | 91-20-3 | |
| n-Propylbenzene | ND | ug/L | 0.50 | 0.34 | 1 | | 01/07/22 16:08 | 103-65-1 | |
| Styrene | ND | ug/L | 0.50 | 0.29 | 1 | | 01/07/22 16:08 | 100-42-5 | |
| 1,1,1,2-Tetrachloroethane | ND | ug/L | 0.50 | 0.31 | 1 | | 01/07/22 16:08 | 630-20-6 | |
| 1,1,2,2-Tetrachloroethane | ND | ug/L | 0.50 | 0.22 | 1 | | 01/07/22 16:08 | 79-34-5 | |
| Tetrachloroethene | ND | ug/L | 0.50 | 0.29 | 1 | | 01/07/22 16:08 | 127-18-4 | |
| Toluene | ND | ug/L | 0.50 | 0.48 | 1 | | 01/07/22 16:08 | 108-88-3 | |
| 1,2,3-Trichlorobenzene | ND | ug/L | 2.0 | 0.81 | 1 | | 01/07/22 16:08 | 87-61-6 | |
| 1,2,4-Trichlorobenzene | ND | ug/L | 2.0 | 0.64 | 1 | | 01/07/22 16:08 | 120-82-1 | |
| 1,1,1-Trichloroethane | ND | ug/L | 0.50 | 0.33 | 1 | | 01/07/22 16:08 | 71-55-6 | |
| 1,1,2-Trichloroethane | ND | ug/L | 0.50 | 0.32 | 1 | | 01/07/22 16:08 | 79-00-5 | |
| Trichloroethene | ND | ug/L | 0.50 | 0.38 | 1 | | 01/07/22 16:08 | 79-01-6 | |
| Trichlorofluoromethane | ND | ug/L | 1.0 | 0.30 | 1 | | 01/07/22 16:08 | 75-69-4 | |
| 1,2,3-Trichloropropane | ND | ug/L | 0.50 | 0.26 | 1 | | 01/07/22 16:08 | 96-18-4 | |
| 1,2,4-Trimethylbenzene | ND | ug/L | 0.50 | 0.50 | 1 | | 01/07/22 16:08 | 95-63-6 | |
| 1,3,5-Trimethylbenzene | ND | ug/L | 0.50 | 0.33 | 1 | | 01/07/22 16:08 | 108-67-8 | |
| Vinyl chloride | ND | ug/L | 1.0 | 0.39 | 1 | | 01/07/22 16:08 | 75-01-4 | |
| m&p-Xylene | ND | ug/L | 1.0 | 0.71 | 1 | | 01/07/22 16:08 | 179601-23-1 | |
| o-Xylene | ND | ug/L | 0.50 | 0.34 | 1 | | 01/07/22 16:08 | 95-47-6 | |
| ***Surrogates*** | | | | | | | | | |
| 1,2-Dichloroethane-d4 (S) | 96 | % | 70-130 | | 1 | | 01/07/22 16:08 | 17060-07-0 | |
| 4-Bromofluorobenzene (S) | 94 | % | 70-130 | | 1 | | 01/07/22 16:08 | 460-00-4 | |
| Toluene-d8 (S) | 99 | % | 70-130 | | 1 | | 01/07/22 16:08 | 2037-26-5 | |

## REPORT OF LABORATORY ANALYSIS

This report shall not be reproduced, except in full,
without the written consent of Pace Analytical Services, LLC.

**Pace Analytical Services, LLC**
9800 Kincey Ave. Suite 100
Huntersville, NC 28078
(704)875-9092

## ANALYTICAL RESULTS

Project: CPC HUNTERSVILLE
Pace Project No.: 92583376

**Sample: MW-09** **Lab ID: 92583376013** Collected: 01/06/22 10:10 Received: 01/06/22 17:45 Matrix: Water

| Parameters | Results | Units | Report Limit | MDL | DF | Prepared | Analyzed | CAS No. | Qual |
|---|---|---|---|---|---|---|---|---|---|
| **VPH NC Water** | Analytical Method: MADEP VPH<br>Pace Analytical Services - Charlotte | | | | | | | | |
| Total VPH (C5-C12) | ND | ug/L | 50.0 | 50.0 | 1 | | 01/08/22 08:28 | | N2 |
| Aliphatic (C05-C08) | ND | ug/L | 50.0 | 50.0 | 1 | | 01/08/22 08:28 | | N2 |
| Aliphatic(C09-C12) Adjusted | ND | ug/L | 50.0 | 50.0 | 1 | | 01/08/22 08:28 | | N2 |
| Aromatic (C09-C10) | ND | ug/L | 50.0 | 50.0 | 1 | | 01/08/22 08:28 | | N2 |
| ***Surrogates*** | | | | | | | | | |
| 4-Bromofluorobenzene (FID) (S) | 97 | % | 70-130 | | 1 | | 01/08/22 08:28 | 460-00-4 | |
| 4-Bromofluorobenzene (PID) (S) | 84 | % | 70-130 | | 1 | | 01/08/22 08:28 | 460-00-4 | |
| **6020 MET ICPMS** | Analytical Method: EPA 6020B Preparation Method: EPA 3010A<br>Pace Analytical Services - Asheville | | | | | | | | |
| Lead | **0.090J** | ug/L | 5.0 | 0.077 | 1 | 01/08/22 15:27 | 01/10/22 01:06 | 7439-92-1 | |
| **6200B MSV** | Analytical Method: SM 6200B<br>Pace Analytical Services - Charlotte | | | | | | | | |
| Benzene | ND | ug/L | 0.50 | 0.34 | 1 | | 01/07/22 16:26 | 71-43-2 | |
| Bromobenzene | ND | ug/L | 0.50 | 0.29 | 1 | | 01/07/22 16:26 | 108-86-1 | |
| Bromochloromethane | ND | ug/L | 0.50 | 0.47 | 1 | | 01/07/22 16:26 | 74-97-5 | |
| Bromodichloromethane | ND | ug/L | 0.50 | 0.31 | 1 | | 01/07/22 16:26 | 75-27-4 | |
| Bromoform | ND | ug/L | 0.50 | 0.34 | 1 | | 01/07/22 16:26 | 75-25-2 | |
| Bromomethane | ND | ug/L | 5.0 | 1.7 | 1 | | 01/07/22 16:26 | 74-83-9 | |
| n-Butylbenzene | ND | ug/L | 0.50 | 0.49 | 1 | | 01/07/22 16:26 | 104-51-8 | |
| sec-Butylbenzene | ND | ug/L | 0.50 | 0.40 | 1 | | 01/07/22 16:26 | 135-98-8 | |
| tert-Butylbenzene | ND | ug/L | 0.50 | 0.32 | 1 | | 01/07/22 16:26 | 98-06-6 | |
| Carbon tetrachloride | ND | ug/L | 0.50 | 0.33 | 1 | | 01/07/22 16:26 | 56-23-5 | |
| Chlorobenzene | ND | ug/L | 0.50 | 0.28 | 1 | | 01/07/22 16:26 | 108-90-7 | |
| Chloroethane | ND | ug/L | 1.0 | 0.65 | 1 | | 01/07/22 16:26 | 75-00-3 | |
| Chloroform | ND | ug/L | 0.50 | 0.35 | 1 | | 01/07/22 16:26 | 67-66-3 | |
| Chloromethane | ND | ug/L | 1.0 | 0.54 | 1 | | 01/07/22 16:26 | 74-87-3 | |
| 2-Chlorotoluene | ND | ug/L | 0.50 | 0.32 | 1 | | 01/07/22 16:26 | 95-49-8 | |
| 4-Chlorotoluene | ND | ug/L | 0.50 | 0.32 | 1 | | 01/07/22 16:26 | 106-43-4 | |
| 1,2-Dibromo-3-chloropropane | ND | ug/L | 1.0 | 0.34 | 1 | | 01/07/22 16:26 | 96-12-8 | |
| Dibromochloromethane | ND | ug/L | 0.50 | 0.36 | 1 | | 01/07/22 16:26 | 124-48-1 | |
| 1,2-Dibromoethane (EDB) | ND | ug/L | 0.50 | 0.27 | 1 | | 01/07/22 16:26 | 106-93-4 | |
| Dibromomethane | ND | ug/L | 0.50 | 0.39 | 1 | | 01/07/22 16:26 | 74-95-3 | |
| 1,2-Dichlorobenzene | ND | ug/L | 0.50 | 0.34 | 1 | | 01/07/22 16:26 | 95-50-1 | |
| 1,3-Dichlorobenzene | ND | ug/L | 0.50 | 0.34 | 1 | | 01/07/22 16:26 | 541-73-1 | |
| 1,4-Dichlorobenzene | ND | ug/L | 0.50 | 0.33 | 1 | | 01/07/22 16:26 | 106-46-7 | |
| Dichlorodifluoromethane | ND | ug/L | 0.50 | 0.35 | 1 | | 01/07/22 16:26 | 75-71-8 | |
| 1,1-Dichloroethane | ND | ug/L | 0.50 | 0.37 | 1 | | 01/07/22 16:26 | 75-34-3 | |
| 1,2-Dichloroethane | ND | ug/L | 0.50 | 0.32 | 1 | | 01/07/22 16:26 | 107-06-2 | |
| 1,1-Dichloroethene | ND | ug/L | 0.50 | 0.35 | 1 | | 01/07/22 16:26 | 75-35-4 | |
| cis-1,2-Dichloroethene | ND | ug/L | 0.50 | 0.38 | 1 | | 01/07/22 16:26 | 156-59-2 | |
| trans-1,2-Dichloroethene | ND | ug/L | 0.50 | 0.40 | 1 | | 01/07/22 16:26 | 156-60-5 | |
| 1,2-Dichloropropane | ND | ug/L | 0.50 | 0.36 | 1 | | 01/07/22 16:26 | 78-87-5 | |
| 1,3-Dichloropropane | ND | ug/L | 0.50 | 0.28 | 1 | | 01/07/22 16:26 | 142-28-9 | |

## REPORT OF LABORATORY ANALYSIS

This report shall not be reproduced, except in full,
without the written consent of Pace Analytical Services, LLC.

**Pace Analytical Services, LLC**
9800 Kincey Ave. Suite 100
Huntersville, NC 28078
(704)875-9092

## ANALYTICAL RESULTS

Project: CPC HUNTERSVILLE
Pace Project No.: 92583376

**Sample: MW-09** **Lab ID: 92583376013** Collected: 01/06/22 10:10 Received: 01/06/22 17:45 Matrix: Water

| Parameters | Results | Units | Report Limit | MDL | DF | Prepared | Analyzed | CAS No. | Qual |
|---|---|---|---|---|---|---|---|---|---|
| **6200B MSV** | Analytical Method: SM 6200B<br>Pace Analytical Services - Charlotte | | | | | | | | |
| 2,2-Dichloropropane | ND | ug/L | 0.50 | 0.39 | 1 | | 01/07/22 16:26 | 594-20-7 | |
| 1,1-Dichloropropene | ND | ug/L | 0.50 | 0.43 | 1 | | 01/07/22 16:26 | 563-58-6 | |
| cis-1,3-Dichloropropene | ND | ug/L | 0.50 | 0.36 | 1 | | 01/07/22 16:26 | 10061-01-5 | |
| trans-1,3-Dichloropropene | ND | ug/L | 0.50 | 0.36 | 1 | | 01/07/22 16:26 | 10061-02-6 | |
| Diisopropyl ether | ND | ug/L | 0.50 | 0.31 | 1 | | 01/07/22 16:26 | 108-20-3 | |
| Ethylbenzene | ND | ug/L | 0.50 | 0.30 | 1 | | 01/07/22 16:26 | 100-41-4 | |
| Hexachloro-1,3-butadiene | ND | ug/L | 2.0 | 1.5 | 1 | | 01/07/22 16:26 | 87-68-3 | |
| Isopropylbenzene (Cumene) | ND | ug/L | 0.50 | 0.33 | 1 | | 01/07/22 16:26 | 98-82-8 | |
| Methylene Chloride | ND | ug/L | 2.0 | 2.0 | 1 | | 01/07/22 16:26 | 75-09-2 | |
| Methyl-tert-butyl ether | ND | ug/L | 0.50 | 0.42 | 1 | | 01/07/22 16:26 | 1634-04-4 | |
| Naphthalene | ND | ug/L | 2.0 | 0.64 | 1 | | 01/07/22 16:26 | 91-20-3 | |
| n-Propylbenzene | ND | ug/L | 0.50 | 0.34 | 1 | | 01/07/22 16:26 | 103-65-1 | |
| Styrene | ND | ug/L | 0.50 | 0.29 | 1 | | 01/07/22 16:26 | 100-42-5 | |
| 1,1,1,2-Tetrachloroethane | ND | ug/L | 0.50 | 0.31 | 1 | | 01/07/22 16:26 | 630-20-6 | |
| 1,1,2,2-Tetrachloroethane | ND | ug/L | 0.50 | 0.22 | 1 | | 01/07/22 16:26 | 79-34-5 | |
| Tetrachloroethene | ND | ug/L | 0.50 | 0.29 | 1 | | 01/07/22 16:26 | 127-18-4 | |
| Toluene | ND | ug/L | 0.50 | 0.48 | 1 | | 01/07/22 16:26 | 108-88-3 | |
| 1,2,3-Trichlorobenzene | ND | ug/L | 2.0 | 0.81 | 1 | | 01/07/22 16:26 | 87-61-6 | |
| 1,2,4-Trichlorobenzene | ND | ug/L | 2.0 | 0.64 | 1 | | 01/07/22 16:26 | 120-82-1 | |
| 1,1,1-Trichloroethane | ND | ug/L | 0.50 | 0.33 | 1 | | 01/07/22 16:26 | 71-55-6 | |
| 1,1,2-Trichloroethane | ND | ug/L | 0.50 | 0.32 | 1 | | 01/07/22 16:26 | 79-00-5 | |
| Trichloroethene | ND | ug/L | 0.50 | 0.38 | 1 | | 01/07/22 16:26 | 79-01-6 | |
| Trichlorofluoromethane | ND | ug/L | 1.0 | 0.30 | 1 | | 01/07/22 16:26 | 75-69-4 | |
| 1,2,3-Trichloropropane | ND | ug/L | 0.50 | 0.26 | 1 | | 01/07/22 16:26 | 96-18-4 | |
| 1,2,4-Trimethylbenzene | ND | ug/L | 0.50 | 0.50 | 1 | | 01/07/22 16:26 | 95-63-6 | |
| 1,3,5-Trimethylbenzene | ND | ug/L | 0.50 | 0.33 | 1 | | 01/07/22 16:26 | 108-67-8 | |
| Vinyl chloride | ND | ug/L | 1.0 | 0.39 | 1 | | 01/07/22 16:26 | 75-01-4 | |
| m&p-Xylene | ND | ug/L | 1.0 | 0.71 | 1 | | 01/07/22 16:26 | 179601-23-1 | |
| o-Xylene | ND | ug/L | 0.50 | 0.34 | 1 | | 01/07/22 16:26 | 95-47-6 | |
| ***Surrogates*** | | | | | | | | | |
| 1,2-Dichloroethane-d4 (S) | 95 | % | 70-130 | | 1 | | 01/07/22 16:26 | 17060-07-0 | |
| 4-Bromofluorobenzene (S) | 97 | % | 70-130 | | 1 | | 01/07/22 16:26 | 460-00-4 | |
| Toluene-d8 (S) | 98 | % | 70-130 | | 1 | | 01/07/22 16:26 | 2037-26-5 | |

## REPORT OF LABORATORY ANALYSIS

This report shall not be reproduced, except in full,
without the written consent of Pace Analytical Services, LLC.

Pace Analytical Services, LLC
9800 Kincey Ave. Suite 100
Huntersville, NC 28078
(704)875-9092

## ANALYTICAL RESULTS

Project: CPC HUNTERSVILLE
Pace Project No.: 92583376

**Sample: MW-71** **Lab ID: 92583376014** Collected: 01/06/22 11:50 Received: 01/06/22 17:45 Matrix: Water

| Parameters | Results | Units | Report Limit | MDL | DF | Prepared | Analyzed | CAS No. | Qual |
|---|---|---|---|---|---|---|---|---|---|
| **VPH NC Water** | Analytical Method: MADEP VPH<br>Pace Analytical Services - Charlotte | | | | | | | | |
| Total VPH (C5-C12) | ND | ug/L | 50.0 | 50.0 | 1 | | 01/08/22 08:57 | | N2 |
| Aliphatic (C05-C08) | ND | ug/L | 50.0 | 50.0 | 1 | | 01/08/22 08:57 | | N2 |
| Aliphatic(C09-C12) Adjusted | ND | ug/L | 50.0 | 50.0 | 1 | | 01/08/22 08:57 | | N2 |
| Aromatic (C09-C10) | ND | ug/L | 50.0 | 50.0 | 1 | | 01/08/22 08:57 | | N2 |
| ***Surrogates*** | | | | | | | | | |
| 4-Bromofluorobenzene (FID) (S) | 93 | % | 70-130 | | 1 | | 01/08/22 08:57 | 460-00-4 | |
| 4-Bromofluorobenzene (PID) (S) | 78 | % | 70-130 | | 1 | | 01/08/22 08:57 | 460-00-4 | |
| **6020 MET ICPMS** | Analytical Method: EPA 6020B Preparation Method: EPA 3010A<br>Pace Analytical Services - Asheville | | | | | | | | |
| Lead | **3.8J** | ug/L | 5.0 | 0.077 | 1 | 01/08/22 15:27 | 01/10/22 01:09 | 7439-92-1 | |
| **6200B MSV** | Analytical Method: SM 6200B<br>Pace Analytical Services - Charlotte | | | | | | | | |
| Benzene | ND | ug/L | 0.50 | 0.34 | 1 | | 01/07/22 19:29 | 71-43-2 | |
| Bromobenzene | ND | ug/L | 0.50 | 0.29 | 1 | | 01/07/22 19:29 | 108-86-1 | |
| Bromochloromethane | ND | ug/L | 0.50 | 0.47 | 1 | | 01/07/22 19:29 | 74-97-5 | |
| Bromodichloromethane | **0.66** | ug/L | 0.50 | 0.31 | 1 | | 01/07/22 19:29 | 75-27-4 | |
| Bromoform | ND | ug/L | 0.50 | 0.34 | 1 | | 01/07/22 19:29 | 75-25-2 | |
| Bromomethane | ND | ug/L | 5.0 | 1.7 | 1 | | 01/07/22 19:29 | 74-83-9 | |
| n-Butylbenzene | ND | ug/L | 0.50 | 0.49 | 1 | | 01/07/22 19:29 | 104-51-8 | |
| sec-Butylbenzene | ND | ug/L | 0.50 | 0.40 | 1 | | 01/07/22 19:29 | 135-98-8 | |
| tert-Butylbenzene | ND | ug/L | 0.50 | 0.32 | 1 | | 01/07/22 19:29 | 98-06-6 | |
| Carbon tetrachloride | ND | ug/L | 0.50 | 0.33 | 1 | | 01/07/22 19:29 | 56-23-5 | |
| Chlorobenzene | ND | ug/L | 0.50 | 0.28 | 1 | | 01/07/22 19:29 | 108-90-7 | |
| Chloroethane | ND | ug/L | 1.0 | 0.65 | 1 | | 01/07/22 19:29 | 75-00-3 | |
| Chloroform | **4.2** | ug/L | 0.50 | 0.35 | 1 | | 01/07/22 19:29 | 67-66-3 | |
| Chloromethane | ND | ug/L | 1.0 | 0.54 | 1 | | 01/07/22 19:29 | 74-87-3 | |
| 2-Chlorotoluene | ND | ug/L | 0.50 | 0.32 | 1 | | 01/07/22 19:29 | 95-49-8 | |
| 4-Chlorotoluene | ND | ug/L | 0.50 | 0.32 | 1 | | 01/07/22 19:29 | 106-43-4 | |
| 1,2-Dibromo-3-chloropropane | ND | ug/L | 1.0 | 0.34 | 1 | | 01/07/22 19:29 | 96-12-8 | |
| Dibromochloromethane | ND | ug/L | 0.50 | 0.36 | 1 | | 01/07/22 19:29 | 124-48-1 | |
| 1,2-Dibromoethane (EDB) | ND | ug/L | 0.50 | 0.27 | 1 | | 01/07/22 19:29 | 106-93-4 | |
| Dibromomethane | ND | ug/L | 0.50 | 0.39 | 1 | | 01/07/22 19:29 | 74-95-3 | |
| 1,2-Dichlorobenzene | ND | ug/L | 0.50 | 0.34 | 1 | | 01/07/22 19:29 | 95-50-1 | |
| 1,3-Dichlorobenzene | ND | ug/L | 0.50 | 0.34 | 1 | | 01/07/22 19:29 | 541-73-1 | |
| 1,4-Dichlorobenzene | ND | ug/L | 0.50 | 0.33 | 1 | | 01/07/22 19:29 | 106-46-7 | |
| Dichlorodifluoromethane | ND | ug/L | 0.50 | 0.35 | 1 | | 01/07/22 19:29 | 75-71-8 | |
| 1,1-Dichloroethane | ND | ug/L | 0.50 | 0.37 | 1 | | 01/07/22 19:29 | 75-34-3 | |
| 1,2-Dichloroethane | ND | ug/L | 0.50 | 0.32 | 1 | | 01/07/22 19:29 | 107-06-2 | |
| 1,1-Dichloroethene | ND | ug/L | 0.50 | 0.35 | 1 | | 01/07/22 19:29 | 75-35-4 | |
| cis-1,2-Dichloroethene | ND | ug/L | 0.50 | 0.38 | 1 | | 01/07/22 19:29 | 156-59-2 | |
| trans-1,2-Dichloroethene | ND | ug/L | 0.50 | 0.40 | 1 | | 01/07/22 19:29 | 156-60-5 | |
| 1,2-Dichloropropane | ND | ug/L | 0.50 | 0.36 | 1 | | 01/07/22 19:29 | 78-87-5 | |
| 1,3-Dichloropropane | ND | ug/L | 0.50 | 0.28 | 1 | | 01/07/22 19:29 | 142-28-9 | |

## REPORT OF LABORATORY ANALYSIS

This report shall not be reproduced, except in full,
without the written consent of Pace Analytical Services, LLC.

**Pace Analytical Services, LLC**
9800 Kincey Ave. Suite 100
Huntersville, NC 28078
(704)875-9092

## ANALYTICAL RESULTS

Project: CPC HUNTERSVILLE
Pace Project No.: 92583376

**Sample: MW-71** **Lab ID: 92583376014** Collected: 01/06/22 11:50 Received: 01/06/22 17:45 Matrix: Water

| Parameters | Results | Units | Report Limit | MDL | DF | Prepared | Analyzed | CAS No. | Qual |
|---|---|---|---|---|---|---|---|---|---|
| **6200B MSV** | Analytical Method: SM 6200B<br>Pace Analytical Services - Charlotte | | | | | | | | |
| 2,2-Dichloropropane | ND | ug/L | 0.50 | 0.39 | 1 | | 01/07/22 19:29 | 594-20-7 | |
| 1,1-Dichloropropene | ND | ug/L | 0.50 | 0.43 | 1 | | 01/07/22 19:29 | 563-58-6 | |
| cis-1,3-Dichloropropene | ND | ug/L | 0.50 | 0.36 | 1 | | 01/07/22 19:29 | 10061-01-5 | |
| trans-1,3-Dichloropropene | ND | ug/L | 0.50 | 0.36 | 1 | | 01/07/22 19:29 | 10061-02-6 | |
| Diisopropyl ether | **2.6** | ug/L | 0.50 | 0.31 | 1 | | 01/07/22 19:29 | 108-20-3 | |
| Ethylbenzene | ND | ug/L | 0.50 | 0.30 | 1 | | 01/07/22 19:29 | 100-41-4 | |
| Hexachloro-1,3-butadiene | ND | ug/L | 2.0 | 1.5 | 1 | | 01/07/22 19:29 | 87-68-3 | |
| Isopropylbenzene (Cumene) | ND | ug/L | 0.50 | 0.33 | 1 | | 01/07/22 19:29 | 98-82-8 | |
| Methylene Chloride | ND | ug/L | 2.0 | 2.0 | 1 | | 01/07/22 19:29 | 75-09-2 | |
| Methyl-tert-butyl ether | ND | ug/L | 0.50 | 0.42 | 1 | | 01/07/22 19:29 | 1634-04-4 | |
| Naphthalene | ND | ug/L | 2.0 | 0.64 | 1 | | 01/07/22 19:29 | 91-20-3 | |
| n-Propylbenzene | ND | ug/L | 0.50 | 0.34 | 1 | | 01/07/22 19:29 | 103-65-1 | |
| Styrene | ND | ug/L | 0.50 | 0.29 | 1 | | 01/07/22 19:29 | 100-42-5 | |
| 1,1,1,2-Tetrachloroethane | ND | ug/L | 0.50 | 0.31 | 1 | | 01/07/22 19:29 | 630-20-6 | |
| 1,1,2,2-Tetrachloroethane | ND | ug/L | 0.50 | 0.22 | 1 | | 01/07/22 19:29 | 79-34-5 | |
| Tetrachloroethene | ND | ug/L | 0.50 | 0.29 | 1 | | 01/07/22 19:29 | 127-18-4 | |
| Toluene | ND | ug/L | 0.50 | 0.48 | 1 | | 01/07/22 19:29 | 108-88-3 | |
| 1,2,3-Trichlorobenzene | ND | ug/L | 2.0 | 0.81 | 1 | | 01/07/22 19:29 | 87-61-6 | |
| 1,2,4-Trichlorobenzene | ND | ug/L | 2.0 | 0.64 | 1 | | 01/07/22 19:29 | 120-82-1 | |
| 1,1,1-Trichloroethane | ND | ug/L | 0.50 | 0.33 | 1 | | 01/07/22 19:29 | 71-55-6 | |
| 1,1,2-Trichloroethane | ND | ug/L | 0.50 | 0.32 | 1 | | 01/07/22 19:29 | 79-00-5 | |
| Trichloroethene | ND | ug/L | 0.50 | 0.38 | 1 | | 01/07/22 19:29 | 79-01-6 | |
| Trichlorofluoromethane | ND | ug/L | 1.0 | 0.30 | 1 | | 01/07/22 19:29 | 75-69-4 | |
| 1,2,3-Trichloropropane | ND | ug/L | 0.50 | 0.26 | 1 | | 01/07/22 19:29 | 96-18-4 | |
| 1,2,4-Trimethylbenzene | ND | ug/L | 0.50 | 0.50 | 1 | | 01/07/22 19:29 | 95-63-6 | |
| 1,3,5-Trimethylbenzene | ND | ug/L | 0.50 | 0.33 | 1 | | 01/07/22 19:29 | 108-67-8 | |
| Vinyl chloride | ND | ug/L | 1.0 | 0.39 | 1 | | 01/07/22 19:29 | 75-01-4 | |
| m&p-Xylene | ND | ug/L | 1.0 | 0.71 | 1 | | 01/07/22 19:29 | 179601-23-1 | |
| o-Xylene | ND | ug/L | 0.50 | 0.34 | 1 | | 01/07/22 19:29 | 95-47-6 | |
| ***Surrogates*** | | | | | | | | | |
| 1,2-Dichloroethane-d4 (S) | 98 | % | 70-130 | | 1 | | 01/07/22 19:29 | 17060-07-0 | |
| 4-Bromofluorobenzene (S) | 96 | % | 70-130 | | 1 | | 01/07/22 19:29 | 460-00-4 | |
| Toluene-d8 (S) | 98 | % | 70-130 | | 1 | | 01/07/22 19:29 | 2037-26-5 | |

## REPORT OF LABORATORY ANALYSIS

This report shall not be reproduced, except in full,
without the written consent of Pace Analytical Services, LLC.

Pace Analytical Services, LLC
9800 Kincey Ave. Suite 100
Huntersville, NC 28078
(704)875-9092

## ANALYTICAL RESULTS

Project: CPC HUNTERSVILLE
Pace Project No.: 92583376

**Sample: MW-30** **Lab ID: 92583376015** Collected: 01/06/22 11:55 Received: 01/06/22 17:45 Matrix: Water

| Parameters | Results | Units | Report Limit | MDL | DF | Prepared | Analyzed | CAS No. | Qual |
|---|---|---|---|---|---|---|---|---|---|
| **VPH NC Water** | Analytical Method: MADEP VPH<br>Pace Analytical Services - Charlotte | | | | | | | | |
| Total VPH (C5-C12) | ND | ug/L | 50.0 | 50.0 | 1 | | 01/08/22 09:25 | | N2 |
| Aliphatic (C05-C08) | ND | ug/L | 50.0 | 50.0 | 1 | | 01/08/22 09:25 | | N2 |
| Aliphatic(C09-C12) Adjusted | ND | ug/L | 50.0 | 50.0 | 1 | | 01/08/22 09:25 | | N2 |
| Aromatic (C09-C10) | ND | ug/L | 50.0 | 50.0 | 1 | | 01/08/22 09:25 | | N2 |
| ***Surrogates*** | | | | | | | | | |
| 4-Bromofluorobenzene (FID) (S) | 96 | % | 70-130 | | 1 | | 01/08/22 09:25 | 460-00-4 | |
| 4-Bromofluorobenzene (PID) (S) | 80 | % | 70-130 | | 1 | | 01/08/22 09:25 | 460-00-4 | |
| **6020 MET ICPMS** | Analytical Method: EPA 6020B Preparation Method: EPA 3010A<br>Pace Analytical Services - Asheville | | | | | | | | |
| Lead | ND | ug/L | 5.0 | 0.077 | 1 | 01/08/22 15:27 | 01/10/22 01:13 | 7439-92-1 | |
| **6200B MSV** | Analytical Method: SM 6200B<br>Pace Analytical Services - Charlotte | | | | | | | | |
| Benzene | ND | ug/L | 0.50 | 0.34 | 1 | | 01/07/22 16:44 | 71-43-2 | |
| Bromobenzene | ND | ug/L | 0.50 | 0.29 | 1 | | 01/07/22 16:44 | 108-86-1 | |
| Bromochloromethane | ND | ug/L | 0.50 | 0.47 | 1 | | 01/07/22 16:44 | 74-97-5 | |
| Bromodichloromethane | ND | ug/L | 0.50 | 0.31 | 1 | | 01/07/22 16:44 | 75-27-4 | |
| Bromoform | ND | ug/L | 0.50 | 0.34 | 1 | | 01/07/22 16:44 | 75-25-2 | |
| Bromomethane | ND | ug/L | 5.0 | 1.7 | 1 | | 01/07/22 16:44 | 74-83-9 | |
| n-Butylbenzene | ND | ug/L | 0.50 | 0.49 | 1 | | 01/07/22 16:44 | 104-51-8 | |
| sec-Butylbenzene | ND | ug/L | 0.50 | 0.40 | 1 | | 01/07/22 16:44 | 135-98-8 | |
| tert-Butylbenzene | ND | ug/L | 0.50 | 0.32 | 1 | | 01/07/22 16:44 | 98-06-6 | |
| Carbon tetrachloride | ND | ug/L | 0.50 | 0.33 | 1 | | 01/07/22 16:44 | 56-23-5 | |
| Chlorobenzene | ND | ug/L | 0.50 | 0.28 | 1 | | 01/07/22 16:44 | 108-90-7 | |
| Chloroethane | ND | ug/L | 1.0 | 0.65 | 1 | | 01/07/22 16:44 | 75-00-3 | |
| Chloroform | ND | ug/L | 0.50 | 0.35 | 1 | | 01/07/22 16:44 | 67-66-3 | |
| Chloromethane | ND | ug/L | 1.0 | 0.54 | 1 | | 01/07/22 16:44 | 74-87-3 | |
| 2-Chlorotoluene | ND | ug/L | 0.50 | 0.32 | 1 | | 01/07/22 16:44 | 95-49-8 | |
| 4-Chlorotoluene | ND | ug/L | 0.50 | 0.32 | 1 | | 01/07/22 16:44 | 106-43-4 | |
| 1,2-Dibromo-3-chloropropane | ND | ug/L | 1.0 | 0.34 | 1 | | 01/07/22 16:44 | 96-12-8 | |
| Dibromochloromethane | ND | ug/L | 0.50 | 0.36 | 1 | | 01/07/22 16:44 | 124-48-1 | |
| 1,2-Dibromoethane (EDB) | ND | ug/L | 0.50 | 0.27 | 1 | | 01/07/22 16:44 | 106-93-4 | |
| Dibromomethane | ND | ug/L | 0.50 | 0.39 | 1 | | 01/07/22 16:44 | 74-95-3 | |
| 1,2-Dichlorobenzene | ND | ug/L | 0.50 | 0.34 | 1 | | 01/07/22 16:44 | 95-50-1 | |
| 1,3-Dichlorobenzene | ND | ug/L | 0.50 | 0.34 | 1 | | 01/07/22 16:44 | 541-73-1 | |
| 1,4-Dichlorobenzene | ND | ug/L | 0.50 | 0.33 | 1 | | 01/07/22 16:44 | 106-46-7 | |
| Dichlorodifluoromethane | ND | ug/L | 0.50 | 0.35 | 1 | | 01/07/22 16:44 | 75-71-8 | |
| 1,1-Dichloroethane | ND | ug/L | 0.50 | 0.37 | 1 | | 01/07/22 16:44 | 75-34-3 | |
| 1,2-Dichloroethane | ND | ug/L | 0.50 | 0.32 | 1 | | 01/07/22 16:44 | 107-06-2 | |
| 1,1-Dichloroethene | ND | ug/L | 0.50 | 0.35 | 1 | | 01/07/22 16:44 | 75-35-4 | |
| cis-1,2-Dichloroethene | ND | ug/L | 0.50 | 0.38 | 1 | | 01/07/22 16:44 | 156-59-2 | |
| trans-1,2-Dichloroethene | ND | ug/L | 0.50 | 0.40 | 1 | | 01/07/22 16:44 | 156-60-5 | |
| 1,2-Dichloropropane | ND | ug/L | 0.50 | 0.36 | 1 | | 01/07/22 16:44 | 78-87-5 | |
| 1,3-Dichloropropane | ND | ug/L | 0.50 | 0.28 | 1 | | 01/07/22 16:44 | 142-28-9 | |

## REPORT OF LABORATORY ANALYSIS

This report shall not be reproduced, except in full,
without the written consent of Pace Analytical Services, LLC.

**Pace Analytical Services, LLC**
9800 Kincey Ave. Suite 100
Huntersville, NC 28078
(704)875-9092

## ANALYTICAL RESULTS

Project: CPC HUNTERSVILLE
Pace Project No.: 92583376

**Sample: MW-30** **Lab ID: 92583376015** Collected: 01/06/22 11:55 Received: 01/06/22 17:45 Matrix: Water

| Parameters | Results | Units | Report Limit | MDL | DF | Prepared | Analyzed | CAS No. | Qual |
|---|---|---|---|---|---|---|---|---|---|
| **6200B MSV** | Analytical Method: SM 6200B<br>Pace Analytical Services - Charlotte | | | | | | | | |
| 2,2-Dichloropropane | ND | ug/L | 0.50 | 0.39 | 1 | | 01/07/22 16:44 | 594-20-7 | |
| 1,1-Dichloropropene | ND | ug/L | 0.50 | 0.43 | 1 | | 01/07/22 16:44 | 563-58-6 | |
| cis-1,3-Dichloropropene | ND | ug/L | 0.50 | 0.36 | 1 | | 01/07/22 16:44 | 10061-01-5 | |
| trans-1,3-Dichloropropene | ND | ug/L | 0.50 | 0.36 | 1 | | 01/07/22 16:44 | 10061-02-6 | |
| Diisopropyl ether | ND | ug/L | 0.50 | 0.31 | 1 | | 01/07/22 16:44 | 108-20-3 | |
| Ethylbenzene | ND | ug/L | 0.50 | 0.30 | 1 | | 01/07/22 16:44 | 100-41-4 | |
| Hexachloro-1,3-butadiene | ND | ug/L | 2.0 | 1.5 | 1 | | 01/07/22 16:44 | 87-68-3 | |
| Isopropylbenzene (Cumene) | ND | ug/L | 0.50 | 0.33 | 1 | | 01/07/22 16:44 | 98-82-8 | |
| Methylene Chloride | ND | ug/L | 2.0 | 2.0 | 1 | | 01/07/22 16:44 | 75-09-2 | |
| Methyl-tert-butyl ether | ND | ug/L | 0.50 | 0.42 | 1 | | 01/07/22 16:44 | 1634-04-4 | |
| Naphthalene | ND | ug/L | 2.0 | 0.64 | 1 | | 01/07/22 16:44 | 91-20-3 | |
| n-Propylbenzene | ND | ug/L | 0.50 | 0.34 | 1 | | 01/07/22 16:44 | 103-65-1 | |
| Styrene | ND | ug/L | 0.50 | 0.29 | 1 | | 01/07/22 16:44 | 100-42-5 | |
| 1,1,1,2-Tetrachloroethane | ND | ug/L | 0.50 | 0.31 | 1 | | 01/07/22 16:44 | 630-20-6 | |
| 1,1,2,2-Tetrachloroethane | ND | ug/L | 0.50 | 0.22 | 1 | | 01/07/22 16:44 | 79-34-5 | |
| Tetrachloroethene | ND | ug/L | 0.50 | 0.29 | 1 | | 01/07/22 16:44 | 127-18-4 | |
| Toluene | ND | ug/L | 0.50 | 0.48 | 1 | | 01/07/22 16:44 | 108-88-3 | |
| 1,2,3-Trichlorobenzene | ND | ug/L | 2.0 | 0.81 | 1 | | 01/07/22 16:44 | 87-61-6 | |
| 1,2,4-Trichlorobenzene | ND | ug/L | 2.0 | 0.64 | 1 | | 01/07/22 16:44 | 120-82-1 | |
| 1,1,1-Trichloroethane | ND | ug/L | 0.50 | 0.33 | 1 | | 01/07/22 16:44 | 71-55-6 | |
| 1,1,2-Trichloroethane | ND | ug/L | 0.50 | 0.32 | 1 | | 01/07/22 16:44 | 79-00-5 | |
| Trichloroethene | ND | ug/L | 0.50 | 0.38 | 1 | | 01/07/22 16:44 | 79-01-6 | |
| Trichlorofluoromethane | ND | ug/L | 1.0 | 0.30 | 1 | | 01/07/22 16:44 | 75-69-4 | |
| 1,2,3-Trichloropropane | ND | ug/L | 0.50 | 0.26 | 1 | | 01/07/22 16:44 | 96-18-4 | |
| 1,2,4-Trimethylbenzene | ND | ug/L | 0.50 | 0.50 | 1 | | 01/07/22 16:44 | 95-63-6 | |
| 1,3,5-Trimethylbenzene | ND | ug/L | 0.50 | 0.33 | 1 | | 01/07/22 16:44 | 108-67-8 | |
| Vinyl chloride | ND | ug/L | 1.0 | 0.39 | 1 | | 01/07/22 16:44 | 75-01-4 | |
| m&p-Xylene | ND | ug/L | 1.0 | 0.71 | 1 | | 01/07/22 16:44 | 179601-23-1 | |
| o-Xylene | ND | ug/L | 0.50 | 0.34 | 1 | | 01/07/22 16:44 | 95-47-6 | |
| ***Surrogates*** | | | | | | | | | |
| 1,2-Dichloroethane-d4 (S) | 98 | % | 70-130 | | 1 | | 01/07/22 16:44 | 17060-07-0 | |
| 4-Bromofluorobenzene (S) | 93 | % | 70-130 | | 1 | | 01/07/22 16:44 | 460-00-4 | |
| Toluene-d8 (S) | 97 | % | 70-130 | | 1 | | 01/07/22 16:44 | 2037-26-5 | |

## REPORT OF LABORATORY ANALYSIS

This report shall not be reproduced, except in full,
without the written consent of Pace Analytical Services, LLC.

Pace Analytical Services, LLC
9800 Kincey Ave. Suite 100
Huntersville, NC 28078
(704)875-9092

## ANALYTICAL RESULTS

Project: CPC HUNTERSVILLE
Pace Project No.: 92583376

**Sample: MW-93** **Lab ID: 92583376016** Collected: 01/06/22 12:20 Received: 01/06/22 17:45 Matrix: Water

| Parameters | Results | Units | Report Limit | MDL | DF | Prepared | Analyzed | CAS No. | Qual |
|---|---|---|---|---|---|---|---|---|---|
| **VPH NC Water** | Analytical Method: MADEP VPH<br>Pace Analytical Services - Charlotte | | | | | | | | |
| Total VPH (C5-C12) | ND | ug/L | 50.0 | 50.0 | 1 | | 01/08/22 09:53 | | N2 |
| Aliphatic (C05-C08) | ND | ug/L | 50.0 | 50.0 | 1 | | 01/08/22 09:53 | | N2 |
| Aliphatic(C09-C12) Adjusted | ND | ug/L | 50.0 | 50.0 | 1 | | 01/08/22 09:53 | | N2 |
| Aromatic (C09-C10) | ND | ug/L | 50.0 | 50.0 | 1 | | 01/08/22 09:53 | | N2 |
| ***Surrogates*** | | | | | | | | | |
| 4-Bromofluorobenzene (FID) (S) | 96 | % | 70-130 | | 1 | | 01/08/22 09:53 | 460-00-4 | |
| 4-Bromofluorobenzene (PID) (S) | 79 | % | 70-130 | | 1 | | 01/08/22 09:53 | 460-00-4 | |
| **6020 MET ICPMS** | Analytical Method: EPA 6020B Preparation Method: EPA 3010A<br>Pace Analytical Services - Asheville | | | | | | | | |
| Lead | **1.2J** | ug/L | 5.0 | 0.077 | 1 | 01/08/22 15:27 | 01/10/22 01:16 | 7439-92-1 | |
| **6200B MSV** | Analytical Method: SM 6200B<br>Pace Analytical Services - Charlotte | | | | | | | | |
| Benzene | ND | ug/L | 0.50 | 0.34 | 1 | | 01/07/22 17:03 | 71-43-2 | |
| Bromobenzene | ND | ug/L | 0.50 | 0.29 | 1 | | 01/07/22 17:03 | 108-86-1 | |
| Bromochloromethane | ND | ug/L | 0.50 | 0.47 | 1 | | 01/07/22 17:03 | 74-97-5 | |
| Bromodichloromethane | ND | ug/L | 0.50 | 0.31 | 1 | | 01/07/22 17:03 | 75-27-4 | |
| Bromoform | ND | ug/L | 0.50 | 0.34 | 1 | | 01/07/22 17:03 | 75-25-2 | |
| Bromomethane | ND | ug/L | 5.0 | 1.7 | 1 | | 01/07/22 17:03 | 74-83-9 | |
| n-Butylbenzene | ND | ug/L | 0.50 | 0.49 | 1 | | 01/07/22 17:03 | 104-51-8 | |
| sec-Butylbenzene | ND | ug/L | 0.50 | 0.40 | 1 | | 01/07/22 17:03 | 135-98-8 | |
| tert-Butylbenzene | ND | ug/L | 0.50 | 0.32 | 1 | | 01/07/22 17:03 | 98-06-6 | |
| Carbon tetrachloride | ND | ug/L | 0.50 | 0.33 | 1 | | 01/07/22 17:03 | 56-23-5 | |
| Chlorobenzene | ND | ug/L | 0.50 | 0.28 | 1 | | 01/07/22 17:03 | 108-90-7 | |
| Chloroethane | ND | ug/L | 1.0 | 0.65 | 1 | | 01/07/22 17:03 | 75-00-3 | |
| Chloroform | ND | ug/L | 0.50 | 0.35 | 1 | | 01/07/22 17:03 | 67-66-3 | |
| Chloromethane | ND | ug/L | 1.0 | 0.54 | 1 | | 01/07/22 17:03 | 74-87-3 | |
| 2-Chlorotoluene | ND | ug/L | 0.50 | 0.32 | 1 | | 01/07/22 17:03 | 95-49-8 | |
| 4-Chlorotoluene | ND | ug/L | 0.50 | 0.32 | 1 | | 01/07/22 17:03 | 106-43-4 | |
| 1,2-Dibromo-3-chloropropane | ND | ug/L | 1.0 | 0.34 | 1 | | 01/07/22 17:03 | 96-12-8 | |
| Dibromochloromethane | ND | ug/L | 0.50 | 0.36 | 1 | | 01/07/22 17:03 | 124-48-1 | |
| 1,2-Dibromoethane (EDB) | ND | ug/L | 0.50 | 0.27 | 1 | | 01/07/22 17:03 | 106-93-4 | |
| Dibromomethane | ND | ug/L | 0.50 | 0.39 | 1 | | 01/07/22 17:03 | 74-95-3 | |
| 1,2-Dichlorobenzene | ND | ug/L | 0.50 | 0.34 | 1 | | 01/07/22 17:03 | 95-50-1 | |
| 1,3-Dichlorobenzene | ND | ug/L | 0.50 | 0.34 | 1 | | 01/07/22 17:03 | 541-73-1 | |
| 1,4-Dichlorobenzene | ND | ug/L | 0.50 | 0.33 | 1 | | 01/07/22 17:03 | 106-46-7 | |
| Dichlorodifluoromethane | ND | ug/L | 0.50 | 0.35 | 1 | | 01/07/22 17:03 | 75-71-8 | |
| 1,1-Dichloroethane | ND | ug/L | 0.50 | 0.37 | 1 | | 01/07/22 17:03 | 75-34-3 | |
| 1,2-Dichloroethane | ND | ug/L | 0.50 | 0.32 | 1 | | 01/07/22 17:03 | 107-06-2 | |
| 1,1-Dichloroethene | ND | ug/L | 0.50 | 0.35 | 1 | | 01/07/22 17:03 | 75-35-4 | |
| cis-1,2-Dichloroethene | ND | ug/L | 0.50 | 0.38 | 1 | | 01/07/22 17:03 | 156-59-2 | |
| trans-1,2-Dichloroethene | ND | ug/L | 0.50 | 0.40 | 1 | | 01/07/22 17:03 | 156-60-5 | |
| 1,2-Dichloropropane | ND | ug/L | 0.50 | 0.36 | 1 | | 01/07/22 17:03 | 78-87-5 | |
| 1,3-Dichloropropane | ND | ug/L | 0.50 | 0.28 | 1 | | 01/07/22 17:03 | 142-28-9 | |

## REPORT OF LABORATORY ANALYSIS

This report shall not be reproduced, except in full,
without the written consent of Pace Analytical Services, LLC.

**Pace Analytical Services, LLC**
9800 Kincey Ave. Suite 100
Huntersville, NC 28078
(704)875-9092

## ANALYTICAL RESULTS

Project: CPC HUNTERSVILLE
Pace Project No.: 92583376

**Sample: MW-93** **Lab ID: 92583376016** Collected: 01/06/22 12:20 Received: 01/06/22 17:45 Matrix: Water

| Parameters | Results | Units | Report Limit | MDL | DF | Prepared | Analyzed | CAS No. | Qual |
|---|---|---|---|---|---|---|---|---|---|
| **6200B MSV** | Analytical Method: SM 6200B<br>Pace Analytical Services - Charlotte | | | | | | | | |
| 2,2-Dichloropropane | ND | ug/L | 0.50 | 0.39 | 1 | | 01/07/22 17:03 | 594-20-7 | |
| 1,1-Dichloropropene | ND | ug/L | 0.50 | 0.43 | 1 | | 01/07/22 17:03 | 563-58-6 | |
| cis-1,3-Dichloropropene | ND | ug/L | 0.50 | 0.36 | 1 | | 01/07/22 17:03 | 10061-01-5 | |
| trans-1,3-Dichloropropene | ND | ug/L | 0.50 | 0.36 | 1 | | 01/07/22 17:03 | 10061-02-6 | |
| Diisopropyl ether | ND | ug/L | 0.50 | 0.31 | 1 | | 01/07/22 17:03 | 108-20-3 | |
| Ethylbenzene | ND | ug/L | 0.50 | 0.30 | 1 | | 01/07/22 17:03 | 100-41-4 | |
| Hexachloro-1,3-butadiene | ND | ug/L | 2.0 | 1.5 | 1 | | 01/07/22 17:03 | 87-68-3 | |
| Isopropylbenzene (Cumene) | ND | ug/L | 0.50 | 0.33 | 1 | | 01/07/22 17:03 | 98-82-8 | |
| Methylene Chloride | ND | ug/L | 2.0 | 2.0 | 1 | | 01/07/22 17:03 | 75-09-2 | |
| Methyl-tert-butyl ether | ND | ug/L | 0.50 | 0.42 | 1 | | 01/07/22 17:03 | 1634-04-4 | |
| Naphthalene | ND | ug/L | 2.0 | 0.64 | 1 | | 01/07/22 17:03 | 91-20-3 | |
| n-Propylbenzene | ND | ug/L | 0.50 | 0.34 | 1 | | 01/07/22 17:03 | 103-65-1 | |
| Styrene | ND | ug/L | 0.50 | 0.29 | 1 | | 01/07/22 17:03 | 100-42-5 | |
| 1,1,1,2-Tetrachloroethane | ND | ug/L | 0.50 | 0.31 | 1 | | 01/07/22 17:03 | 630-20-6 | |
| 1,1,2,2-Tetrachloroethane | ND | ug/L | 0.50 | 0.22 | 1 | | 01/07/22 17:03 | 79-34-5 | |
| Tetrachloroethene | ND | ug/L | 0.50 | 0.29 | 1 | | 01/07/22 17:03 | 127-18-4 | |
| Toluene | **0.52** | ug/L | 0.50 | 0.48 | 1 | | 01/07/22 17:03 | 108-88-3 | |
| 1,2,3-Trichlorobenzene | ND | ug/L | 2.0 | 0.81 | 1 | | 01/07/22 17:03 | 87-61-6 | |
| 1,2,4-Trichlorobenzene | ND | ug/L | 2.0 | 0.64 | 1 | | 01/07/22 17:03 | 120-82-1 | |
| 1,1,1-Trichloroethane | ND | ug/L | 0.50 | 0.33 | 1 | | 01/07/22 17:03 | 71-55-6 | |
| 1,1,2-Trichloroethane | ND | ug/L | 0.50 | 0.32 | 1 | | 01/07/22 17:03 | 79-00-5 | |
| Trichloroethene | ND | ug/L | 0.50 | 0.38 | 1 | | 01/07/22 17:03 | 79-01-6 | |
| Trichlorofluoromethane | ND | ug/L | 1.0 | 0.30 | 1 | | 01/07/22 17:03 | 75-69-4 | |
| 1,2,3-Trichloropropane | ND | ug/L | 0.50 | 0.26 | 1 | | 01/07/22 17:03 | 96-18-4 | |
| 1,2,4-Trimethylbenzene | ND | ug/L | 0.50 | 0.50 | 1 | | 01/07/22 17:03 | 95-63-6 | |
| 1,3,5-Trimethylbenzene | ND | ug/L | 0.50 | 0.33 | 1 | | 01/07/22 17:03 | 108-67-8 | |
| Vinyl chloride | ND | ug/L | 1.0 | 0.39 | 1 | | 01/07/22 17:03 | 75-01-4 | |
| m&p-Xylene | ND | ug/L | 1.0 | 0.71 | 1 | | 01/07/22 17:03 | 179601-23-1 | |
| o-Xylene | ND | ug/L | 0.50 | 0.34 | 1 | | 01/07/22 17:03 | 95-47-6 | |
| ***Surrogates*** | | | | | | | | | |
| 1,2-Dichloroethane-d4 (S) | 96 | % | 70-130 | | 1 | | 01/07/22 17:03 | 17060-07-0 | |
| 4-Bromofluorobenzene (S) | 95 | % | 70-130 | | 1 | | 01/07/22 17:03 | 460-00-4 | |
| Toluene-d8 (S) | 97 | % | 70-130 | | 1 | | 01/07/22 17:03 | 2037-26-5 | |

## REPORT OF LABORATORY ANALYSIS

This report shall not be reproduced, except in full,
without the written consent of Pace Analytical Services, LLC.

**Pace Analytical Services, LLC**
9800 Kincey Ave. Suite 100
Huntersville, NC 28078
(704)875-9092

## ANALYTICAL RESULTS

Project: CPC HUNTERSVILLE
Pace Project No.: 92583376

**Sample: DUP-1-20220106** **Lab ID: 92583376017** Collected: 01/06/22 00:00 Received: 01/06/22 17:45 Matrix: Water

| Parameters | Results | Units | Report Limit | MDL | DF | Prepared | Analyzed | CAS No. | Qual |
|---|---|---|---|---|---|---|---|---|---|
| **VPH NC Water** | Analytical Method: MADEP VPH<br>Pace Analytical Services - Charlotte | | | | | | | | |
| Total VPH (C5-C12) | ND | ug/L | 50.0 | 50.0 | 1 | | 01/08/22 10:21 | | N2 |
| Aliphatic (C05-C08) | ND | ug/L | 50.0 | 50.0 | 1 | | 01/08/22 10:21 | | N2 |
| Aliphatic(C09-C12) Adjusted | ND | ug/L | 50.0 | 50.0 | 1 | | 01/08/22 10:21 | | N2 |
| Aromatic (C09-C10) | ND | ug/L | 50.0 | 50.0 | 1 | | 01/08/22 10:21 | | N2 |
| ***Surrogates*** | | | | | | | | | |
| 4-Bromofluorobenzene (FID) (S) | 95 | % | 70-130 | | 1 | | 01/08/22 10:21 | 460-00-4 | |
| 4-Bromofluorobenzene (PID) (S) | 80 | % | 70-130 | | 1 | | 01/08/22 10:21 | 460-00-4 | |
| **6020 MET ICPMS** | Analytical Method: EPA 6020B Preparation Method: EPA 3010A<br>Pace Analytical Services - Asheville | | | | | | | | |
| Lead | ND | ug/L | 5.0 | 0.077 | 1 | 01/08/22 15:27 | 01/10/22 01:20 | 7439-92-1 | |
| **6200B MSV** | Analytical Method: SM 6200B<br>Pace Analytical Services - Charlotte | | | | | | | | |
| Benzene | ND | ug/L | 0.50 | 0.34 | 1 | | 01/07/22 14:01 | 71-43-2 | |
| Bromobenzene | ND | ug/L | 0.50 | 0.29 | 1 | | 01/07/22 14:01 | 108-86-1 | |
| Bromochloromethane | ND | ug/L | 0.50 | 0.47 | 1 | | 01/07/22 14:01 | 74-97-5 | |
| Bromodichloromethane | ND | ug/L | 0.50 | 0.31 | 1 | | 01/07/22 14:01 | 75-27-4 | |
| Bromoform | ND | ug/L | 0.50 | 0.34 | 1 | | 01/07/22 14:01 | 75-25-2 | |
| Bromomethane | ND | ug/L | 5.0 | 1.7 | 1 | | 01/07/22 14:01 | 74-83-9 | |
| n-Butylbenzene | ND | ug/L | 0.50 | 0.49 | 1 | | 01/07/22 14:01 | 104-51-8 | |
| sec-Butylbenzene | ND | ug/L | 0.50 | 0.40 | 1 | | 01/07/22 14:01 | 135-98-8 | |
| tert-Butylbenzene | ND | ug/L | 0.50 | 0.32 | 1 | | 01/07/22 14:01 | 98-06-6 | |
| Carbon tetrachloride | ND | ug/L | 0.50 | 0.33 | 1 | | 01/07/22 14:01 | 56-23-5 | |
| Chlorobenzene | ND | ug/L | 0.50 | 0.28 | 1 | | 01/07/22 14:01 | 108-90-7 | |
| Chloroethane | ND | ug/L | 1.0 | 0.65 | 1 | | 01/07/22 14:01 | 75-00-3 | |
| Chloroform | ND | ug/L | 0.50 | 0.35 | 1 | | 01/07/22 14:01 | 67-66-3 | |
| Chloromethane | ND | ug/L | 1.0 | 0.54 | 1 | | 01/07/22 14:01 | 74-87-3 | |
| 2-Chlorotoluene | ND | ug/L | 0.50 | 0.32 | 1 | | 01/07/22 14:01 | 95-49-8 | |
| 4-Chlorotoluene | ND | ug/L | 0.50 | 0.32 | 1 | | 01/07/22 14:01 | 106-43-4 | |
| 1,2-Dibromo-3-chloropropane | ND | ug/L | 1.0 | 0.34 | 1 | | 01/07/22 14:01 | 96-12-8 | |
| Dibromochloromethane | ND | ug/L | 0.50 | 0.36 | 1 | | 01/07/22 14:01 | 124-48-1 | |
| 1,2-Dibromoethane (EDB) | ND | ug/L | 0.50 | 0.27 | 1 | | 01/07/22 14:01 | 106-93-4 | |
| Dibromomethane | ND | ug/L | 0.50 | 0.39 | 1 | | 01/07/22 14:01 | 74-95-3 | |
| 1,2-Dichlorobenzene | ND | ug/L | 0.50 | 0.34 | 1 | | 01/07/22 14:01 | 95-50-1 | |
| 1,3-Dichlorobenzene | ND | ug/L | 0.50 | 0.34 | 1 | | 01/07/22 14:01 | 541-73-1 | |
| 1,4-Dichlorobenzene | ND | ug/L | 0.50 | 0.33 | 1 | | 01/07/22 14:01 | 106-46-7 | |
| Dichlorodifluoromethane | ND | ug/L | 0.50 | 0.35 | 1 | | 01/07/22 14:01 | 75-71-8 | |
| 1,1-Dichloroethane | ND | ug/L | 0.50 | 0.37 | 1 | | 01/07/22 14:01 | 75-34-3 | |
| 1,2-Dichloroethane | ND | ug/L | 0.50 | 0.32 | 1 | | 01/07/22 14:01 | 107-06-2 | |
| 1,1-Dichloroethene | ND | ug/L | 0.50 | 0.35 | 1 | | 01/07/22 14:01 | 75-35-4 | |
| cis-1,2-Dichloroethene | ND | ug/L | 0.50 | 0.38 | 1 | | 01/07/22 14:01 | 156-59-2 | |
| trans-1,2-Dichloroethene | ND | ug/L | 0.50 | 0.40 | 1 | | 01/07/22 14:01 | 156-60-5 | |
| 1,2-Dichloropropane | ND | ug/L | 0.50 | 0.36 | 1 | | 01/07/22 14:01 | 78-87-5 | |
| 1,3-Dichloropropane | ND | ug/L | 0.50 | 0.28 | 1 | | 01/07/22 14:01 | 142-28-9 | |

## REPORT OF LABORATORY ANALYSIS

This report shall not be reproduced, except in full,
without the written consent of Pace Analytical Services, LLC.

**Pace Analytical Services, LLC**
9800 Kincey Ave. Suite 100
Huntersville, NC 28078
(704)875-9092

## ANALYTICAL RESULTS

Project: CPC HUNTERSVILLE
Pace Project No.: 92583376

**Sample: DUP-1-20220106** **Lab ID: 92583376017** Collected: 01/06/22 00:00 Received: 01/06/22 17:45 Matrix: Water

| Parameters | Results | Units | Report Limit | MDL | DF | Prepared | Analyzed | CAS No. | Qual |
|---|---|---|---|---|---|---|---|---|---|
| **6200B MSV** | Analytical Method: SM 6200B<br>Pace Analytical Services - Charlotte | | | | | | | | |
| 2,2-Dichloropropane | ND | ug/L | 0.50 | 0.39 | 1 | | 01/07/22 14:01 | 594-20-7 | |
| 1,1-Dichloropropene | ND | ug/L | 0.50 | 0.43 | 1 | | 01/07/22 14:01 | 563-58-6 | |
| cis-1,3-Dichloropropene | ND | ug/L | 0.50 | 0.36 | 1 | | 01/07/22 14:01 | 10061-01-5 | |
| trans-1,3-Dichloropropene | ND | ug/L | 0.50 | 0.36 | 1 | | 01/07/22 14:01 | 10061-02-6 | |
| Diisopropyl ether | ND | ug/L | 0.50 | 0.31 | 1 | | 01/07/22 14:01 | 108-20-3 | |
| Ethylbenzene | ND | ug/L | 0.50 | 0.30 | 1 | | 01/07/22 14:01 | 100-41-4 | |
| Hexachloro-1,3-butadiene | ND | ug/L | 2.0 | 1.5 | 1 | | 01/07/22 14:01 | 87-68-3 | |
| Isopropylbenzene (Cumene) | ND | ug/L | 0.50 | 0.33 | 1 | | 01/07/22 14:01 | 98-82-8 | |
| Methylene Chloride | ND | ug/L | 2.0 | 2.0 | 1 | | 01/07/22 14:01 | 75-09-2 | |
| Methyl-tert-butyl ether | ND | ug/L | 0.50 | 0.42 | 1 | | 01/07/22 14:01 | 1634-04-4 | |
| Naphthalene | ND | ug/L | 2.0 | 0.64 | 1 | | 01/07/22 14:01 | 91-20-3 | |
| n-Propylbenzene | ND | ug/L | 0.50 | 0.34 | 1 | | 01/07/22 14:01 | 103-65-1 | |
| Styrene | ND | ug/L | 0.50 | 0.29 | 1 | | 01/07/22 14:01 | 100-42-5 | |
| 1,1,1,2-Tetrachloroethane | ND | ug/L | 0.50 | 0.31 | 1 | | 01/07/22 14:01 | 630-20-6 | |
| 1,1,2,2-Tetrachloroethane | ND | ug/L | 0.50 | 0.22 | 1 | | 01/07/22 14:01 | 79-34-5 | |
| Tetrachloroethene | ND | ug/L | 0.50 | 0.29 | 1 | | 01/07/22 14:01 | 127-18-4 | |
| Toluene | ND | ug/L | 0.50 | 0.48 | 1 | | 01/07/22 14:01 | 108-88-3 | |
| 1,2,3-Trichlorobenzene | ND | ug/L | 2.0 | 0.81 | 1 | | 01/07/22 14:01 | 87-61-6 | |
| 1,2,4-Trichlorobenzene | ND | ug/L | 2.0 | 0.64 | 1 | | 01/07/22 14:01 | 120-82-1 | |
| 1,1,1-Trichloroethane | ND | ug/L | 0.50 | 0.33 | 1 | | 01/07/22 14:01 | 71-55-6 | |
| 1,1,2-Trichloroethane | ND | ug/L | 0.50 | 0.32 | 1 | | 01/07/22 14:01 | 79-00-5 | |
| Trichloroethene | ND | ug/L | 0.50 | 0.38 | 1 | | 01/07/22 14:01 | 79-01-6 | |
| Trichlorofluoromethane | ND | ug/L | 1.0 | 0.30 | 1 | | 01/07/22 14:01 | 75-69-4 | |
| 1,2,3-Trichloropropane | ND | ug/L | 0.50 | 0.26 | 1 | | 01/07/22 14:01 | 96-18-4 | |
| 1,2,4-Trimethylbenzene | ND | ug/L | 0.50 | 0.50 | 1 | | 01/07/22 14:01 | 95-63-6 | |
| 1,3,5-Trimethylbenzene | ND | ug/L | 0.50 | 0.33 | 1 | | 01/07/22 14:01 | 108-67-8 | |
| Vinyl chloride | ND | ug/L | 1.0 | 0.39 | 1 | | 01/07/22 14:01 | 75-01-4 | |
| m&p-Xylene | ND | ug/L | 1.0 | 0.71 | 1 | | 01/07/22 14:01 | 179601-23-1 | |
| o-Xylene | ND | ug/L | 0.50 | 0.34 | 1 | | 01/07/22 14:01 | 95-47-6 | |
| ***Surrogates*** | | | | | | | | | |
| 1,2-Dichloroethane-d4 (S) | 88 | % | 70-130 | | 1 | | 01/07/22 14:01 | 17060-07-0 | |
| 4-Bromofluorobenzene (S) | 94 | % | 70-130 | | 1 | | 01/07/22 14:01 | 460-00-4 | |
| Toluene-d8 (S) | 102 | % | 70-130 | | 1 | | 01/07/22 14:01 | 2037-26-5 | |

## REPORT OF LABORATORY ANALYSIS

This report shall not be reproduced, except in full,
without the written consent of Pace Analytical Services, LLC.

**Pace Analytical Services, LLC**
9800 Kincey Ave. Suite 100
Huntersville, NC 28078
(704)875-9092

## ANALYTICAL RESULTS

Project: CPC HUNTERSVILLE
Pace Project No.: 92583376

**Sample: FB-1-20220106** **Lab ID: 92583376018** Collected: 01/06/22 08:00 Received: 01/06/22 17:45 Matrix: Water

| Parameters | Results | Units | Report Limit | MDL | DF | Prepared | Analyzed | CAS No. | Qual |
|---|---|---|---|---|---|---|---|---|---|
| **VPH NC Water** | Analytical Method: MADEP VPH<br>Pace Analytical Services - Charlotte | | | | | | | | |
| Total VPH (C5-C12) | ND | ug/L | 50.0 | 50.0 | 1 | | 01/08/22 16:46 | | N2 |
| Aliphatic (C05-C08) | ND | ug/L | 50.0 | 50.0 | 1 | | 01/08/22 16:46 | | N2 |
| Aliphatic(C09-C12) Adjusted | ND | ug/L | 50.0 | 50.0 | 1 | | 01/08/22 16:46 | | N2 |
| Aromatic (C09-C10) | ND | ug/L | 50.0 | 50.0 | 1 | | 01/08/22 16:46 | | N2 |
| ***Surrogates*** | | | | | | | | | |
| 4-Bromofluorobenzene (FID) (S) | 100 | % | 70-130 | | 1 | | 01/08/22 16:46 | 460-00-4 | |
| 4-Bromofluorobenzene (PID) (S) | 83 | % | 70-130 | | 1 | | 01/08/22 16:46 | 460-00-4 | |
| **6200B MSV** | Analytical Method: SM 6200B<br>Pace Analytical Services - Charlotte | | | | | | | | |
| Benzene | ND | ug/L | 0.50 | 0.34 | 1 | | 01/07/22 14:55 | 71-43-2 | |
| Bromobenzene | ND | ug/L | 0.50 | 0.29 | 1 | | 01/07/22 14:55 | 108-86-1 | |
| Bromochloromethane | ND | ug/L | 0.50 | 0.47 | 1 | | 01/07/22 14:55 | 74-97-5 | |
| Bromodichloromethane | ND | ug/L | 0.50 | 0.31 | 1 | | 01/07/22 14:55 | 75-27-4 | |
| Bromoform | ND | ug/L | 0.50 | 0.34 | 1 | | 01/07/22 14:55 | 75-25-2 | |
| Bromomethane | ND | ug/L | 5.0 | 1.7 | 1 | | 01/07/22 14:55 | 74-83-9 | |
| n-Butylbenzene | ND | ug/L | 0.50 | 0.49 | 1 | | 01/07/22 14:55 | 104-51-8 | |
| sec-Butylbenzene | ND | ug/L | 0.50 | 0.40 | 1 | | 01/07/22 14:55 | 135-98-8 | |
| tert-Butylbenzene | ND | ug/L | 0.50 | 0.32 | 1 | | 01/07/22 14:55 | 98-06-6 | |
| Carbon tetrachloride | ND | ug/L | 0.50 | 0.33 | 1 | | 01/07/22 14:55 | 56-23-5 | |
| Chlorobenzene | ND | ug/L | 0.50 | 0.28 | 1 | | 01/07/22 14:55 | 108-90-7 | |
| Chloroethane | ND | ug/L | 1.0 | 0.65 | 1 | | 01/07/22 14:55 | 75-00-3 | |
| Chloroform | ND | ug/L | 0.50 | 0.35 | 1 | | 01/07/22 14:55 | 67-66-3 | |
| Chloromethane | ND | ug/L | 1.0 | 0.54 | 1 | | 01/07/22 14:55 | 74-87-3 | |
| 2-Chlorotoluene | ND | ug/L | 0.50 | 0.32 | 1 | | 01/07/22 14:55 | 95-49-8 | |
| 4-Chlorotoluene | ND | ug/L | 0.50 | 0.32 | 1 | | 01/07/22 14:55 | 106-43-4 | |
| 1,2-Dibromo-3-chloropropane | ND | ug/L | 1.0 | 0.34 | 1 | | 01/07/22 14:55 | 96-12-8 | |
| Dibromochloromethane | ND | ug/L | 0.50 | 0.36 | 1 | | 01/07/22 14:55 | 124-48-1 | |
| 1,2-Dibromoethane (EDB) | ND | ug/L | 0.50 | 0.27 | 1 | | 01/07/22 14:55 | 106-93-4 | |
| Dibromomethane | ND | ug/L | 0.50 | 0.39 | 1 | | 01/07/22 14:55 | 74-95-3 | |
| 1,2-Dichlorobenzene | ND | ug/L | 0.50 | 0.34 | 1 | | 01/07/22 14:55 | 95-50-1 | |
| 1,3-Dichlorobenzene | ND | ug/L | 0.50 | 0.34 | 1 | | 01/07/22 14:55 | 541-73-1 | |
| 1,4-Dichlorobenzene | ND | ug/L | 0.50 | 0.33 | 1 | | 01/07/22 14:55 | 106-46-7 | |
| Dichlorodifluoromethane | ND | ug/L | 0.50 | 0.35 | 1 | | 01/07/22 14:55 | 75-71-8 | |
| 1,1-Dichloroethane | ND | ug/L | 0.50 | 0.37 | 1 | | 01/07/22 14:55 | 75-34-3 | |
| 1,2-Dichloroethane | ND | ug/L | 0.50 | 0.32 | 1 | | 01/07/22 14:55 | 107-06-2 | |
| 1,1-Dichloroethene | ND | ug/L | 0.50 | 0.35 | 1 | | 01/07/22 14:55 | 75-35-4 | |
| cis-1,2-Dichloroethene | ND | ug/L | 0.50 | 0.38 | 1 | | 01/07/22 14:55 | 156-59-2 | |
| trans-1,2-Dichloroethene | ND | ug/L | 0.50 | 0.40 | 1 | | 01/07/22 14:55 | 156-60-5 | |
| 1,2-Dichloropropane | ND | ug/L | 0.50 | 0.36 | 1 | | 01/07/22 14:55 | 78-87-5 | |
| 1,3-Dichloropropane | ND | ug/L | 0.50 | 0.28 | 1 | | 01/07/22 14:55 | 142-28-9 | |
| 2,2-Dichloropropane | ND | ug/L | 0.50 | 0.39 | 1 | | 01/07/22 14:55 | 594-20-7 | |
| 1,1-Dichloropropene | ND | ug/L | 0.50 | 0.43 | 1 | | 01/07/22 14:55 | 563-58-6 | |
| cis-1,3-Dichloropropene | ND | ug/L | 0.50 | 0.36 | 1 | | 01/07/22 14:55 | 10061-01-5 | |
| trans-1,3-Dichloropropene | ND | ug/L | 0.50 | 0.36 | 1 | | 01/07/22 14:55 | 10061-02-6 | |

## REPORT OF LABORATORY ANALYSIS

This report shall not be reproduced, except in full,
without the written consent of Pace Analytical Services, LLC.

**Pace Analytical Services, LLC**
9800 Kincey Ave. Suite 100
Huntersville, NC 28078
(704)875-9092

## ANALYTICAL RESULTS

Project: CPC HUNTERSVILLE
Pace Project No.: 92583376

**Sample: FB-1-20220106** **Lab ID: 92583376018** Collected: 01/06/22 08:00 Received: 01/06/22 17:45 Matrix: Water

| Parameters | Results | Units | Report Limit | MDL | DF | Prepared | Analyzed | CAS No. | Qual |
|---|---|---|---|---|---|---|---|---|---|
| **6200B MSV** | Analytical Method: SM 6200B<br>Pace Analytical Services - Charlotte | | | | | | | | |
| Diisopropyl ether | ND | ug/L | 0.50 | 0.31 | 1 | | 01/07/22 14:55 | 108-20-3 | |
| Ethylbenzene | ND | ug/L | 0.50 | 0.30 | 1 | | 01/07/22 14:55 | 100-41-4 | |
| Hexachloro-1,3-butadiene | ND | ug/L | 2.0 | 1.5 | 1 | | 01/07/22 14:55 | 87-68-3 | |
| Isopropylbenzene (Cumene) | ND | ug/L | 0.50 | 0.33 | 1 | | 01/07/22 14:55 | 98-82-8 | |
| Methylene Chloride | ND | ug/L | 2.0 | 2.0 | 1 | | 01/07/22 14:55 | 75-09-2 | |
| Methyl-tert-butyl ether | ND | ug/L | 0.50 | 0.42 | 1 | | 01/07/22 14:55 | 1634-04-4 | |
| Naphthalene | ND | ug/L | 2.0 | 0.64 | 1 | | 01/07/22 14:55 | 91-20-3 | |
| n-Propylbenzene | ND | ug/L | 0.50 | 0.34 | 1 | | 01/07/22 14:55 | 103-65-1 | |
| Styrene | ND | ug/L | 0.50 | 0.29 | 1 | | 01/07/22 14:55 | 100-42-5 | |
| 1,1,1,2-Tetrachloroethane | ND | ug/L | 0.50 | 0.31 | 1 | | 01/07/22 14:55 | 630-20-6 | |
| 1,1,2,2-Tetrachloroethane | ND | ug/L | 0.50 | 0.22 | 1 | | 01/07/22 14:55 | 79-34-5 | |
| Tetrachloroethene | ND | ug/L | 0.50 | 0.29 | 1 | | 01/07/22 14:55 | 127-18-4 | |
| Toluene | ND | ug/L | 0.50 | 0.48 | 1 | | 01/07/22 14:55 | 108-88-3 | |
| 1,2,3-Trichlorobenzene | ND | ug/L | 2.0 | 0.81 | 1 | | 01/07/22 14:55 | 87-61-6 | |
| 1,2,4-Trichlorobenzene | ND | ug/L | 2.0 | 0.64 | 1 | | 01/07/22 14:55 | 120-82-1 | |
| 1,1,1-Trichloroethane | ND | ug/L | 0.50 | 0.33 | 1 | | 01/07/22 14:55 | 71-55-6 | |
| 1,1,2-Trichloroethane | ND | ug/L | 0.50 | 0.32 | 1 | | 01/07/22 14:55 | 79-00-5 | |
| Trichloroethene | ND | ug/L | 0.50 | 0.38 | 1 | | 01/07/22 14:55 | 79-01-6 | |
| Trichlorofluoromethane | ND | ug/L | 1.0 | 0.30 | 1 | | 01/07/22 14:55 | 75-69-4 | |
| 1,2,3-Trichloropropane | ND | ug/L | 0.50 | 0.26 | 1 | | 01/07/22 14:55 | 96-18-4 | |
| 1,2,4-Trimethylbenzene | ND | ug/L | 0.50 | 0.50 | 1 | | 01/07/22 14:55 | 95-63-6 | |
| 1,3,5-Trimethylbenzene | ND | ug/L | 0.50 | 0.33 | 1 | | 01/07/22 14:55 | 108-67-8 | |
| Vinyl chloride | ND | ug/L | 1.0 | 0.39 | 1 | | 01/07/22 14:55 | 75-01-4 | |
| m&p-Xylene | ND | ug/L | 1.0 | 0.71 | 1 | | 01/07/22 14:55 | 179601-23-1 | |
| o-Xylene | ND | ug/L | 0.50 | 0.34 | 1 | | 01/07/22 14:55 | 95-47-6 | |
| ***Surrogates*** | | | | | | | | | |
| 1,2-Dichloroethane-d4 (S) | 97 | % | 70-130 | | 1 | | 01/07/22 14:55 | 17060-07-0 | |
| 4-Bromofluorobenzene (S) | 97 | % | 70-130 | | 1 | | 01/07/22 14:55 | 460-00-4 | |
| Toluene-d8 (S) | 98 | % | 70-130 | | 1 | | 01/07/22 14:55 | 2037-26-5 | |

## REPORT OF LABORATORY ANALYSIS

This report shall not be reproduced, except in full,
without the written consent of Pace Analytical Services, LLC.

**Pace Analytical Services, LLC**
9800 Kincey Ave. Suite 100
Huntersville, NC 28078
(704)875-9092

## ANALYTICAL RESULTS

Project: CPC HUNTERSVILLE
Pace Project No.: 92583376

**Sample: FB-2-20220106** **Lab ID: 92583376019** Collected: 01/06/22 16:00 Received: 01/06/22 17:45 Matrix: Water

| Parameters | Results | Units | Report Limit | MDL | DF | Prepared | Analyzed | CAS No. | Qual |
|---|---|---|---|---|---|---|---|---|---|
| **VPH NC Water** | Analytical Method: MADEP VPH<br>Pace Analytical Services - Charlotte | | | | | | | | |
| Total VPH (C5-C12) | ND | ug/L | 50.0 | 50.0 | 1 | | 01/08/22 17:14 | | N2 |
| Aliphatic (C05-C08) | ND | ug/L | 50.0 | 50.0 | 1 | | 01/08/22 17:14 | | N2 |
| Aliphatic(C09-C12) Adjusted | ND | ug/L | 50.0 | 50.0 | 1 | | 01/08/22 17:14 | | N2 |
| Aromatic (C09-C10) | ND | ug/L | 50.0 | 50.0 | 1 | | 01/08/22 17:14 | | N2 |
| ***Surrogates*** | | | | | | | | | |
| 4-Bromofluorobenzene (FID) (S) | 98 | % | 70-130 | | 1 | | 01/08/22 17:14 | 460-00-4 | |
| 4-Bromofluorobenzene (PID) (S) | 82 | % | 70-130 | | 1 | | 01/08/22 17:14 | 460-00-4 | |
| **6200B MSV** | Analytical Method: SM 6200B<br>Pace Analytical Services - Charlotte | | | | | | | | |
| Benzene | ND | ug/L | 0.50 | 0.34 | 1 | | 01/07/22 15:13 | 71-43-2 | |
| Bromobenzene | ND | ug/L | 0.50 | 0.29 | 1 | | 01/07/22 15:13 | 108-86-1 | |
| Bromochloromethane | ND | ug/L | 0.50 | 0.47 | 1 | | 01/07/22 15:13 | 74-97-5 | |
| Bromodichloromethane | ND | ug/L | 0.50 | 0.31 | 1 | | 01/07/22 15:13 | 75-27-4 | |
| Bromoform | ND | ug/L | 0.50 | 0.34 | 1 | | 01/07/22 15:13 | 75-25-2 | |
| Bromomethane | ND | ug/L | 5.0 | 1.7 | 1 | | 01/07/22 15:13 | 74-83-9 | |
| n-Butylbenzene | ND | ug/L | 0.50 | 0.49 | 1 | | 01/07/22 15:13 | 104-51-8 | |
| sec-Butylbenzene | ND | ug/L | 0.50 | 0.40 | 1 | | 01/07/22 15:13 | 135-98-8 | |
| tert-Butylbenzene | ND | ug/L | 0.50 | 0.32 | 1 | | 01/07/22 15:13 | 98-06-6 | |
| Carbon tetrachloride | ND | ug/L | 0.50 | 0.33 | 1 | | 01/07/22 15:13 | 56-23-5 | |
| Chlorobenzene | ND | ug/L | 0.50 | 0.28 | 1 | | 01/07/22 15:13 | 108-90-7 | |
| Chloroethane | ND | ug/L | 1.0 | 0.65 | 1 | | 01/07/22 15:13 | 75-00-3 | |
| Chloroform | ND | ug/L | 0.50 | 0.35 | 1 | | 01/07/22 15:13 | 67-66-3 | |
| Chloromethane | ND | ug/L | 1.0 | 0.54 | 1 | | 01/07/22 15:13 | 74-87-3 | |
| 2-Chlorotoluene | ND | ug/L | 0.50 | 0.32 | 1 | | 01/07/22 15:13 | 95-49-8 | |
| 4-Chlorotoluene | ND | ug/L | 0.50 | 0.32 | 1 | | 01/07/22 15:13 | 106-43-4 | |
| 1,2-Dibromo-3-chloropropane | ND | ug/L | 1.0 | 0.34 | 1 | | 01/07/22 15:13 | 96-12-8 | |
| Dibromochloromethane | ND | ug/L | 0.50 | 0.36 | 1 | | 01/07/22 15:13 | 124-48-1 | |
| 1,2-Dibromoethane (EDB) | ND | ug/L | 0.50 | 0.27 | 1 | | 01/07/22 15:13 | 106-93-4 | |
| Dibromomethane | ND | ug/L | 0.50 | 0.39 | 1 | | 01/07/22 15:13 | 74-95-3 | |
| 1,2-Dichlorobenzene | ND | ug/L | 0.50 | 0.34 | 1 | | 01/07/22 15:13 | 95-50-1 | |
| 1,3-Dichlorobenzene | ND | ug/L | 0.50 | 0.34 | 1 | | 01/07/22 15:13 | 541-73-1 | |
| 1,4-Dichlorobenzene | ND | ug/L | 0.50 | 0.33 | 1 | | 01/07/22 15:13 | 106-46-7 | |
| Dichlorodifluoromethane | ND | ug/L | 0.50 | 0.35 | 1 | | 01/07/22 15:13 | 75-71-8 | |
| 1,1-Dichloroethane | ND | ug/L | 0.50 | 0.37 | 1 | | 01/07/22 15:13 | 75-34-3 | |
| 1,2-Dichloroethane | ND | ug/L | 0.50 | 0.32 | 1 | | 01/07/22 15:13 | 107-06-2 | |
| 1,1-Dichloroethene | ND | ug/L | 0.50 | 0.35 | 1 | | 01/07/22 15:13 | 75-35-4 | |
| cis-1,2-Dichloroethene | ND | ug/L | 0.50 | 0.38 | 1 | | 01/07/22 15:13 | 156-59-2 | |
| trans-1,2-Dichloroethene | ND | ug/L | 0.50 | 0.40 | 1 | | 01/07/22 15:13 | 156-60-5 | |
| 1,2-Dichloropropane | ND | ug/L | 0.50 | 0.36 | 1 | | 01/07/22 15:13 | 78-87-5 | |
| 1,3-Dichloropropane | ND | ug/L | 0.50 | 0.28 | 1 | | 01/07/22 15:13 | 142-28-9 | |
| 2,2-Dichloropropane | ND | ug/L | 0.50 | 0.39 | 1 | | 01/07/22 15:13 | 594-20-7 | |
| 1,1-Dichloropropene | ND | ug/L | 0.50 | 0.43 | 1 | | 01/07/22 15:13 | 563-58-6 | |
| cis-1,3-Dichloropropene | ND | ug/L | 0.50 | 0.36 | 1 | | 01/07/22 15:13 | 10061-01-5 | |
| trans-1,3-Dichloropropene | ND | ug/L | 0.50 | 0.36 | 1 | | 01/07/22 15:13 | 10061-02-6 | |

## REPORT OF LABORATORY ANALYSIS

This report shall not be reproduced, except in full,
without the written consent of Pace Analytical Services, LLC.

**Pace Analytical Services, LLC**
9800 Kincey Ave. Suite 100
Huntersville, NC 28078
(704)875-9092

## ANALYTICAL RESULTS

Project: CPC HUNTERSVILLE
Pace Project No.: 92583376

**Sample: FB-2-20220106** **Lab ID: 92583376019** Collected: 01/06/22 16:00 Received: 01/06/22 17:45 Matrix: Water

| Parameters | Results | Units | Report Limit | MDL | DF | Prepared | Analyzed | CAS No. | Qual |
|---|---|---|---|---|---|---|---|---|---|
| **6200B MSV** | Analytical Method: SM 6200B<br>Pace Analytical Services - Charlotte | | | | | | | | |
| Diisopropyl ether | ND | ug/L | 0.50 | 0.31 | 1 | | 01/07/22 15:13 | 108-20-3 | |
| Ethylbenzene | ND | ug/L | 0.50 | 0.30 | 1 | | 01/07/22 15:13 | 100-41-4 | |
| Hexachloro-1,3-butadiene | ND | ug/L | 2.0 | 1.5 | 1 | | 01/07/22 15:13 | 87-68-3 | |
| Isopropylbenzene (Cumene) | ND | ug/L | 0.50 | 0.33 | 1 | | 01/07/22 15:13 | 98-82-8 | |
| Methylene Chloride | ND | ug/L | 2.0 | 2.0 | 1 | | 01/07/22 15:13 | 75-09-2 | |
| Methyl-tert-butyl ether | ND | ug/L | 0.50 | 0.42 | 1 | | 01/07/22 15:13 | 1634-04-4 | |
| Naphthalene | ND | ug/L | 2.0 | 0.64 | 1 | | 01/07/22 15:13 | 91-20-3 | |
| n-Propylbenzene | ND | ug/L | 0.50 | 0.34 | 1 | | 01/07/22 15:13 | 103-65-1 | |
| Styrene | ND | ug/L | 0.50 | 0.29 | 1 | | 01/07/22 15:13 | 100-42-5 | |
| 1,1,1,2-Tetrachloroethane | ND | ug/L | 0.50 | 0.31 | 1 | | 01/07/22 15:13 | 630-20-6 | |
| 1,1,2,2-Tetrachloroethane | ND | ug/L | 0.50 | 0.22 | 1 | | 01/07/22 15:13 | 79-34-5 | |
| Tetrachloroethene | ND | ug/L | 0.50 | 0.29 | 1 | | 01/07/22 15:13 | 127-18-4 | |
| Toluene | ND | ug/L | 0.50 | 0.48 | 1 | | 01/07/22 15:13 | 108-88-3 | |
| 1,2,3-Trichlorobenzene | ND | ug/L | 2.0 | 0.81 | 1 | | 01/07/22 15:13 | 87-61-6 | |
| 1,2,4-Trichlorobenzene | ND | ug/L | 2.0 | 0.64 | 1 | | 01/07/22 15:13 | 120-82-1 | |
| 1,1,1-Trichloroethane | ND | ug/L | 0.50 | 0.33 | 1 | | 01/07/22 15:13 | 71-55-6 | |
| 1,1,2-Trichloroethane | ND | ug/L | 0.50 | 0.32 | 1 | | 01/07/22 15:13 | 79-00-5 | |
| Trichloroethene | ND | ug/L | 0.50 | 0.38 | 1 | | 01/07/22 15:13 | 79-01-6 | |
| Trichlorofluoromethane | ND | ug/L | 1.0 | 0.30 | 1 | | 01/07/22 15:13 | 75-69-4 | |
| 1,2,3-Trichloropropane | ND | ug/L | 0.50 | 0.26 | 1 | | 01/07/22 15:13 | 96-18-4 | |
| 1,2,4-Trimethylbenzene | ND | ug/L | 0.50 | 0.50 | 1 | | 01/07/22 15:13 | 95-63-6 | |
| 1,3,5-Trimethylbenzene | ND | ug/L | 0.50 | 0.33 | 1 | | 01/07/22 15:13 | 108-67-8 | |
| Vinyl chloride | ND | ug/L | 1.0 | 0.39 | 1 | | 01/07/22 15:13 | 75-01-4 | |
| m&p-Xylene | ND | ug/L | 1.0 | 0.71 | 1 | | 01/07/22 15:13 | 179601-23-1 | |
| o-Xylene | ND | ug/L | 0.50 | 0.34 | 1 | | 01/07/22 15:13 | 95-47-6 | |
| ***Surrogates*** | | | | | | | | | |
| 1,2-Dichloroethane-d4 (S) | 97 | % | 70-130 | | 1 | | 01/07/22 15:13 | 17060-07-0 | |
| 4-Bromofluorobenzene (S) | 93 | % | 70-130 | | 1 | | 01/07/22 15:13 | 460-00-4 | |
| Toluene-d8 (S) | 99 | % | 70-130 | | 1 | | 01/07/22 15:13 | 2037-26-5 | |

## REPORT OF LABORATORY ANALYSIS

This report shall not be reproduced, except in full,
without the written consent of Pace Analytical Services, LLC.

Pace Analytical Services, LLC
9800 Kincey Ave. Suite 100
Huntersville, NC 28078
(704)875-9092

## ANALYTICAL RESULTS

Project: CPC HUNTERSVILLE
Pace Project No.: 92583376

**Sample: EB-1-20220106** **Lab ID: 92583376020** Collected: 01/06/22 15:40 Received: 01/06/22 17:45 Matrix: Water

| Parameters | Results | Units | Report Limit | MDL | DF | Prepared | Analyzed | CAS No. | Qual |
|---|---|---|---|---|---|---|---|---|---|
| **VPH NC Water** | Analytical Method: MADEP VPH<br>Pace Analytical Services - Charlotte | | | | | | | | |
| Total VPH (C5-C12) | ND | ug/L | 50.0 | 50.0 | 1 | | 01/08/22 17:42 | | N2 |
| Aliphatic (C05-C08) | ND | ug/L | 50.0 | 50.0 | 1 | | 01/08/22 17:42 | | N2 |
| Aliphatic(C09-C12) Adjusted | ND | ug/L | 50.0 | 50.0 | 1 | | 01/08/22 17:42 | | N2 |
| Aromatic (C09-C10) | ND | ug/L | 50.0 | 50.0 | 1 | | 01/08/22 17:42 | | N2 |
| ***Surrogates*** | | | | | | | | | |
| 4-Bromofluorobenzene (FID) (S) | 97 | % | 70-130 | | 1 | | 01/08/22 17:42 | 460-00-4 | |
| 4-Bromofluorobenzene (PID) (S) | 79 | % | 70-130 | | 1 | | 01/08/22 17:42 | 460-00-4 | |
| **6020 MET ICPMS** | Analytical Method: EPA 6020B Preparation Method: EPA 3010A<br>Pace Analytical Services - Asheville | | | | | | | | |
| Lead | ND | ug/L | 5.0 | 0.077 | 1 | 01/08/22 15:27 | 01/10/22 01:23 | 7439-92-1 | |
| **6200B MSV** | Analytical Method: SM 6200B<br>Pace Analytical Services - Charlotte | | | | | | | | |
| Benzene | ND | ug/L | 0.50 | 0.34 | 1 | | 01/07/22 15:31 | 71-43-2 | |
| Bromobenzene | ND | ug/L | 0.50 | 0.29 | 1 | | 01/07/22 15:31 | 108-86-1 | |
| Bromochloromethane | ND | ug/L | 0.50 | 0.47 | 1 | | 01/07/22 15:31 | 74-97-5 | |
| Bromodichloromethane | ND | ug/L | 0.50 | 0.31 | 1 | | 01/07/22 15:31 | 75-27-4 | |
| Bromoform | ND | ug/L | 0.50 | 0.34 | 1 | | 01/07/22 15:31 | 75-25-2 | |
| Bromomethane | ND | ug/L | 5.0 | 1.7 | 1 | | 01/07/22 15:31 | 74-83-9 | |
| n-Butylbenzene | ND | ug/L | 0.50 | 0.49 | 1 | | 01/07/22 15:31 | 104-51-8 | |
| sec-Butylbenzene | ND | ug/L | 0.50 | 0.40 | 1 | | 01/07/22 15:31 | 135-98-8 | |
| tert-Butylbenzene | ND | ug/L | 0.50 | 0.32 | 1 | | 01/07/22 15:31 | 98-06-6 | |
| Carbon tetrachloride | ND | ug/L | 0.50 | 0.33 | 1 | | 01/07/22 15:31 | 56-23-5 | |
| Chlorobenzene | ND | ug/L | 0.50 | 0.28 | 1 | | 01/07/22 15:31 | 108-90-7 | |
| Chloroethane | ND | ug/L | 1.0 | 0.65 | 1 | | 01/07/22 15:31 | 75-00-3 | |
| Chloroform | ND | ug/L | 0.50 | 0.35 | 1 | | 01/07/22 15:31 | 67-66-3 | |
| Chloromethane | ND | ug/L | 1.0 | 0.54 | 1 | | 01/07/22 15:31 | 74-87-3 | |
| 2-Chlorotoluene | ND | ug/L | 0.50 | 0.32 | 1 | | 01/07/22 15:31 | 95-49-8 | |
| 4-Chlorotoluene | ND | ug/L | 0.50 | 0.32 | 1 | | 01/07/22 15:31 | 106-43-4 | |
| 1,2-Dibromo-3-chloropropane | ND | ug/L | 1.0 | 0.34 | 1 | | 01/07/22 15:31 | 96-12-8 | |
| Dibromochloromethane | ND | ug/L | 0.50 | 0.36 | 1 | | 01/07/22 15:31 | 124-48-1 | |
| 1,2-Dibromoethane (EDB) | ND | ug/L | 0.50 | 0.27 | 1 | | 01/07/22 15:31 | 106-93-4 | |
| Dibromomethane | ND | ug/L | 0.50 | 0.39 | 1 | | 01/07/22 15:31 | 74-95-3 | |
| 1,2-Dichlorobenzene | ND | ug/L | 0.50 | 0.34 | 1 | | 01/07/22 15:31 | 95-50-1 | |
| 1,3-Dichlorobenzene | ND | ug/L | 0.50 | 0.34 | 1 | | 01/07/22 15:31 | 541-73-1 | |
| 1,4-Dichlorobenzene | ND | ug/L | 0.50 | 0.33 | 1 | | 01/07/22 15:31 | 106-46-7 | |
| Dichlorodifluoromethane | ND | ug/L | 0.50 | 0.35 | 1 | | 01/07/22 15:31 | 75-71-8 | |
| 1,1-Dichloroethane | ND | ug/L | 0.50 | 0.37 | 1 | | 01/07/22 15:31 | 75-34-3 | |
| 1,2-Dichloroethane | ND | ug/L | 0.50 | 0.32 | 1 | | 01/07/22 15:31 | 107-06-2 | |
| 1,1-Dichloroethene | ND | ug/L | 0.50 | 0.35 | 1 | | 01/07/22 15:31 | 75-35-4 | |
| cis-1,2-Dichloroethene | ND | ug/L | 0.50 | 0.38 | 1 | | 01/07/22 15:31 | 156-59-2 | |
| trans-1,2-Dichloroethene | ND | ug/L | 0.50 | 0.40 | 1 | | 01/07/22 15:31 | 156-60-5 | |
| 1,2-Dichloropropane | ND | ug/L | 0.50 | 0.36 | 1 | | 01/07/22 15:31 | 78-87-5 | |
| 1,3-Dichloropropane | ND | ug/L | 0.50 | 0.28 | 1 | | 01/07/22 15:31 | 142-28-9 | |

## REPORT OF LABORATORY ANALYSIS

This report shall not be reproduced, except in full,
without the written consent of Pace Analytical Services, LLC.

**Pace Analytical Services, LLC**
9800 Kincey Ave. Suite 100
Huntersville, NC 28078
(704)875-9092

## ANALYTICAL RESULTS

Project: CPC HUNTERSVILLE
Pace Project No.: 92583376

**Sample: EB-1-20220106** **Lab ID: 92583376020** Collected: 01/06/22 15:40 Received: 01/06/22 17:45 Matrix: Water

| Parameters | Results | Units | Report Limit | MDL | DF | Prepared | Analyzed | CAS No. | Qual |
|---|---|---|---|---|---|---|---|---|---|
| **6200B MSV** | Analytical Method: SM 6200B<br>Pace Analytical Services - Charlotte | | | | | | | | |
| 2,2-Dichloropropane | ND | ug/L | 0.50 | 0.39 | 1 | | 01/07/22 15:31 | 594-20-7 | |
| 1,1-Dichloropropene | ND | ug/L | 0.50 | 0.43 | 1 | | 01/07/22 15:31 | 563-58-6 | |
| cis-1,3-Dichloropropene | ND | ug/L | 0.50 | 0.36 | 1 | | 01/07/22 15:31 | 10061-01-5 | |
| trans-1,3-Dichloropropene | ND | ug/L | 0.50 | 0.36 | 1 | | 01/07/22 15:31 | 10061-02-6 | |
| Diisopropyl ether | ND | ug/L | 0.50 | 0.31 | 1 | | 01/07/22 15:31 | 108-20-3 | |
| Ethylbenzene | ND | ug/L | 0.50 | 0.30 | 1 | | 01/07/22 15:31 | 100-41-4 | |
| Hexachloro-1,3-butadiene | ND | ug/L | 2.0 | 1.5 | 1 | | 01/07/22 15:31 | 87-68-3 | |
| Isopropylbenzene (Cumene) | ND | ug/L | 0.50 | 0.33 | 1 | | 01/07/22 15:31 | 98-82-8 | |
| Methylene Chloride | ND | ug/L | 2.0 | 2.0 | 1 | | 01/07/22 15:31 | 75-09-2 | |
| Methyl-tert-butyl ether | ND | ug/L | 0.50 | 0.42 | 1 | | 01/07/22 15:31 | 1634-04-4 | |
| Naphthalene | ND | ug/L | 2.0 | 0.64 | 1 | | 01/07/22 15:31 | 91-20-3 | |
| n-Propylbenzene | ND | ug/L | 0.50 | 0.34 | 1 | | 01/07/22 15:31 | 103-65-1 | |
| Styrene | ND | ug/L | 0.50 | 0.29 | 1 | | 01/07/22 15:31 | 100-42-5 | |
| 1,1,1,2-Tetrachloroethane | ND | ug/L | 0.50 | 0.31 | 1 | | 01/07/22 15:31 | 630-20-6 | |
| 1,1,2,2-Tetrachloroethane | ND | ug/L | 0.50 | 0.22 | 1 | | 01/07/22 15:31 | 79-34-5 | |
| Tetrachloroethene | ND | ug/L | 0.50 | 0.29 | 1 | | 01/07/22 15:31 | 127-18-4 | |
| Toluene | ND | ug/L | 0.50 | 0.48 | 1 | | 01/07/22 15:31 | 108-88-3 | |
| 1,2,3-Trichlorobenzene | ND | ug/L | 2.0 | 0.81 | 1 | | 01/07/22 15:31 | 87-61-6 | |
| 1,2,4-Trichlorobenzene | ND | ug/L | 2.0 | 0.64 | 1 | | 01/07/22 15:31 | 120-82-1 | |
| 1,1,1-Trichloroethane | ND | ug/L | 0.50 | 0.33 | 1 | | 01/07/22 15:31 | 71-55-6 | |
| 1,1,2-Trichloroethane | ND | ug/L | 0.50 | 0.32 | 1 | | 01/07/22 15:31 | 79-00-5 | |
| Trichloroethene | ND | ug/L | 0.50 | 0.38 | 1 | | 01/07/22 15:31 | 79-01-6 | |
| Trichlorofluoromethane | ND | ug/L | 1.0 | 0.30 | 1 | | 01/07/22 15:31 | 75-69-4 | |
| 1,2,3-Trichloropropane | ND | ug/L | 0.50 | 0.26 | 1 | | 01/07/22 15:31 | 96-18-4 | |
| 1,2,4-Trimethylbenzene | ND | ug/L | 0.50 | 0.50 | 1 | | 01/07/22 15:31 | 95-63-6 | |
| 1,3,5-Trimethylbenzene | ND | ug/L | 0.50 | 0.33 | 1 | | 01/07/22 15:31 | 108-67-8 | |
| Vinyl chloride | ND | ug/L | 1.0 | 0.39 | 1 | | 01/07/22 15:31 | 75-01-4 | |
| m&p-Xylene | ND | ug/L | 1.0 | 0.71 | 1 | | 01/07/22 15:31 | 179601-23-1 | |
| o-Xylene | ND | ug/L | 0.50 | 0.34 | 1 | | 01/07/22 15:31 | 95-47-6 | |
| ***Surrogates*** | | | | | | | | | |
| 1,2-Dichloroethane-d4 (S) | 97 | % | 70-130 | | 1 | | 01/07/22 15:31 | 17060-07-0 | |
| 4-Bromofluorobenzene (S) | 97 | % | 70-130 | | 1 | | 01/07/22 15:31 | 460-00-4 | |
| Toluene-d8 (S) | 99 | % | 70-130 | | 1 | | 01/07/22 15:31 | 2037-26-5 | |

## REPORT OF LABORATORY ANALYSIS

This report shall not be reproduced, except in full,
without the written consent of Pace Analytical Services, LLC.

**Pace Analytical Services, LLC**
9800 Kincey Ave. Suite 100
Huntersville, NC 28078
(704)875-9092

## ANALYTICAL RESULTS

Project: CPC HUNTERSVILLE
Pace Project No.: 92583376

**Sample: EB-2-20220106** **Lab ID: 92583376021** Collected: 01/06/22 15:30 Received: 01/06/22 17:45 Matrix: Water

| Parameters | Results | Units | Report Limit | MDL | DF | Prepared | Analyzed | CAS No. | Qual |
|---|---|---|---|---|---|---|---|---|---|
| **VPH NC Water** | Analytical Method: MADEP VPH<br>Pace Analytical Services - Charlotte | | | | | | | | |
| Total VPH (C5-C12) | ND | ug/L | 50.0 | 50.0 | 1 | | 01/08/22 18:10 | | N2 |
| Aliphatic (C05-C08) | ND | ug/L | 50.0 | 50.0 | 1 | | 01/08/22 18:10 | | N2 |
| Aliphatic(C09-C12) Adjusted | ND | ug/L | 50.0 | 50.0 | 1 | | 01/08/22 18:10 | | N2 |
| Aromatic (C09-C10) | ND | ug/L | 50.0 | 50.0 | 1 | | 01/08/22 18:10 | | N2 |
| ***Surrogates*** | | | | | | | | | |
| 4-Bromofluorobenzene (FID) (S) | 99 | % | 70-130 | | 1 | | 01/08/22 18:10 | 460-00-4 | |
| 4-Bromofluorobenzene (PID) (S) | 82 | % | 70-130 | | 1 | | 01/08/22 18:10 | 460-00-4 | |
| **6020 MET ICPMS** | Analytical Method: EPA 6020B Preparation Method: EPA 3010A<br>Pace Analytical Services - Asheville | | | | | | | | |
| Lead | ND | ug/L | 5.0 | 0.077 | 1 | 01/08/22 15:27 | 01/10/22 01:27 | 7439-92-1 | |
| **6200B MSV** | Analytical Method: SM 6200B<br>Pace Analytical Services - Charlotte | | | | | | | | |
| Benzene | ND | ug/L | 0.50 | 0.34 | 1 | | 01/07/22 15:50 | 71-43-2 | |
| Bromobenzene | ND | ug/L | 0.50 | 0.29 | 1 | | 01/07/22 15:50 | 108-86-1 | |
| Bromochloromethane | ND | ug/L | 0.50 | 0.47 | 1 | | 01/07/22 15:50 | 74-97-5 | |
| Bromodichloromethane | ND | ug/L | 0.50 | 0.31 | 1 | | 01/07/22 15:50 | 75-27-4 | |
| Bromoform | ND | ug/L | 0.50 | 0.34 | 1 | | 01/07/22 15:50 | 75-25-2 | |
| Bromomethane | ND | ug/L | 5.0 | 1.7 | 1 | | 01/07/22 15:50 | 74-83-9 | |
| n-Butylbenzene | ND | ug/L | 0.50 | 0.49 | 1 | | 01/07/22 15:50 | 104-51-8 | |
| sec-Butylbenzene | ND | ug/L | 0.50 | 0.40 | 1 | | 01/07/22 15:50 | 135-98-8 | |
| tert-Butylbenzene | ND | ug/L | 0.50 | 0.32 | 1 | | 01/07/22 15:50 | 98-06-6 | |
| Carbon tetrachloride | ND | ug/L | 0.50 | 0.33 | 1 | | 01/07/22 15:50 | 56-23-5 | |
| Chlorobenzene | ND | ug/L | 0.50 | 0.28 | 1 | | 01/07/22 15:50 | 108-90-7 | |
| Chloroethane | ND | ug/L | 1.0 | 0.65 | 1 | | 01/07/22 15:50 | 75-00-3 | |
| Chloroform | ND | ug/L | 0.50 | 0.35 | 1 | | 01/07/22 15:50 | 67-66-3 | |
| Chloromethane | ND | ug/L | 1.0 | 0.54 | 1 | | 01/07/22 15:50 | 74-87-3 | |
| 2-Chlorotoluene | ND | ug/L | 0.50 | 0.32 | 1 | | 01/07/22 15:50 | 95-49-8 | |
| 4-Chlorotoluene | ND | ug/L | 0.50 | 0.32 | 1 | | 01/07/22 15:50 | 106-43-4 | |
| 1,2-Dibromo-3-chloropropane | ND | ug/L | 1.0 | 0.34 | 1 | | 01/07/22 15:50 | 96-12-8 | |
| Dibromochloromethane | ND | ug/L | 0.50 | 0.36 | 1 | | 01/07/22 15:50 | 124-48-1 | |
| 1,2-Dibromoethane (EDB) | ND | ug/L | 0.50 | 0.27 | 1 | | 01/07/22 15:50 | 106-93-4 | |
| Dibromomethane | ND | ug/L | 0.50 | 0.39 | 1 | | 01/07/22 15:50 | 74-95-3 | |
| 1,2-Dichlorobenzene | ND | ug/L | 0.50 | 0.34 | 1 | | 01/07/22 15:50 | 95-50-1 | |
| 1,3-Dichlorobenzene | ND | ug/L | 0.50 | 0.34 | 1 | | 01/07/22 15:50 | 541-73-1 | |
| 1,4-Dichlorobenzene | ND | ug/L | 0.50 | 0.33 | 1 | | 01/07/22 15:50 | 106-46-7 | |
| Dichlorodifluoromethane | ND | ug/L | 0.50 | 0.35 | 1 | | 01/07/22 15:50 | 75-71-8 | |
| 1,1-Dichloroethane | ND | ug/L | 0.50 | 0.37 | 1 | | 01/07/22 15:50 | 75-34-3 | |
| 1,2-Dichloroethane | ND | ug/L | 0.50 | 0.32 | 1 | | 01/07/22 15:50 | 107-06-2 | |
| 1,1-Dichloroethene | ND | ug/L | 0.50 | 0.35 | 1 | | 01/07/22 15:50 | 75-35-4 | |
| cis-1,2-Dichloroethene | ND | ug/L | 0.50 | 0.38 | 1 | | 01/07/22 15:50 | 156-59-2 | |
| trans-1,2-Dichloroethene | ND | ug/L | 0.50 | 0.40 | 1 | | 01/07/22 15:50 | 156-60-5 | |
| 1,2-Dichloropropane | ND | ug/L | 0.50 | 0.36 | 1 | | 01/07/22 15:50 | 78-87-5 | |
| 1,3-Dichloropropane | ND | ug/L | 0.50 | 0.28 | 1 | | 01/07/22 15:50 | 142-28-9 | |

## REPORT OF LABORATORY ANALYSIS

This report shall not be reproduced, except in full,
without the written consent of Pace Analytical Services, LLC.

**Pace Analytical Services, LLC**
9800 Kincey Ave. Suite 100
Huntersville, NC 28078
(704)875-9092

## ANALYTICAL RESULTS

Project: CPC HUNTERSVILLE
Pace Project No.: 92583376

**Sample: EB-2-20220106** **Lab ID: 92583376021** Collected: 01/06/22 15:30 Received: 01/06/22 17:45 Matrix: Water

| Parameters | Results | Units | Report Limit | MDL | DF | Prepared | Analyzed | CAS No. | Qual |
|---|---|---|---|---|---|---|---|---|---|
| **6200B MSV** | Analytical Method: SM 6200B<br>Pace Analytical Services - Charlotte | | | | | | | | |
| 2,2-Dichloropropane | ND | ug/L | 0.50 | 0.39 | 1 | | 01/07/22 15:50 | 594-20-7 | |
| 1,1-Dichloropropene | ND | ug/L | 0.50 | 0.43 | 1 | | 01/07/22 15:50 | 563-58-6 | |
| cis-1,3-Dichloropropene | ND | ug/L | 0.50 | 0.36 | 1 | | 01/07/22 15:50 | 10061-01-5 | |
| trans-1,3-Dichloropropene | ND | ug/L | 0.50 | 0.36 | 1 | | 01/07/22 15:50 | 10061-02-6 | |
| Diisopropyl ether | ND | ug/L | 0.50 | 0.31 | 1 | | 01/07/22 15:50 | 108-20-3 | |
| Ethylbenzene | ND | ug/L | 0.50 | 0.30 | 1 | | 01/07/22 15:50 | 100-41-4 | |
| Hexachloro-1,3-butadiene | ND | ug/L | 2.0 | 1.5 | 1 | | 01/07/22 15:50 | 87-68-3 | |
| Isopropylbenzene (Cumene) | ND | ug/L | 0.50 | 0.33 | 1 | | 01/07/22 15:50 | 98-82-8 | |
| Methylene Chloride | ND | ug/L | 2.0 | 2.0 | 1 | | 01/07/22 15:50 | 75-09-2 | |
| Methyl-tert-butyl ether | ND | ug/L | 0.50 | 0.42 | 1 | | 01/07/22 15:50 | 1634-04-4 | |
| Naphthalene | ND | ug/L | 2.0 | 0.64 | 1 | | 01/07/22 15:50 | 91-20-3 | |
| n-Propylbenzene | ND | ug/L | 0.50 | 0.34 | 1 | | 01/07/22 15:50 | 103-65-1 | |
| Styrene | ND | ug/L | 0.50 | 0.29 | 1 | | 01/07/22 15:50 | 100-42-5 | |
| 1,1,1,2-Tetrachloroethane | ND | ug/L | 0.50 | 0.31 | 1 | | 01/07/22 15:50 | 630-20-6 | |
| 1,1,2,2-Tetrachloroethane | ND | ug/L | 0.50 | 0.22 | 1 | | 01/07/22 15:50 | 79-34-5 | |
| Tetrachloroethene | ND | ug/L | 0.50 | 0.29 | 1 | | 01/07/22 15:50 | 127-18-4 | |
| Toluene | ND | ug/L | 0.50 | 0.48 | 1 | | 01/07/22 15:50 | 108-88-3 | |
| 1,2,3-Trichlorobenzene | ND | ug/L | 2.0 | 0.81 | 1 | | 01/07/22 15:50 | 87-61-6 | |
| 1,2,4-Trichlorobenzene | ND | ug/L | 2.0 | 0.64 | 1 | | 01/07/22 15:50 | 120-82-1 | |
| 1,1,1-Trichloroethane | ND | ug/L | 0.50 | 0.33 | 1 | | 01/07/22 15:50 | 71-55-6 | |
| 1,1,2-Trichloroethane | ND | ug/L | 0.50 | 0.32 | 1 | | 01/07/22 15:50 | 79-00-5 | |
| Trichloroethene | ND | ug/L | 0.50 | 0.38 | 1 | | 01/07/22 15:50 | 79-01-6 | |
| Trichlorofluoromethane | ND | ug/L | 1.0 | 0.30 | 1 | | 01/07/22 15:50 | 75-69-4 | |
| 1,2,3-Trichloropropane | ND | ug/L | 0.50 | 0.26 | 1 | | 01/07/22 15:50 | 96-18-4 | |
| 1,2,4-Trimethylbenzene | ND | ug/L | 0.50 | 0.50 | 1 | | 01/07/22 15:50 | 95-63-6 | |
| 1,3,5-Trimethylbenzene | ND | ug/L | 0.50 | 0.33 | 1 | | 01/07/22 15:50 | 108-67-8 | |
| Vinyl chloride | ND | ug/L | 1.0 | 0.39 | 1 | | 01/07/22 15:50 | 75-01-4 | |
| m&p-Xylene | ND | ug/L | 1.0 | 0.71 | 1 | | 01/07/22 15:50 | 179601-23-1 | |
| o-Xylene | ND | ug/L | 0.50 | 0.34 | 1 | | 01/07/22 15:50 | 95-47-6 | |
| ***Surrogates*** | | | | | | | | | |
| 1,2-Dichloroethane-d4 (S) | 97 | % | 70-130 | | 1 | | 01/07/22 15:50 | 17060-07-0 | |
| 4-Bromofluorobenzene (S) | 94 | % | 70-130 | | 1 | | 01/07/22 15:50 | 460-00-4 | |
| Toluene-d8 (S) | 98 | % | 70-130 | | 1 | | 01/07/22 15:50 | 2037-26-5 | |

## REPORT OF LABORATORY ANALYSIS

This report shall not be reproduced, except in full,
without the written consent of Pace Analytical Services, LLC.

Pace Analytical Services, LLC
9800 Kincey Ave. Suite 100
Huntersville, NC 28078
(704)875-9092

## ANALYTICAL RESULTS

Project: CPC HUNTERSVILLE
Pace Project No.: 92583376

**Sample: TRIP BLANK** **Lab ID: 92583376022** Collected: 01/06/22 00:00 Received: 01/06/22 17:45 Matrix: Water

| Parameters | Results | Units | Report Limit | MDL | DF | Prepared | Analyzed | CAS No. | Qual |
|---|---|---|---|---|---|---|---|---|---|
| **6200B MSV** | Analytical Method: SM 6200B<br>Pace Analytical Services - Charlotte | | | | | | | | |
| Benzene | ND | ug/L | 0.50 | 0.34 | 1 | | 01/07/22 14:36 | 71-43-2 | |
| Bromobenzene | ND | ug/L | 0.50 | 0.29 | 1 | | 01/07/22 14:36 | 108-86-1 | |
| Bromochloromethane | ND | ug/L | 0.50 | 0.47 | 1 | | 01/07/22 14:36 | 74-97-5 | |
| Bromodichloromethane | ND | ug/L | 0.50 | 0.31 | 1 | | 01/07/22 14:36 | 75-27-4 | |
| Bromoform | ND | ug/L | 0.50 | 0.34 | 1 | | 01/07/22 14:36 | 75-25-2 | |
| Bromomethane | ND | ug/L | 5.0 | 1.7 | 1 | | 01/07/22 14:36 | 74-83-9 | |
| n-Butylbenzene | ND | ug/L | 0.50 | 0.49 | 1 | | 01/07/22 14:36 | 104-51-8 | |
| sec-Butylbenzene | ND | ug/L | 0.50 | 0.40 | 1 | | 01/07/22 14:36 | 135-98-8 | |
| tert-Butylbenzene | ND | ug/L | 0.50 | 0.32 | 1 | | 01/07/22 14:36 | 98-06-6 | |
| Carbon tetrachloride | ND | ug/L | 0.50 | 0.33 | 1 | | 01/07/22 14:36 | 56-23-5 | |
| Chlorobenzene | ND | ug/L | 0.50 | 0.28 | 1 | | 01/07/22 14:36 | 108-90-7 | |
| Chloroethane | ND | ug/L | 1.0 | 0.65 | 1 | | 01/07/22 14:36 | 75-00-3 | |
| Chloroform | ND | ug/L | 0.50 | 0.35 | 1 | | 01/07/22 14:36 | 67-66-3 | |
| Chloromethane | ND | ug/L | 1.0 | 0.54 | 1 | | 01/07/22 14:36 | 74-87-3 | |
| 2-Chlorotoluene | ND | ug/L | 0.50 | 0.32 | 1 | | 01/07/22 14:36 | 95-49-8 | |
| 4-Chlorotoluene | ND | ug/L | 0.50 | 0.32 | 1 | | 01/07/22 14:36 | 106-43-4 | |
| 1,2-Dibromo-3-chloropropane | ND | ug/L | 1.0 | 0.34 | 1 | | 01/07/22 14:36 | 96-12-8 | |
| Dibromochloromethane | ND | ug/L | 0.50 | 0.36 | 1 | | 01/07/22 14:36 | 124-48-1 | |
| 1,2-Dibromoethane (EDB) | ND | ug/L | 0.50 | 0.27 | 1 | | 01/07/22 14:36 | 106-93-4 | |
| Dibromomethane | ND | ug/L | 0.50 | 0.39 | 1 | | 01/07/22 14:36 | 74-95-3 | |
| 1,2-Dichlorobenzene | ND | ug/L | 0.50 | 0.34 | 1 | | 01/07/22 14:36 | 95-50-1 | |
| 1,3-Dichlorobenzene | ND | ug/L | 0.50 | 0.34 | 1 | | 01/07/22 14:36 | 541-73-1 | |
| 1,4-Dichlorobenzene | ND | ug/L | 0.50 | 0.33 | 1 | | 01/07/22 14:36 | 106-46-7 | |
| Dichlorodifluoromethane | ND | ug/L | 0.50 | 0.35 | 1 | | 01/07/22 14:36 | 75-71-8 | |
| 1,1-Dichloroethane | ND | ug/L | 0.50 | 0.37 | 1 | | 01/07/22 14:36 | 75-34-3 | |
| 1,2-Dichloroethane | ND | ug/L | 0.50 | 0.32 | 1 | | 01/07/22 14:36 | 107-06-2 | |
| 1,1-Dichloroethene | ND | ug/L | 0.50 | 0.35 | 1 | | 01/07/22 14:36 | 75-35-4 | |
| cis-1,2-Dichloroethene | ND | ug/L | 0.50 | 0.38 | 1 | | 01/07/22 14:36 | 156-59-2 | |
| trans-1,2-Dichloroethene | ND | ug/L | 0.50 | 0.40 | 1 | | 01/07/22 14:36 | 156-60-5 | |
| 1,2-Dichloropropane | ND | ug/L | 0.50 | 0.36 | 1 | | 01/07/22 14:36 | 78-87-5 | |
| 1,3-Dichloropropane | ND | ug/L | 0.50 | 0.28 | 1 | | 01/07/22 14:36 | 142-28-9 | |
| 2,2-Dichloropropane | ND | ug/L | 0.50 | 0.39 | 1 | | 01/07/22 14:36 | 594-20-7 | |
| 1,1-Dichloropropene | ND | ug/L | 0.50 | 0.43 | 1 | | 01/07/22 14:36 | 563-58-6 | |
| cis-1,3-Dichloropropene | ND | ug/L | 0.50 | 0.36 | 1 | | 01/07/22 14:36 | 10061-01-5 | |
| trans-1,3-Dichloropropene | ND | ug/L | 0.50 | 0.36 | 1 | | 01/07/22 14:36 | 10061-02-6 | |
| Diisopropyl ether | ND | ug/L | 0.50 | 0.31 | 1 | | 01/07/22 14:36 | 108-20-3 | |
| Ethylbenzene | ND | ug/L | 0.50 | 0.30 | 1 | | 01/07/22 14:36 | 100-41-4 | |
| Hexachloro-1,3-butadiene | ND | ug/L | 2.0 | 1.5 | 1 | | 01/07/22 14:36 | 87-68-3 | |
| Isopropylbenzene (Cumene) | ND | ug/L | 0.50 | 0.33 | 1 | | 01/07/22 14:36 | 98-82-8 | |
| Methylene Chloride | ND | ug/L | 2.0 | 2.0 | 1 | | 01/07/22 14:36 | 75-09-2 | |
| Methyl-tert-butyl ether | ND | ug/L | 0.50 | 0.42 | 1 | | 01/07/22 14:36 | 1634-04-4 | |
| Naphthalene | ND | ug/L | 2.0 | 0.64 | 1 | | 01/07/22 14:36 | 91-20-3 | |
| n-Propylbenzene | ND | ug/L | 0.50 | 0.34 | 1 | | 01/07/22 14:36 | 103-65-1 | |
| Styrene | ND | ug/L | 0.50 | 0.29 | 1 | | 01/07/22 14:36 | 100-42-5 | |
| 1,1,1,2-Tetrachloroethane | ND | ug/L | 0.50 | 0.31 | 1 | | 01/07/22 14:36 | 630-20-6 | |

## REPORT OF LABORATORY ANALYSIS

This report shall not be reproduced, except in full,
without the written consent of Pace Analytical Services, LLC.

**Pace Analytical Services, LLC**
9800 Kincey Ave. Suite 100
Huntersville, NC 28078
(704)875-9092

## ANALYTICAL RESULTS

Project: CPC HUNTERSVILLE
Pace Project No.: 92583376

**Sample: TRIP BLANK** **Lab ID: 92583376022** Collected: 01/06/22 00:00 Received: 01/06/22 17:45 Matrix: Water

| Parameters | Results | Units | Report Limit | MDL | DF | Prepared | Analyzed | CAS No. | Qual |
|---|---|---|---|---|---|---|---|---|---|
| **6200B MSV** | Analytical Method: SM 6200B<br>Pace Analytical Services - Charlotte | | | | | | | | |
| 1,1,2,2-Tetrachloroethane | ND | ug/L | 0.50 | 0.22 | 1 | | 01/07/22 14:36 | 79-34-5 | |
| Tetrachloroethene | ND | ug/L | 0.50 | 0.29 | 1 | | 01/07/22 14:36 | 127-18-4 | |
| Toluene | ND | ug/L | 0.50 | 0.48 | 1 | | 01/07/22 14:36 | 108-88-3 | |
| 1,2,3-Trichlorobenzene | ND | ug/L | 2.0 | 0.81 | 1 | | 01/07/22 14:36 | 87-61-6 | |
| 1,2,4-Trichlorobenzene | ND | ug/L | 2.0 | 0.64 | 1 | | 01/07/22 14:36 | 120-82-1 | |
| 1,1,1-Trichloroethane | ND | ug/L | 0.50 | 0.33 | 1 | | 01/07/22 14:36 | 71-55-6 | |
| 1,1,2-Trichloroethane | ND | ug/L | 0.50 | 0.32 | 1 | | 01/07/22 14:36 | 79-00-5 | |
| Trichloroethene | ND | ug/L | 0.50 | 0.38 | 1 | | 01/07/22 14:36 | 79-01-6 | |
| Trichlorofluoromethane | ND | ug/L | 1.0 | 0.30 | 1 | | 01/07/22 14:36 | 75-69-4 | |
| 1,2,3-Trichloropropane | ND | ug/L | 0.50 | 0.26 | 1 | | 01/07/22 14:36 | 96-18-4 | |
| 1,2,4-Trimethylbenzene | ND | ug/L | 0.50 | 0.50 | 1 | | 01/07/22 14:36 | 95-63-6 | |
| 1,3,5-Trimethylbenzene | ND | ug/L | 0.50 | 0.33 | 1 | | 01/07/22 14:36 | 108-67-8 | |
| Vinyl chloride | ND | ug/L | 1.0 | 0.39 | 1 | | 01/07/22 14:36 | 75-01-4 | |
| m&p-Xylene | ND | ug/L | 1.0 | 0.71 | 1 | | 01/07/22 14:36 | 179601-23-1 | |
| o-Xylene | ND | ug/L | 0.50 | 0.34 | 1 | | 01/07/22 14:36 | 95-47-6 | |
| ***Surrogates*** | | | | | | | | | |
| 1,2-Dichloroethane-d4 (S) | 97 | % | 70-130 | | 1 | | 01/07/22 14:36 | 17060-07-0 | |
| 4-Bromofluorobenzene (S) | 95 | % | 70-130 | | 1 | | 01/07/22 14:36 | 460-00-4 | |
| Toluene-d8 (S) | 98 | % | 70-130 | | 1 | | 01/07/22 14:36 | 2037-26-5 | |

## REPORT OF LABORATORY ANALYSIS

This report shall not be reproduced, except in full,
without the written consent of Pace Analytical Services, LLC.

**Pace Analytical Services, LLC**
9800 Kincey Ave. Suite 100
Huntersville, NC 28078
(704)875-9092

## ANALYTICAL RESULTS

Project: CPC HUNTERSVILLE
Pace Project No.: 92583376

**Sample: MW-36** **Lab ID: 92583376023** Collected: 01/06/22 16:45 Received: 01/06/22 17:45 Matrix: Water

| Parameters | Results | Units | Report Limit | MDL | DF | Prepared | Analyzed | CAS No. | Qual |
|---|---|---|---|---|---|---|---|---|---|
| **VPH NC Water** | Analytical Method: MADEP VPH<br>Pace Analytical Services - Charlotte | | | | | | | | |
| Total VPH (C5-C12) | ND | ug/L | 50.0 | 50.0 | 1 | | 01/08/22 18:39 | | N2 |
| Aliphatic (C05-C08) | ND | ug/L | 50.0 | 50.0 | 1 | | 01/08/22 18:39 | | N2 |
| Aliphatic(C09-C12) Adjusted | ND | ug/L | 50.0 | 50.0 | 1 | | 01/08/22 18:39 | | N2 |
| Aromatic (C09-C10) | ND | ug/L | 50.0 | 50.0 | 1 | | 01/08/22 18:39 | | N2 |
| ***Surrogates*** | | | | | | | | | |
| 4-Bromofluorobenzene (FID) (S) | 101 | % | 70-130 | | 1 | | 01/08/22 18:39 | 460-00-4 | |
| 4-Bromofluorobenzene (PID) (S) | 84 | % | 70-130 | | 1 | | 01/08/22 18:39 | 460-00-4 | |
| **6020 MET ICPMS** | Analytical Method: EPA 6020B Preparation Method: EPA 3010A<br>Pace Analytical Services - Asheville | | | | | | | | |
| Lead | **1.0J** | ug/L | 5.0 | 0.077 | 1 | 01/08/22 15:27 | 01/10/22 01:31 | 7439-92-1 | |
| **6200B MSV** | Analytical Method: SM 6200B<br>Pace Analytical Services - Charlotte | | | | | | | | |
| Benzene | ND | ug/L | 0.50 | 0.34 | 1 | | 01/07/22 17:21 | 71-43-2 | |
| Bromobenzene | ND | ug/L | 0.50 | 0.29 | 1 | | 01/07/22 17:21 | 108-86-1 | |
| Bromochloromethane | ND | ug/L | 0.50 | 0.47 | 1 | | 01/07/22 17:21 | 74-97-5 | |
| Bromodichloromethane | ND | ug/L | 0.50 | 0.31 | 1 | | 01/07/22 17:21 | 75-27-4 | |
| Bromoform | ND | ug/L | 0.50 | 0.34 | 1 | | 01/07/22 17:21 | 75-25-2 | |
| Bromomethane | ND | ug/L | 5.0 | 1.7 | 1 | | 01/07/22 17:21 | 74-83-9 | |
| n-Butylbenzene | ND | ug/L | 0.50 | 0.49 | 1 | | 01/07/22 17:21 | 104-51-8 | |
| sec-Butylbenzene | ND | ug/L | 0.50 | 0.40 | 1 | | 01/07/22 17:21 | 135-98-8 | |
| tert-Butylbenzene | ND | ug/L | 0.50 | 0.32 | 1 | | 01/07/22 17:21 | 98-06-6 | |
| Carbon tetrachloride | ND | ug/L | 0.50 | 0.33 | 1 | | 01/07/22 17:21 | 56-23-5 | |
| Chlorobenzene | ND | ug/L | 0.50 | 0.28 | 1 | | 01/07/22 17:21 | 108-90-7 | |
| Chloroethane | ND | ug/L | 1.0 | 0.65 | 1 | | 01/07/22 17:21 | 75-00-3 | |
| Chloroform | ND | ug/L | 0.50 | 0.35 | 1 | | 01/07/22 17:21 | 67-66-3 | |
| Chloromethane | ND | ug/L | 1.0 | 0.54 | 1 | | 01/07/22 17:21 | 74-87-3 | |
| 2-Chlorotoluene | ND | ug/L | 0.50 | 0.32 | 1 | | 01/07/22 17:21 | 95-49-8 | |
| 4-Chlorotoluene | ND | ug/L | 0.50 | 0.32 | 1 | | 01/07/22 17:21 | 106-43-4 | |
| 1,2-Dibromo-3-chloropropane | ND | ug/L | 1.0 | 0.34 | 1 | | 01/07/22 17:21 | 96-12-8 | |
| Dibromochloromethane | ND | ug/L | 0.50 | 0.36 | 1 | | 01/07/22 17:21 | 124-48-1 | |
| 1,2-Dibromoethane (EDB) | ND | ug/L | 0.50 | 0.27 | 1 | | 01/07/22 17:21 | 106-93-4 | |
| Dibromomethane | ND | ug/L | 0.50 | 0.39 | 1 | | 01/07/22 17:21 | 74-95-3 | |
| 1,2-Dichlorobenzene | ND | ug/L | 0.50 | 0.34 | 1 | | 01/07/22 17:21 | 95-50-1 | |
| 1,3-Dichlorobenzene | ND | ug/L | 0.50 | 0.34 | 1 | | 01/07/22 17:21 | 541-73-1 | |
| 1,4-Dichlorobenzene | ND | ug/L | 0.50 | 0.33 | 1 | | 01/07/22 17:21 | 106-46-7 | |
| Dichlorodifluoromethane | ND | ug/L | 0.50 | 0.35 | 1 | | 01/07/22 17:21 | 75-71-8 | |
| 1,1-Dichloroethane | ND | ug/L | 0.50 | 0.37 | 1 | | 01/07/22 17:21 | 75-34-3 | |
| 1,2-Dichloroethane | ND | ug/L | 0.50 | 0.32 | 1 | | 01/07/22 17:21 | 107-06-2 | |
| 1,1-Dichloroethene | ND | ug/L | 0.50 | 0.35 | 1 | | 01/07/22 17:21 | 75-35-4 | |
| cis-1,2-Dichloroethene | ND | ug/L | 0.50 | 0.38 | 1 | | 01/07/22 17:21 | 156-59-2 | |
| trans-1,2-Dichloroethene | ND | ug/L | 0.50 | 0.40 | 1 | | 01/07/22 17:21 | 156-60-5 | |
| 1,2-Dichloropropane | ND | ug/L | 0.50 | 0.36 | 1 | | 01/07/22 17:21 | 78-87-5 | |
| 1,3-Dichloropropane | ND | ug/L | 0.50 | 0.28 | 1 | | 01/07/22 17:21 | 142-28-9 | |

## REPORT OF LABORATORY ANALYSIS

This report shall not be reproduced, except in full,
without the written consent of Pace Analytical Services, LLC.

**Pace Analytical Services, LLC**
9800 Kincey Ave. Suite 100
Huntersville, NC 28078
(704)875-9092

## ANALYTICAL RESULTS

Project: CPC HUNTERSVILLE
Pace Project No.: 92583376

**Sample: MW-36** **Lab ID: 92583376023** Collected: 01/06/22 16:45 Received: 01/06/22 17:45 Matrix: Water

| Parameters | Results | Units | Report Limit | MDL | DF | Prepared | Analyzed | CAS No. | Qual |
|---|---|---|---|---|---|---|---|---|---|
| **6200B MSV** | Analytical Method: SM 6200B<br>Pace Analytical Services - Charlotte | | | | | | | | |
| 2,2-Dichloropropane | ND | ug/L | 0.50 | 0.39 | 1 | | 01/07/22 17:21 | 594-20-7 | |
| 1,1-Dichloropropene | ND | ug/L | 0.50 | 0.43 | 1 | | 01/07/22 17:21 | 563-58-6 | |
| cis-1,3-Dichloropropene | ND | ug/L | 0.50 | 0.36 | 1 | | 01/07/22 17:21 | 10061-01-5 | |
| trans-1,3-Dichloropropene | ND | ug/L | 0.50 | 0.36 | 1 | | 01/07/22 17:21 | 10061-02-6 | |
| Diisopropyl ether | ND | ug/L | 0.50 | 0.31 | 1 | | 01/07/22 17:21 | 108-20-3 | |
| Ethylbenzene | ND | ug/L | 0.50 | 0.30 | 1 | | 01/07/22 17:21 | 100-41-4 | |
| Hexachloro-1,3-butadiene | ND | ug/L | 2.0 | 1.5 | 1 | | 01/07/22 17:21 | 87-68-3 | |
| Isopropylbenzene (Cumene) | ND | ug/L | 0.50 | 0.33 | 1 | | 01/07/22 17:21 | 98-82-8 | |
| Methylene Chloride | ND | ug/L | 2.0 | 2.0 | 1 | | 01/07/22 17:21 | 75-09-2 | |
| Methyl-tert-butyl ether | ND | ug/L | 0.50 | 0.42 | 1 | | 01/07/22 17:21 | 1634-04-4 | |
| Naphthalene | ND | ug/L | 2.0 | 0.64 | 1 | | 01/07/22 17:21 | 91-20-3 | |
| n-Propylbenzene | ND | ug/L | 0.50 | 0.34 | 1 | | 01/07/22 17:21 | 103-65-1 | |
| Styrene | ND | ug/L | 0.50 | 0.29 | 1 | | 01/07/22 17:21 | 100-42-5 | |
| 1,1,1,2-Tetrachloroethane | ND | ug/L | 0.50 | 0.31 | 1 | | 01/07/22 17:21 | 630-20-6 | |
| 1,1,2,2-Tetrachloroethane | ND | ug/L | 0.50 | 0.22 | 1 | | 01/07/22 17:21 | 79-34-5 | |
| Tetrachloroethene | ND | ug/L | 0.50 | 0.29 | 1 | | 01/07/22 17:21 | 127-18-4 | |
| Toluene | ND | ug/L | 0.50 | 0.48 | 1 | | 01/07/22 17:21 | 108-88-3 | |
| 1,2,3-Trichlorobenzene | ND | ug/L | 2.0 | 0.81 | 1 | | 01/07/22 17:21 | 87-61-6 | |
| 1,2,4-Trichlorobenzene | ND | ug/L | 2.0 | 0.64 | 1 | | 01/07/22 17:21 | 120-82-1 | |
| 1,1,1-Trichloroethane | ND | ug/L | 0.50 | 0.33 | 1 | | 01/07/22 17:21 | 71-55-6 | |
| 1,1,2-Trichloroethane | ND | ug/L | 0.50 | 0.32 | 1 | | 01/07/22 17:21 | 79-00-5 | |
| Trichloroethene | ND | ug/L | 0.50 | 0.38 | 1 | | 01/07/22 17:21 | 79-01-6 | |
| Trichlorofluoromethane | ND | ug/L | 1.0 | 0.30 | 1 | | 01/07/22 17:21 | 75-69-4 | |
| 1,2,3-Trichloropropane | ND | ug/L | 0.50 | 0.26 | 1 | | 01/07/22 17:21 | 96-18-4 | |
| 1,2,4-Trimethylbenzene | ND | ug/L | 0.50 | 0.50 | 1 | | 01/07/22 17:21 | 95-63-6 | |
| 1,3,5-Trimethylbenzene | ND | ug/L | 0.50 | 0.33 | 1 | | 01/07/22 17:21 | 108-67-8 | |
| Vinyl chloride | ND | ug/L | 1.0 | 0.39 | 1 | | 01/07/22 17:21 | 75-01-4 | |
| m&p-Xylene | ND | ug/L | 1.0 | 0.71 | 1 | | 01/07/22 17:21 | 179601-23-1 | |
| o-Xylene | ND | ug/L | 0.50 | 0.34 | 1 | | 01/07/22 17:21 | 95-47-6 | |
| ***Surrogates*** | | | | | | | | | |
| 1,2-Dichloroethane-d4 (S) | 96 | % | 70-130 | | 1 | | 01/07/22 17:21 | 17060-07-0 | |
| 4-Bromofluorobenzene (S) | 96 | % | 70-130 | | 1 | | 01/07/22 17:21 | 460-00-4 | |
| Toluene-d8 (S) | 99 | % | 70-130 | | 1 | | 01/07/22 17:21 | 2037-26-5 | |

## REPORT OF LABORATORY ANALYSIS

This report shall not be reproduced, except in full,
without the written consent of Pace Analytical Services, LLC.

**Pace Analytical Services, LLC**
9800 Kincey Ave. Suite 100
Huntersville, NC 28078
(704)875-9092

## QUALITY CONTROL DATA

Project: CPC HUNTERSVILLE
Pace Project No.: 92583376

QC Batch: 674551 — Analysis Method: MADEP VPH
QC Batch Method: MADEP VPH — Analysis Description: VPH NC Water
Laboratory: Pace Analytical Services - Charlotte

Associated Lab Samples: 92583376001, 92583376002, 92583376003, 92583376004, 92583376005, 92583376006, 92583376007, 92583376008, 92583376009, 92583376010, 92583376011, 92583376018, 92583376019, 92583376020, 92583376021, 92583376023

METHOD BLANK: 3530608 — Matrix: Water

Associated Lab Samples: 92583376001, 92583376002, 92583376003, 92583376004, 92583376005, 92583376006, 92583376007, 92583376008, 92583376009, 92583376010, 92583376011, 92583376018, 92583376019, 92583376020, 92583376021, 92583376023

| Parameter | Units | Blank Result | Reporting Limit | MDL | Analyzed | Qualifiers |
|---|---|---|---|---|---|---|
| Aliphatic (C05-C08) | ug/L | ND | 50.0 | 50.0 | 01/08/22 15:21 | N2 |
| Aromatic (C09-C10) | ug/L | ND | 50.0 | 50.0 | 01/08/22 15:21 | N2 |
| 4-Bromofluorobenzene (FID) (S) | % | 100 | 70-130 | | 01/08/22 15:21 | |
| 4-Bromofluorobenzene (PID) (S) | % | 83 | 70-130 | | 01/08/22 15:21 | |

LABORATORY CONTROL SAMPLE & LCSD: 3530609 3530610

| Parameter | Units | Spike Conc. | LCS Result | LCSD Result | LCS % Rec | LCSD % Rec | % Rec Limits | RPD | Max RPD | Qualifiers |
|---|---|---|---|---|---|---|---|---|---|---|
| Aliphatic (C05-C08) | ug/L | 300 | 321 | 310 | 107 | 103 | 70-130 | 4 | 25 | N2 |
| Aromatic (C09-C10) | ug/L | 100 | 87.6 | 90.1 | 88 | 90 | 70-130 | 3 | 25 | N2 |
| 4-Bromofluorobenzene (FID) (S) | % | | | | 100 | 101 | 70-130 | | | |
| 4-Bromofluorobenzene (PID) (S) | % | | | | 81 | 81 | 70-130 | | | |

**Results presented on this page are in the units indicated by the "Units" column except where an alternate unit is presented to the right of the result.**

## REPORT OF LABORATORY ANALYSIS

This report shall not be reproduced, except in full,
without the written consent of Pace Analytical Services, LLC.

**Pace Analytical Services, LLC**
9800 Kincey Ave. Suite 100
Huntersville, NC 28078
(704)875-9092

## QUALITY CONTROL DATA

Project: CPC HUNTERSVILLE
Pace Project No.: 92583376

QC Batch: 674581 — Analysis Method: MADEP VPH
QC Batch Method: MADEP VPH — Analysis Description: VPH NC Water
Laboratory: Pace Analytical Services - Charlotte
Associated Lab Samples: 92583376012, 92583376013, 92583376014, 92583376015, 92583376016, 92583376017

METHOD BLANK: 3530745 — Matrix: Water
Associated Lab Samples: 92583376012, 92583376013, 92583376014, 92583376015, 92583376016, 92583376017

| Parameter | Units | Blank Result | Reporting Limit | MDL | Analyzed | Qualifiers |
|---|---|---|---|---|---|---|
| Aliphatic (C05-C08) | ug/L | ND | 50.0 | 50.0 | 01/07/22 16:29 | N2 |
| Aromatic (C09-C10) | ug/L | ND | 50.0 | 50.0 | 01/07/22 16:29 | N2 |
| 4-Bromofluorobenzene (FID) (S) | % | 100 | 70-130 | | 01/07/22 16:29 | |
| 4-Bromofluorobenzene (PID) (S) | % | 82 | 70-130 | | 01/07/22 16:29 | |

LABORATORY CONTROL SAMPLE & LCSD: 3530746 3530747

| Parameter | Units | Spike Conc. | LCS Result | LCSD Result | LCS % Rec | LCSD % Rec | % Rec Limits | RPD | Max RPD | Qualifiers |
|---|---|---|---|---|---|---|---|---|---|---|
| Aliphatic (C05-C08) | ug/L | 300 | 277 | 283 | 92 | 94 | 70-130 | 2 | 25 | N2 |
| Aromatic (C09-C10) | ug/L | 100 | 91.5 | 92.2 | 91 | 92 | 70-130 | 1 | 25 | N2 |
| 4-Bromofluorobenzene (FID) (S) | % | | | | 98 | 101 | 70-130 | | | |
| 4-Bromofluorobenzene (PID) (S) | % | | | | 79 | 82 | 70-130 | | | |

**Results presented on this page are in the units indicated by the "Units" column except where an alternate unit is presented to the right of the result.**

## REPORT OF LABORATORY ANALYSIS

This report shall not be reproduced, except in full,
without the written consent of Pace Analytical Services, LLC.

**Pace Analytical Services, LLC**
9800 Kincey Ave. Suite 100
Huntersville, NC 28078
(704)875-9092

## QUALITY CONTROL DATA

Project: CPC HUNTERSVILLE
Pace Project No.: 92583376

QC Batch: 670629
QC Batch Method: EPA 3010A
Analysis Method: EPA 6020B
Analysis Description: 6020 MET
Laboratory: Pace Analytical Services - Asheville
Associated Lab Samples: 92583376001, 92583376002, 92583376003, 92583376004, 92583376005, 92583376006, 92583376007, 92583376008, 92583376009, 92583376011, 92583376012, 92583376013, 92583376014, 92583376015, 92583376016, 92583376017, 92583376020, 92583376021, 92583376023

METHOD BLANK: 3511767
Matrix: Water
Associated Lab Samples: 92583376001, 92583376002, 92583376003, 92583376004, 92583376005, 92583376006, 92583376007, 92583376008, 92583376009, 92583376011, 92583376012, 92583376013, 92583376014, 92583376015, 92583376016, 92583376017, 92583376020, 92583376021, 92583376023

| Parameter | Units | Blank Result | Reporting Limit | MDL | Analyzed | Qualifiers |
|---|---|---|---|---|---|---|
| Lead | ug/L | ND | 5.0 | 0.077 | 01/10/22 00:26 | |

LABORATORY CONTROL SAMPLE: 3511768

| Parameter | Units | Spike Conc. | LCS Result | LCS % Rec | % Rec Limits | Qualifiers |
|---|---|---|---|---|---|---|
| Lead | ug/L | 50 | 46.9 | 94 | 80-120 | |

MATRIX SPIKE & MATRIX SPIKE DUPLICATE: 3511769 3511770

| Parameter | Units | 92581496001 Result | MS Spike Conc. | MSD Spike Conc. | MS Result | MSD Result | MS % Rec | MSD % Rec | % Rec Limits | RPD | Max RPD | Qual |
|---|---|---|---|---|---|---|---|---|---|---|---|---|
| Lead | ug/L | ND | 50 | 50 | 48.8 | 48.6 | 98 | 97 | 75-125 | 0 | 20 | |

**Results presented on this page are in the units indicated by the "Units" column except where an alternate unit is presented to the right of the result.**

## REPORT OF LABORATORY ANALYSIS

This report shall not be reproduced, except in full,
without the written consent of Pace Analytical Services, LLC.

**Pace Analytical Services, LLC**
9800 Kincey Ave. Suite 100
Huntersville, NC 28078
(704)875-9092

## QUALITY CONTROL DATA

Project: CPC HUNTERSVILLE
Pace Project No.: 92583376

QC Batch: 670702
QC Batch Method: EPA 3010A
Analysis Method: EPA 6020B
Analysis Description: 6020 MET
Laboratory: Pace Analytical Services - Asheville
Associated Lab Samples: 92583376010

METHOD BLANK: 3511938 Matrix: Water
Associated Lab Samples: 92583376010

| Parameter | Units | Blank Result | Reporting Limit | MDL | Analyzed | Qualifiers |
|---|---|---|---|---|---|---|
| Lead | ug/L | ND | 5.0 | 0.077 | 01/10/22 17:36 | |

LABORATORY CONTROL SAMPLE: 3511939

| Parameter | Units | Spike Conc. | LCS Result | LCS % Rec | % Rec Limits | Qualifiers |
|---|---|---|---|---|---|---|
| Lead | ug/L | 50 | 46.2 | 92 | 80-120 | |

MATRIX SPIKE & MATRIX SPIKE DUPLICATE: 3511940 3511941

| Parameter | Units | 92581496023 Result | MS Spike Conc. | MSD Spike Conc. | MS Result | MSD Result | MS % Rec | MSD % Rec | % Rec Limits | RPD | Max RPD | Qual |
|---|---|---|---|---|---|---|---|---|---|---|---|---|
| Lead | ug/L | 0.36J | 50 | 50 | 41.4 | 43.2 | 82 | 86 | 75-125 | 4 | 20 | |

**Results presented on this page are in the units indicated by the "Units" column except where an alternate unit is presented to the right of the result.**

## REPORT OF LABORATORY ANALYSIS

This report shall not be reproduced, except in full,
without the written consent of Pace Analytical Services, LLC.

**Pace Analytical Services, LLC**
9800 Kincey Ave. Suite 100
Huntersville, NC 28078
(704)875-9092

## QUALITY CONTROL DATA

Project: CPC HUNTERSVILLE
Pace Project No.: 92583376

QC Batch: 674487
QC Batch Method: SM 6200B
Analysis Method: SM 6200B
Analysis Description: 6200B MSV
Laboratory: Pace Analytical Services - Charlotte
Associated Lab Samples: 92583376001, 92583376003, 92583376004, 92583376005, 92583376006, 92583376007, 92583376008, 92583376010, 92583376011, 92583376012, 92583376013, 92583376014, 92583376015, 92583376016, 92583376018, 92583376019, 92583376020, 92583376021, 92583376022, 92583376023

METHOD BLANK: 3530380
Matrix: Water
Associated Lab Samples: 92583376001, 92583376003, 92583376004, 92583376005, 92583376006, 92583376007, 92583376008, 92583376010, 92583376011, 92583376012, 92583376013, 92583376014, 92583376015, 92583376016, 92583376018, 92583376019, 92583376020, 92583376021, 92583376022, 92583376023

| Parameter | Units | Blank Result | Reporting Limit | MDL | Analyzed | Qualifiers |
|---|---|---|---|---|---|---|
| 1,1,1,2-Tetrachloroethane | ug/L | ND | 0.50 | 0.31 | 01/07/22 14:18 | |
| 1,1,1-Trichloroethane | ug/L | ND | 0.50 | 0.33 | 01/07/22 14:18 | |
| 1,1,2,2-Tetrachloroethane | ug/L | ND | 0.50 | 0.22 | 01/07/22 14:18 | |
| 1,1,2-Trichloroethane | ug/L | ND | 0.50 | 0.32 | 01/07/22 14:18 | |
| 1,1-Dichloroethane | ug/L | ND | 0.50 | 0.37 | 01/07/22 14:18 | |
| 1,1-Dichloroethene | ug/L | ND | 0.50 | 0.35 | 01/07/22 14:18 | |
| 1,1-Dichloropropene | ug/L | ND | 0.50 | 0.43 | 01/07/22 14:18 | |
| 1,2,3-Trichlorobenzene | ug/L | ND | 2.0 | 0.81 | 01/07/22 14:18 | |
| 1,2,3-Trichloropropane | ug/L | ND | 0.50 | 0.26 | 01/07/22 14:18 | |
| 1,2,4-Trichlorobenzene | ug/L | ND | 2.0 | 0.64 | 01/07/22 14:18 | |
| 1,2,4-Trimethylbenzene | ug/L | ND | 0.50 | 0.50 | 01/07/22 14:18 | |
| 1,2-Dibromo-3-chloropropane | ug/L | ND | 1.0 | 0.34 | 01/07/22 14:18 | |
| 1,2-Dibromoethane (EDB) | ug/L | ND | 0.50 | 0.27 | 01/07/22 14:18 | |
| 1,2-Dichlorobenzene | ug/L | ND | 0.50 | 0.34 | 01/07/22 14:18 | |
| 1,2-Dichloroethane | ug/L | ND | 0.50 | 0.32 | 01/07/22 14:18 | |
| 1,2-Dichloropropane | ug/L | ND | 0.50 | 0.36 | 01/07/22 14:18 | |
| 1,3,5-Trimethylbenzene | ug/L | ND | 0.50 | 0.33 | 01/07/22 14:18 | |
| 1,3-Dichlorobenzene | ug/L | ND | 0.50 | 0.34 | 01/07/22 14:18 | |
| 1,3-Dichloropropane | ug/L | ND | 0.50 | 0.28 | 01/07/22 14:18 | |
| 1,4-Dichlorobenzene | ug/L | ND | 0.50 | 0.33 | 01/07/22 14:18 | |
| 2,2-Dichloropropane | ug/L | ND | 0.50 | 0.39 | 01/07/22 14:18 | |
| 2-Chlorotoluene | ug/L | ND | 0.50 | 0.32 | 01/07/22 14:18 | |
| 4-Chlorotoluene | ug/L | ND | 0.50 | 0.32 | 01/07/22 14:18 | |
| Benzene | ug/L | ND | 0.50 | 0.34 | 01/07/22 14:18 | |
| Bromobenzene | ug/L | ND | 0.50 | 0.29 | 01/07/22 14:18 | |
| Bromochloromethane | ug/L | ND | 0.50 | 0.47 | 01/07/22 14:18 | |
| Bromodichloromethane | ug/L | ND | 0.50 | 0.31 | 01/07/22 14:18 | |
| Bromoform | ug/L | ND | 0.50 | 0.34 | 01/07/22 14:18 | |
| Bromomethane | ug/L | ND | 5.0 | 1.7 | 01/07/22 14:18 | |
| Carbon tetrachloride | ug/L | ND | 0.50 | 0.33 | 01/07/22 14:18 | |
| Chlorobenzene | ug/L | ND | 0.50 | 0.28 | 01/07/22 14:18 | |
| Chloroethane | ug/L | ND | 1.0 | 0.65 | 01/07/22 14:18 | |
| Chloroform | ug/L | ND | 0.50 | 0.35 | 01/07/22 14:18 | |
| Chloromethane | ug/L | ND | 1.0 | 0.54 | 01/07/22 14:18 | |
| cis-1,2-Dichloroethene | ug/L | ND | 0.50 | 0.38 | 01/07/22 14:18 | |
| cis-1,3-Dichloropropene | ug/L | ND | 0.50 | 0.36 | 01/07/22 14:18 | |
| Dibromochloromethane | ug/L | ND | 0.50 | 0.36 | 01/07/22 14:18 | |

**Results presented on this page are in the units indicated by the "Units" column except where an alternate unit is presented to the right of the result.**

## REPORT OF LABORATORY ANALYSIS

This report shall not be reproduced, except in full,
without the written consent of Pace Analytical Services, LLC.

**Pace Analytical Services, LLC**
9800 Kincey Ave. Suite 100
Huntersville, NC 28078
(704)875-9092

## QUALITY CONTROL DATA

Project: CPC HUNTERSVILLE
Pace Project No.: 92583376

METHOD BLANK: 3530380 Matrix: Water

Associated Lab Samples: 92583376001, 92583376003, 92583376004, 92583376005, 92583376006, 92583376007, 92583376008, 92583376010, 92583376011, 92583376012, 92583376013, 92583376014, 92583376015, 92583376016, 92583376018, 92583376019, 92583376020, 92583376021, 92583376022, 92583376023

| Parameter | Units | Blank Result | Reporting Limit | MDL | Analyzed | Qualifiers |
|---|---|---|---|---|---|---|
| Dibromomethane | ug/L | ND | 0.50 | 0.39 | 01/07/22 14:18 | |
| Dichlorodifluoromethane | ug/L | ND | 0.50 | 0.35 | 01/07/22 14:18 | |
| Diisopropyl ether | ug/L | ND | 0.50 | 0.31 | 01/07/22 14:18 | |
| Ethylbenzene | ug/L | ND | 0.50 | 0.30 | 01/07/22 14:18 | |
| Hexachloro-1,3-butadiene | ug/L | ND | 2.0 | 1.5 | 01/07/22 14:18 | |
| Isopropylbenzene (Cumene) | ug/L | ND | 0.50 | 0.33 | 01/07/22 14:18 | |
| m&p-Xylene | ug/L | ND | 1.0 | 0.71 | 01/07/22 14:18 | |
| Methyl-tert-butyl ether | ug/L | ND | 0.50 | 0.42 | 01/07/22 14:18 | |
| Methylene Chloride | ug/L | ND | 2.0 | 2.0 | 01/07/22 14:18 | |
| n-Butylbenzene | ug/L | ND | 0.50 | 0.49 | 01/07/22 14:18 | |
| n-Propylbenzene | ug/L | ND | 0.50 | 0.34 | 01/07/22 14:18 | |
| Naphthalene | ug/L | ND | 2.0 | 0.64 | 01/07/22 14:18 | |
| o-Xylene | ug/L | ND | 0.50 | 0.34 | 01/07/22 14:18 | |
| sec-Butylbenzene | ug/L | ND | 0.50 | 0.40 | 01/07/22 14:18 | |
| Styrene | ug/L | ND | 0.50 | 0.29 | 01/07/22 14:18 | |
| tert-Butylbenzene | ug/L | ND | 0.50 | 0.32 | 01/07/22 14:18 | |
| Tetrachloroethene | ug/L | ND | 0.50 | 0.29 | 01/07/22 14:18 | |
| Toluene | ug/L | ND | 0.50 | 0.48 | 01/07/22 14:18 | |
| trans-1,2-Dichloroethene | ug/L | ND | 0.50 | 0.40 | 01/07/22 14:18 | |
| trans-1,3-Dichloropropene | ug/L | ND | 0.50 | 0.36 | 01/07/22 14:18 | |
| Trichloroethene | ug/L | ND | 0.50 | 0.38 | 01/07/22 14:18 | |
| Trichlorofluoromethane | ug/L | ND | 1.0 | 0.30 | 01/07/22 14:18 | |
| Vinyl chloride | ug/L | ND | 1.0 | 0.39 | 01/07/22 14:18 | |
| 1,2-Dichloroethane-d4 (S) | % | 98 | 70-130 | | 01/07/22 14:18 | |
| 4-Bromofluorobenzene (S) | % | 96 | 70-130 | | 01/07/22 14:18 | |
| Toluene-d8 (S) | % | 98 | 70-130 | | 01/07/22 14:18 | |

LABORATORY CONTROL SAMPLE: 3530381

| Parameter | Units | Spike Conc. | LCS Result | LCS % Rec | % Rec Limits | Qualifiers |
|---|---|---|---|---|---|---|
| 1,1,1,2-Tetrachloroethane | ug/L | 50 | 51.8 | 104 | 60-140 | |
| 1,1,1-Trichloroethane | ug/L | 50 | 46.1 | 92 | 60-140 | |
| 1,1,2,2-Tetrachloroethane | ug/L | 50 | 50.2 | 100 | 60-140 | |
| 1,1,2-Trichloroethane | ug/L | 50 | 49.8 | 100 | 60-140 | |
| 1,1-Dichloroethane | ug/L | 50 | 47.6 | 95 | 60-140 | |
| 1,1-Dichloroethene | ug/L | 50 | 42.4 | 85 | 60-140 | |
| 1,1-Dichloropropene | ug/L | 50 | 46.2 | 92 | 60-140 | |
| 1,2,3-Trichlorobenzene | ug/L | 50 | 56.9 | 114 | 60-140 | |
| 1,2,3-Trichloropropane | ug/L | 50 | 53.5 | 107 | 60-140 | |
| 1,2,4-Trichlorobenzene | ug/L | 50 | 55.9 | 112 | 60-140 | |
| 1,2,4-Trimethylbenzene | ug/L | 50 | 51.2 | 102 | 60-140 | |
| 1,2-Dibromo-3-chloropropane | ug/L | 50 | 57.0 | 114 | 60-140 | |

**Results presented on this page are in the units indicated by the "Units" column except where an alternate unit is presented to the right of the result.**

## REPORT OF LABORATORY ANALYSIS

This report shall not be reproduced, except in full,
without the written consent of Pace Analytical Services, LLC.

**Pace Analytical Services, LLC**
9800 Kincey Ave. Suite 100
Huntersville, NC 28078
(704)875-9092

## QUALITY CONTROL DATA

Project: CPC HUNTERSVILLE
Pace Project No.: 92583376

LABORATORY CONTROL SAMPLE: 3530381

| Parameter | Units | Spike Conc. | LCS Result | LCS % Rec | % Rec Limits | Qualifiers |
|---|---|---|---|---|---|---|
| 1,2-Dibromoethane (EDB) | ug/L | 50 | 50.3 | 101 | 60-140 | |
| 1,2-Dichlorobenzene | ug/L | 50 | 50.1 | 100 | 60-140 | |
| 1,2-Dichloroethane | ug/L | 50 | 46.0 | 92 | 60-140 | |
| 1,2-Dichloropropane | ug/L | 50 | 50.0 | 100 | 60-140 | |
| 1,3,5-Trimethylbenzene | ug/L | 50 | 51.0 | 102 | 60-140 | |
| 1,3-Dichlorobenzene | ug/L | 50 | 50.3 | 101 | 60-140 | |
| 1,3-Dichloropropane | ug/L | 50 | 48.1 | 96 | 60-140 | |
| 1,4-Dichlorobenzene | ug/L | 50 | 48.7 | 97 | 60-140 | |
| 2,2-Dichloropropane | ug/L | 50 | 47.4 | 95 | 60-140 | |
| 2-Chlorotoluene | ug/L | 50 | 47.7 | 95 | 60-140 | |
| 4-Chlorotoluene | ug/L | 50 | 48.0 | 96 | 60-140 | |
| Benzene | ug/L | 50 | 46.8 | 94 | 60-140 | |
| Bromobenzene | ug/L | 50 | 50.4 | 101 | 60-140 | |
| Bromochloromethane | ug/L | 50 | 51.1 | 102 | 60-140 | |
| Bromodichloromethane | ug/L | 50 | 49.9 | 100 | 60-140 | |
| Bromoform | ug/L | 50 | 56.0 | 112 | 60-140 | |
| Bromomethane | ug/L | 50 | 38.5 | 77 | 60-140 | |
| Carbon tetrachloride | ug/L | 50 | 49.5 | 99 | 60-140 | |
| Chlorobenzene | ug/L | 50 | 47.7 | 95 | 60-140 | |
| Chloroethane | ug/L | 50 | 51.1 | 102 | 60-140 | |
| Chloroform | ug/L | 50 | 46.1 | 92 | 60-140 | |
| Chloromethane | ug/L | 50 | 41.4 | 83 | 60-140 | |
| cis-1,2-Dichloroethene | ug/L | 50 | 48.1 | 96 | 60-140 | |
| cis-1,3-Dichloropropene | ug/L | 50 | 51.9 | 104 | 60-140 | |
| Dibromochloromethane | ug/L | 50 | 53.1 | 106 | 60-140 | |
| Dibromomethane | ug/L | 50 | 52.3 | 105 | 60-140 | |
| Dichlorodifluoromethane | ug/L | 50 | 47.4 | 95 | 60-140 | |
| Diisopropyl ether | ug/L | 50 | 47.8 | 96 | 60-140 | |
| Ethylbenzene | ug/L | 50 | 48.1 | 96 | 60-140 | |
| Hexachloro-1,3-butadiene | ug/L | 50 | 56.4 | 113 | 60-140 | |
| Isopropylbenzene (Cumene) | ug/L | 50 | 51.4 | 103 | 60-140 | |
| m&p-Xylene | ug/L | 100 | 97.9 | 98 | 60-140 | |
| Methyl-tert-butyl ether | ug/L | 50 | 46.8 | 94 | 60-140 | |
| Methylene Chloride | ug/L | 50 | 49.8 | 100 | 60-140 | |
| n-Butylbenzene | ug/L | 50 | 54.5 | 109 | 60-140 | |
| n-Propylbenzene | ug/L | 50 | 50.2 | 100 | 60-140 | |
| Naphthalene | ug/L | 50 | 56.5 | 113 | 60-140 | |
| o-Xylene | ug/L | 50 | 50.7 | 101 | 60-140 | |
| sec-Butylbenzene | ug/L | 50 | 50.5 | 101 | 60-140 | |
| Styrene | ug/L | 50 | 52.3 | 105 | 60-140 | |
| tert-Butylbenzene | ug/L | 50 | 41.8 | 84 | 60-140 | |
| Tetrachloroethene | ug/L | 50 | 51.8 | 104 | 60-140 | |
| Toluene | ug/L | 50 | 46.4 | 93 | 60-140 | |
| trans-1,2-Dichloroethene | ug/L | 50 | 48.0 | 96 | 60-140 | |
| trans-1,3-Dichloropropene | ug/L | 50 | 51.9 | 104 | 60-140 | |
| Trichloroethene | ug/L | 50 | 46.5 | 93 | 60-140 | |
| Trichlorofluoromethane | ug/L | 50 | 48.7 | 97 | 60-140 | |

**Results presented on this page are in the units indicated by the "Units" column except where an alternate unit is presented to the right of the result.**

## REPORT OF LABORATORY ANALYSIS

This report shall not be reproduced, except in full,
without the written consent of Pace Analytical Services, LLC.

Pace Analytical Services, LLC
9800 Kincey Ave. Suite 100
Huntersville, NC 28078
(704)875-9092

## QUALITY CONTROL DATA

Project: CPC HUNTERSVILLE
Pace Project No.: 92583376

LABORATORY CONTROL SAMPLE: 3530381

| Parameter | Units | Spike Conc. | LCS Result | LCS % Rec | % Rec Limits | Qualifiers |
|---|---|---|---|---|---|---|
| Vinyl chloride | ug/L | 50 | 47.0 | 94 | 60-140 | |
| 1,2-Dichloroethane-d4 (S) | % | | | 96 | 70-130 | |
| 4-Bromofluorobenzene (S) | % | | | 99 | 70-130 | |
| Toluene-d8 (S) | % | | | 99 | 70-130 | |

MATRIX SPIKE & MATRIX SPIKE DUPLICATE: 3530383 3530384

| Parameter | Units | 92583376012 Result | MS Spike Conc. | MSD Spike Conc. | MS Result | MSD Result | MS % Rec | MSD % Rec | % Rec Limits | RPD | Max RPD | Qual |
|---|---|---|---|---|---|---|---|---|---|---|---|---|
| 1,1,1,2-Tetrachloroethane | ug/L | ND | 20 | 20 | 23.6 | 23.3 | 118 | 116 | 60-140 | 1 | 30 | |
| 1,1,1-Trichloroethane | ug/L | ND | 20 | 20 | 20.2 | 20.2 | 101 | 101 | 60-140 | 0 | 30 | |
| 1,1,2,2-Tetrachloroethane | ug/L | ND | 20 | 20 | 21.8 | 21.5 | 109 | 108 | 60-140 | 1 | 30 | |
| 1,1,2-Trichloroethane | ug/L | ND | 20 | 20 | 21.5 | 21.4 | 108 | 107 | 60-140 | 0 | 30 | |
| 1,1-Dichloroethane | ug/L | ND | 20 | 20 | 19.4 | 19.3 | 97 | 97 | 60-140 | 0 | 30 | |
| 1,1-Dichloroethene | ug/L | ND | 20 | 20 | 15.8 | 15.7 | 79 | 79 | 60-140 | 1 | 30 | |
| 1,1-Dichloropropene | ug/L | ND | 20 | 20 | 19.4 | 19.3 | 97 | 96 | 60-140 | 0 | 30 | |
| 1,2,3-Trichlorobenzene | ug/L | ND | 20 | 20 | 24.2 | 23.6 | 121 | 118 | 60-140 | 2 | 30 | |
| 1,2,3-Trichloropropane | ug/L | ND | 20 | 20 | 23.1 | 22.9 | 116 | 115 | 60-140 | 1 | 30 | |
| 1,2,4-Trichlorobenzene | ug/L | ND | 20 | 20 | 24.9 | 24.4 | 124 | 122 | 60-140 | 2 | 30 | |
| 1,2,4-Trimethylbenzene | ug/L | ND | 20 | 20 | 23.6 | 22.2 | 118 | 111 | 60-140 | 6 | 30 | |
| 1,2-Dibromo-3-chloropropane | ug/L | ND | 20 | 20 | 24.4 | 24.7 | 122 | 124 | 60-140 | 2 | 30 | |
| 1,2-Dibromoethane (EDB) | ug/L | ND | 20 | 20 | 22.0 | 21.8 | 110 | 109 | 60-140 | 1 | 30 | |
| 1,2-Dichlorobenzene | ug/L | ND | 20 | 20 | 22.7 | 22.2 | 113 | 111 | 60-140 | 2 | 30 | |
| 1,2-Dichloroethane | ug/L | ND | 20 | 20 | 19.3 | 19.2 | 96 | 96 | 60-140 | 1 | 30 | |
| 1,2-Dichloropropane | ug/L | ND | 20 | 20 | 21.0 | 20.6 | 105 | 103 | 60-140 | 2 | 30 | |
| 1,3,5-Trimethylbenzene | ug/L | ND | 20 | 20 | 23.0 | 22.4 | 115 | 112 | 60-140 | 3 | 30 | |
| 1,3-Dichlorobenzene | ug/L | ND | 20 | 20 | 22.9 | 22.4 | 114 | 112 | 60-140 | 2 | 30 | |
| 1,3-Dichloropropane | ug/L | ND | 20 | 20 | 20.9 | 20.9 | 104 | 104 | 60-140 | 0 | 30 | |
| 1,4-Dichlorobenzene | ug/L | ND | 20 | 20 | 22.3 | 21.6 | 111 | 108 | 60-140 | 3 | 30 | |
| 2,2-Dichloropropane | ug/L | ND | 20 | 20 | 20.3 | 19.8 | 101 | 99 | 60-140 | 3 | 30 | |
| 2-Chlorotoluene | ug/L | ND | 20 | 20 | 22.8 | 21.7 | 114 | 108 | 60-140 | 5 | 30 | |
| 4-Chlorotoluene | ug/L | ND | 20 | 20 | 22.5 | 21.7 | 113 | 109 | 60-140 | 4 | 30 | |
| Benzene | ug/L | ND | 20 | 20 | 19.7 | 19.3 | 98 | 97 | 60-140 | 2 | 30 | |
| Bromobenzene | ug/L | ND | 20 | 20 | 23.8 | 23.0 | 119 | 115 | 60-140 | 3 | 30 | |
| Bromochloromethane | ug/L | ND | 20 | 20 | 21.8 | 21.9 | 109 | 110 | 60-140 | 1 | 30 | |
| Bromodichloromethane | ug/L | ND | 20 | 20 | 21.8 | 21.6 | 109 | 108 | 60-140 | 1 | 30 | |
| Bromoform | ug/L | ND | 20 | 20 | 24.6 | 24.2 | 123 | 121 | 60-140 | 1 | 30 | |
| Bromomethane | ug/L | ND | 20 | 20 | 13.0 | 13.0 | 65 | 65 | 60-140 | 0 | 30 | |
| Carbon tetrachloride | ug/L | ND | 20 | 20 | 21.3 | 21.3 | 107 | 106 | 60-140 | 0 | 30 | |
| Chlorobenzene | ug/L | ND | 20 | 20 | 22.0 | 21.2 | 110 | 106 | 60-140 | 4 | 30 | |
| Chloroethane | ug/L | ND | 20 | 20 | 16.9 | 16.0 | 84 | 80 | 60-140 | 5 | 30 | |
| Chloroform | ug/L | ND | 20 | 20 | 19.7 | 19.7 | 98 | 99 | 60-140 | 0 | 30 | |
| Chloromethane | ug/L | ND | 20 | 20 | 12.7 | 12.8 | 63 | 64 | 60-140 | 1 | 30 | |
| cis-1,2-Dichloroethene | ug/L | ND | 20 | 20 | 20.1 | 19.6 | 101 | 98 | 60-140 | 3 | 30 | |

**Results presented on this page are in the units indicated by the "Units" column except where an alternate unit is presented to the right of the result.**

## REPORT OF LABORATORY ANALYSIS

This report shall not be reproduced, except in full,
without the written consent of Pace Analytical Services, LLC.

**Pace Analytical Services, LLC**
9800 Kincey Ave. Suite 100
Huntersville, NC 28078
(704)875-9092

## QUALITY CONTROL DATA

Project: CPC HUNTERSVILLE
Pace Project No.: 92583376

MATRIX SPIKE & MATRIX SPIKE DUPLICATE: 3530383 3530384

| Parameter | Units | 92583376012 Result | MS Spike Conc. | MSD Spike Conc. | MS Result | MSD Result | MS % Rec | MSD % Rec | % Rec Limits | RPD | Max RPD | Qual |
|---|---|---|---|---|---|---|---|---|---|---|---|---|
| cis-1,3-Dichloropropene | ug/L | ND | 20 | 20 | 22.0 | 22.0 | 110 | 110 | 60-140 | 0 | 30 | |
| Dibromochloromethane | ug/L | ND | 20 | 20 | 23.4 | 23.2 | 117 | 116 | 60-140 | 1 | 30 | |
| Dibromomethane | ug/L | ND | 20 | 20 | 23.0 | 22.9 | 115 | 115 | 60-140 | 0 | 30 | |
| Dichlorodifluoromethane | ug/L | ND | 20 | 20 | 9.5 | 9.4 | 47 | 47 | 60-140 | 0 | 30 | M1 |
| Diisopropyl ether | ug/L | ND | 20 | 20 | 19.2 | 19.3 | 96 | 96 | 60-140 | 0 | 30 | |
| Ethylbenzene | ug/L | ND | 20 | 20 | 21.9 | 21.3 | 110 | 107 | 60-140 | 3 | 30 | |
| Hexachloro-1,3-butadiene | ug/L | ND | 20 | 20 | 27.7 | 26.0 | 139 | 130 | 60-140 | 6 | 30 | |
| Isopropylbenzene (Cumene) | ug/L | ND | 20 | 20 | 24.1 | 23.4 | 120 | 117 | 60-140 | 3 | 30 | |
| m&p-Xylene | ug/L | ND | 40 | 40 | 45.3 | 43.8 | 113 | 109 | 60-140 | 3 | 30 | |
| Methyl-tert-butyl ether | ug/L | ND | 20 | 20 | 18.2 | 18.2 | 91 | 91 | 60-140 | 0 | 30 | |
| Methylene Chloride | ug/L | ND | 20 | 20 | 18.5 | 18.2 | 93 | 91 | 60-140 | 2 | 30 | |
| n-Butylbenzene | ug/L | ND | 20 | 20 | 24.2 | 23.7 | 121 | 118 | 60-140 | 2 | 30 | |
| n-Propylbenzene | ug/L | ND | 20 | 20 | 23.0 | 22.4 | 115 | 112 | 60-140 | 3 | 30 | |
| Naphthalene | ug/L | ND | 20 | 20 | 23.1 | 23.2 | 116 | 116 | 60-140 | 0 | 30 | |
| o-Xylene | ug/L | ND | 20 | 20 | 23.5 | 22.2 | 118 | 111 | 60-140 | 6 | 30 | |
| sec-Butylbenzene | ug/L | ND | 20 | 20 | 23.6 | 22.9 | 118 | 114 | 60-140 | 3 | 30 | |
| Styrene | ug/L | ND | 20 | 20 | 23.2 | 22.6 | 116 | 113 | 60-140 | 2 | 30 | |
| tert-Butylbenzene | ug/L | ND | 20 | 20 | 19.4 | 19.2 | 97 | 96 | 60-140 | 1 | 30 | |
| Tetrachloroethene | ug/L | ND | 20 | 20 | 23.9 | 23.4 | 120 | 117 | 60-140 | 2 | 30 | |
| Toluene | ug/L | ND | 20 | 20 | 20.5 | 20.4 | 102 | 102 | 60-140 | 0 | 30 | |
| trans-1,2-Dichloroethene | ug/L | ND | 20 | 20 | 19.3 | 19.2 | 97 | 96 | 60-140 | 1 | 30 | |
| trans-1,3-Dichloropropene | ug/L | ND | 20 | 20 | 22.3 | 22.1 | 111 | 111 | 60-140 | 1 | 30 | |
| Trichloroethene | ug/L | ND | 20 | 20 | 21.1 | 20.8 | 106 | 104 | 60-140 | 1 | 30 | |
| Trichlorofluoromethane | ug/L | ND | 20 | 20 | 14.1 | 13.8 | 71 | 69 | 60-140 | 2 | 30 | |
| Vinyl chloride | ug/L | ND | 20 | 20 | 14.8 | 14.6 | 74 | 73 | 60-140 | 1 | 30 | |
| 1,2-Dichloroethane-d4 (S) | % | | | | | | 90 | 92 | 70-130 | | | |
| 4-Bromofluorobenzene (S) | % | | | | | | 98 | 98 | 70-130 | | | |
| Toluene-d8 (S) | % | | | | | | 97 | 97 | 70-130 | | | |

**Results presented on this page are in the units indicated by the "Units" column except where an alternate unit is presented to the right of the result.**

## REPORT OF LABORATORY ANALYSIS

This report shall not be reproduced, except in full,
without the written consent of Pace Analytical Services, LLC.

Pace Analytical Services, LLC
9800 Kincey Ave. Suite 100
Huntersville, NC 28078
(704)875-9092

## QUALITY CONTROL DATA

Project: CPC HUNTERSVILLE
Pace Project No.: 92583376

QC Batch: 674536
QC Batch Method: SM 6200B
Analysis Method: SM 6200B
Analysis Description: 6200B MSV
Laboratory: Pace Analytical Services - Charlotte
Associated Lab Samples: 92583376009, 92583376017

METHOD BLANK: 3530572 Matrix: Water
Associated Lab Samples: 92583376009, 92583376017

| Parameter | Units | Blank Result | Reporting Limit | MDL | Analyzed | Qualifiers |
|---|---|---|---|---|---|---|
| 1,1,1,2-Tetrachloroethane | ug/L | ND | 0.50 | 0.31 | 01/07/22 13:08 | |
| 1,1,1-Trichloroethane | ug/L | ND | 0.50 | 0.33 | 01/07/22 13:08 | |
| 1,1,2,2-Tetrachloroethane | ug/L | ND | 0.50 | 0.22 | 01/07/22 13:08 | |
| 1,1,2-Trichloroethane | ug/L | ND | 0.50 | 0.32 | 01/07/22 13:08 | |
| 1,1-Dichloroethane | ug/L | ND | 0.50 | 0.37 | 01/07/22 13:08 | |
| 1,1-Dichloroethene | ug/L | ND | 0.50 | 0.35 | 01/07/22 13:08 | |
| 1,1-Dichloropropene | ug/L | ND | 0.50 | 0.43 | 01/07/22 13:08 | |
| 1,2,3-Trichlorobenzene | ug/L | ND | 2.0 | 0.81 | 01/07/22 13:08 | |
| 1,2,3-Trichloropropane | ug/L | ND | 0.50 | 0.26 | 01/07/22 13:08 | |
| 1,2,4-Trichlorobenzene | ug/L | ND | 2.0 | 0.64 | 01/07/22 13:08 | |
| 1,2,4-Trimethylbenzene | ug/L | ND | 0.50 | 0.50 | 01/07/22 13:08 | |
| 1,2-Dibromo-3-chloropropane | ug/L | ND | 1.0 | 0.34 | 01/07/22 13:08 | |
| 1,2-Dibromoethane (EDB) | ug/L | ND | 0.50 | 0.27 | 01/07/22 13:08 | |
| 1,2-Dichlorobenzene | ug/L | ND | 0.50 | 0.34 | 01/07/22 13:08 | |
| 1,2-Dichloroethane | ug/L | ND | 0.50 | 0.32 | 01/07/22 13:08 | |
| 1,2-Dichloropropane | ug/L | ND | 0.50 | 0.36 | 01/07/22 13:08 | |
| 1,3,5-Trimethylbenzene | ug/L | ND | 0.50 | 0.33 | 01/07/22 13:08 | |
| 1,3-Dichlorobenzene | ug/L | ND | 0.50 | 0.34 | 01/07/22 13:08 | |
| 1,3-Dichloropropane | ug/L | ND | 0.50 | 0.28 | 01/07/22 13:08 | |
| 1,4-Dichlorobenzene | ug/L | ND | 0.50 | 0.33 | 01/07/22 13:08 | |
| 2,2-Dichloropropane | ug/L | ND | 0.50 | 0.39 | 01/07/22 13:08 | |
| 2-Chlorotoluene | ug/L | ND | 0.50 | 0.32 | 01/07/22 13:08 | |
| 4-Chlorotoluene | ug/L | ND | 0.50 | 0.32 | 01/07/22 13:08 | |
| Benzene | ug/L | ND | 0.50 | 0.34 | 01/07/22 13:08 | |
| Bromobenzene | ug/L | ND | 0.50 | 0.29 | 01/07/22 13:08 | |
| Bromochloromethane | ug/L | ND | 0.50 | 0.47 | 01/07/22 13:08 | |
| Bromodichloromethane | ug/L | ND | 0.50 | 0.31 | 01/07/22 13:08 | |
| Bromoform | ug/L | ND | 0.50 | 0.34 | 01/07/22 13:08 | |
| Bromomethane | ug/L | ND | 5.0 | 1.7 | 01/07/22 13:08 | |
| Carbon tetrachloride | ug/L | ND | 0.50 | 0.33 | 01/07/22 13:08 | |
| Chlorobenzene | ug/L | ND | 0.50 | 0.28 | 01/07/22 13:08 | |
| Chloroethane | ug/L | ND | 1.0 | 0.65 | 01/07/22 13:08 | |
| Chloroform | ug/L | ND | 0.50 | 0.35 | 01/07/22 13:08 | |
| Chloromethane | ug/L | ND | 1.0 | 0.54 | 01/07/22 13:08 | |
| cis-1,2-Dichloroethene | ug/L | ND | 0.50 | 0.38 | 01/07/22 13:08 | |
| cis-1,3-Dichloropropene | ug/L | ND | 0.50 | 0.36 | 01/07/22 13:08 | |
| Dibromochloromethane | ug/L | ND | 0.50 | 0.36 | 01/07/22 13:08 | |
| Dibromomethane | ug/L | ND | 0.50 | 0.39 | 01/07/22 13:08 | |
| Dichlorodifluoromethane | ug/L | ND | 0.50 | 0.35 | 01/07/22 13:08 | |
| Diisopropyl ether | ug/L | ND | 0.50 | 0.31 | 01/07/22 13:08 | |

**Results presented on this page are in the units indicated by the "Units" column except where an alternate unit is presented to the right of the result.**

## REPORT OF LABORATORY ANALYSIS

This report shall not be reproduced, except in full,
without the written consent of Pace Analytical Services, LLC.

Pace Analytical Services, LLC
9800 Kincey Ave. Suite 100
Huntersville, NC 28078
(704)875-9092

## QUALITY CONTROL DATA

Project: CPC HUNTERSVILLE
Pace Project No.: 92583376

METHOD BLANK: 3530572 Matrix: Water
Associated Lab Samples: 92583376009, 92583376017

| Parameter | Units | Blank Result | Reporting Limit | MDL | Analyzed | Qualifiers |
|---|---|---|---|---|---|---|
| Ethylbenzene | ug/L | ND | 0.50 | 0.30 | 01/07/22 13:08 | |
| Hexachloro-1,3-butadiene | ug/L | ND | 2.0 | 1.5 | 01/07/22 13:08 | |
| Isopropylbenzene (Cumene) | ug/L | ND | 0.50 | 0.33 | 01/07/22 13:08 | |
| m&p-Xylene | ug/L | ND | 1.0 | 0.71 | 01/07/22 13:08 | |
| Methyl-tert-butyl ether | ug/L | ND | 0.50 | 0.42 | 01/07/22 13:08 | |
| Methylene Chloride | ug/L | ND | 2.0 | 2.0 | 01/07/22 13:08 | |
| n-Butylbenzene | ug/L | ND | 0.50 | 0.49 | 01/07/22 13:08 | |
| n-Propylbenzene | ug/L | ND | 0.50 | 0.34 | 01/07/22 13:08 | |
| Naphthalene | ug/L | ND | 2.0 | 0.64 | 01/07/22 13:08 | |
| o-Xylene | ug/L | ND | 0.50 | 0.34 | 01/07/22 13:08 | |
| sec-Butylbenzene | ug/L | ND | 0.50 | 0.40 | 01/07/22 13:08 | |
| Styrene | ug/L | ND | 0.50 | 0.29 | 01/07/22 13:08 | |
| tert-Butylbenzene | ug/L | ND | 0.50 | 0.32 | 01/07/22 13:08 | |
| Tetrachloroethene | ug/L | ND | 0.50 | 0.29 | 01/07/22 13:08 | |
| Toluene | ug/L | ND | 0.50 | 0.48 | 01/07/22 13:08 | |
| trans-1,2-Dichloroethene | ug/L | ND | 0.50 | 0.40 | 01/07/22 13:08 | |
| trans-1,3-Dichloropropene | ug/L | ND | 0.50 | 0.36 | 01/07/22 13:08 | |
| Trichloroethene | ug/L | ND | 0.50 | 0.38 | 01/07/22 13:08 | |
| Trichlorofluoromethane | ug/L | ND | 1.0 | 0.30 | 01/07/22 13:08 | |
| Vinyl chloride | ug/L | ND | 1.0 | 0.39 | 01/07/22 13:08 | |
| 1,2-Dichloroethane-d4 (S) | % | 90 | 70-130 | | 01/07/22 13:08 | |
| 4-Bromofluorobenzene (S) | % | 95 | 70-130 | | 01/07/22 13:08 | |
| Toluene-d8 (S) | % | 102 | 70-130 | | 01/07/22 13:08 | |

LABORATORY CONTROL SAMPLE: 3530573

| Parameter | Units | Spike Conc. | LCS Result | LCS % Rec | % Rec Limits | Qualifiers |
|---|---|---|---|---|---|---|
| 1,1,1,2-Tetrachloroethane | ug/L | 50 | 49.1 | 98 | 60-140 | |
| 1,1,1-Trichloroethane | ug/L | 50 | 45.6 | 91 | 60-140 | |
| 1,1,2,2-Tetrachloroethane | ug/L | 50 | 50.5 | 101 | 60-140 | |
| 1,1,2-Trichloroethane | ug/L | 50 | 57.3 | 115 | 60-140 | |
| 1,1-Dichloroethane | ug/L | 50 | 52.5 | 105 | 60-140 | |
| 1,1-Dichloroethene | ug/L | 50 | 48.3 | 97 | 60-140 | |
| 1,1-Dichloropropene | ug/L | 50 | 47.8 | 96 | 60-140 | |
| 1,2,3-Trichlorobenzene | ug/L | 50 | 47.9 | 96 | 60-140 | |
| 1,2,3-Trichloropropane | ug/L | 50 | 46.0 | 92 | 60-140 | |
| 1,2,4-Trichlorobenzene | ug/L | 50 | 51.6 | 103 | 60-140 | |
| 1,2,4-Trimethylbenzene | ug/L | 50 | 51.6 | 103 | 60-140 | |
| 1,2-Dibromo-3-chloropropane | ug/L | 50 | 42.7 | 85 | 60-140 | |
| 1,2-Dibromoethane (EDB) | ug/L | 50 | 51.7 | 103 | 60-140 | |
| 1,2-Dichlorobenzene | ug/L | 50 | 52.2 | 104 | 60-140 | |
| 1,2-Dichloroethane | ug/L | 50 | 45.0 | 90 | 60-140 | |
| 1,2-Dichloropropane | ug/L | 50 | 52.7 | 105 | 60-140 | |
| 1,3,5-Trimethylbenzene | ug/L | 50 | 51.6 | 103 | 60-140 | |

**Results presented on this page are in the units indicated by the "Units" column except where an alternate unit is presented to the right of the result.**

## REPORT OF LABORATORY ANALYSIS

This report shall not be reproduced, except in full,
without the written consent of Pace Analytical Services, LLC.

**Pace Analytical Services, LLC**
9800 Kincey Ave. Suite 100
Huntersville, NC 28078
(704)875-9092

## QUALITY CONTROL DATA

Project: CPC HUNTERSVILLE
Pace Project No.: 92583376

LABORATORY CONTROL SAMPLE: 3530573

| Parameter | Units | Spike Conc. | LCS Result | LCS % Rec | % Rec Limits | Qualifiers |
|---|---|---|---|---|---|---|
| 1,3-Dichlorobenzene | ug/L | 50 | 51.6 | 103 | 60-140 | |
| 1,3-Dichloropropane | ug/L | 50 | 50.7 | 101 | 60-140 | |
| 1,4-Dichlorobenzene | ug/L | 50 | 51.6 | 103 | 60-140 | |
| 2,2-Dichloropropane | ug/L | 50 | 49.5 | 99 | 60-140 | |
| 2-Chlorotoluene | ug/L | 50 | 51.7 | 103 | 60-140 | |
| 4-Chlorotoluene | ug/L | 50 | 49.8 | 100 | 60-140 | |
| Benzene | ug/L | 50 | 54.4 | 109 | 60-140 | |
| Bromobenzene | ug/L | 50 | 50.3 | 101 | 60-140 | |
| Bromochloromethane | ug/L | 50 | 56.2 | 112 | 60-140 | |
| Bromodichloromethane | ug/L | 50 | 49.7 | 99 | 60-140 | |
| Bromoform | ug/L | 50 | 48.5 | 97 | 60-140 | |
| Bromomethane | ug/L | 50 | 53.6 | 107 | 60-140 | |
| Carbon tetrachloride | ug/L | 50 | 42.9 | 86 | 60-140 | |
| Chlorobenzene | ug/L | 50 | 53.1 | 106 | 60-140 | |
| Chloroethane | ug/L | 50 | 43.5 | 87 | 60-140 | |
| Chloroform | ug/L | 50 | 51.1 | 102 | 60-140 | |
| Chloromethane | ug/L | 50 | 46.6 | 93 | 60-140 | |
| cis-1,2-Dichloroethene | ug/L | 50 | 48.9 | 98 | 60-140 | |
| cis-1,3-Dichloropropene | ug/L | 50 | 51.9 | 104 | 60-140 | |
| Dibromochloromethane | ug/L | 50 | 51.0 | 102 | 60-140 | |
| Dibromomethane | ug/L | 50 | 56.5 | 113 | 60-140 | |
| Dichlorodifluoromethane | ug/L | 50 | 33.1 | 66 | 60-140 | |
| Diisopropyl ether | ug/L | 50 | 48.9 | 98 | 60-140 | |
| Ethylbenzene | ug/L | 50 | 52.2 | 104 | 60-140 | |
| Hexachloro-1,3-butadiene | ug/L | 50 | 42.0 | 84 | 60-140 | |
| Isopropylbenzene (Cumene) | ug/L | 50 | 54.9 | 110 | 60-140 | |
| m&p-Xylene | ug/L | 100 | 105 | 105 | 60-140 | |
| Methyl-tert-butyl ether | ug/L | 50 | 51.7 | 103 | 60-140 | |
| Methylene Chloride | ug/L | 50 | 51.2 | 102 | 60-140 | |
| n-Butylbenzene | ug/L | 50 | 50.5 | 101 | 60-140 | |
| n-Propylbenzene | ug/L | 50 | 50.7 | 101 | 60-140 | |
| Naphthalene | ug/L | 50 | 44.7 | 89 | 60-140 | |
| o-Xylene | ug/L | 50 | 53.1 | 106 | 60-140 | |
| sec-Butylbenzene | ug/L | 50 | 50.4 | 101 | 60-140 | |
| Styrene | ug/L | 50 | 53.1 | 106 | 60-140 | |
| tert-Butylbenzene | ug/L | 50 | 43.1 | 86 | 60-140 | |
| Tetrachloroethene | ug/L | 50 | 47.3 | 95 | 60-140 | |
| Toluene | ug/L | 50 | 55.1 | 110 | 60-140 | |
| trans-1,2-Dichloroethene | ug/L | 50 | 54.3 | 109 | 60-140 | |
| trans-1,3-Dichloropropene | ug/L | 50 | 52.1 | 104 | 60-140 | |
| Trichloroethene | ug/L | 50 | 55.2 | 110 | 60-140 | |
| Trichlorofluoromethane | ug/L | 50 | 37.4 | 75 | 60-140 | |
| Vinyl chloride | ug/L | 50 | 53.2 | 106 | 60-140 | |
| 1,2-Dichloroethane-d4 (S) | % | | | 90 | 70-130 | |
| 4-Bromofluorobenzene (S) | % | | | 99 | 70-130 | |
| Toluene-d8 (S) | % | | | 102 | 70-130 | |

**Results presented on this page are in the units indicated by the "Units" column except where an alternate unit is presented to the right of the result.**

## REPORT OF LABORATORY ANALYSIS

This report shall not be reproduced, except in full,
without the written consent of Pace Analytical Services, LLC.

Pace Analytical Services, LLC
9800 Kincey Ave. Suite 100
Huntersville, NC 28078
(704)875-9092

## QUALITY CONTROL DATA

Project: CPC HUNTERSVILLE
Pace Project No.: 92583376

MATRIX SPIKE & MATRIX SPIKE DUPLICATE: 3530574 3530575

| Parameter | Units | 92583376009 Result | MS Spike Conc. | MSD Spike Conc. | MS Result | MSD Result | MS % Rec | MSD % Rec | % Rec Limits | RPD | Max RPD | Qual |
|---|---|---|---|---|---|---|---|---|---|---|---|---|
| 1,1,1,2-Tetrachloroethane | ug/L | ND | 20 | 20 | 25.3 | 22.4 | 126 | 112 | 60-140 | 12 | 30 | |
| 1,1,1-Trichloroethane | ug/L | ND | 20 | 20 | 23.4 | 21.0 | 117 | 105 | 60-140 | 11 | 30 | |
| 1,1,2,2-Tetrachloroethane | ug/L | ND | 20 | 20 | 22.4 | 20.0 | 112 | 100 | 60-140 | 11 | 30 | |
| 1,1,2-Trichloroethane | ug/L | ND | 20 | 20 | 22.2 | 20.2 | 111 | 101 | 60-140 | 9 | 30 | |
| 1,1-Dichloroethane | ug/L | ND | 20 | 20 | 22.7 | 20.7 | 114 | 104 | 60-140 | 9 | 30 | |
| 1,1-Dichloroethene | ug/L | ND | 20 | 20 | 19.0 | 17.2 | 95 | 86 | 60-140 | 10 | 30 | |
| 1,1-Dichloropropene | ug/L | ND | 20 | 20 | 22.7 | 19.9 | 113 | 100 | 60-140 | 13 | 30 | |
| 1,2,3-Trichlorobenzene | ug/L | ND | 20 | 20 | 24.3 | 20.9 | 121 | 105 | 60-140 | 15 | 30 | |
| 1,2,3-Trichloropropane | ug/L | ND | 20 | 20 | 24.1 | 21.8 | 120 | 109 | 60-140 | 10 | 30 | |
| 1,2,4-Trichlorobenzene | ug/L | ND | 20 | 20 | 25.5 | 22.2 | 128 | 111 | 60-140 | 14 | 30 | |
| 1,2,4-Trimethylbenzene | ug/L | ND | 20 | 20 | 25.3 | 22.7 | 127 | 114 | 60-140 | 11 | 30 | |
| 1,2-Dibromo-3-chloropropane | ug/L | ND | 20 | 20 | 27.5 | 24.4 | 138 | 122 | 60-140 | 12 | 30 | |
| 1,2-Dibromoethane (EDB) | ug/L | ND | 20 | 20 | 23.4 | 20.6 | 117 | 103 | 60-140 | 13 | 30 | |
| 1,2-Dichlorobenzene | ug/L | ND | 20 | 20 | 24.3 | 21.5 | 122 | 108 | 60-140 | 12 | 30 | |
| 1,2-Dichloroethane | ug/L | ND | 20 | 20 | 20.9 | 18.9 | 104 | 94 | 60-140 | 10 | 30 | |
| 1,2-Dichloropropane | ug/L | ND | 20 | 20 | 23.2 | 21.0 | 116 | 105 | 60-140 | 10 | 30 | |
| 1,3,5-Trimethylbenzene | ug/L | ND | 20 | 20 | 25.3 | 22.5 | 126 | 113 | 60-140 | 12 | 30 | |
| 1,3-Dichlorobenzene | ug/L | ND | 20 | 20 | 25.4 | 22.2 | 127 | 111 | 60-140 | 14 | 30 | |
| 1,3-Dichloropropane | ug/L | ND | 20 | 20 | 22.3 | 20.1 | 112 | 100 | 60-140 | 11 | 30 | |
| 1,4-Dichlorobenzene | ug/L | ND | 20 | 20 | 23.9 | 21.2 | 119 | 106 | 60-140 | 12 | 30 | |
| 2,2-Dichloropropane | ug/L | ND | 20 | 20 | 23.5 | 20.9 | 117 | 104 | 60-140 | 12 | 30 | |
| 2-Chlorotoluene | ug/L | ND | 20 | 20 | 24.6 | 21.7 | 123 | 109 | 60-140 | 13 | 30 | |
| 4-Chlorotoluene | ug/L | ND | 20 | 20 | 25.0 | 21.9 | 125 | 109 | 60-140 | 13 | 30 | |
| Benzene | ug/L | 2.7 | 20 | 20 | 25.1 | 22.9 | 112 | 101 | 60-140 | 9 | 30 | |
| Bromobenzene | ug/L | ND | 20 | 20 | 25.8 | 22.5 | 129 | 113 | 60-140 | 13 | 30 | |
| Bromochloromethane | ug/L | ND | 20 | 20 | 24.2 | 22.4 | 121 | 112 | 60-140 | 8 | 30 | |
| Bromodichloromethane | ug/L | ND | 20 | 20 | 23.7 | 21.0 | 118 | 105 | 60-140 | 12 | 30 | |
| Bromoform | ug/L | ND | 20 | 20 | 25.7 | 23.0 | 128 | 115 | 60-140 | 11 | 30 | |
| Bromomethane | ug/L | ND | 20 | 20 | 15.5 | 13.7 | 78 | 69 | 60-140 | 12 | 30 | |
| Carbon tetrachloride | ug/L | ND | 20 | 20 | 25.0 | 22.4 | 125 | 112 | 60-140 | 11 | 30 | |
| Chlorobenzene | ug/L | ND | 20 | 20 | 23.8 | 21.2 | 119 | 106 | 60-140 | 11 | 30 | |
| Chloroethane | ug/L | ND | 20 | 20 | 18.9 | 17.0 | 95 | 85 | 60-140 | 11 | 30 | |
| Chloroform | ug/L | 0.83 | 20 | 20 | 22.9 | 21.4 | 110 | 103 | 60-140 | 7 | 30 | |
| Chloromethane | ug/L | ND | 20 | 20 | 12.6 | 11.0 | 63 | 55 | 60-140 | 14 | 30 | M1 |
| cis-1,2-Dichloroethene | ug/L | ND | 20 | 20 | 22.9 | 20.8 | 115 | 104 | 60-140 | 10 | 30 | |
| cis-1,3-Dichloropropene | ug/L | ND | 20 | 20 | 23.7 | 21.0 | 118 | 105 | 60-140 | 12 | 30 | |
| Dibromochloromethane | ug/L | ND | 20 | 20 | 25.2 | 22.4 | 126 | 112 | 60-140 | 12 | 30 | |
| Dibromomethane | ug/L | ND | 20 | 20 | 25.0 | 22.8 | 125 | 114 | 60-140 | 9 | 30 | |
| Dichlorodifluoromethane | ug/L | ND | 20 | 20 | 5.1 | 4.4 | 25 | 22 | 60-140 | 14 | 30 | M1 |
| Diisopropyl ether | ug/L | 2.5 | 20 | 20 | 24.0 | 22.1 | 107 | 98 | 60-140 | 8 | 30 | |
| Ethylbenzene | ug/L | ND | 20 | 20 | 24.6 | 22.0 | 123 | 110 | 60-140 | 11 | 30 | |
| Hexachloro-1,3-butadiene | ug/L | ND | 20 | 20 | 30.6 | 25.0 | 153 | 125 | 60-140 | 20 | 30 | M1 |
| Isopropylbenzene (Cumene) | ug/L | ND | 20 | 20 | 26.2 | 23.1 | 131 | 116 | 60-140 | 12 | 30 | |
| m&p-Xylene | ug/L | 1.3 | 40 | 40 | 51.6 | 45.9 | 126 | 112 | 60-140 | 12 | 30 | |

**Results presented on this page are in the units indicated by the "Units" column except where an alternate unit is presented to the right of the result.**

## REPORT OF LABORATORY ANALYSIS

This report shall not be reproduced, except in full,
without the written consent of Pace Analytical Services, LLC.

**Pace Analytical Services, LLC**
9800 Kincey Ave. Suite 100
Huntersville, NC 28078
(704)875-9092

## QUALITY CONTROL DATA

Project: CPC HUNTERSVILLE
Pace Project No.: 92583376

MATRIX SPIKE & MATRIX SPIKE DUPLICATE: 3530574 3530575

| Parameter | Units | 92583376009 Result | MS Spike Conc. | MSD Spike Conc. | MS Result | MSD Result | MS % Rec | MSD % Rec | % Rec Limits | RPD | Max RPD | Qual |
|---|---|---|---|---|---|---|---|---|---|---|---|---|
| Methyl-tert-butyl ether | ug/L | 1.2 | 20 | 20 | 20.4 | 18.9 | 96 | 88 | 60-140 | 8 | 30 | |
| Methylene Chloride | ug/L | ND | 20 | 20 | 21.6 | 20.2 | 108 | 101 | 60-140 | 7 | 30 | |
| n-Butylbenzene | ug/L | ND | 20 | 20 | 27.0 | 22.6 | 135 | 113 | 60-140 | 18 | 30 | |
| n-Propylbenzene | ug/L | ND | 20 | 20 | 25.5 | 22.5 | 128 | 113 | 60-140 | 13 | 30 | |
| Naphthalene | ug/L | ND | 20 | 20 | 24.5 | 21.0 | 123 | 105 | 60-140 | 15 | 30 | |
| o-Xylene | ug/L | 0.76 | 20 | 20 | 26.3 | 23.2 | 128 | 112 | 60-140 | 13 | 30 | |
| sec-Butylbenzene | ug/L | ND | 20 | 20 | 25.7 | 22.4 | 128 | 112 | 60-140 | 14 | 30 | |
| Styrene | ug/L | ND | 20 | 20 | 24.6 | 22.5 | 123 | 112 | 60-140 | 9 | 30 | |
| tert-Butylbenzene | ug/L | ND | 20 | 20 | 21.8 | 18.9 | 109 | 94 | 60-140 | 15 | 30 | |
| Tetrachloroethene | ug/L | ND | 20 | 20 | 27.0 | 24.2 | 135 | 121 | 60-140 | 11 | 30 | |
| Toluene | ug/L | 4.9 | 20 | 20 | 26.6 | 24.3 | 108 | 97 | 60-140 | 9 | 30 | |
| trans-1,2-Dichloroethene | ug/L | ND | 20 | 20 | 23.3 | 20.6 | 117 | 103 | 60-140 | 12 | 30 | |
| trans-1,3-Dichloropropene | ug/L | ND | 20 | 20 | 23.5 | 20.8 | 118 | 104 | 60-140 | 12 | 30 | |
| Trichloroethene | ug/L | ND | 20 | 20 | 24.1 | 21.7 | 121 | 108 | 60-140 | 11 | 30 | |
| Trichlorofluoromethane | ug/L | ND | 20 | 20 | 16.3 | 14.4 | 81 | 72 | 60-140 | 12 | 30 | |
| Vinyl chloride | ug/L | ND | 20 | 20 | 15.3 | 13.6 | 77 | 68 | 60-140 | 12 | 30 | |
| 1,2-Dichloroethane-d4 (S) | % | | | | | | 87 | 87 | 70-130 | | | |
| 4-Bromofluorobenzene (S) | % | | | | | | 98 | 99 | 70-130 | | | |
| Toluene-d8 (S) | % | | | | | | 96 | 97 | 70-130 | | | |

**Results presented on this page are in the units indicated by the "Units" column except where an alternate unit is presented to the right of the result.**

## REPORT OF LABORATORY ANALYSIS

This report shall not be reproduced, except in full,
without the written consent of Pace Analytical Services, LLC.

Pace Analytical Services, LLC
9800 Kincey Ave. Suite 100
Huntersville, NC 28078
(704)875-9092

## QUALITY CONTROL DATA

Project: CPC HUNTERSVILLE
Pace Project No.: 92583376

QC Batch: 674542
QC Batch Method: SM 6200B
Analysis Method: SM 6200B
Analysis Description: 6200B MSV
Laboratory: Pace Analytical Services - Charlotte

Associated Lab Samples: 92583376002

METHOD BLANK: 3530585 Matrix: Water
Associated Lab Samples: 92583376002

| Parameter | Units | Blank Result | Reporting Limit | MDL | Analyzed | Qualifiers |
|---|---|---|---|---|---|---|
| 1,1,1,2-Tetrachloroethane | ug/L | ND | 0.50 | 0.31 | 01/11/22 12:03 | |
| 1,1,1-Trichloroethane | ug/L | ND | 0.50 | 0.33 | 01/11/22 12:03 | |
| 1,1,2,2-Tetrachloroethane | ug/L | ND | 0.50 | 0.22 | 01/11/22 12:03 | |
| 1,1,2-Trichloroethane | ug/L | ND | 0.50 | 0.32 | 01/11/22 12:03 | |
| 1,1-Dichloroethane | ug/L | ND | 0.50 | 0.37 | 01/11/22 12:03 | |
| 1,1-Dichloroethene | ug/L | ND | 0.50 | 0.35 | 01/11/22 12:03 | |
| 1,1-Dichloropropene | ug/L | ND | 0.50 | 0.43 | 01/11/22 12:03 | |
| 1,2,3-Trichlorobenzene | ug/L | ND | 2.0 | 0.81 | 01/11/22 12:03 | |
| 1,2,3-Trichloropropane | ug/L | ND | 0.50 | 0.26 | 01/11/22 12:03 | |
| 1,2,4-Trichlorobenzene | ug/L | ND | 2.0 | 0.64 | 01/11/22 12:03 | |
| 1,2,4-Trimethylbenzene | ug/L | ND | 0.50 | 0.50 | 01/11/22 12:03 | |
| 1,2-Dibromo-3-chloropropane | ug/L | ND | 1.0 | 0.34 | 01/11/22 12:03 | |
| 1,2-Dibromoethane (EDB) | ug/L | ND | 0.50 | 0.27 | 01/11/22 12:03 | |
| 1,2-Dichlorobenzene | ug/L | ND | 0.50 | 0.34 | 01/11/22 12:03 | |
| 1,2-Dichloroethane | ug/L | ND | 0.50 | 0.32 | 01/11/22 12:03 | |
| 1,2-Dichloropropane | ug/L | ND | 0.50 | 0.36 | 01/11/22 12:03 | |
| 1,3,5-Trimethylbenzene | ug/L | ND | 0.50 | 0.33 | 01/11/22 12:03 | |
| 1,3-Dichlorobenzene | ug/L | ND | 0.50 | 0.34 | 01/11/22 12:03 | |
| 1,3-Dichloropropane | ug/L | ND | 0.50 | 0.28 | 01/11/22 12:03 | |
| 1,4-Dichlorobenzene | ug/L | ND | 0.50 | 0.33 | 01/11/22 12:03 | |
| 2,2-Dichloropropane | ug/L | ND | 0.50 | 0.39 | 01/11/22 12:03 | |
| 2-Chlorotoluene | ug/L | ND | 0.50 | 0.32 | 01/11/22 12:03 | |
| 4-Chlorotoluene | ug/L | ND | 0.50 | 0.32 | 01/11/22 12:03 | |
| Benzene | ug/L | ND | 0.50 | 0.34 | 01/11/22 12:03 | |
| Bromobenzene | ug/L | ND | 0.50 | 0.29 | 01/11/22 12:03 | |
| Bromochloromethane | ug/L | ND | 0.50 | 0.47 | 01/11/22 12:03 | |
| Bromodichloromethane | ug/L | ND | 0.50 | 0.31 | 01/11/22 12:03 | |
| Bromoform | ug/L | ND | 0.50 | 0.34 | 01/11/22 12:03 | |
| Bromomethane | ug/L | ND | 5.0 | 1.7 | 01/11/22 12:03 | |
| Carbon tetrachloride | ug/L | ND | 0.50 | 0.33 | 01/11/22 12:03 | |
| Chlorobenzene | ug/L | ND | 0.50 | 0.28 | 01/11/22 12:03 | |
| Chloroethane | ug/L | ND | 1.0 | 0.65 | 01/11/22 12:03 | |
| Chloroform | ug/L | ND | 0.50 | 0.35 | 01/11/22 12:03 | |
| Chloromethane | ug/L | ND | 1.0 | 0.54 | 01/11/22 12:03 | |
| cis-1,2-Dichloroethene | ug/L | ND | 0.50 | 0.38 | 01/11/22 12:03 | |
| cis-1,3-Dichloropropene | ug/L | ND | 0.50 | 0.36 | 01/11/22 12:03 | |
| Dibromochloromethane | ug/L | ND | 0.50 | 0.36 | 01/11/22 12:03 | |
| Dibromomethane | ug/L | ND | 0.50 | 0.39 | 01/11/22 12:03 | |
| Dichlorodifluoromethane | ug/L | ND | 0.50 | 0.35 | 01/11/22 12:03 | |
| Diisopropyl ether | ug/L | ND | 0.50 | 0.31 | 01/11/22 12:03 | |

**Results presented on this page are in the units indicated by the "Units" column except where an alternate unit is presented to the right of the result.**

## REPORT OF LABORATORY ANALYSIS

This report shall not be reproduced, except in full,
without the written consent of Pace Analytical Services, LLC.

**Pace Analytical Services, LLC**
9800 Kincey Ave. Suite 100
Huntersville, NC 28078
(704)875-9092

## QUALITY CONTROL DATA

Project: CPC HUNTERSVILLE
Pace Project No.: 92583376

METHOD BLANK: 3530585 Matrix: Water
Associated Lab Samples: 92583376002

| Parameter | Units | Blank Result | Reporting Limit | MDL | Analyzed | Qualifiers |
|---|---|---|---|---|---|---|
| Ethylbenzene | ug/L | ND | 0.50 | 0.30 | 01/11/22 12:03 | |
| Hexachloro-1,3-butadiene | ug/L | ND | 2.0 | 1.5 | 01/11/22 12:03 | |
| Isopropylbenzene (Cumene) | ug/L | ND | 0.50 | 0.33 | 01/11/22 12:03 | |
| m&p-Xylene | ug/L | ND | 1.0 | 0.71 | 01/11/22 12:03 | |
| Methyl-tert-butyl ether | ug/L | ND | 0.50 | 0.42 | 01/11/22 12:03 | |
| Methylene Chloride | ug/L | ND | 2.0 | 2.0 | 01/11/22 12:03 | |
| n-Butylbenzene | ug/L | ND | 0.50 | 0.49 | 01/11/22 12:03 | |
| n-Propylbenzene | ug/L | ND | 0.50 | 0.34 | 01/11/22 12:03 | |
| Naphthalene | ug/L | ND | 2.0 | 0.64 | 01/11/22 12:03 | |
| o-Xylene | ug/L | ND | 0.50 | 0.34 | 01/11/22 12:03 | |
| sec-Butylbenzene | ug/L | ND | 0.50 | 0.40 | 01/11/22 12:03 | |
| Styrene | ug/L | ND | 0.50 | 0.29 | 01/11/22 12:03 | |
| tert-Butylbenzene | ug/L | ND | 0.50 | 0.32 | 01/11/22 12:03 | |
| Tetrachloroethene | ug/L | ND | 0.50 | 0.29 | 01/11/22 12:03 | |
| Toluene | ug/L | ND | 0.50 | 0.48 | 01/11/22 12:03 | |
| trans-1,2-Dichloroethene | ug/L | ND | 0.50 | 0.40 | 01/11/22 12:03 | |
| trans-1,3-Dichloropropene | ug/L | ND | 0.50 | 0.36 | 01/11/22 12:03 | |
| Trichloroethene | ug/L | ND | 0.50 | 0.38 | 01/11/22 12:03 | |
| Trichlorofluoromethane | ug/L | ND | 1.0 | 0.30 | 01/11/22 12:03 | |
| Vinyl chloride | ug/L | ND | 1.0 | 0.39 | 01/11/22 12:03 | |
| 1,2-Dichloroethane-d4 (S) | % | 91 | 70-130 | | 01/11/22 12:03 | |
| 4-Bromofluorobenzene (S) | % | 98 | 70-130 | | 01/11/22 12:03 | |
| Toluene-d8 (S) | % | 98 | 70-130 | | 01/11/22 12:03 | |

LABORATORY CONTROL SAMPLE: 3530586

| Parameter | Units | Spike Conc. | LCS Result | LCS % Rec | % Rec Limits | Qualifiers |
|---|---|---|---|---|---|---|
| 1,1,1,2-Tetrachloroethane | ug/L | 50 | 54.1 | 108 | 60-140 | |
| 1,1,1-Trichloroethane | ug/L | 50 | 47.0 | 94 | 60-140 | |
| 1,1,2,2-Tetrachloroethane | ug/L | 50 | 51.2 | 102 | 60-140 | |
| 1,1,2-Trichloroethane | ug/L | 50 | 52.4 | 105 | 60-140 | |
| 1,1-Dichloroethane | ug/L | 50 | 47.0 | 94 | 60-140 | |
| 1,1-Dichloroethene | ug/L | 50 | 39.9 | 80 | 60-140 | |
| 1,1-Dichloropropene | ug/L | 50 | 45.3 | 91 | 60-140 | |
| 1,2,3-Trichlorobenzene | ug/L | 50 | 61.4 | 123 | 60-140 | |
| 1,2,3-Trichloropropane | ug/L | 50 | 54.6 | 109 | 60-140 | |
| 1,2,4-Trichlorobenzene | ug/L | 50 | 61.0 | 122 | 60-140 | |
| 1,2,4-Trimethylbenzene | ug/L | 50 | 52.6 | 105 | 60-140 | |
| 1,2-Dibromo-3-chloropropane | ug/L | 50 | 61.1 | 122 | 60-140 | |
| 1,2-Dibromoethane (EDB) | ug/L | 50 | 52.8 | 106 | 60-140 | |
| 1,2-Dichlorobenzene | ug/L | 50 | 53.4 | 107 | 60-140 | |
| 1,2-Dichloroethane | ug/L | 50 | 45.2 | 90 | 60-140 | |
| 1,2-Dichloropropane | ug/L | 50 | 50.4 | 101 | 60-140 | |
| 1,3,5-Trimethylbenzene | ug/L | 50 | 52.1 | 104 | 60-140 | |

**Results presented on this page are in the units indicated by the "Units" column except where an alternate unit is presented to the right of the result.**

## REPORT OF LABORATORY ANALYSIS

This report shall not be reproduced, except in full,
without the written consent of Pace Analytical Services, LLC.

**Pace Analytical Services, LLC**
9800 Kincey Ave. Suite 100
Huntersville, NC 28078
(704)875-9092

## QUALITY CONTROL DATA

Project: CPC HUNTERSVILLE
Pace Project No.: 92583376

LABORATORY CONTROL SAMPLE: 3530586

| Parameter | Units | Spike Conc. | LCS Result | LCS % Rec | % Rec Limits | Qualifiers |
|---|---|---|---|---|---|---|
| 1,3-Dichlorobenzene | ug/L | 50 | 51.7 | 103 | 60-140 | |
| 1,3-Dichloropropane | ug/L | 50 | 49.3 | 99 | 60-140 | |
| 1,4-Dichlorobenzene | ug/L | 50 | 50.7 | 101 | 60-140 | |
| 2,2-Dichloropropane | ug/L | 50 | 47.0 | 94 | 60-140 | |
| 2-Chlorotoluene | ug/L | 50 | 49.5 | 99 | 60-140 | |
| 4-Chlorotoluene | ug/L | 50 | 49.5 | 99 | 60-140 | |
| Benzene | ug/L | 50 | 47.5 | 95 | 60-140 | |
| Bromobenzene | ug/L | 50 | 53.5 | 107 | 60-140 | |
| Bromochloromethane | ug/L | 50 | 51.2 | 102 | 60-140 | |
| Bromodichloromethane | ug/L | 50 | 51.7 | 103 | 60-140 | |
| Bromoform | ug/L | 50 | 60.6 | 121 | 60-140 | |
| Bromomethane | ug/L | 50 | 32.8 | 66 | 60-140 | |
| Carbon tetrachloride | ug/L | 50 | 49.7 | 99 | 60-140 | |
| Chlorobenzene | ug/L | 50 | 49.3 | 99 | 60-140 | |
| Chloroethane | ug/L | 50 | 40.3 | 81 | 60-140 | |
| Chloroform | ug/L | 50 | 45.7 | 91 | 60-140 | |
| Chloromethane | ug/L | 50 | 43.6 | 87 | 60-140 | |
| cis-1,2-Dichloroethene | ug/L | 50 | 47.6 | 95 | 60-140 | |
| cis-1,3-Dichloropropene | ug/L | 50 | 53.8 | 108 | 60-140 | |
| Dibromochloromethane | ug/L | 50 | 56.9 | 114 | 60-140 | |
| Dibromomethane | ug/L | 50 | 57.3 | 115 | 60-140 | |
| Dichlorodifluoromethane | ug/L | 50 | 41.5 | 83 | 60-140 | |
| Diisopropyl ether | ug/L | 50 | 47.4 | 95 | 60-140 | |
| Ethylbenzene | ug/L | 50 | 48.7 | 97 | 60-140 | |
| Hexachloro-1,3-butadiene | ug/L | 50 | 58.5 | 117 | 60-140 | |
| Isopropylbenzene (Cumene) | ug/L | 50 | 53.1 | 106 | 60-140 | |
| m&p-Xylene | ug/L | 100 | 99.4 | 99 | 60-140 | |
| Methyl-tert-butyl ether | ug/L | 50 | 46.5 | 93 | 60-140 | |
| Methylene Chloride | ug/L | 50 | 48.7 | 97 | 60-140 | |
| n-Butylbenzene | ug/L | 50 | 53.3 | 107 | 60-140 | |
| n-Propylbenzene | ug/L | 50 | 50.4 | 101 | 60-140 | |
| Naphthalene | ug/L | 50 | 61.1 | 122 | 60-140 | |
| o-Xylene | ug/L | 50 | 52.0 | 104 | 60-140 | |
| sec-Butylbenzene | ug/L | 50 | 51.1 | 102 | 60-140 | |
| Styrene | ug/L | 50 | 54.1 | 108 | 60-140 | |
| tert-Butylbenzene | ug/L | 50 | 43.4 | 87 | 60-140 | |
| Tetrachloroethene | ug/L | 50 | 55.3 | 111 | 60-140 | |
| Toluene | ug/L | 50 | 47.9 | 96 | 60-140 | |
| trans-1,2-Dichloroethene | ug/L | 50 | 47.9 | 96 | 60-140 | |
| trans-1,3-Dichloropropene | ug/L | 50 | 54.6 | 109 | 60-140 | |
| Trichloroethene | ug/L | 50 | 50.4 | 101 | 60-140 | |
| Trichlorofluoromethane | ug/L | 50 | 37.2 | 74 | 60-140 | |
| Vinyl chloride | ug/L | 50 | 45.3 | 91 | 60-140 | |
| 1,2-Dichloroethane-d4 (S) | % | | | 93 | 70-130 | |
| 4-Bromofluorobenzene (S) | % | | | 98 | 70-130 | |
| Toluene-d8 (S) | % | | | 99 | 70-130 | |

**Results presented on this page are in the units indicated by the "Units" column except where an alternate unit is presented to the right of the result.**

## REPORT OF LABORATORY ANALYSIS

This report shall not be reproduced, except in full,
without the written consent of Pace Analytical Services, LLC.

**Pace Analytical Services, LLC**
9800 Kincey Ave. Suite 100
Huntersville, NC 28078
(704)875-9092

# QUALIFIERS

Project: CPC HUNTERSVILLE
Pace Project No.: 92583376

## DEFINITIONS

DF - Dilution Factor, if reported, represents the factor applied to the reported data due to dilution of the sample aliquot.

ND - Not Detected at or above adjusted reporting limit.

TNTC - Too Numerous To Count

J - Estimated concentration above the adjusted method detection limit and below the adjusted reporting limit.

MDL - Adjusted Method Detection Limit.

PQL - Practical Quantitation Limit.

RL - Reporting Limit - The lowest concentration value that meets project requirements for quantitative data with known precision and bias for a specific analyte in a specific matrix.

S - Surrogate

1,2-Diphenylhydrazine decomposes to and cannot be separated from Azobenzene using Method 8270. The result for each analyte is a combined concentration.

Consistent with EPA guidelines, unrounded data are displayed and have been used to calculate % recovery and RPD values.

LCS(D) - Laboratory Control Sample (Duplicate)

MS(D) - Matrix Spike (Duplicate)

DUP - Sample Duplicate

RPD - Relative Percent Difference

NC - Not Calculable.

SG - Silica Gel - Clean-Up

U - Indicates the compound was analyzed for, but not detected.

Acid preservation may not be appropriate for 2 Chloroethylvinyl ether.

A separate vial preserved to a pH of 4-5 is recommended in SW846 Chapter 4 for the analysis of Acrolein and Acrylonitrile by EPA Method 8260.

N-Nitrosodiphenylamine decomposes and cannot be separated from Diphenylamine using Method 8270. The result reported for each analyte is a combined concentration.

Reported results are not rounded until the final step prior to reporting. Therefore, calculated parameters that are typically reported as "Total" may vary slightly from the sum of the reported component parameters.

Pace Analytical is TNI accredited. Contact your Pace PM for the current list of accredited analytes.

TNI - The NELAC Institute.

## ANALYTE QUALIFIERS

| | |
|---|---|
| M1 | Matrix spike recovery exceeded QC limits. Batch accepted based on laboratory control sample (LCS) recovery. |
| N2 | The lab does not hold NELAC/TNI accreditation for this parameter but other accreditations/certifications may apply. A complete list of accreditations/certifications is available upon request. |



This report shall not be reproduced, except in full,
without the written consent of Pace Analytical Services, LLC.

Pace Analytical Services, LLC
9800 Kincey Ave. Suite 100
Huntersville, NC 28078
(704)875-9092

## QUALITY CONTROL DATA CROSS REFERENCE TABLE

Project: CPC HUNTERSVILLE
Pace Project No.: 92583376

| Lab ID | Sample ID | QC Batch Method | QC Batch | Analytical Method | Analytical Batch |
|---|---|---|---|---|---|
| **92583376001** | **MW-95** | MADEP VPH | 674551 | | |
| **92583376002** | **MW-52** | MADEP VPH | 674551 | | |
| **92583376003** | **MW-41** | MADEP VPH | 674551 | | |
| **92583376004** | **MW-96** | MADEP VPH | 674551 | | |
| **92583376005** | **MW-20** | MADEP VPH | 674551 | | |
| **92583376006** | **MW-27** | MADEP VPH | 674551 | | |
| **92583376007** | **MW-69** | MADEP VPH | 674551 | | |
| **92583376008** | **MW-25D** | MADEP VPH | 674551 | | |
| **92583376009** | **MW-90DD** | MADEP VPH | 674551 | | |
| **92583376010** | **MW-01** | MADEP VPH | 674551 | | |
| **92583376011** | **MW-61D** | MADEP VPH | 674551 | | |
| **92583376012** | **MW-92** | MADEP VPH | 674581 | | |
| **92583376013** | **MW-09** | MADEP VPH | 674581 | | |
| **92583376014** | **MW-71** | MADEP VPH | 674581 | | |
| **92583376015** | **MW-30** | MADEP VPH | 674581 | | |
| **92583376016** | **MW-93** | MADEP VPH | 674581 | | |
| **92583376017** | **DUP-1-20220106** | MADEP VPH | 674581 | | |
| **92583376018** | **FB-1-20220106** | MADEP VPH | 674551 | | |
| **92583376019** | **FB-2-20220106** | MADEP VPH | 674551 | | |
| **92583376020** | **EB-1-20220106** | MADEP VPH | 674551 | | |
| **92583376021** | **EB-2-20220106** | MADEP VPH | 674551 | | |
| **92583376023** | **MW-36** | MADEP VPH | 674551 | | |
| **92583376001** | **MW-95** | EPA 3010A | 670629 | EPA 6020B | 670642 |
| **92583376002** | **MW-52** | EPA 3010A | 670629 | EPA 6020B | 670642 |
| **92583376003** | **MW-41** | EPA 3010A | 670629 | EPA 6020B | 670642 |
| **92583376004** | **MW-96** | EPA 3010A | 670629 | EPA 6020B | 670642 |
| **92583376005** | **MW-20** | EPA 3010A | 670629 | EPA 6020B | 670642 |
| **92583376006** | **MW-27** | EPA 3010A | 670629 | EPA 6020B | 670642 |
| **92583376007** | **MW-69** | EPA 3010A | 670629 | EPA 6020B | 670642 |
| **92583376008** | **MW-25D** | EPA 3010A | 670629 | EPA 6020B | 670642 |
| **92583376009** | **MW-90DD** | EPA 3010A | 670629 | EPA 6020B | 670642 |
| **92583376010** | **MW-01** | EPA 3010A | 670702 | EPA 6020B | 670874 |
| **92583376011** | **MW-61D** | EPA 3010A | 670629 | EPA 6020B | 670642 |
| **92583376012** | **MW-92** | EPA 3010A | 670629 | EPA 6020B | 670642 |
| **92583376013** | **MW-09** | EPA 3010A | 670629 | EPA 6020B | 670642 |
| **92583376014** | **MW-71** | EPA 3010A | 670629 | EPA 6020B | 670642 |
| **92583376015** | **MW-30** | EPA 3010A | 670629 | EPA 6020B | 670642 |
| **92583376016** | **MW-93** | EPA 3010A | 670629 | EPA 6020B | 670642 |
| **92583376017** | **DUP-1-20220106** | EPA 3010A | 670629 | EPA 6020B | 670642 |
| **92583376020** | **EB-1-20220106** | EPA 3010A | 670629 | EPA 6020B | 670642 |
| **92583376021** | **EB-2-20220106** | EPA 3010A | 670629 | EPA 6020B | 670642 |
| **92583376023** | **MW-36** | EPA 3010A | 670629 | EPA 6020B | 670642 |
| **92583376001** | **MW-95** | SM 6200B | 674487 | | |
| **92583376002** | **MW-52** | SM 6200B | 674542 | | |
| **92583376003** | **MW-41** | SM 6200B | 674487 | | |

## REPORT OF LABORATORY ANALYSIS

This report shall not be reproduced, except in full,
without the written consent of Pace Analytical Services, LLC.

**Pace Analytical Services, LLC**
9800 Kincey Ave. Suite 100
Huntersville, NC 28078
(704)875-9092

## QUALITY CONTROL DATA CROSS REFERENCE TABLE

Project: CPC HUNTERSVILLE
Pace Project No.: 92583376

| Lab ID | Sample ID | QC Batch Method | QC Batch | Analytical Method | Analytical Batch |
|---|---|---|---|---|---|
| **92583376004** | **MW-96** | SM 6200B | 674487 | | |
| **92583376005** | **MW-20** | SM 6200B | 674487 | | |
| **92583376006** | **MW-27** | SM 6200B | 674487 | | |
| **92583376007** | **MW-69** | SM 6200B | 674487 | | |
| **92583376008** | **MW-25D** | SM 6200B | 674487 | | |
| **92583376009** | **MW-90DD** | SM 6200B | 674536 | | |
| **92583376010** | **MW-01** | SM 6200B | 674487 | | |
| **92583376011** | **MW-61D** | SM 6200B | 674487 | | |
| **92583376012** | **MW-92** | SM 6200B | 674487 | | |
| **92583376013** | **MW-09** | SM 6200B | 674487 | | |
| **92583376014** | **MW-71** | SM 6200B | 674487 | | |
| **92583376015** | **MW-30** | SM 6200B | 674487 | | |
| **92583376016** | **MW-93** | SM 6200B | 674487 | | |
| **92583376017** | **DUP-1-20220106** | SM 6200B | 674536 | | |
| **92583376018** | **FB-1-20220106** | SM 6200B | 674487 | | |
| **92583376019** | **FB-2-20220106** | SM 6200B | 674487 | | |
| **92583376020** | **EB-1-20220106** | SM 6200B | 674487 | | |
| **92583376021** | **EB-2-20220106** | SM 6200B | 674487 | | |
| **92583376022** | **TRIP BLANK** | SM 6200B | 674487 | | |
| **92583376023** | **MW-36** | SM 6200B | 674487 | | |



This report shall not be reproduced, except in full,
without the written consent of Pace Analytical Services, LLC.

| Pace Analytical® | Document Name: Sample Condition Upon Receipt (SCUR) | Document Revised: November 15, 2021 Page 1 of 2 |
|---|---|---|
| | Document No.: F-CAR-CS-033-Rev.08 | Issuing Authority: Pace Carolinas Quality Office |

**Laboratory receiving samples:**
Asheville ☐ Eden ☐ Greenwood ☐ Huntersville ☑ Raleigh ☐ Mechanicsville ☐ Atlanta ☐ Kernersville ☐

**Sample Condition Upon Receipt**

**Client Name:** AECOM **Project**

WO# : 92583376

92583376

**Courier:** ☐ Commercial ☐ Fed Ex ☐ Pace ☐ UPS ☐ USPS ☐ Other:____ ☑ Client

**Custody Seal Present?** ☐ Yes ☑ No **Seals Intact?** ☐ Yes ☑ No

**Date/Initials Person Examining Contents:** 1/7/22 KS

**Packing Material:** ☐ Bubble Wrap ☑ Bubble Bags ☐ None ☐ Other

**Thermometer:** ☑ IR Gun ID: 92T064

**Type of Ice:** ☑ Wet ☐ Blue ☐ None

**Biological Tissue Frozen?** ☐ Yes ☐ No ☑ N/A

**Cooler Temp:** 4.9 **Correction Factor:** Add/Subtract (°C) 0

**Cooler Temp Corrected (°C):** 4.9

Temp should be above freezing to 6°C
☐ Samples out of temp criteria. Samples on ice, cooling process has begun

**USDA Regulated Soil** ( ☑ N/A, water sample)
Did samples originate in a quarantine zone within the United States: CA, NY, or SC (check maps)? ☐ Yes ☐ No
Did samples originate from a foreign source (internationally, including Hawaii and Puerto Rico)? ☐ Yes ☐ No

| | | | | Comments/Discrepancy: |
|---|---|---|---|---|
| Chain of Custody Present? | ☑ Yes | ☐ No | ☐ N/A | 1. |
| Samples Arrived within Hold Time? | ☑ Yes | ☐ No | ☐ N/A | 2. |
| Short Hold Time Analysis (<72 hr.)? | ☑ Yes | ☐ No | ☐ N/A | 3. |
| Rush Turn Around Time Requested? | ☐ Yes | ☑ No | ☐ N/A | 4. |
| Sufficient Volume? | ☑ Yes | ☐ No | ☐ N/A | 5. |
| Correct Containers Used? | ☑ Yes | ☐ No | ☐ N/A | 6. |
| -Pace Containers Used? | ☑ Yes | ☐ No | ☐ N/A | |
| Containers Intact? | ☑ Yes | ☐ No | ☐ N/A | 7. |
| Dissolved analysis: Samples Field Filtered? | ☐ Yes | ☐ No | ☑ N/A | 8. |
| Sample Labels Match COC? | ☑ Yes | ☐ No | ☐ N/A | 9. |
| -Includes Date/Time/ID/Analysis Matrix: WT | | | | |
| Headspace in VOA Vials (>5-6mm)? | ☐ Yes | ☑ No | ☐ N/A | 10. |
| Trip Blank Present? | ☑ Yes | ☐ No | ☐ N/A | 11. |
| Trip Blank Custody Seals Present? | ☐ Yes | ☐ No | ☐ N/A | |

**COMMENTS/SAMPLE DISCREPANCY**

**Field Data Required?** ☐ Yes ☐ No

**CLIENT NOTIFICATION/RESOLUTION**

Lot ID of split containers:

Person contacted: _____ Date/Time: _____

**Project Manager SCURF Review:** _____ Date: _____

**Project Manager SRF Review:** _____ Date: _____

1/2

***Check mark top half of box if pH and/or dechlorination is verified and within the acceptance range for preservation samples.**

Exceptions: VOA, Coliform, TOC, Oil and Grease, DRO/8015 (water) DOC, LLHg

****Bottom half of box is to list number of bottles**

Project #

**WO# : 92583376**

PM: BV Due Date: 01/13/22

CLIENT: 92-AECOM CHA

| Item# | BP4U-125 mL Plastic Unpreserved (N/A) (Cl-) | BP3U-250 mL Plastic Unpreserved (N/A) | BP2U-500 mL Plastic Unpreserved (N/A) | BP1U-1 liter Plastic Unpreserved (N/A) | BP4S-125 mL Plastic H2SO4 (pH < 2) (Cl-) | BP3N-250 mL plastic HNO3 (pH < 2) | BP4Z-125 mL Plastic ZN Acetate & NaOH (>9) | BP4B-125 mL Plastic NaOH (pH > 12) (Cl-) | WGFU-Wide-mouthed Glass jar Unpreserved | AG1U-1 liter Amber Unpreserved (N/A) (Cl-) | AG1H-1 liter Amber HCl (pH < 2) | AG3U-250 mL Amber Unpreserved (N/A) (Cl-) | AG1S-1 liter Amber H2SO4 (pH < 2) | AG3S-250 mL Amber H2SO4 (pH < 2) | AG3A(DG3A)-250 mL Amber NH4Cl (N/A)(Cl-) | DG9H-40 mL VOA HCl (N/A) | VG9T-40 mL VOA Na2S2O3 (N/A) | VG9U-40 mL VOA Unpreserved (N/A) | DG9P-40 mL VOA H3PO4 (N/A) | VOAK (3 vials per kit)-5035 kit (N/A) | V/GK(3 vials per kit)-VPH/Gas kit (N/A) | SP5T-125 mL Sterile Plastic (N/A – lab) | SP2T-250 mL Sterile Plastic (N/A – lab) | | BP3A-250 mL Plastic (NH2)2SO4 (9.3-9.7) | AG0U-100 mL Amber Unpreserved vials (N/A) | VSGU-20 mL Scintillation vials (N/A) | DG9U-40 mL Amber Unpreserved vials (N/A) |
|---|---|---|---|---|---|---|---|---|---|---|---|---|---|---|---|---|---|---|---|---|---|---|---|---|---|---|---|---|---|
| 1 | | | | | | 1 | | | | | | | | | | 7 | | | | | | | | | | | | | |
| 2 | | | | | | 1 | | | | | | | | | | 7 | | | | | | | | | | | | | |
| 3 | | | | | | 1 | | | | | | | | | | 7 | | | | | | | | | | | | | |
| 4 | 1 | 2 | | | | 2 | 1 | | | | | | | | | 7 | | 3 | 3 | | | | | | | | | | |
| 5 | | | | | | 1 | | | | | | | | | | 7 | | | | | | | | | | | | | |
| 6 | | | | | | 1 | | | | | | | | | | 7 | 1 | 1/7/22 | | | | | | | | | | | |
| 7 | 1 | 2 | | | | 2 | 1 | | | | | | | | | 7 | 3 | 3 | 3 | | | | | | | | | | |
| 8 | | | | | | 1 | | | | | | | | | | 7 | | | | | | | | | | | | | |
| 9 | 1 | 2 | | | | 2 | 1 | | | | | | | | | 7 | | 3 | 3 | | | | | | | | | | |
| 10 | 1 | 2 | | | | 2 | 1 | | | | | | | | | 7 | | 3 | 3 | | | | | | | | | | |
| 11 | 1 | 3 | | | | 2 | 1 | | | | | | | | | 7 | | 3 | 3 | | | | | | | | | | |
| 12 | 1 | 3 | | | | 1 | 1 | | | | | | | | | 7 | | 3 | 3 | | | | | | | | | | |

## pH Adjustment Log for Preserved Samples

| Sample ID | Type of Preservative | pH upon receipt | Date preservation adjusted | Time preservation adjusted | Amount of Preservative added | Lot # |
|---|---|---|---|---|---|---|
| | | | | | | |
| | | | | | | |
| | | | | | | |

Note: Whenever there is a discrepancy affecting North Carolina compliance samples, a copy of this form will be sent to the North Carolina DEHNR Certification Office (i.e. Out of hold, incorrect preservative, out of temp, incorrect containers.

| Pace Analytical® | Document Name: Bottle Identification Form (BIF) | Document Issued: November 15, 2021 Page 1 of 1 |
|---|---|---|
| | Document No.: F-CAR-CS-043-Rev.01 | Issuing Authority: Pace Carolinas |

2/2

***Check mark top half of box if pH and/or dechlorination is verified and within the acceptance range for preservation samples.**

Exceptions: VOA, Coliform, TOC, Oil and Grease, DRO/8015 (water) DOC, LLHg

****Bottom half of box is to list number of bottles**

Project # **WO# : 92583376**

PM: BV Due Date: 01/13/22

CLIENT: 92-AECOM CHA

| Matrix | Item# | BP4U-125 mL Plastic Unpreserved (N/A) (Cl-) | BP3U-250 mL Plastic Unpreserved (N/A) | BP2U-500 mL Plastic Unpreserved (N/A) | BP1U-1 liter Plastic Unpreserved (N/A) | BP4S-125 mL Plastic H2SO4 (pH < 2) (Cl-) | BP3N-250 mL plastic HNO3 (pH < 2) | BP4Z-125 mL Plastic ZN Acetate & NaOH (>9) | BP4B-125 mL Plastic NaOH (pH > 12) (Cl-) | WGFU-Wide-mouthed Glass jar Unpreserved | AG1U-1 liter Amber Unpreserved (N/A) (Cl-) | AG1H-1 liter Amber HCl (pH < 2) | AG3U-250 mL Amber Unpreserved (N/A) (Cl-) | AG1S-1 liter Amber H2SO4 (pH < 2) | AG3S-250 mL Amber H2SO4 (pH < 2) | AG3A(DG3A)-250 mL Amber NH4Cl (N/A)(Cl-) | DG9H-40 mL VOA HCl (N/A) | VG9T-40 mL VOA Na2S2O3 (N/A) | VG9U-40 mL VOA Unpreserved (N/A) | DG9P-40 mL VOA H3PO4 (N/A) | VOAK (3 vials per kit)-5035 kit (N/A) | V/GK (3 vials per kit)-VPH/Gas kit (N/A) | SP5T-125 mL Sterile Plastic (N/A – lab) | SP2T-250 mL Sterile Plastic (N/A – lab) | | BP3A-250 mL Plastic (NH2)2SO4 (9.3-9.7) | AG0U-100 mL Amber Unpreserved vials (N/A) | VSGU-20 mL Scintillation vials (N/A) | DG9U-40 mL Amber Unpreserved vials (N/A) |
|---|---|---|---|---|---|---|---|---|---|---|---|---|---|---|---|---|---|---|---|---|---|---|---|---|---|---|---|---|---|
| | 1 | 1 | 2 | | | | 2 | 1 | | | | | | | | | 7 | | 3 | 3 | | | | | | | | | |
| | 2 | 1 | 2 | | | | 2 | 1 | | | | | | | | | 7 | | 3 | 3 | | | | | | | | | |
| | 3 | 1 | 2 | | | | 2 | 1 | | | | | | | | | 7 | | 3 | 3 | | | | | | | | | |
| | 4 | 1 | 2 | | | | 2 | 1 | | | | | | | | | 7 | | 3 | 3 | | | | | | | | | |
| | 5 | | | | | | 1 | | | | | | | | | | 7 | | | | | | | | | | | | |
| | 6 | | | | | | | | | | | | | | | | 7 | | | | | | | | | | | | |
| | 7 | | | | | | | | | | | | | | | | 7 | | | | | | | | | | | | |
| | 8 | | | | | | 1 | | | | | | | | | | 7 | | | | | | | | | | | | |
| | 9 | | | | | | 1 | | | | | | | | | | 7 | | | | | | | | | | | | |
| | 10 | | | | | | | | | | | | | | | | 6 | | | | | | | | | | | | |
| | 11 | | | | | | 1 | | | | | | | | | | 7 | | | | | | | | | | | | |
| | 12 | | | | | | | | | | | | | | | | | | | | | | | | | | | | |

## pH Adjustment Log for Preserved Samples

| Sample ID | Type of Preservative | pH upon receipt | Date preservation adjusted | Time preservation adjusted | Amount of Preservative added | Lot # |
|---|---|---|---|---|---|---|
| | | | | | | |
| | | | | | | |
| | | | | | | |

Note: Whenever there is a discrepancy affecting North Carolina compliance samples, a copy of this form will be sent to the North Carolina DEHNR Certification Office (i.e. Out of hold, incorrect preservative, out of temp, incorrect containers.

Green Yellow



Pace Analytical
WWW.PACELABS.COM

# CHAIN-OF-CUSTODY / Analytical Request Document

The Chain-of-Custody is a LEGAL DOCUMENT. All relevant fields must be completed accurately.

Submitting a sample via this chain of custody constitutes acknowledgment and acceptance of the Pace Terms and Conditions found at https://info.pacelabs.com/hubfs/pas-standard-terms.pdf.

Page : 1 Of 2

| Section A Required Client Information: | Section B Required Project Information: | Section C Invoice Information: |
|---|---|---|
| Company: AECOM | Report To: Andrew Wreschnig | Attention: |
| Address: 6000 Fairview Road | Copy To: | Company Name: |
| Suite 200, Charlotte, NC 28210 | | Address: |
| Email: andrew.wreschnig@aecom.com | Purchase Order #: | Pace Quote: |
| Phone: (704)522-0330 Fax | Project Name: CPC Huntersville 60639876 | Pace Project Manager: bonnie.vang@pacelabs.com, |
| Requested Due Date: | Project #: | Pace Profile #: 12518-3 |

Regulatory Agency

State / Location: NC

MATRIX CODE: Drinking Water DW, Water WT, Waste Water WW, Product P, Soil/Solid SL, Oil OL, Wipe WP, Air AR, Other OT, Tissue TS

| ITEM # | SAMPLE ID (One Character per box. (A-Z, 0-9 / , -) Sample Ids must be unique) | MATRIX CODE (see valid codes to left) | SAMPLE TYPE (G=GRAB C=COMP) | COLLECTED START DATE | COLLECTED START TIME | COLLECTED END DATE | COLLECTED END TIME | SAMPLE TEMP AT COLLECTION | # OF CONTAINERS | Unpreserved | H2SO4 | HNO3 | HCl | NaOH | Na2S2O3 | Methanol | Other | Analyses Test Y/N | 6200 | VPH | Lead, Total | Trip BLANK | 2L DI Water | Alkalinity | Dissolved 6010-Fe | RSK-MEE | 353.2 NO2NO3 (48) | 300.0-SO4 | Sulfid | TOC | Residual Chlorine (Y/N) | |
|---|---|---|---|---|---|---|---|---|---|---|---|---|---|---|---|---|---|---|---|---|---|---|---|---|---|---|---|---|---|---|---|
| 1 | MW-61D | WT | G | 1/6/22 | 0950 | | | | 8 | | | X | X | | | | | | X | X | X | | | | | | | | | | |
| 2 | MW-92 | | | | 1020 | | | | 8 | | | | | | | | | | X | X | X | | | | | | | | | | |
| 3 | MW-09 | | | | 1010 | | | | 8 | | | | | | | | | | X | X | X | | | | | | | | | | |
| 4 | MW-95 | | | | 1030 | | | | 19 | X | | X | X | X | | | X | | X | X | X | | | X | X | X | X | X | X | X | MNA 48-hr hold 001 |
| 5 | MW-71 | | | | 1150 | | | | 8 | | | X | X | | | | | | X | X | X | | | | | | | | | | |
| 6 | MW-30 | | | | 1155 | | | | 8 | | | X | X | | | | | | X | X | X | | | | | | | | | | |
| 7 | MW-52 | | | | 1140 | | | | 19 | X | | X | Y | Y | | | X | | X | X | X | | | X | X | X | X | X | X | X | MNA 48-hr hold 002 |
| 8 | MW-93 | | | | 1220 | | | | 8 | | | X | X | | | | | | X | X | X | | | | | | | | | | |
| 9 | MW-41 | | | | 1355 | | | | 19 | X | | X | X | X | | | X | | X | X | X | | | X | X | X | X | X | X | X | MNA 48-hr hold 003 |
| 10 | MW-96 | | | | 1410 | | | | 19 | X | | X | Y | X | | | X | | | | | | | | | | | | | | MNA 48-hr hold 004 |
| 11 | MW-20 | | | | 1310 | | | | 19 | | | | | | | | | | | | | | | | | | | | | | MNA 48-hr hold 005 |
| 12 | MW-27 | | | | 1400 | | | | 19 | | | | | | | | | | | | | | | | | | | | | | MNA 48-hr hold 006 |

Requested Analysis Filtered (Y/N)

| ADDITIONAL COMMENTS | RELINQUISHED BY / AFFILIATION | DATE | TIME | ACCEPTED BY / AFFILIATION | DATE | TIME | SAMPLE CONDITIONS: TEMP in C | Received on Ice (Y/N) | Custody Sealed Cooler (Y/N) | Samples Intact (Y/N) |
|---|---|---|---|---|---|---|---|---|---|---|
| MW-20, MW-27, MW-90DP have extra bottle for dissolved Fe since they could not be field filtered and need to be lab filtered | Mike de Kozlowski / AECOM | 1/6/22 | 1745 | [signature] PACE+NC | 1/6/22 | 17:45 | 4.9 | Y | N | Y |

SAMPLER NAME AND SIGNATURE

PRINT Name of SAMPLER: Mike de Kozlowski

SIGNATURE of SAMPLER: Mike de Kozlowski

DATE Signed: 1/6/22

Pace Analytical
WWW.PACELABS.COM

# CHAIN-OF-CUSTODY / Analytical Request Document

The Chain-of-Custody is a LEGAL DOCUMENT. All relevant fields must be completed accurately.

Submitting a sample via this chain of custody constitutes acknowledgment and acceptance of the Pace Terms and Conditions found at https://info.pacelabs.com/hubfs/pas-standard-terms.pdf.

Page : 2 of 2

| Section A Required Client Information: | | Section B Required Project Information: | | Section C Invoice Information: | |
|---|---|---|---|---|---|
| Company: | AECOM | Report To: | Andrew Wreschnig | Attention: | |
| Address: | 6000 Fairview Road | Copy To: | | Company Name: | |
| | Suite 200, Charlotte, NC 28210 | | | Address: | |
| Email: | andrew.wreschnig@aecom.com | Purchase Order #: | | Pace Quote: | |
| Phone: | (704)522-0330 Fax | Project Name: | CPC Huntersville 60639876 | Pace Project Manager: | bonnie.vang@pacelabs.com, |
| Requested Due Date: | | Project #: | | Pace Profile #: | 12518-3 |

| Regulatory Agency | |
|---|---|
| State / Location | NC |

**SAMPLE ID**
One Character per box. (A-Z, 0-9 / , -)
Sample Ids must be unique

MATRIX CODE: Drinking Water DW; Water WT; Waste Water WW; Product P; Soil/Solid SL; Oil OL; Wipe WP; Air AR; Other OT; Tissue TS

| ITEM # | SAMPLE ID | MATRIX CODE (see valid codes to left) | SAMPLE TYPE (G=GRAB C=COMP) | COLLECTED START DATE | COLLECTED START TIME | COLLECTED END DATE | COLLECTED END TIME | SAMPLE TEMP AT COLLECTION | # OF CONTAINERS | Preservatives: Unpreserved | H2SO4 | HNO3 | HCl | NaOH | Na2S2O3 | Methanol | Other | Analyses Test Y/N | 6200 | VPH | Lead; Total | Trip BLANK | 2L DI Water | Alkalinity | Dissolved Gases-RSK | RSK-MEE | 353.2 Nitrate (48 hr) | 300.0 - Sulfate | Sulfide | TOC | Residual Chlorine (Y/N) | 92583376 |
|---|---|---|---|---|---|---|---|---|---|---|---|---|---|---|---|---|---|---|---|---|---|---|---|---|---|---|---|---|---|---|
| 1 | MW-69 | WT | G | 1/6/22 | 1425 | | | | 19 | X | | X | X | X | | | X | | X | X | X | | | X | X | X | X | X | X | MNA 48-hr hold | 007 |
| 2 | MW-25D | | | | 1440 | | | | | | | | | | | | | | | | | | | | | | | | | MNA 48-hr hold | 008 |
| 3 | MW-90DD | | | | 1535 | | | | | | | | | | | | | | | | | | | | | | | | | MNA 48-hr hold | 009 |
| 4 | MW-01 | | | | 1505 | | | | | | | | | | | | | | | | | | | | | | | | | MNA 48-hr hold | 010 |
| 5 | Dup-1-20220106 | | | | — | | | | 8 | | | X | X | | | | | | | X | X | | | | | | | | | | |
| 6 | FB-1-20220106 | | | | 0800 | | | | 7 | | | | | | | | | | | X | X | | | | | | | | | | |
| 7 | FB-2-20220106 | | | | 1600 | | | | 7 | | | | | | | | | | | X | X | | | | | | | | | | |
| 8 | EB-1-20220106 | | | | 1540 | | | | 8 | | | X | X | | | | | | | X | X | X | | | | | | | | | |
| 9 | EB-2-20220106 | | | | 1530 | | | | 8 | | | X | X | | | | | | | X | X | X | | | | | | | | | |
| 10 | Trip Blank | Lab | Provided | | — | | | | 6 | | | | | | | | | | | | | | X | | | | | | | | |
| 11 | MW-36 | WT | G | 1/6/22 | 1645 | | | | 8 | | | X | X | | | | | | | X | X | X | | | | | | | | | |
| 12 | | | | | | | | | | | | | | | | | | | | | | | | | | | | | | | |

| ADDITIONAL COMMENTS | RELINQUISHED BY / AFFILIATION | DATE | TIME | ACCEPTED BY / AFFILIATION | DATE | TIME | SAMPLE CONDITIONS | | | |
|---|---|---|---|---|---|---|---|---|---|---|
| | Mike deKozlowski / AECOM | 1/6/22 | 1745 | [illegible] PACE LIC | 1/6/22 | 1745 | 4.5 | Y | N | Y |
| | | | | | | | | | | |
| | | | | | | | | | | |
| | | | | | | | | | | |

SAMPLER NAME AND SIGNATURE

PRINT Name of SAMPLER: Mike deKozlowski

SIGNATURE of SAMPLER: Mike deKozlowski DATE Signed: 1/6/22

| TEMP in C | Received on Ice (Y/N) | Custody Sealed Cooler (Y/N) | Samples Intact (Y/N) |
|---|---|---|---|

ANALYTICAL ENVIRONMENTAL SERVICES, INC.

January 20, 2022

Bonnie Vang
Pace Analytical Atlanta
9800 Kincey Ave Suite 100
Huntersville NC 28078-8400

RE: 92583376

Dear Bonnie Vang: Order No: 2201829

Analytical Environmental Services, Inc. received 10 samples on 1/10/2022 7:47:00 AM for the analyses presented in following report.

"No problems were encountered during the analyses except as noted in the Case Narrative or by qualifiers in the report or QC Summary. Additionally, all results for the associated Quality Control samples were within EPA and/or AES established limits.
AES' certifications are as follows:
-NELAP/Florida State Laboratory ID E87582 for analysis of Non-Potable Water, Solid & Chemical Materials, Air & Emissions for Organics, and Drinking Water Microbiology & Metals, effective 07/01/21-06/30/22.
-North Carolina Certification number 562 for analysis of Surface Water, Groundwater, Effluent, effective until 12/31/22.
-South Carolina Environmental Laboratory Certification number 98016003 effective until 6/30/22.
These results relate only to the items tested as received. This report may only be reproduced in full and with written permission from the laboratory.
If you have any questions regarding these test results, please feel free to call.
Sincerely,

Paris Masoudi

Paris Masoudi
Project Manager

**Revision** 1/20/2022

3080 Presidential Drive • Atlanta, Georgia 30340 • Tel: 770.457.8177 • Fax: 770.457.8188 • Toll Free: 800.972.4889
www.aesatlanta.com

# Chain of Custody

**PASI Charlotte Laboratory**

Pace Analytical®
www.pacelabs.com

**Workorder:** 92583376 **Workorder Name:** CPC MNA Sampling **Results Requested By:** 1/13/2022 2201829

| Report / Invoice To | Subcontract To | Requested Analysis |
|---|---|---|
| Bonnie Vang<br>Pace Analytical Charlotte<br>9800 Kincey Ave. Suite 100<br>Huntersville, NC 28078<br>Phone (704)875-9092<br>Email: bonnie.vang@pacelabs.com | AES | P.O. BV 92583376 |

**State of Sample Origin:** NC

| Item | Sample ID | Collect Date/Time | Lab ID | Matrix | Preserved Containers: Unpreserved | | | | | | 2320 Alkalinity | | | | | | | | | | | | LAB USE ONLY |
|---|---|---|---|---|---|---|---|---|---|---|---|---|---|---|---|---|---|---|---|---|---|---|---|
| 1 | MW-95 | 1/6/2022 10:30 | 92583376001 | Water | 1 | | | | | | X | | | | | | | | | | | | |
| 2 | MW-52 | 1/6/2022 11:40 | 92583376002 | Water | 1 | | | | | | X | | | | | | | | | | | | |
| 3 | MW-41 | 1/6/2022 13:55 | 92583376003 | Water | 1 | | | | | | X | | | | | | | | | | | | |
| 4 | MW-96 | 1/6/2022 14:10 | 92583376004 | Water | 1 | | | | | | X | | | | | | | | | | | | |
| 5 | MW-20 | 1/6/2022 13:10 | 92583376005 | Water | 1 | | | | | | X | | | | | | | | | | | | |
| 6 | MW-27 | 1/6/2022 14:00 | 92583376006 | Water | 1 | | | | | | X | | | | | | | | | | | | |
| 7 | MW-69 | 1/6/2022 14:25 | 92583376007 | Water | 1 | | | | | | X | | | | | | | | | | | | |
| 8 | MW-25D | 1/6/2022 14:40 | 92583376008 | Water | 1 | | | | | | X | | | | | | | | | | | | |
| 9 | MW-90DD | 1/6/2022 15:35 | 92583376009 | Water | 1 | | | | | | X | | | | | | | | | | | | |
| 10 | MW-01 | 1/6/2022 15:05 | 92583376010 | Water | 1 | | | | | | X | | | | | | | | | | | | |
| 11 | | | | | | | | | | | | | | | | | | | | | | | |
| 12 | | | | | | | | | | | | | | | | | | | | | | | |
| 13 | | | | | | | | | | | | | | | | | | | | | | | |
| 14 | | | | | | | | | | | | | | | | | | | | | | | |

2201829

| | | | | | Comments |
|---|---|---|---|---|---|
| Transfers | Released By | Date/Time | Received By | Date/Time | |
| 1 | | | COC Rec (via email) Pas Mosad' | 1/19/22 | 5:30pm |
| 2 | | | Samp Rec Dazia Campbell | 1/10/22 | 7:47am |
| 3 | | | | | |

| Cooler Temperature on Receipt ____ °C | Custody Seal Y or N | Received on Ice Y or N | Samples Intact Y or N |
|---|---|---|---|

**Client:** Pace Analytical Atlanta
**Project:** 92583376
**Lab ID:** 2201829

# Case Narrative

Revision 1/20/22:

Laboratory report was revised to reflect the revised Chain of Custody (COC) provided by Bonnie Vang on 1/19/22.

**Analytical Environmental Services, Inc** **Date:** 20-Jan-22

| | | | |
|---|---|---|---|
| **Client:** | Pace Analytical Atlanta | **Client Sample ID:** | MW-95 |
| **Project Name:** | 92583376 | **Collection Date:** | 1/6/2022 10:30:00 AM |
| **Lab ID:** | 2201829-001 | **Matrix:** | Aqueous |

| Analyses | Result | Reporting Limit | Qual | Units | BatchID | Dilution Factor | Date Analyzed | Analyst |
|---|---|---|---|---|---|---|---|---|
| **Alkalinity by SM2320B** | | | | | | | | |
| Alkalinity, Total (As CaCO3) | 80.7 | 3.00 | | mg/L | R474884 | 1 | 01/12/2022 12:39 | GY |

**Qualifiers:**

| | | | |
|---|---|---|---|
| * | Value exceeds maximum contaminant level | E | Estimated (value above quantitation range) |
| BRL | Below reporting limit | S | Spike Recovery outside limits due to matrix |
| H | Holding times for preparation or analysis exceeded | Narr | See case narrative |
| N | Analyte not NELAC certified | F | Analyzed in the lab which is a deviation from the method |
| B | Analyte detected in the associated method blank | < | Less than Result value |
| > | Greater than Result value | J | Estimated value detected below Reporting Limit |

| | | | |
|---|---|---|---|
| **Client:** | Pace Analytical Atlanta | **Client Sample ID:** | MW-52 |
| **Project Name:** | 92583376 | **Collection Date:** | 1/6/2022 11:40:00 AM |
| **Lab ID:** | 2201829-002 | **Matrix:** | Aqueous |

| Analyses | Result | Reporting Limit | Qual | Units | BatchID | Dilution Factor | Date Analyzed | Analyst |
|---|---|---|---|---|---|---|---|---|
| **Alkalinity by SM2320B** | | | | | | | | |
| Alkalinity, Total (As CaCO3) | 98.4 | 3.00 | | mg/L | R474884 | 1 | 01/12/2022 12:39 | GY |

**Qualifiers:**

| | | | |
|---|---|---|---|
| * | Value exceeds maximum contaminant level | E | Estimated (value above quantitation range) |
| BRL | Below reporting limit | S | Spike Recovery outside limits due to matrix |
| H | Holding times for preparation or analysis exceeded | Narr | See case narrative |
| N | Analyte not NELAC certified | F | Analyzed in the lab which is a deviation from the method |
| B | Analyte detected in the associated method blank | < | Less than Result value |
| > | Greater than Result value | J | Estimated value detected below Reporting Limit |

| | | | |
|---|---|---|---|
| **Client:** | Pace Analytical Atlanta | **Client Sample ID:** | MW-41 |
| **Project Name:** | 92583376 | **Collection Date:** | 1/6/2022 1:55:00 PM |
| **Lab ID:** | 2201829-003 | **Matrix:** | Aqueous |

| Analyses | Result | Reporting Limit | Qual | Units | BatchID | Dilution Factor | Date Analyzed | Analyst |
|---|---|---|---|---|---|---|---|---|
| **Alkalinity by SM2320B** | | | | | | | | |
| Alkalinity, Total (As CaCO3) | 85.6 | 3.00 | | mg/L | R474884 | 1 | 01/12/2022 12:39 | GY |

**Qualifiers:**

| | | | |
|---|---|---|---|
| * | Value exceeds maximum contaminant level | E | Estimated (value above quantitation range) |
| BRL | Below reporting limit | S | Spike Recovery outside limits due to matrix |
| H | Holding times for preparation or analysis exceeded | Narr | See case narrative |
| N | Analyte not NELAC certified | F | Analyzed in the lab which is a deviation from the method |
| B | Analyte detected in the associated method blank | < | Less than Result value |
| > | Greater than Result value | J | Estimated value detected below Reporting Limit |

| | | | |
|---|---|---|---|
| **Client:** | Pace Analytical Atlanta | **Client Sample ID:** | MW-96 |
| **Project Name:** | 92583376 | **Collection Date:** | 1/6/2022 2:10:00 PM |
| **Lab ID:** | 2201829-004 | **Matrix:** | Aqueous |

| Analyses | Result | Reporting Limit | Qual | Units | BatchID | Dilution Factor | Date Analyzed | Analyst |
|---|---|---|---|---|---|---|---|---|
| **Alkalinity by SM2320B** | | | | | | | | |
| Alkalinity, Total (As CaCO3) | 66.1 | 3.00 | | mg/L | R474884 | 1 | 01/12/2022 12:39 | GY |

**Qualifiers:**

| | | | |
|---|---|---|---|
| * | Value exceeds maximum contaminant level | E | Estimated (value above quantitation range) |
| BRL | Below reporting limit | S | Spike Recovery outside limits due to matrix |
| H | Holding times for preparation or analysis exceeded | Narr | See case narrative |
| N | Analyte not NELAC certified | F | Analyzed in the lab which is a deviation from the method |
| B | Analyte detected in the associated method blank | < | Less than Result value |
| > | Greater than Result value | J | Estimated value detected below Reporting Limit |

| | | | |
|---|---|---|---|
| **Client:** | Pace Analytical Atlanta | **Client Sample ID:** | MW-20 |
| **Project Name:** | 92583376 | **Collection Date:** | 1/6/2022 1:10:00 PM |
| **Lab ID:** | 2201829-005 | **Matrix:** | Aqueous |

| Analyses | Result | Reporting Limit | Qual | Units | BatchID | Dilution Factor | Date Analyzed | Analyst |
|---|---|---|---|---|---|---|---|---|
| **Alkalinity by SM2320B** | | | | | | | | |
| Alkalinity, Total (As CaCO3) | 71.2 | 3.00 | | mg/L | R474884 | 1 | 01/12/2022 12:39 | GY |

**Qualifiers:**

| | | | |
|---|---|---|---|
| * | Value exceeds maximum contaminant level | E | Estimated (value above quantitation range) |
| BRL | Below reporting limit | S | Spike Recovery outside limits due to matrix |
| H | Holding times for preparation or analysis exceeded | Narr | See case narrative |
| N | Analyte not NELAC certified | F | Analyzed in the lab which is a deviation from the method |
| B | Analyte detected in the associated method blank | < | Less than Result value |
| > | Greater than Result value | J | Estimated value detected below Reporting Limit |

| | | | |
|---|---|---|---|
| **Client:** | Pace Analytical Atlanta | **Client Sample ID:** | MW-27 |
| **Project Name:** | 92583376 | **Collection Date:** | 1/6/2022 2:00:00 PM |
| **Lab ID:** | 2201829-006 | **Matrix:** | Aqueous |

| Analyses | Result | Reporting Limit | Qual | Units | BatchID | Dilution Factor | Date Analyzed | Analyst |
|---|---|---|---|---|---|---|---|---|
| **Alkalinity by SM2320B** | | | | | | | | |
| Alkalinity, Total (As CaCO3) | 69.3 | 3.00 | | mg/L | R474884 | 1 | 01/12/2022 12:39 | GY |

**Qualifiers:**

| | | | |
|---|---|---|---|
| * | Value exceeds maximum contaminant level | E | Estimated (value above quantitation range) |
| BRL | Below reporting limit | S | Spike Recovery outside limits due to matrix |
| H | Holding times for preparation or analysis exceeded | Narr | See case narrative |
| N | Analyte not NELAC certified | F | Analyzed in the lab which is a deviation from the method |
| B | Analyte detected in the associated method blank | < | Less than Result value |
| > | Greater than Result value | J | Estimated value detected below Reporting Limit |

| | | | |
|---|---|---|---|
| **Client:** | Pace Analytical Atlanta | **Client Sample ID:** | MW-69 |
| **Project Name:** | 92583376 | **Collection Date:** | 1/6/2022 2:25:00 PM |
| **Lab ID:** | 2201829-007 | **Matrix:** | Aqueous |

| Analyses | Result | Reporting Limit | Qual | Units | BatchID | Dilution Factor | Date Analyzed | Analyst |
|---|---|---|---|---|---|---|---|---|
| **Alkalinity by SM2320B** | | | | | | | | |
| Alkalinity, Total (As CaCO3) | 85.6 | 3.00 | | mg/L | R474884 | 1 | 01/12/2022 12:39 | GY |

**Qualifiers:**

| | | | |
|---|---|---|---|
| * | Value exceeds maximum contaminant level | E | Estimated (value above quantitation range) |
| BRL | Below reporting limit | S | Spike Recovery outside limits due to matrix |
| H | Holding times for preparation or analysis exceeded | Narr | See case narrative |
| N | Analyte not NELAC certified | F | Analyzed in the lab which is a deviation from the method |
| B | Analyte detected in the associated method blank | < | Less than Result value |
| > | Greater than Result value | J | Estimated value detected below Reporting Limit |

| | | | |
|---|---|---|---|
| **Client:** | Pace Analytical Atlanta | **Client Sample ID:** | MW-25D |
| **Project Name:** | 92583376 | **Collection Date:** | 1/6/2022 2:40:00 PM |
| **Lab ID:** | 2201829-008 | **Matrix:** | Aqueous |

| Analyses | Result | Reporting Limit | Qual | Units | BatchID | Dilution Factor | Date Analyzed | Analyst |
|---|---|---|---|---|---|---|---|---|
| **Alkalinity by SM2320B** | | | | | | | | |
| Alkalinity, Total (As CaCO3) | 142 | 3.00 | | mg/L | R474884 | 1 | 01/12/2022 12:39 | GY |

**Qualifiers:**

| | | | |
|---|---|---|---|
| * | Value exceeds maximum contaminant level | E | Estimated (value above quantitation range) |
| BRL | Below reporting limit | S | Spike Recovery outside limits due to matrix |
| H | Holding times for preparation or analysis exceeded | Narr | See case narrative |
| N | Analyte not NELAC certified | F | Analyzed in the lab which is a deviation from the method |
| B | Analyte detected in the associated method blank | < | Less than Result value |
| > | Greater than Result value | J | Estimated value detected below Reporting Limit |

| | | | |
|---|---|---|---|
| **Client:** | Pace Analytical Atlanta | **Client Sample ID:** | MW-90DD |
| **Project Name:** | 92583376 | **Collection Date:** | 1/6/2022 3:35:00 PM |
| **Lab ID:** | 2201829-009 | **Matrix:** | Aqueous |

| Analyses | Result | Reporting Limit | Qual | Units | BatchID | Dilution Factor | Date Analyzed | Analyst |
|---|---|---|---|---|---|---|---|---|
| **Alkalinity by SM2320B** | | | | | | | | |
| Alkalinity, Total (As CaCO3) | 752 | 3.00 | | mg/L | R474926 | 1 | 01/12/2022 15:07 | GY |

**Qualifiers:**

| | | | |
|---|---|---|---|
| * | Value exceeds maximum contaminant level | E | Estimated (value above quantitation range) |
| BRL | Below reporting limit | S | Spike Recovery outside limits due to matrix |
| H | Holding times for preparation or analysis exceeded | Narr | See case narrative |
| N | Analyte not NELAC certified | F | Analyzed in the lab which is a deviation from the method |
| B | Analyte detected in the associated method blank | < | Less than Result value |
| > | Greater than Result value | J | Estimated value detected below Reporting Limit |

| | | | |
|---|---|---|---|
| **Client:** | Pace Analytical Atlanta | **Client Sample ID:** | MW-01 |
| **Project Name:** | 92583376 | **Collection Date:** | 1/6/2022 3:05:00 PM |
| **Lab ID:** | 2201829-010 | **Matrix:** | Aqueous |

| Analyses | Result | Reporting Limit | Qual | Units | BatchID | Dilution Factor | Date Analyzed | Analyst |
|---|---|---|---|---|---|---|---|---|
| **Alkalinity by SM2320B** | | | | | | | | |
| Alkalinity, Total (As CaCO3) | 52.5 | 3.00 | | mg/L | R474884 | 1 | 01/12/2022 12:39 | GY |

**Qualifiers:**

| | | | |
|---|---|---|---|
| * | Value exceeds maximum contaminant level | E | Estimated (value above quantitation range) |
| BRL | Below reporting limit | S | Spike Recovery outside limits due to matrix |
| H | Holding times for preparation or analysis exceeded | Narr | See case narrative |
| N | Analyte not NELAC certified | F | Analyzed in the lab which is a deviation from the method |
| B | Analyte detected in the associated method blank | < | Less than Result value |
| > | Greater than Result value | J | Estimated value detected below Reporting Limit |

Clear Save as

ANALYTICAL ENVIRONMENTAL SERVICES, INC.

## SAMPLE/COOLER RECEIPT CHECKLIST

1. Client Name: **Pace Analytical** AES Work Order Number: **2201829**

2. Carrier: FedEx ☐ UPS ☐ USPS ☐ Client ■ Courier ☐ Other _____

| | | Yes | No | N/A | Details | Comments |
|---|---|---|---|---|---|---|
| 3. | Shipping container/cooler received in good condition? | ● | ○ | ○ | damaged ☐ leaking ☐ other ☐ | |
| 4. | Custody seals present on shipping container? | ○ | ● | ○ | | |
| 5. | Custody seals intact on shipping container? | ○ | ○ | ● | | |
| 6. | Temperature blanks present? | ○ | ● | ○ | | |
| 7. | Cooler temperature(s) within limits of 0-6°C? [See item 13 and 14 for temperature recordings.] | ● | ○ | ○ | Cooling initiated for recently collected samples / ice present ☐ | |
| 8. | Chain of Custody (COC) present? | ● | ○ | ○ | | |
| 9. | Chain of Custody signed, dated, and timed when relinquished and received? | ● | ○ | ○ | | |
| 10. | Sampler name and/or signature on COC? | ○ | ● | ○ | | |
| 11. | Were all samples received within holding time? | ● | ○ | ○ | | |
| 12. | TAT marked on the COC? | ● | ○ | ○ | If no TAT indicated, proceeded with standard TAT per Terms & Conditions. ☐ | |

13. Cooler 1 Temperature 2.8 °C Cooler 2 Temperature _____ °C Cooler 3 Temperature _____ °C Cooler 4 Temperature _____ °C

14. Cooler 5 Temperature _____ °C Cooler 6 Temperature _____ °C Cooler 7 Temperature _____ °C Cooler 8 Temperature _____ °C

15. Comments:

**I certify that I have completed sections 1-15 (dated initials).** HM 1/10/22

| | | Yes | No | N/A | Details | Comments |
|---|---|---|---|---|---|---|
| 16. | Were sample containers intact upon receipt? | ● | ○ | ○ | | |
| 17. | Custody seals present on sample containers? | ○ | ● | ○ | | |
| 18. | Custody seals intact on sample containers? | ○ | ○ | ● | | |
| 19. | Do sample container labels match the COC? | ● | ○ | ○ | incomplete info ☐ illegible ☐ no label ☐ other ☐ | |
| 20. | Are analyses requested indicated on the COC? | ● | ○ | ○ | | |
| 21. | Were all of the samples listed on the COC received? | ● | ○ | ○ | samples received but not listed on COC ☐ samples listed on COC not received ☐ | |
| 22. | Was the sample collection date/time noted? | ● | ○ | ○ | | |
| 23. | Did we receive sufficient sample volume for indicated analyses? | ● | ○ | ○ | | |
| 24. | Were samples received in appropriate containers? | ● | ○ | ○ | | |
| 25. | Were VOA samples received without headspace (< 1/4" bubble)? | ○ | ○ | ● | | |
| 26. | Were trip blanks submitted? | ○ | ○ | ● | listed on COC ☐ not listed on COC ☐ | |

27. Comments:

**I certify that I have completed sections 16-27 (dated initials).** HM 1/10/22

This section only applies to samples where pH can be checked at Sample Receipt.

| | | Yes | No | N/A | Details | Comments |
|---|---|---|---|---|---|---|
| 28. | Have containers needing chemical preservation been checked? * | ● | ○ | ○ | | |
| 29. | Containers meet preservation guidelines? | ● | ○ | ○ | | |
| 30. | Was pH adjusted at Sample Receipt? | ○ | ○ | ● | | |

* Note: Certain analyses require chemical preservation but must be checked in the laboratory and not upon Sample Receipt such as Coliforms, VOCs and Oil & Grease/TPH.
This also excludes metals by EPA 200.7, 200.8 and 245.1 which will be verified between 16 and 24 hours after preservation.

**I certify that I have completed sections 28-30 (dated initials).** HM 1/10/22

Locked

**Client:** Pace Analytical Atlanta
**Project Name:** 92583376
**Workorder:** 2201829

# ANALYTICAL QC SUMMARY REPORT

**BatchID:** R474884

| Sample ID: **LCS-R477884** | Client ID: | Units: **mg/L** | Prep Date: | Run No: **474884** |
|---|---|---|---|---|
| SampleType: **LCS** | TestCode: **Alkalinity by SM2320B** | BatchID: **R474884** | Analysis Date: **01/12/2022** | Seq No: **10953477** |

| Analyte | Result | RPT Limit | SPK value | SPK Ref Val | %REC | Low Limit | High Limit | RPD Ref Val | %RPD | RPD Limit | Qual |
|---|---|---|---|---|---|---|---|---|---|---|---|
| Alkalinity, Total (As CaCO3) | 122.9 | 3.00 | 125.0 | | 98.3 | 90 | 110 | | | | |

| Sample ID: **2201829-001ADUP** | Client ID: **MW-95** | Units: **mg/L** | Prep Date: | Run No: **474884** |
|---|---|---|---|---|
| SampleType: **DUP** | TestCode: **Alkalinity by SM2320B** | BatchID: **R474884** | Analysis Date: **01/12/2022** | Seq No: **10953479** |

| Analyte | Result | RPT Limit | SPK value | SPK Ref Val | %REC | Low Limit | High Limit | RPD Ref Val | %RPD | RPD Limit | Qual |
|---|---|---|---|---|---|---|---|---|---|---|---|
| Alkalinity, Total (As CaCO3) | 90.42 | 3.00 | | | | | | 80.65 | 11.4 | 30 | |

**Qualifiers:**

| | | | | | |
|---|---|---|---|---|---|
| > | Greater than Result value | < | Less than Result value | B | Analyte detected in the associated method blank |
| BRL | Below reporting limit | E | Estimated (value above quantitation range) | H | Holding times for preparation or analysis exceeded |
| J | Estimated value detected below Reporting Limit | N | Analyte not NELAC certified | R | RPD outside limits due to matrix |
| Rpt Lim | Reporting Limit | S | Spike Recovery outside limits due to matrix | | |

**Client:** Pace Analytical Atlanta
**Project Name:** 92583376
**Workorder:** 2201829

# ANALYTICAL QC SUMMARY REPORT

**BatchID:** R474926

| Sample ID: **LCS-R474926** | Client ID: | | | Units: **mg/L** | Prep Date: | Run No: **474926** |
|---|---|---|---|---|---|---|
| SampleType: **LCS** | TestCode: **Alkalinity by SM2320B** | | | BatchID: **R474926** | Analysis Date: **01/12/2022** | Seq No: **10954027** |

| Analyte | Result | RPT Limit | SPK value | SPK Ref Val | %REC | Low Limit | High Limit | RPD Ref Val | %RPD | RPD Limit | Qual |
|---|---|---|---|---|---|---|---|---|---|---|---|
| Alkalinity, Total (As CaCO3) | 1032 | 3.00 | 1000 | | 103 | 90 | 110 | | | | |

| Sample ID: **2201829-009ADUP** | Client ID: **MW-90DD** | | | Units: **mg/L** | Prep Date: | Run No: **474926** |
|---|---|---|---|---|---|---|
| SampleType: **DUP** | TestCode: **Alkalinity by SM2320B** | | | BatchID: **R474926** | Analysis Date: **01/12/2022** | Seq No: **10954029** |

| Analyte | Result | RPT Limit | SPK value | SPK Ref Val | %REC | Low Limit | High Limit | RPD Ref Val | %RPD | RPD Limit | Qual |
|---|---|---|---|---|---|---|---|---|---|---|---|
| Alkalinity, Total (As CaCO3) | 750.5 | 3.00 | | | | | | 752.0 | 0.200 | 30 | |

**Qualifiers:**

| | | | | | |
|---|---|---|---|---|---|
| > | Greater than Result value | < | Less than Result value | B | Analyte detected in the associated method blank |
| BRL | Below reporting limit | E | Estimated (value above quantitation range) | H | Holding times for preparation or analysis exceeded |
| J | Estimated value detected below Reporting Limit | N | Analyte not NELAC certified | R | RPD outside limits due to matrix |
| Rpt Lim | Reporting Limit | S | Spike Recovery outside limits due to matrix | | |

End of Report

**Pace Analytical Services, LLC**
9800 Kincey Ave. Suite 100
Huntersville, NC 28078
(704)875-9092

January 29, 2022

Andrew Wreschnig
AECOM
6000 Fairview Road
Suite 200
Charlotte, NC 28210

RE: Project: CPC HUNTERSVILLE
Pace Project No.: 92583209

Dear Andrew Wreschnig:

Enclosed are the analytical results for sample(s) received by the laboratory on January 05, 2022. The results relate only to the samples included in this report. Results reported herein conform to the applicable TNI/NELAC Standards and the laboratory's Quality Manual, where applicable, unless otherwise noted in the body of the report.

The test results provided in this final report were generated by each of the following laboratories within the Pace Network:

- Pace Analytical Services - Asheville
- Pace Analytical Services - Charlotte

If you have any questions concerning this report, please feel free to contact me.

Sincerely,

Nicole D'Oleo

Nicole D'Oleo for
Bonnie Vang
bonnie.vang@pacelabs.com
(704)875-9092
Project Manager

Enclosures

cc: Teresa Amentt Jennings, AECOM
Jeff Morrison, Colonial Pipeline Company



This report shall not be reproduced, except in full,
without the written consent of Pace Analytical Services, LLC.

**Pace Analytical Services, LLC**
9800 Kincey Ave.  Suite 100
Huntersville, NC 28078
(704)875-9092

## CERTIFICATIONS

Project: CPC HUNTERSVILLE
Pace Project No.: 92583209

**Pace Analytical Services Charlotte**

South Carolina Laboratory ID: 99006
9800 Kincey Ave. Ste 100, Huntersville, NC 28078
North Carolina Drinking Water Certification #: 37706
North Carolina Field Services Certification #: 5342
North Carolina Wastewater Certification #: 12
South Carolina Laboratory ID: 99006
South Carolina Certification #: 99006001
South Carolina Drinking Water Cert. #: 99006003
Florida/NELAP Certification #: E87627
Kentucky UST Certification #: 84
Louisiana DoH Drinking Water #: LA029
Virginia/VELAP Certification #: 460221

**Pace Analytical Services Asheville**

2225 Riverside Drive, Asheville, NC  28804
Florida/NELAP Certification #: E87648
North Carolina Drinking Water Certification #: 37712
North Carolina Wastewater Certification #: 40
South Carolina Laboratory ID: 99030
South Carolina Certification #: 99030001
Virginia/VELAP Certification #: 460222



This report shall not be reproduced, except in full,
without the written consent of Pace Analytical Services, LLC.

**Pace Analytical Services, LLC**
9800 Kincey Ave. Suite 100
Huntersville, NC 28078
(704)875-9092

## SAMPLE SUMMARY

Project: CPC HUNTERSVILLE
Pace Project No.: 92583209

| Lab ID | Sample ID | Matrix | Date Collected | Date Received |
|---|---|---|---|---|
| **92583209001** | **MW-56** | Water | 01/05/22 10:25 | 01/05/22 17:30 |
| **92583209002** | **DUP-1-20220105** | Water | 01/05/22 10:30 | 01/05/22 17:30 |
| **92583209003** | **MW-88** | Water | 01/05/22 11:10 | 01/05/22 17:30 |
| **92583209004** | **MW-07D** | Water | 01/05/22 11:15 | 01/05/22 17:30 |
| **92583209005** | **DUP-2-20220105** | Water | 01/05/22 10:30 | 01/05/22 17:30 |
| **92583209006** | **MW-34** | Water | 01/05/22 10:25 | 01/05/22 17:30 |
| **92583209007** | **MW-89** | Water | 01/05/22 12:45 | 01/05/22 17:30 |
| **92583209008** | **MW-57** | Water | 01/05/22 12:25 | 01/05/22 17:30 |
| **92583209009** | **EB-1-20220105** | Water | 01/05/22 12:00 | 01/05/22 17:30 |
| **92583209010** | **MW-33** | Water | 01/05/22 13:25 | 01/05/22 17:30 |
| **92583209011** | **MW-53** | Water | 01/05/22 11:20 | 01/05/22 17:30 |
| **92583209012** | **MW-87** | Water | 01/05/22 14:50 | 01/05/22 17:30 |
| **92583209013** | **MW-97D** | Water | 01/05/22 14:30 | 01/05/22 17:30 |
| **92583209014** | **MW-57D** | Water | 01/05/22 15:10 | 01/05/22 17:30 |
| **92583209015** | **MW-94** | Water | 01/05/22 14:40 | 01/05/22 17:30 |
| **92583209016** | **MW-32** | Water | 01/05/22 15:30 | 01/05/22 17:30 |
| **92583209017** | **EB-2-20220105** | Water | 01/05/22 15:45 | 01/05/22 17:30 |
| **92583209018** | **MW-25** | Water | 01/05/22 16:20 | 01/05/22 17:30 |
| **92583209019** | **MW-43** | Water | 01/05/22 16:00 | 01/05/22 17:30 |
| **92583209020** | **FB-2-20220105** | Water | 01/05/22 09:00 | 01/05/22 17:30 |
| **92583209021** | **TRIP BLANK** | Water | 01/05/22 00:00 | 01/05/22 17:30 |



This report shall not be reproduced, except in full,
without the written consent of Pace Analytical Services, LLC.

Pace Analytical Services, LLC
9800 Kincey Ave. Suite 100
Huntersville, NC 28078
(704)875-9092

## SAMPLE ANALYTE COUNT

Project: CPC HUNTERSVILLE
Pace Project No.: 92583209

| Lab ID | Sample ID | Method | Analysts | Analytes Reported | Laboratory |
|---|---|---|---|---|---|
| **92583209001** | **MW-56** | MADEP VPH | MAD | 6 | PASI-C |
| | | EPA 6020B | JOR | 1 | PASI-A |
| | | SM 6200B | CL | 63 | PASI-C |
| **92583209002** | **DUP-1-20220105** | MADEP VPH | MAD | 6 | PASI-C |
| | | EPA 6020B | JOR | 1 | PASI-A |
| | | SM 6200B | SAS | 63 | PASI-C |
| **92583209003** | **MW-88** | MADEP VPH | MAD | 6 | PASI-C |
| | | EPA 6020B | JOR | 1 | PASI-A |
| | | SM 6200B | SAS | 63 | PASI-C |
| **92583209004** | **MW-07D** | MADEP VPH | MAD | 6 | PASI-C |
| | | EPA 6020B | JOR | 1 | PASI-A |
| | | SM 6200B | SAS | 63 | PASI-C |
| **92583209005** | **DUP-2-20220105** | MADEP VPH | MAD | 6 | PASI-C |
| | | EPA 6020B | JOR | 1 | PASI-A |
| | | SM 6200B | SAS | 63 | PASI-C |
| **92583209006** | **MW-34** | MADEP VPH | MAD | 6 | PASI-C |
| | | EPA 6020B | JOR | 1 | PASI-A |
| | | SM 6200B | CL | 63 | PASI-C |
| **92583209007** | **MW-89** | MADEP VPH | MAD | 6 | PASI-C |
| | | EPA 6020B | JOR | 1 | PASI-A |
| | | SM 6200B | SAS | 63 | PASI-C |
| **92583209008** | **MW-57** | MADEP VPH | MAD | 6 | PASI-C |
| | | EPA 6020B | JOR | 1 | PASI-A |
| | | SM 6200B | SAS | 63 | PASI-C |
| **92583209009** | **EB-1-20220105** | MADEP VPH | MAD | 6 | PASI-C |
| | | EPA 6020B | JOR | 1 | PASI-A |
| | | SM 6200B | SAS | 63 | PASI-C |
| **92583209010** | **MW-33** | MADEP VPH | MAD | 6 | PASI-C |
| | | EPA 6020B | JOR | 1 | PASI-A |
| | | SM 6200B | SAS | 63 | PASI-C |
| **92583209011** | **MW-53** | MADEP VPH | MAD | 6 | PASI-C |
| | | EPA 6020B | JOR | 1 | PASI-A |
| | | SM 6200B | SAS | 63 | PASI-C |
| **92583209012** | **MW-87** | MADEP VPH | MAD | 6 | PASI-C |
| | | EPA 6020B | JOR | 1 | PASI-A |
| | | SM 6200B | SAS | 63 | PASI-C |
| **92583209013** | **MW-97D** | MADEP VPH | MAD | 6 | PASI-C |



This report shall not be reproduced, except in full,
without the written consent of Pace Analytical Services, LLC.

Pace Analytical Services, LLC
9800 Kincey Ave. Suite 100
Huntersville, NC 28078
(704)875-9092

## SAMPLE ANALYTE COUNT

Project: CPC HUNTERSVILLE
Pace Project No.: 92583209

| Lab ID | Sample ID | Method | Analysts | Analytes Reported | Laboratory |
|---|---|---|---|---|---|
| | | EPA 6020B | JOR | 1 | PASI-A |
| | | SM 6200B | SAS | 63 | PASI-C |
| **92583209014** | **MW-57D** | MADEP VPH | MAD | 6 | PASI-C |
| | | EPA 6020B | JOR | 1 | PASI-A |
| | | SM 6200B | SAS | 63 | PASI-C |
| **92583209015** | **MW-94** | MADEP VPH | MAD | 6 | PASI-C |
| | | EPA 6020B | JOR | 1 | PASI-A |
| | | SM 6200B | SAS | 63 | PASI-C |
| **92583209016** | **MW-32** | MADEP VPH | MAD | 6 | PASI-C |
| | | EPA 6020B | JOR | 1 | PASI-A |
| | | SM 6200B | SAS | 63 | PASI-C |
| **92583209017** | **EB-2-20220105** | MADEP VPH | MAD | 6 | PASI-C |
| | | EPA 6020B | JOR | 1 | PASI-A |
| | | SM 6200B | SAS | 63 | PASI-C |
| **92583209018** | **MW-25** | MADEP VPH | MAD | 6 | PASI-C |
| | | EPA 6020B | JOR | 1 | PASI-A |
| | | SM 6200B | CL | 63 | PASI-C |
| **92583209019** | **MW-43** | MADEP VPH | MAD | 6 | PASI-C |
| | | EPA 6020B | JOR | 1 | PASI-A |
| | | SM 6200B | SAS | 63 | PASI-C |
| **92583209020** | **FB-2-20220105** | MADEP VPH | MAD | 6 | PASI-C |
| | | SM 6200B | SAS | 63 | PASI-C |
| **92583209021** | **TRIP BLANK** | SM 6200B | SAS | 63 | PASI-C |

PASI-A = Pace Analytical Services - Asheville
PASI-C = Pace Analytical Services - Charlotte



This report shall not be reproduced, except in full,
without the written consent of Pace Analytical Services, LLC.

Pace Analytical Services, LLC
9800 Kincey Ave. Suite 100
Huntersville, NC 28078
(704)875-9092

## ANALYTICAL RESULTS

Project: CPC HUNTERSVILLE
Pace Project No.: 92583209

**Sample: MW-56** **Lab ID: 92583209001** Collected: 01/05/22 10:25 Received: 01/05/22 17:30 Matrix: Water

| Parameters | Results | Units | Report Limit | MDL | DF | Prepared | Analyzed | CAS No. | Qual |
|---|---|---|---|---|---|---|---|---|---|
| **VPH NC Water** | Analytical Method: MADEP VPH<br>Pace Analytical Services - Charlotte | | | | | | | | |
| Total VPH (C5-C12) | ND | ug/L | 50.0 | 50.0 | 1 | | 01/07/22 19:19 | | N2 |
| Aliphatic (C05-C08) | ND | ug/L | 50.0 | 50.0 | 1 | | 01/07/22 19:19 | | N2 |
| Aliphatic(C09-C12) Adjusted | ND | ug/L | 50.0 | 50.0 | 1 | | 01/07/22 19:19 | | N2 |
| Aromatic (C09-C10) | ND | ug/L | 50.0 | 50.0 | 1 | | 01/07/22 19:19 | | N2 |
| ***Surrogates*** | | | | | | | | | |
| 4-Bromofluorobenzene (FID) (S) | 98 | % | 70-130 | | 1 | | 01/07/22 19:19 | 460-00-4 | |
| 4-Bromofluorobenzene (PID) (S) | 82 | % | 70-130 | | 1 | | 01/07/22 19:19 | 460-00-4 | |
| **6020 MET ICPMS** | Analytical Method: EPA 6020B Preparation Method: EPA 3010A<br>Pace Analytical Services - Asheville | | | | | | | | |
| Lead | ND | ug/L | 5.0 | 0.077 | 1 | 01/07/22 09:27 | 01/07/22 20:28 | 7439-92-1 | |
| **6200B MSV** | Analytical Method: SM 6200B<br>Pace Analytical Services - Charlotte | | | | | | | | |
| Benzene | ND | ug/L | 0.50 | 0.34 | 1 | | 01/11/22 12:22 | 71-43-2 | |
| Bromobenzene | ND | ug/L | 0.50 | 0.29 | 1 | | 01/11/22 12:22 | 108-86-1 | |
| Bromochloromethane | ND | ug/L | 0.50 | 0.47 | 1 | | 01/11/22 12:22 | 74-97-5 | |
| Bromodichloromethane | ND | ug/L | 0.50 | 0.31 | 1 | | 01/11/22 12:22 | 75-27-4 | |
| Bromoform | ND | ug/L | 0.50 | 0.34 | 1 | | 01/11/22 12:22 | 75-25-2 | |
| Bromomethane | ND | ug/L | 5.0 | 1.7 | 1 | | 01/11/22 12:22 | 74-83-9 | |
| n-Butylbenzene | ND | ug/L | 0.50 | 0.49 | 1 | | 01/11/22 12:22 | 104-51-8 | |
| sec-Butylbenzene | ND | ug/L | 0.50 | 0.40 | 1 | | 01/11/22 12:22 | 135-98-8 | |
| tert-Butylbenzene | ND | ug/L | 0.50 | 0.32 | 1 | | 01/11/22 12:22 | 98-06-6 | |
| Carbon tetrachloride | ND | ug/L | 0.50 | 0.33 | 1 | | 01/11/22 12:22 | 56-23-5 | |
| Chlorobenzene | ND | ug/L | 0.50 | 0.28 | 1 | | 01/11/22 12:22 | 108-90-7 | |
| Chloroethane | ND | ug/L | 1.0 | 0.65 | 1 | | 01/11/22 12:22 | 75-00-3 | |
| Chloroform | ND | ug/L | 0.50 | 0.35 | 1 | | 01/11/22 12:22 | 67-66-3 | |
| Chloromethane | ND | ug/L | 1.0 | 0.54 | 1 | | 01/11/22 12:22 | 74-87-3 | |
| 2-Chlorotoluene | ND | ug/L | 0.50 | 0.32 | 1 | | 01/11/22 12:22 | 95-49-8 | |
| 4-Chlorotoluene | ND | ug/L | 0.50 | 0.32 | 1 | | 01/11/22 12:22 | 106-43-4 | |
| 1,2-Dibromo-3-chloropropane | ND | ug/L | 1.0 | 0.34 | 1 | | 01/11/22 12:22 | 96-12-8 | |
| Dibromochloromethane | ND | ug/L | 0.50 | 0.36 | 1 | | 01/11/22 12:22 | 124-48-1 | |
| 1,2-Dibromoethane (EDB) | ND | ug/L | 0.50 | 0.27 | 1 | | 01/11/22 12:22 | 106-93-4 | |
| Dibromomethane | ND | ug/L | 0.50 | 0.39 | 1 | | 01/11/22 12:22 | 74-95-3 | |
| 1,2-Dichlorobenzene | ND | ug/L | 0.50 | 0.34 | 1 | | 01/11/22 12:22 | 95-50-1 | |
| 1,3-Dichlorobenzene | ND | ug/L | 0.50 | 0.34 | 1 | | 01/11/22 12:22 | 541-73-1 | |
| 1,4-Dichlorobenzene | ND | ug/L | 0.50 | 0.33 | 1 | | 01/11/22 12:22 | 106-46-7 | |
| Dichlorodifluoromethane | ND | ug/L | 0.50 | 0.35 | 1 | | 01/11/22 12:22 | 75-71-8 | |
| 1,1-Dichloroethane | ND | ug/L | 0.50 | 0.37 | 1 | | 01/11/22 12:22 | 75-34-3 | |
| 1,2-Dichloroethane | ND | ug/L | 0.50 | 0.32 | 1 | | 01/11/22 12:22 | 107-06-2 | |
| 1,1-Dichloroethene | ND | ug/L | 0.50 | 0.35 | 1 | | 01/11/22 12:22 | 75-35-4 | |
| cis-1,2-Dichloroethene | ND | ug/L | 0.50 | 0.38 | 1 | | 01/11/22 12:22 | 156-59-2 | |
| trans-1,2-Dichloroethene | ND | ug/L | 0.50 | 0.40 | 1 | | 01/11/22 12:22 | 156-60-5 | |
| 1,2-Dichloropropane | ND | ug/L | 0.50 | 0.36 | 1 | | 01/11/22 12:22 | 78-87-5 | |
| 1,3-Dichloropropane | ND | ug/L | 0.50 | 0.28 | 1 | | 01/11/22 12:22 | 142-28-9 | |

## REPORT OF LABORATORY ANALYSIS

This report shall not be reproduced, except in full,
without the written consent of Pace Analytical Services, LLC.

Pace Analytical Services, LLC
9800 Kincey Ave. Suite 100
Huntersville, NC 28078
(704)875-9092

## ANALYTICAL RESULTS

Project: CPC HUNTERSVILLE
Pace Project No.: 92583209

**Sample: MW-56** **Lab ID: 92583209001** Collected: 01/05/22 10:25 Received: 01/05/22 17:30 Matrix: Water

| Parameters | Results | Units | Report Limit | MDL | DF | Prepared | Analyzed | CAS No. | Qual |
|---|---|---|---|---|---|---|---|---|---|
| **6200B MSV** | Analytical Method: SM 6200B<br>Pace Analytical Services - Charlotte | | | | | | | | |
| 2,2-Dichloropropane | ND | ug/L | 0.50 | 0.39 | 1 | | 01/11/22 12:22 | 594-20-7 | |
| 1,1-Dichloropropene | ND | ug/L | 0.50 | 0.43 | 1 | | 01/11/22 12:22 | 563-58-6 | |
| cis-1,3-Dichloropropene | ND | ug/L | 0.50 | 0.36 | 1 | | 01/11/22 12:22 | 10061-01-5 | |
| trans-1,3-Dichloropropene | ND | ug/L | 0.50 | 0.36 | 1 | | 01/11/22 12:22 | 10061-02-6 | |
| Diisopropyl ether | ND | ug/L | 0.50 | 0.31 | 1 | | 01/11/22 12:22 | 108-20-3 | |
| Ethylbenzene | ND | ug/L | 0.50 | 0.30 | 1 | | 01/11/22 12:22 | 100-41-4 | |
| Hexachloro-1,3-butadiene | ND | ug/L | 2.0 | 1.5 | 1 | | 01/11/22 12:22 | 87-68-3 | |
| Isopropylbenzene (Cumene) | ND | ug/L | 0.50 | 0.33 | 1 | | 01/11/22 12:22 | 98-82-8 | |
| Methylene Chloride | ND | ug/L | 2.0 | 2.0 | 1 | | 01/11/22 12:22 | 75-09-2 | |
| Methyl-tert-butyl ether | ND | ug/L | 0.50 | 0.42 | 1 | | 01/11/22 12:22 | 1634-04-4 | |
| Naphthalene | ND | ug/L | 2.0 | 0.64 | 1 | | 01/11/22 12:22 | 91-20-3 | |
| n-Propylbenzene | ND | ug/L | 0.50 | 0.34 | 1 | | 01/11/22 12:22 | 103-65-1 | |
| Styrene | ND | ug/L | 0.50 | 0.29 | 1 | | 01/11/22 12:22 | 100-42-5 | |
| 1,1,1,2-Tetrachloroethane | ND | ug/L | 0.50 | 0.31 | 1 | | 01/11/22 12:22 | 630-20-6 | |
| 1,1,2,2-Tetrachloroethane | ND | ug/L | 0.50 | 0.22 | 1 | | 01/11/22 12:22 | 79-34-5 | |
| Tetrachloroethene | ND | ug/L | 0.50 | 0.29 | 1 | | 01/11/22 12:22 | 127-18-4 | |
| Toluene | ND | ug/L | 0.50 | 0.48 | 1 | | 01/11/22 12:22 | 108-88-3 | |
| 1,2,3-Trichlorobenzene | ND | ug/L | 2.0 | 0.81 | 1 | | 01/11/22 12:22 | 87-61-6 | |
| 1,2,4-Trichlorobenzene | ND | ug/L | 2.0 | 0.64 | 1 | | 01/11/22 12:22 | 120-82-1 | |
| 1,1,1-Trichloroethane | ND | ug/L | 0.50 | 0.33 | 1 | | 01/11/22 12:22 | 71-55-6 | |
| 1,1,2-Trichloroethane | ND | ug/L | 0.50 | 0.32 | 1 | | 01/11/22 12:22 | 79-00-5 | |
| Trichloroethene | ND | ug/L | 0.50 | 0.38 | 1 | | 01/11/22 12:22 | 79-01-6 | |
| Trichlorofluoromethane | ND | ug/L | 1.0 | 0.30 | 1 | | 01/11/22 12:22 | 75-69-4 | |
| 1,2,3-Trichloropropane | ND | ug/L | 0.50 | 0.26 | 1 | | 01/11/22 12:22 | 96-18-4 | |
| 1,2,4-Trimethylbenzene | ND | ug/L | 0.50 | 0.50 | 1 | | 01/11/22 12:22 | 95-63-6 | |
| 1,3,5-Trimethylbenzene | ND | ug/L | 0.50 | 0.33 | 1 | | 01/11/22 12:22 | 108-67-8 | |
| Vinyl chloride | ND | ug/L | 1.0 | 0.39 | 1 | | 01/11/22 12:22 | 75-01-4 | |
| m&p-Xylene | ND | ug/L | 1.0 | 0.71 | 1 | | 01/11/22 12:22 | 179601-23-1 | |
| o-Xylene | ND | ug/L | 0.50 | 0.34 | 1 | | 01/11/22 12:22 | 95-47-6 | |
| ***Surrogates*** | | | | | | | | | |
| 1,2-Dichloroethane-d4 (S) | 93 | % | 70-130 | | 1 | | 01/11/22 12:22 | 17060-07-0 | |
| 4-Bromofluorobenzene (S) | 97 | % | 70-130 | | 1 | | 01/11/22 12:22 | 460-00-4 | |
| Toluene-d8 (S) | 97 | % | 70-130 | | 1 | | 01/11/22 12:22 | 2037-26-5 | |

## REPORT OF LABORATORY ANALYSIS

This report shall not be reproduced, except in full,
without the written consent of Pace Analytical Services, LLC.

Pace Analytical Services, LLC
9800 Kincey Ave. Suite 100
Huntersville, NC 28078
(704)875-9092

## ANALYTICAL RESULTS

Project: CPC HUNTERSVILLE
Pace Project No.: 92583209

**Sample: DUP-1-20220105** **Lab ID: 92583209002** Collected: 01/05/22 10:30 Received: 01/05/22 17:30 Matrix: Water

| Parameters | Results | Units | Report Limit | MDL | DF | Prepared | Analyzed | CAS No. | Qual |
|---|---|---|---|---|---|---|---|---|---|
| **VPH NC Water** | Analytical Method: MADEP VPH<br>Pace Analytical Services - Charlotte | | | | | | | | |
| Total VPH (C5-C12) | ND | ug/L | 50.0 | 50.0 | 1 | | 01/07/22 19:47 | | N2 |
| Aliphatic (C05-C08) | ND | ug/L | 50.0 | 50.0 | 1 | | 01/07/22 19:47 | | N2 |
| Aliphatic(C09-C12) Adjusted | ND | ug/L | 50.0 | 50.0 | 1 | | 01/07/22 19:47 | | N2 |
| Aromatic (C09-C10) | ND | ug/L | 50.0 | 50.0 | 1 | | 01/07/22 19:47 | | N2 |
| ***Surrogates*** | | | | | | | | | |
| 4-Bromofluorobenzene (FID) (S) | 96 | % | 70-130 | | 1 | | 01/07/22 19:47 | 460-00-4 | |
| 4-Bromofluorobenzene (PID) (S) | 80 | % | 70-130 | | 1 | | 01/07/22 19:47 | 460-00-4 | |
| **6020 MET ICPMS** | Analytical Method: EPA 6020B Preparation Method: EPA 3010A<br>Pace Analytical Services - Asheville | | | | | | | | |
| Lead | ND | ug/L | 5.0 | 0.077 | 1 | 01/07/22 09:27 | 01/07/22 20:46 | 7439-92-1 | |
| **6200B MSV** | Analytical Method: SM 6200B<br>Pace Analytical Services - Charlotte | | | | | | | | |
| Benzene | ND | ug/L | 0.50 | 0.34 | 1 | | 01/06/22 18:11 | 71-43-2 | |
| Bromobenzene | ND | ug/L | 0.50 | 0.29 | 1 | | 01/06/22 18:11 | 108-86-1 | |
| Bromochloromethane | ND | ug/L | 0.50 | 0.47 | 1 | | 01/06/22 18:11 | 74-97-5 | |
| Bromodichloromethane | ND | ug/L | 0.50 | 0.31 | 1 | | 01/06/22 18:11 | 75-27-4 | |
| Bromoform | ND | ug/L | 0.50 | 0.34 | 1 | | 01/06/22 18:11 | 75-25-2 | |
| Bromomethane | ND | ug/L | 5.0 | 1.7 | 1 | | 01/06/22 18:11 | 74-83-9 | |
| n-Butylbenzene | ND | ug/L | 0.50 | 0.49 | 1 | | 01/06/22 18:11 | 104-51-8 | |
| sec-Butylbenzene | ND | ug/L | 0.50 | 0.40 | 1 | | 01/06/22 18:11 | 135-98-8 | |
| tert-Butylbenzene | ND | ug/L | 0.50 | 0.32 | 1 | | 01/06/22 18:11 | 98-06-6 | |
| Carbon tetrachloride | ND | ug/L | 0.50 | 0.33 | 1 | | 01/06/22 18:11 | 56-23-5 | |
| Chlorobenzene | ND | ug/L | 0.50 | 0.28 | 1 | | 01/06/22 18:11 | 108-90-7 | |
| Chloroethane | ND | ug/L | 1.0 | 0.65 | 1 | | 01/06/22 18:11 | 75-00-3 | |
| Chloroform | ND | ug/L | 0.50 | 0.35 | 1 | | 01/06/22 18:11 | 67-66-3 | |
| Chloromethane | ND | ug/L | 1.0 | 0.54 | 1 | | 01/06/22 18:11 | 74-87-3 | |
| 2-Chlorotoluene | ND | ug/L | 0.50 | 0.32 | 1 | | 01/06/22 18:11 | 95-49-8 | |
| 4-Chlorotoluene | ND | ug/L | 0.50 | 0.32 | 1 | | 01/06/22 18:11 | 106-43-4 | |
| 1,2-Dibromo-3-chloropropane | ND | ug/L | 1.0 | 0.34 | 1 | | 01/06/22 18:11 | 96-12-8 | |
| Dibromochloromethane | ND | ug/L | 0.50 | 0.36 | 1 | | 01/06/22 18:11 | 124-48-1 | |
| 1,2-Dibromoethane (EDB) | ND | ug/L | 0.50 | 0.27 | 1 | | 01/06/22 18:11 | 106-93-4 | |
| Dibromomethane | ND | ug/L | 0.50 | 0.39 | 1 | | 01/06/22 18:11 | 74-95-3 | |
| 1,2-Dichlorobenzene | ND | ug/L | 0.50 | 0.34 | 1 | | 01/06/22 18:11 | 95-50-1 | |
| 1,3-Dichlorobenzene | ND | ug/L | 0.50 | 0.34 | 1 | | 01/06/22 18:11 | 541-73-1 | |
| 1,4-Dichlorobenzene | ND | ug/L | 0.50 | 0.33 | 1 | | 01/06/22 18:11 | 106-46-7 | |
| Dichlorodifluoromethane | ND | ug/L | 0.50 | 0.35 | 1 | | 01/06/22 18:11 | 75-71-8 | |
| 1,1-Dichloroethane | ND | ug/L | 0.50 | 0.37 | 1 | | 01/06/22 18:11 | 75-34-3 | |
| 1,2-Dichloroethane | ND | ug/L | 0.50 | 0.32 | 1 | | 01/06/22 18:11 | 107-06-2 | |
| 1,1-Dichloroethene | ND | ug/L | 0.50 | 0.35 | 1 | | 01/06/22 18:11 | 75-35-4 | |
| cis-1,2-Dichloroethene | ND | ug/L | 0.50 | 0.38 | 1 | | 01/06/22 18:11 | 156-59-2 | |
| trans-1,2-Dichloroethene | ND | ug/L | 0.50 | 0.40 | 1 | | 01/06/22 18:11 | 156-60-5 | |
| 1,2-Dichloropropane | ND | ug/L | 0.50 | 0.36 | 1 | | 01/06/22 18:11 | 78-87-5 | |
| 1,3-Dichloropropane | ND | ug/L | 0.50 | 0.28 | 1 | | 01/06/22 18:11 | 142-28-9 | |

## REPORT OF LABORATORY ANALYSIS

This report shall not be reproduced, except in full,
without the written consent of Pace Analytical Services, LLC.

Pace Analytical Services, LLC
9800 Kincey Ave. Suite 100
Huntersville, NC 28078
(704)875-9092

# ANALYTICAL RESULTS

Project: CPC HUNTERSVILLE
Pace Project No.: 92583209

**Sample: DUP-1-20220105** **Lab ID: 92583209002** Collected: 01/05/22 10:30 Received: 01/05/22 17:30 Matrix: Water

| Parameters | Results | Units | Report Limit | MDL | DF | Prepared | Analyzed | CAS No. | Qual |
|---|---|---|---|---|---|---|---|---|---|
| **6200B MSV** | Analytical Method: SM 6200B<br>Pace Analytical Services - Charlotte | | | | | | | | |
| 2,2-Dichloropropane | ND | ug/L | 0.50 | 0.39 | 1 | | 01/06/22 18:11 | 594-20-7 | |
| 1,1-Dichloropropene | ND | ug/L | 0.50 | 0.43 | 1 | | 01/06/22 18:11 | 563-58-6 | |
| cis-1,3-Dichloropropene | ND | ug/L | 0.50 | 0.36 | 1 | | 01/06/22 18:11 | 10061-01-5 | |
| trans-1,3-Dichloropropene | ND | ug/L | 0.50 | 0.36 | 1 | | 01/06/22 18:11 | 10061-02-6 | |
| Diisopropyl ether | ND | ug/L | 0.50 | 0.31 | 1 | | 01/06/22 18:11 | 108-20-3 | |
| Ethylbenzene | ND | ug/L | 0.50 | 0.30 | 1 | | 01/06/22 18:11 | 100-41-4 | |
| Hexachloro-1,3-butadiene | ND | ug/L | 2.0 | 1.5 | 1 | | 01/06/22 18:11 | 87-68-3 | |
| Isopropylbenzene (Cumene) | ND | ug/L | 0.50 | 0.33 | 1 | | 01/06/22 18:11 | 98-82-8 | |
| Methylene Chloride | ND | ug/L | 2.0 | 2.0 | 1 | | 01/06/22 18:11 | 75-09-2 | |
| Methyl-tert-butyl ether | ND | ug/L | 0.50 | 0.42 | 1 | | 01/06/22 18:11 | 1634-04-4 | |
| Naphthalene | ND | ug/L | 2.0 | 0.64 | 1 | | 01/06/22 18:11 | 91-20-3 | |
| n-Propylbenzene | ND | ug/L | 0.50 | 0.34 | 1 | | 01/06/22 18:11 | 103-65-1 | |
| Styrene | ND | ug/L | 0.50 | 0.29 | 1 | | 01/06/22 18:11 | 100-42-5 | |
| 1,1,1,2-Tetrachloroethane | ND | ug/L | 0.50 | 0.31 | 1 | | 01/06/22 18:11 | 630-20-6 | |
| 1,1,2,2-Tetrachloroethane | ND | ug/L | 0.50 | 0.22 | 1 | | 01/06/22 18:11 | 79-34-5 | |
| Tetrachloroethene | ND | ug/L | 0.50 | 0.29 | 1 | | 01/06/22 18:11 | 127-18-4 | |
| Toluene | ND | ug/L | 0.50 | 0.48 | 1 | | 01/06/22 18:11 | 108-88-3 | |
| 1,2,3-Trichlorobenzene | ND | ug/L | 2.0 | 0.81 | 1 | | 01/06/22 18:11 | 87-61-6 | |
| 1,2,4-Trichlorobenzene | ND | ug/L | 2.0 | 0.64 | 1 | | 01/06/22 18:11 | 120-82-1 | |
| 1,1,1-Trichloroethane | ND | ug/L | 0.50 | 0.33 | 1 | | 01/06/22 18:11 | 71-55-6 | |
| 1,1,2-Trichloroethane | ND | ug/L | 0.50 | 0.32 | 1 | | 01/06/22 18:11 | 79-00-5 | |
| Trichloroethene | ND | ug/L | 0.50 | 0.38 | 1 | | 01/06/22 18:11 | 79-01-6 | |
| Trichlorofluoromethane | ND | ug/L | 1.0 | 0.30 | 1 | | 01/06/22 18:11 | 75-69-4 | |
| 1,2,3-Trichloropropane | ND | ug/L | 0.50 | 0.26 | 1 | | 01/06/22 18:11 | 96-18-4 | |
| 1,2,4-Trimethylbenzene | ND | ug/L | 0.50 | 0.50 | 1 | | 01/06/22 18:11 | 95-63-6 | |
| 1,3,5-Trimethylbenzene | ND | ug/L | 0.50 | 0.33 | 1 | | 01/06/22 18:11 | 108-67-8 | |
| Vinyl chloride | ND | ug/L | 1.0 | 0.39 | 1 | | 01/06/22 18:11 | 75-01-4 | |
| m&p-Xylene | ND | ug/L | 1.0 | 0.71 | 1 | | 01/06/22 18:11 | 179601-23-1 | |
| o-Xylene | ND | ug/L | 0.50 | 0.34 | 1 | | 01/06/22 18:11 | 95-47-6 | |
| ***Surrogates*** | | | | | | | | | |
| 1,2-Dichloroethane-d4 (S) | 89 | % | 70-130 | | 1 | | 01/06/22 18:11 | 17060-07-0 | |
| 4-Bromofluorobenzene (S) | 95 | % | 70-130 | | 1 | | 01/06/22 18:11 | 460-00-4 | |
| Toluene-d8 (S) | 103 | % | 70-130 | | 1 | | 01/06/22 18:11 | 2037-26-5 | |

## REPORT OF LABORATORY ANALYSIS

This report shall not be reproduced, except in full,
without the written consent of Pace Analytical Services, LLC.

Pace Analytical Services, LLC
9800 Kincey Ave. Suite 100
Huntersville, NC 28078
(704)875-9092

# ANALYTICAL RESULTS

Project: CPC HUNTERSVILLE
Pace Project No.: 92583209

**Sample: MW-88** **Lab ID: 92583209003** Collected: 01/05/22 11:10 Received: 01/05/22 17:30 Matrix: Water

| Parameters | Results | Units | Report Limit | MDL | DF | Prepared | Analyzed | CAS No. | Qual |
|---|---|---|---|---|---|---|---|---|---|
| **VPH NC Water** | Analytical Method: MADEP VPH<br>Pace Analytical Services - Charlotte | | | | | | | | |
| Total VPH (C5-C12) | ND | ug/L | 50.0 | 50.0 | 1 | | 01/07/22 22:08 | | N2 |
| Aliphatic (C05-C08) | ND | ug/L | 50.0 | 50.0 | 1 | | 01/07/22 22:08 | | N2 |
| Aliphatic(C09-C12) Adjusted | ND | ug/L | 50.0 | 50.0 | 1 | | 01/07/22 22:08 | | N2 |
| Aromatic (C09-C10) | ND | ug/L | 50.0 | 50.0 | 1 | | 01/07/22 22:08 | | N2 |
| ***Surrogates*** | | | | | | | | | |
| 4-Bromofluorobenzene (FID) (S) | 95 | % | 70-130 | | 1 | | 01/07/22 22:08 | 460-00-4 | |
| 4-Bromofluorobenzene (PID) (S) | 81 | % | 70-130 | | 1 | | 01/07/22 22:08 | 460-00-4 | |
| **6020 MET ICPMS** | Analytical Method: EPA 6020B Preparation Method: EPA 3010A<br>Pace Analytical Services - Asheville | | | | | | | | |
| Lead | **7.5** | ug/L | 5.0 | 0.077 | 1 | 01/07/22 09:27 | 01/07/22 21:11 | 7439-92-1 | |
| **6200B MSV** | Analytical Method: SM 6200B<br>Pace Analytical Services - Charlotte | | | | | | | | |
| Benzene | ND | ug/L | 0.50 | 0.34 | 1 | | 01/06/22 19:23 | 71-43-2 | |
| Bromobenzene | ND | ug/L | 0.50 | 0.29 | 1 | | 01/06/22 19:23 | 108-86-1 | |
| Bromochloromethane | ND | ug/L | 0.50 | 0.47 | 1 | | 01/06/22 19:23 | 74-97-5 | |
| Bromodichloromethane | ND | ug/L | 0.50 | 0.31 | 1 | | 01/06/22 19:23 | 75-27-4 | |
| Bromoform | ND | ug/L | 0.50 | 0.34 | 1 | | 01/06/22 19:23 | 75-25-2 | |
| Bromomethane | ND | ug/L | 5.0 | 1.7 | 1 | | 01/06/22 19:23 | 74-83-9 | |
| n-Butylbenzene | ND | ug/L | 0.50 | 0.49 | 1 | | 01/06/22 19:23 | 104-51-8 | |
| sec-Butylbenzene | ND | ug/L | 0.50 | 0.40 | 1 | | 01/06/22 19:23 | 135-98-8 | |
| tert-Butylbenzene | ND | ug/L | 0.50 | 0.32 | 1 | | 01/06/22 19:23 | 98-06-6 | |
| Carbon tetrachloride | ND | ug/L | 0.50 | 0.33 | 1 | | 01/06/22 19:23 | 56-23-5 | |
| Chlorobenzene | ND | ug/L | 0.50 | 0.28 | 1 | | 01/06/22 19:23 | 108-90-7 | |
| Chloroethane | ND | ug/L | 1.0 | 0.65 | 1 | | 01/06/22 19:23 | 75-00-3 | |
| Chloroform | **1.1** | ug/L | 0.50 | 0.35 | 1 | | 01/06/22 19:23 | 67-66-3 | |
| Chloromethane | ND | ug/L | 1.0 | 0.54 | 1 | | 01/06/22 19:23 | 74-87-3 | |
| 2-Chlorotoluene | ND | ug/L | 0.50 | 0.32 | 1 | | 01/06/22 19:23 | 95-49-8 | |
| 4-Chlorotoluene | ND | ug/L | 0.50 | 0.32 | 1 | | 01/06/22 19:23 | 106-43-4 | |
| 1,2-Dibromo-3-chloropropane | ND | ug/L | 1.0 | 0.34 | 1 | | 01/06/22 19:23 | 96-12-8 | |
| Dibromochloromethane | ND | ug/L | 0.50 | 0.36 | 1 | | 01/06/22 19:23 | 124-48-1 | |
| 1,2-Dibromoethane (EDB) | ND | ug/L | 0.50 | 0.27 | 1 | | 01/06/22 19:23 | 106-93-4 | |
| Dibromomethane | ND | ug/L | 0.50 | 0.39 | 1 | | 01/06/22 19:23 | 74-95-3 | |
| 1,2-Dichlorobenzene | ND | ug/L | 0.50 | 0.34 | 1 | | 01/06/22 19:23 | 95-50-1 | |
| 1,3-Dichlorobenzene | ND | ug/L | 0.50 | 0.34 | 1 | | 01/06/22 19:23 | 541-73-1 | |
| 1,4-Dichlorobenzene | ND | ug/L | 0.50 | 0.33 | 1 | | 01/06/22 19:23 | 106-46-7 | |
| Dichlorodifluoromethane | ND | ug/L | 0.50 | 0.35 | 1 | | 01/06/22 19:23 | 75-71-8 | |
| 1,1-Dichloroethane | ND | ug/L | 0.50 | 0.37 | 1 | | 01/06/22 19:23 | 75-34-3 | |
| 1,2-Dichloroethane | ND | ug/L | 0.50 | 0.32 | 1 | | 01/06/22 19:23 | 107-06-2 | |
| 1,1-Dichloroethene | ND | ug/L | 0.50 | 0.35 | 1 | | 01/06/22 19:23 | 75-35-4 | |
| cis-1,2-Dichloroethene | ND | ug/L | 0.50 | 0.38 | 1 | | 01/06/22 19:23 | 156-59-2 | |
| trans-1,2-Dichloroethene | ND | ug/L | 0.50 | 0.40 | 1 | | 01/06/22 19:23 | 156-60-5 | |
| 1,2-Dichloropropane | ND | ug/L | 0.50 | 0.36 | 1 | | 01/06/22 19:23 | 78-87-5 | |
| 1,3-Dichloropropane | ND | ug/L | 0.50 | 0.28 | 1 | | 01/06/22 19:23 | 142-28-9 | |

## REPORT OF LABORATORY ANALYSIS

This report shall not be reproduced, except in full,
without the written consent of Pace Analytical Services, LLC.

Pace Analytical Services, LLC
9800 Kincey Ave. Suite 100
Huntersville, NC 28078
(704)875-9092

# ANALYTICAL RESULTS

Project: CPC HUNTERSVILLE
Pace Project No.: 92583209

**Sample: MW-88** **Lab ID: 92583209003** Collected: 01/05/22 11:10 Received: 01/05/22 17:30 Matrix: Water

| Parameters | Results | Units | Report Limit | MDL | DF | Prepared | Analyzed | CAS No. | Qual |
|---|---|---|---|---|---|---|---|---|---|
| **6200B MSV** | Analytical Method: SM 6200B<br>Pace Analytical Services - Charlotte | | | | | | | | |
| 2,2-Dichloropropane | ND | ug/L | 0.50 | 0.39 | 1 | | 01/06/22 19:23 | 594-20-7 | |
| 1,1-Dichloropropene | ND | ug/L | 0.50 | 0.43 | 1 | | 01/06/22 19:23 | 563-58-6 | |
| cis-1,3-Dichloropropene | ND | ug/L | 0.50 | 0.36 | 1 | | 01/06/22 19:23 | 10061-01-5 | |
| trans-1,3-Dichloropropene | ND | ug/L | 0.50 | 0.36 | 1 | | 01/06/22 19:23 | 10061-02-6 | |
| Diisopropyl ether | ND | ug/L | 0.50 | 0.31 | 1 | | 01/06/22 19:23 | 108-20-3 | |
| Ethylbenzene | ND | ug/L | 0.50 | 0.30 | 1 | | 01/06/22 19:23 | 100-41-4 | |
| Hexachloro-1,3-butadiene | ND | ug/L | 2.0 | 1.5 | 1 | | 01/06/22 19:23 | 87-68-3 | |
| Isopropylbenzene (Cumene) | ND | ug/L | 0.50 | 0.33 | 1 | | 01/06/22 19:23 | 98-82-8 | |
| Methylene Chloride | ND | ug/L | 2.0 | 2.0 | 1 | | 01/06/22 19:23 | 75-09-2 | |
| Methyl-tert-butyl ether | ND | ug/L | 0.50 | 0.42 | 1 | | 01/06/22 19:23 | 1634-04-4 | |
| Naphthalene | ND | ug/L | 2.0 | 0.64 | 1 | | 01/06/22 19:23 | 91-20-3 | |
| n-Propylbenzene | ND | ug/L | 0.50 | 0.34 | 1 | | 01/06/22 19:23 | 103-65-1 | |
| Styrene | ND | ug/L | 0.50 | 0.29 | 1 | | 01/06/22 19:23 | 100-42-5 | |
| 1,1,1,2-Tetrachloroethane | ND | ug/L | 0.50 | 0.31 | 1 | | 01/06/22 19:23 | 630-20-6 | |
| 1,1,2,2-Tetrachloroethane | ND | ug/L | 0.50 | 0.22 | 1 | | 01/06/22 19:23 | 79-34-5 | |
| Tetrachloroethene | ND | ug/L | 0.50 | 0.29 | 1 | | 01/06/22 19:23 | 127-18-4 | |
| Toluene | ND | ug/L | 0.50 | 0.48 | 1 | | 01/06/22 19:23 | 108-88-3 | |
| 1,2,3-Trichlorobenzene | ND | ug/L | 2.0 | 0.81 | 1 | | 01/06/22 19:23 | 87-61-6 | |
| 1,2,4-Trichlorobenzene | ND | ug/L | 2.0 | 0.64 | 1 | | 01/06/22 19:23 | 120-82-1 | |
| 1,1,1-Trichloroethane | ND | ug/L | 0.50 | 0.33 | 1 | | 01/06/22 19:23 | 71-55-6 | |
| 1,1,2-Trichloroethane | ND | ug/L | 0.50 | 0.32 | 1 | | 01/06/22 19:23 | 79-00-5 | |
| Trichloroethene | ND | ug/L | 0.50 | 0.38 | 1 | | 01/06/22 19:23 | 79-01-6 | |
| Trichlorofluoromethane | ND | ug/L | 1.0 | 0.30 | 1 | | 01/06/22 19:23 | 75-69-4 | |
| 1,2,3-Trichloropropane | ND | ug/L | 0.50 | 0.26 | 1 | | 01/06/22 19:23 | 96-18-4 | |
| 1,2,4-Trimethylbenzene | ND | ug/L | 0.50 | 0.50 | 1 | | 01/06/22 19:23 | 95-63-6 | |
| 1,3,5-Trimethylbenzene | ND | ug/L | 0.50 | 0.33 | 1 | | 01/06/22 19:23 | 108-67-8 | |
| Vinyl chloride | ND | ug/L | 1.0 | 0.39 | 1 | | 01/06/22 19:23 | 75-01-4 | |
| m&p-Xylene | ND | ug/L | 1.0 | 0.71 | 1 | | 01/06/22 19:23 | 179601-23-1 | |
| o-Xylene | ND | ug/L | 0.50 | 0.34 | 1 | | 01/06/22 19:23 | 95-47-6 | |
| ***Surrogates*** | | | | | | | | | |
| 1,2-Dichloroethane-d4 (S) | 87 | % | 70-130 | | 1 | | 01/06/22 19:23 | 17060-07-0 | |
| 4-Bromofluorobenzene (S) | 95 | % | 70-130 | | 1 | | 01/06/22 19:23 | 460-00-4 | |
| Toluene-d8 (S) | 102 | % | 70-130 | | 1 | | 01/06/22 19:23 | 2037-26-5 | |

## REPORT OF LABORATORY ANALYSIS

This report shall not be reproduced, except in full,
without the written consent of Pace Analytical Services, LLC.

Pace Analytical Services, LLC
9800 Kincey Ave. Suite 100
Huntersville, NC 28078
(704)875-9092

# ANALYTICAL RESULTS

Project: CPC HUNTERSVILLE
Pace Project No.: 92583209

**Sample: MW-07D** **Lab ID: 92583209004** Collected: 01/05/22 11:15 Received: 01/05/22 17:30 Matrix: Water

| Parameters | Results | Units | Report Limit | MDL | DF | Prepared | Analyzed | CAS No. | Qual |
|---|---|---|---|---|---|---|---|---|---|
| **VPH NC Water** | Analytical Method: MADEP VPH<br>Pace Analytical Services - Charlotte | | | | | | | | |
| Total VPH (C5-C12) | **143** | ug/L | 50.0 | 50.0 | 1 | | 01/07/22 20:15 | | N2 |
| Aliphatic (C05-C08) | **131** | ug/L | 50.0 | 50.0 | 1 | | 01/07/22 20:15 | | N2 |
| Aliphatic(C09-C12) Adjusted | ND | ug/L | 50.0 | 50.0 | 1 | | 01/07/22 20:15 | | N2 |
| Aromatic (C09-C10) | ND | ug/L | 50.0 | 50.0 | 1 | | 01/07/22 20:15 | | N2 |
| ***Surrogates*** | | | | | | | | | |
| 4-Bromofluorobenzene (FID) (S) | 99 | % | 70-130 | | 1 | | 01/07/22 20:15 | 460-00-4 | |
| 4-Bromofluorobenzene (PID) (S) | 81 | % | 70-130 | | 1 | | 01/07/22 20:15 | 460-00-4 | |
| **6020 MET ICPMS** | Analytical Method: EPA 6020B Preparation Method: EPA 3010A<br>Pace Analytical Services - Asheville | | | | | | | | |
| Lead | ND | ug/L | 5.0 | 0.077 | 1 | 01/07/22 09:27 | 01/07/22 20:50 | 7439-92-1 | |
| **6200B MSV** | Analytical Method: SM 6200B<br>Pace Analytical Services - Charlotte | | | | | | | | |
| Benzene | **33.4** | ug/L | 0.50 | 0.34 | 1 | | 01/06/22 18:29 | 71-43-2 | |
| Bromobenzene | ND | ug/L | 0.50 | 0.29 | 1 | | 01/06/22 18:29 | 108-86-1 | |
| Bromochloromethane | ND | ug/L | 0.50 | 0.47 | 1 | | 01/06/22 18:29 | 74-97-5 | |
| Bromodichloromethane | ND | ug/L | 0.50 | 0.31 | 1 | | 01/06/22 18:29 | 75-27-4 | |
| Bromoform | ND | ug/L | 0.50 | 0.34 | 1 | | 01/06/22 18:29 | 75-25-2 | |
| Bromomethane | ND | ug/L | 5.0 | 1.7 | 1 | | 01/06/22 18:29 | 74-83-9 | |
| n-Butylbenzene | ND | ug/L | 0.50 | 0.49 | 1 | | 01/06/22 18:29 | 104-51-8 | |
| sec-Butylbenzene | ND | ug/L | 0.50 | 0.40 | 1 | | 01/06/22 18:29 | 135-98-8 | |
| tert-Butylbenzene | ND | ug/L | 0.50 | 0.32 | 1 | | 01/06/22 18:29 | 98-06-6 | |
| Carbon tetrachloride | ND | ug/L | 0.50 | 0.33 | 1 | | 01/06/22 18:29 | 56-23-5 | |
| Chlorobenzene | ND | ug/L | 0.50 | 0.28 | 1 | | 01/06/22 18:29 | 108-90-7 | |
| Chloroethane | ND | ug/L | 1.0 | 0.65 | 1 | | 01/06/22 18:29 | 75-00-3 | |
| Chloroform | ND | ug/L | 0.50 | 0.35 | 1 | | 01/06/22 18:29 | 67-66-3 | |
| Chloromethane | ND | ug/L | 1.0 | 0.54 | 1 | | 01/06/22 18:29 | 74-87-3 | |
| 2-Chlorotoluene | ND | ug/L | 0.50 | 0.32 | 1 | | 01/06/22 18:29 | 95-49-8 | |
| 4-Chlorotoluene | ND | ug/L | 0.50 | 0.32 | 1 | | 01/06/22 18:29 | 106-43-4 | |
| 1,2-Dibromo-3-chloropropane | ND | ug/L | 1.0 | 0.34 | 1 | | 01/06/22 18:29 | 96-12-8 | |
| Dibromochloromethane | ND | ug/L | 0.50 | 0.36 | 1 | | 01/06/22 18:29 | 124-48-1 | |
| 1,2-Dibromoethane (EDB) | ND | ug/L | 0.50 | 0.27 | 1 | | 01/06/22 18:29 | 106-93-4 | |
| Dibromomethane | ND | ug/L | 0.50 | 0.39 | 1 | | 01/06/22 18:29 | 74-95-3 | |
| 1,2-Dichlorobenzene | ND | ug/L | 0.50 | 0.34 | 1 | | 01/06/22 18:29 | 95-50-1 | |
| 1,3-Dichlorobenzene | ND | ug/L | 0.50 | 0.34 | 1 | | 01/06/22 18:29 | 541-73-1 | |
| 1,4-Dichlorobenzene | ND | ug/L | 0.50 | 0.33 | 1 | | 01/06/22 18:29 | 106-46-7 | |
| Dichlorodifluoromethane | ND | ug/L | 0.50 | 0.35 | 1 | | 01/06/22 18:29 | 75-71-8 | |
| 1,1-Dichloroethane | ND | ug/L | 0.50 | 0.37 | 1 | | 01/06/22 18:29 | 75-34-3 | |
| 1,2-Dichloroethane | ND | ug/L | 0.50 | 0.32 | 1 | | 01/06/22 18:29 | 107-06-2 | |
| 1,1-Dichloroethene | ND | ug/L | 0.50 | 0.35 | 1 | | 01/06/22 18:29 | 75-35-4 | |
| cis-1,2-Dichloroethene | ND | ug/L | 0.50 | 0.38 | 1 | | 01/06/22 18:29 | 156-59-2 | |
| trans-1,2-Dichloroethene | ND | ug/L | 0.50 | 0.40 | 1 | | 01/06/22 18:29 | 156-60-5 | |
| 1,2-Dichloropropane | ND | ug/L | 0.50 | 0.36 | 1 | | 01/06/22 18:29 | 78-87-5 | |
| 1,3-Dichloropropane | ND | ug/L | 0.50 | 0.28 | 1 | | 01/06/22 18:29 | 142-28-9 | |

## REPORT OF LABORATORY ANALYSIS

This report shall not be reproduced, except in full,
without the written consent of Pace Analytical Services, LLC.

Pace Analytical Services, LLC
9800 Kincey Ave. Suite 100
Huntersville, NC 28078
(704)875-9092

# ANALYTICAL RESULTS

Project: CPC HUNTERSVILLE
Pace Project No.: 92583209

**Sample: MW-07D** **Lab ID: 92583209004** Collected: 01/05/22 11:15 Received: 01/05/22 17:30 Matrix: Water

| Parameters | Results | Units | Report Limit | MDL | DF | Prepared | Analyzed | CAS No. | Qual |
|---|---|---|---|---|---|---|---|---|---|
| **6200B MSV** | Analytical Method: SM 6200B<br>Pace Analytical Services - Charlotte | | | | | | | | |
| 2,2-Dichloropropane | ND | ug/L | 0.50 | 0.39 | 1 | | 01/06/22 18:29 | 594-20-7 | |
| 1,1-Dichloropropene | ND | ug/L | 0.50 | 0.43 | 1 | | 01/06/22 18:29 | 563-58-6 | |
| cis-1,3-Dichloropropene | ND | ug/L | 0.50 | 0.36 | 1 | | 01/06/22 18:29 | 10061-01-5 | |
| trans-1,3-Dichloropropene | ND | ug/L | 0.50 | 0.36 | 1 | | 01/06/22 18:29 | 10061-02-6 | |
| Diisopropyl ether | **12.1** | ug/L | 0.50 | 0.31 | 1 | | 01/06/22 18:29 | 108-20-3 | |
| Ethylbenzene | ND | ug/L | 0.50 | 0.30 | 1 | | 01/06/22 18:29 | 100-41-4 | |
| Hexachloro-1,3-butadiene | ND | ug/L | 2.0 | 1.5 | 1 | | 01/06/22 18:29 | 87-68-3 | |
| Isopropylbenzene (Cumene) | ND | ug/L | 0.50 | 0.33 | 1 | | 01/06/22 18:29 | 98-82-8 | |
| Methylene Chloride | ND | ug/L | 2.0 | 2.0 | 1 | | 01/06/22 18:29 | 75-09-2 | |
| Methyl-tert-butyl ether | **5.9** | ug/L | 0.50 | 0.42 | 1 | | 01/06/22 18:29 | 1634-04-4 | |
| Naphthalene | ND | ug/L | 2.0 | 0.64 | 1 | | 01/06/22 18:29 | 91-20-3 | |
| n-Propylbenzene | ND | ug/L | 0.50 | 0.34 | 1 | | 01/06/22 18:29 | 103-65-1 | |
| Styrene | ND | ug/L | 0.50 | 0.29 | 1 | | 01/06/22 18:29 | 100-42-5 | |
| 1,1,1,2-Tetrachloroethane | ND | ug/L | 0.50 | 0.31 | 1 | | 01/06/22 18:29 | 630-20-6 | |
| 1,1,2,2-Tetrachloroethane | ND | ug/L | 0.50 | 0.22 | 1 | | 01/06/22 18:29 | 79-34-5 | |
| Tetrachloroethene | ND | ug/L | 0.50 | 0.29 | 1 | | 01/06/22 18:29 | 127-18-4 | |
| Toluene | **1.5** | ug/L | 0.50 | 0.48 | 1 | | 01/06/22 18:29 | 108-88-3 | |
| 1,2,3-Trichlorobenzene | ND | ug/L | 2.0 | 0.81 | 1 | | 01/06/22 18:29 | 87-61-6 | |
| 1,2,4-Trichlorobenzene | ND | ug/L | 2.0 | 0.64 | 1 | | 01/06/22 18:29 | 120-82-1 | |
| 1,1,1-Trichloroethane | ND | ug/L | 0.50 | 0.33 | 1 | | 01/06/22 18:29 | 71-55-6 | |
| 1,1,2-Trichloroethane | ND | ug/L | 0.50 | 0.32 | 1 | | 01/06/22 18:29 | 79-00-5 | |
| Trichloroethene | ND | ug/L | 0.50 | 0.38 | 1 | | 01/06/22 18:29 | 79-01-6 | |
| Trichlorofluoromethane | ND | ug/L | 1.0 | 0.30 | 1 | | 01/06/22 18:29 | 75-69-4 | |
| 1,2,3-Trichloropropane | ND | ug/L | 0.50 | 0.26 | 1 | | 01/06/22 18:29 | 96-18-4 | |
| 1,2,4-Trimethylbenzene | ND | ug/L | 0.50 | 0.50 | 1 | | 01/06/22 18:29 | 95-63-6 | |
| 1,3,5-Trimethylbenzene | ND | ug/L | 0.50 | 0.33 | 1 | | 01/06/22 18:29 | 108-67-8 | |
| Vinyl chloride | ND | ug/L | 1.0 | 0.39 | 1 | | 01/06/22 18:29 | 75-01-4 | |
| m&p-Xylene | ND | ug/L | 1.0 | 0.71 | 1 | | 01/06/22 18:29 | 179601-23-1 | |
| o-Xylene | **5.9** | ug/L | 0.50 | 0.34 | 1 | | 01/06/22 18:29 | 95-47-6 | |
| ***Surrogates*** | | | | | | | | | |
| 1,2-Dichloroethane-d4 (S) | 89 | % | 70-130 | | 1 | | 01/06/22 18:29 | 17060-07-0 | |
| 4-Bromofluorobenzene (S) | 94 | % | 70-130 | | 1 | | 01/06/22 18:29 | 460-00-4 | |
| Toluene-d8 (S) | 101 | % | 70-130 | | 1 | | 01/06/22 18:29 | 2037-26-5 | |

## REPORT OF LABORATORY ANALYSIS

This report shall not be reproduced, except in full,
without the written consent of Pace Analytical Services, LLC.

Pace Analytical Services, LLC
9800 Kincey Ave. Suite 100
Huntersville, NC 28078
(704)875-9092

# ANALYTICAL RESULTS

Project: CPC HUNTERSVILLE
Pace Project No.: 92583209

**Sample: DUP-2-20220105** **Lab ID: 92583209005** Collected: 01/05/22 10:30 Received: 01/05/22 17:30 Matrix: Water

| Parameters | Results | Units | Report Limit | MDL | DF | Prepared | Analyzed | CAS No. | Qual |
|---|---|---|---|---|---|---|---|---|---|
| **VPH NC Water** | Analytical Method: MADEP VPH<br>Pace Analytical Services - Charlotte | | | | | | | | |
| Total VPH (C5-C12) | ND | ug/L | 50.0 | 50.0 | 1 | | 01/07/22 20:43 | | N2 |
| Aliphatic (C05-C08) | ND | ug/L | 50.0 | 50.0 | 1 | | 01/07/22 20:43 | | N2 |
| Aliphatic(C09-C12) Adjusted | ND | ug/L | 50.0 | 50.0 | 1 | | 01/07/22 20:43 | | N2 |
| Aromatic (C09-C10) | ND | ug/L | 50.0 | 50.0 | 1 | | 01/07/22 20:43 | | N2 |
| ***Surrogates*** | | | | | | | | | |
| 4-Bromofluorobenzene (FID) (S) | 99 | % | 70-130 | | 1 | | 01/07/22 20:43 | 460-00-4 | |
| 4-Bromofluorobenzene (PID) (S) | 82 | % | 70-130 | | 1 | | 01/07/22 20:43 | 460-00-4 | |
| **6020 MET ICPMS** | Analytical Method: EPA 6020B Preparation Method: EPA 3010A<br>Pace Analytical Services - Asheville | | | | | | | | |
| Lead | ND | ug/L | 5.0 | 0.077 | 1 | 01/07/22 09:27 | 01/07/22 20:53 | 7439-92-1 | |
| **6200B MSV** | Analytical Method: SM 6200B<br>Pace Analytical Services - Charlotte | | | | | | | | |
| Benzene | ND | ug/L | 0.50 | 0.34 | 1 | | 01/06/22 18:47 | 71-43-2 | |
| Bromobenzene | ND | ug/L | 0.50 | 0.29 | 1 | | 01/06/22 18:47 | 108-86-1 | |
| Bromochloromethane | ND | ug/L | 0.50 | 0.47 | 1 | | 01/06/22 18:47 | 74-97-5 | |
| Bromodichloromethane | ND | ug/L | 0.50 | 0.31 | 1 | | 01/06/22 18:47 | 75-27-4 | |
| Bromoform | ND | ug/L | 0.50 | 0.34 | 1 | | 01/06/22 18:47 | 75-25-2 | |
| Bromomethane | ND | ug/L | 5.0 | 1.7 | 1 | | 01/06/22 18:47 | 74-83-9 | |
| n-Butylbenzene | ND | ug/L | 0.50 | 0.49 | 1 | | 01/06/22 18:47 | 104-51-8 | |
| sec-Butylbenzene | ND | ug/L | 0.50 | 0.40 | 1 | | 01/06/22 18:47 | 135-98-8 | |
| tert-Butylbenzene | ND | ug/L | 0.50 | 0.32 | 1 | | 01/06/22 18:47 | 98-06-6 | |
| Carbon tetrachloride | ND | ug/L | 0.50 | 0.33 | 1 | | 01/06/22 18:47 | 56-23-5 | |
| Chlorobenzene | ND | ug/L | 0.50 | 0.28 | 1 | | 01/06/22 18:47 | 108-90-7 | |
| Chloroethane | ND | ug/L | 1.0 | 0.65 | 1 | | 01/06/22 18:47 | 75-00-3 | |
| Chloroform | ND | ug/L | 0.50 | 0.35 | 1 | | 01/06/22 18:47 | 67-66-3 | |
| Chloromethane | ND | ug/L | 1.0 | 0.54 | 1 | | 01/06/22 18:47 | 74-87-3 | |
| 2-Chlorotoluene | ND | ug/L | 0.50 | 0.32 | 1 | | 01/06/22 18:47 | 95-49-8 | |
| 4-Chlorotoluene | ND | ug/L | 0.50 | 0.32 | 1 | | 01/06/22 18:47 | 106-43-4 | |
| 1,2-Dibromo-3-chloropropane | ND | ug/L | 1.0 | 0.34 | 1 | | 01/06/22 18:47 | 96-12-8 | |
| Dibromochloromethane | ND | ug/L | 0.50 | 0.36 | 1 | | 01/06/22 18:47 | 124-48-1 | |
| 1,2-Dibromoethane (EDB) | ND | ug/L | 0.50 | 0.27 | 1 | | 01/06/22 18:47 | 106-93-4 | |
| Dibromomethane | ND | ug/L | 0.50 | 0.39 | 1 | | 01/06/22 18:47 | 74-95-3 | |
| 1,2-Dichlorobenzene | ND | ug/L | 0.50 | 0.34 | 1 | | 01/06/22 18:47 | 95-50-1 | |
| 1,3-Dichlorobenzene | ND | ug/L | 0.50 | 0.34 | 1 | | 01/06/22 18:47 | 541-73-1 | |
| 1,4-Dichlorobenzene | ND | ug/L | 0.50 | 0.33 | 1 | | 01/06/22 18:47 | 106-46-7 | |
| Dichlorodifluoromethane | ND | ug/L | 0.50 | 0.35 | 1 | | 01/06/22 18:47 | 75-71-8 | |
| 1,1-Dichloroethane | ND | ug/L | 0.50 | 0.37 | 1 | | 01/06/22 18:47 | 75-34-3 | |
| 1,2-Dichloroethane | ND | ug/L | 0.50 | 0.32 | 1 | | 01/06/22 18:47 | 107-06-2 | |
| 1,1-Dichloroethene | ND | ug/L | 0.50 | 0.35 | 1 | | 01/06/22 18:47 | 75-35-4 | |
| cis-1,2-Dichloroethene | ND | ug/L | 0.50 | 0.38 | 1 | | 01/06/22 18:47 | 156-59-2 | |
| trans-1,2-Dichloroethene | ND | ug/L | 0.50 | 0.40 | 1 | | 01/06/22 18:47 | 156-60-5 | |
| 1,2-Dichloropropane | ND | ug/L | 0.50 | 0.36 | 1 | | 01/06/22 18:47 | 78-87-5 | |
| 1,3-Dichloropropane | ND | ug/L | 0.50 | 0.28 | 1 | | 01/06/22 18:47 | 142-28-9 | |

## REPORT OF LABORATORY ANALYSIS

This report shall not be reproduced, except in full,
without the written consent of Pace Analytical Services, LLC.

Pace Analytical Services, LLC
9800 Kincey Ave. Suite 100
Huntersville, NC 28078
(704)875-9092

## ANALYTICAL RESULTS

Project: CPC HUNTERSVILLE
Pace Project No.: 92583209

**Sample: DUP-2-20220105** **Lab ID: 92583209005** Collected: 01/05/22 10:30 Received: 01/05/22 17:30 Matrix: Water

| Parameters | Results | Units | Report Limit | MDL | DF | Prepared | Analyzed | CAS No. | Qual |
|---|---|---|---|---|---|---|---|---|---|
| **6200B MSV** | Analytical Method: SM 6200B<br>Pace Analytical Services - Charlotte | | | | | | | | |
| 2,2-Dichloropropane | ND | ug/L | 0.50 | 0.39 | 1 | | 01/06/22 18:47 | 594-20-7 | |
| 1,1-Dichloropropene | ND | ug/L | 0.50 | 0.43 | 1 | | 01/06/22 18:47 | 563-58-6 | |
| cis-1,3-Dichloropropene | ND | ug/L | 0.50 | 0.36 | 1 | | 01/06/22 18:47 | 10061-01-5 | |
| trans-1,3-Dichloropropene | ND | ug/L | 0.50 | 0.36 | 1 | | 01/06/22 18:47 | 10061-02-6 | |
| Diisopropyl ether | ND | ug/L | 0.50 | 0.31 | 1 | | 01/06/22 18:47 | 108-20-3 | |
| Ethylbenzene | ND | ug/L | 0.50 | 0.30 | 1 | | 01/06/22 18:47 | 100-41-4 | |
| Hexachloro-1,3-butadiene | ND | ug/L | 2.0 | 1.5 | 1 | | 01/06/22 18:47 | 87-68-3 | |
| Isopropylbenzene (Cumene) | ND | ug/L | 0.50 | 0.33 | 1 | | 01/06/22 18:47 | 98-82-8 | |
| Methylene Chloride | ND | ug/L | 2.0 | 2.0 | 1 | | 01/06/22 18:47 | 75-09-2 | |
| Methyl-tert-butyl ether | ND | ug/L | 0.50 | 0.42 | 1 | | 01/06/22 18:47 | 1634-04-4 | |
| Naphthalene | ND | ug/L | 2.0 | 0.64 | 1 | | 01/06/22 18:47 | 91-20-3 | |
| n-Propylbenzene | ND | ug/L | 0.50 | 0.34 | 1 | | 01/06/22 18:47 | 103-65-1 | |
| Styrene | ND | ug/L | 0.50 | 0.29 | 1 | | 01/06/22 18:47 | 100-42-5 | |
| 1,1,1,2-Tetrachloroethane | ND | ug/L | 0.50 | 0.31 | 1 | | 01/06/22 18:47 | 630-20-6 | |
| 1,1,2,2-Tetrachloroethane | ND | ug/L | 0.50 | 0.22 | 1 | | 01/06/22 18:47 | 79-34-5 | |
| Tetrachloroethene | ND | ug/L | 0.50 | 0.29 | 1 | | 01/06/22 18:47 | 127-18-4 | |
| Toluene | ND | ug/L | 0.50 | 0.48 | 1 | | 01/06/22 18:47 | 108-88-3 | |
| 1,2,3-Trichlorobenzene | ND | ug/L | 2.0 | 0.81 | 1 | | 01/06/22 18:47 | 87-61-6 | |
| 1,2,4-Trichlorobenzene | ND | ug/L | 2.0 | 0.64 | 1 | | 01/06/22 18:47 | 120-82-1 | |
| 1,1,1-Trichloroethane | ND | ug/L | 0.50 | 0.33 | 1 | | 01/06/22 18:47 | 71-55-6 | |
| 1,1,2-Trichloroethane | ND | ug/L | 0.50 | 0.32 | 1 | | 01/06/22 18:47 | 79-00-5 | |
| Trichloroethene | ND | ug/L | 0.50 | 0.38 | 1 | | 01/06/22 18:47 | 79-01-6 | |
| Trichlorofluoromethane | ND | ug/L | 1.0 | 0.30 | 1 | | 01/06/22 18:47 | 75-69-4 | |
| 1,2,3-Trichloropropane | ND | ug/L | 0.50 | 0.26 | 1 | | 01/06/22 18:47 | 96-18-4 | |
| 1,2,4-Trimethylbenzene | ND | ug/L | 0.50 | 0.50 | 1 | | 01/06/22 18:47 | 95-63-6 | |
| 1,3,5-Trimethylbenzene | ND | ug/L | 0.50 | 0.33 | 1 | | 01/06/22 18:47 | 108-67-8 | |
| Vinyl chloride | ND | ug/L | 1.0 | 0.39 | 1 | | 01/06/22 18:47 | 75-01-4 | |
| m&p-Xylene | ND | ug/L | 1.0 | 0.71 | 1 | | 01/06/22 18:47 | 179601-23-1 | |
| o-Xylene | ND | ug/L | 0.50 | 0.34 | 1 | | 01/06/22 18:47 | 95-47-6 | |
| ***Surrogates*** | | | | | | | | | |
| 1,2-Dichloroethane-d4 (S) | 90 | % | 70-130 | | 1 | | 01/06/22 18:47 | 17060-07-0 | |
| 4-Bromofluorobenzene (S) | 95 | % | 70-130 | | 1 | | 01/06/22 18:47 | 460-00-4 | |
| Toluene-d8 (S) | 103 | % | 70-130 | | 1 | | 01/06/22 18:47 | 2037-26-5 | |

## REPORT OF LABORATORY ANALYSIS

This report shall not be reproduced, except in full,
without the written consent of Pace Analytical Services, LLC.

Pace Analytical Services, LLC
9800 Kincey Ave. Suite 100
Huntersville, NC 28078
(704)875-9092

## ANALYTICAL RESULTS

Project: CPC HUNTERSVILLE
Pace Project No.: 92583209

**Sample: MW-34** **Lab ID: 92583209006** Collected: 01/05/22 10:25 Received: 01/05/22 17:30 Matrix: Water

| Parameters | Results | Units | Report Limit | MDL | DF | Prepared | Analyzed | CAS No. | Qual |
|---|---|---|---|---|---|---|---|---|---|
| **VPH NC Water** | Analytical Method: MADEP VPH<br>Pace Analytical Services - Charlotte | | | | | | | | |
| Total VPH (C5-C12) | ND | ug/L | 50.0 | 50.0 | 1 | | 01/07/22 22:36 | | N2 |
| Aliphatic (C05-C08) | ND | ug/L | 50.0 | 50.0 | 1 | | 01/07/22 22:36 | | N2 |
| Aliphatic(C09-C12) Adjusted | ND | ug/L | 50.0 | 50.0 | 1 | | 01/07/22 22:36 | | N2 |
| Aromatic (C09-C10) | ND | ug/L | 50.0 | 50.0 | 1 | | 01/07/22 22:36 | | N2 |
| ***Surrogates*** | | | | | | | | | |
| 4-Bromofluorobenzene (FID) (S) | 100 | % | 70-130 | | 1 | | 01/07/22 22:36 | 460-00-4 | |
| 4-Bromofluorobenzene (PID) (S) | 83 | % | 70-130 | | 1 | | 01/07/22 22:36 | 460-00-4 | |
| **6020 MET ICPMS** | Analytical Method: EPA 6020B Preparation Method: EPA 3010A<br>Pace Analytical Services - Asheville | | | | | | | | |
| Lead | **0.079J** | ug/L | 5.0 | 0.077 | 1 | 01/07/22 09:27 | 01/07/22 21:15 | 7439-92-1 | |
| **6200B MSV** | Analytical Method: SM 6200B<br>Pace Analytical Services - Charlotte | | | | | | | | |
| Benzene | ND | ug/L | 0.50 | 0.34 | 1 | | 01/11/22 12:40 | 71-43-2 | |
| Bromobenzene | ND | ug/L | 0.50 | 0.29 | 1 | | 01/11/22 12:40 | 108-86-1 | |
| Bromochloromethane | ND | ug/L | 0.50 | 0.47 | 1 | | 01/11/22 12:40 | 74-97-5 | |
| Bromodichloromethane | ND | ug/L | 0.50 | 0.31 | 1 | | 01/11/22 12:40 | 75-27-4 | |
| Bromoform | ND | ug/L | 0.50 | 0.34 | 1 | | 01/11/22 12:40 | 75-25-2 | |
| Bromomethane | ND | ug/L | 5.0 | 1.7 | 1 | | 01/11/22 12:40 | 74-83-9 | |
| n-Butylbenzene | ND | ug/L | 0.50 | 0.49 | 1 | | 01/11/22 12:40 | 104-51-8 | |
| sec-Butylbenzene | ND | ug/L | 0.50 | 0.40 | 1 | | 01/11/22 12:40 | 135-98-8 | |
| tert-Butylbenzene | ND | ug/L | 0.50 | 0.32 | 1 | | 01/11/22 12:40 | 98-06-6 | |
| Carbon tetrachloride | ND | ug/L | 0.50 | 0.33 | 1 | | 01/11/22 12:40 | 56-23-5 | |
| Chlorobenzene | ND | ug/L | 0.50 | 0.28 | 1 | | 01/11/22 12:40 | 108-90-7 | |
| Chloroethane | ND | ug/L | 1.0 | 0.65 | 1 | | 01/11/22 12:40 | 75-00-3 | |
| Chloroform | ND | ug/L | 0.50 | 0.35 | 1 | | 01/11/22 12:40 | 67-66-3 | |
| Chloromethane | ND | ug/L | 1.0 | 0.54 | 1 | | 01/11/22 12:40 | 74-87-3 | |
| 2-Chlorotoluene | ND | ug/L | 0.50 | 0.32 | 1 | | 01/11/22 12:40 | 95-49-8 | |
| 4-Chlorotoluene | ND | ug/L | 0.50 | 0.32 | 1 | | 01/11/22 12:40 | 106-43-4 | |
| 1,2-Dibromo-3-chloropropane | ND | ug/L | 1.0 | 0.34 | 1 | | 01/11/22 12:40 | 96-12-8 | |
| Dibromochloromethane | ND | ug/L | 0.50 | 0.36 | 1 | | 01/11/22 12:40 | 124-48-1 | |
| 1,2-Dibromoethane (EDB) | ND | ug/L | 0.50 | 0.27 | 1 | | 01/11/22 12:40 | 106-93-4 | |
| Dibromomethane | ND | ug/L | 0.50 | 0.39 | 1 | | 01/11/22 12:40 | 74-95-3 | |
| 1,2-Dichlorobenzene | ND | ug/L | 0.50 | 0.34 | 1 | | 01/11/22 12:40 | 95-50-1 | |
| 1,3-Dichlorobenzene | ND | ug/L | 0.50 | 0.34 | 1 | | 01/11/22 12:40 | 541-73-1 | |
| 1,4-Dichlorobenzene | ND | ug/L | 0.50 | 0.33 | 1 | | 01/11/22 12:40 | 106-46-7 | |
| Dichlorodifluoromethane | ND | ug/L | 0.50 | 0.35 | 1 | | 01/11/22 12:40 | 75-71-8 | |
| 1,1-Dichloroethane | ND | ug/L | 0.50 | 0.37 | 1 | | 01/11/22 12:40 | 75-34-3 | |
| 1,2-Dichloroethane | ND | ug/L | 0.50 | 0.32 | 1 | | 01/11/22 12:40 | 107-06-2 | |
| 1,1-Dichloroethene | ND | ug/L | 0.50 | 0.35 | 1 | | 01/11/22 12:40 | 75-35-4 | |
| cis-1,2-Dichloroethene | ND | ug/L | 0.50 | 0.38 | 1 | | 01/11/22 12:40 | 156-59-2 | |
| trans-1,2-Dichloroethene | ND | ug/L | 0.50 | 0.40 | 1 | | 01/11/22 12:40 | 156-60-5 | |
| 1,2-Dichloropropane | ND | ug/L | 0.50 | 0.36 | 1 | | 01/11/22 12:40 | 78-87-5 | |
| 1,3-Dichloropropane | ND | ug/L | 0.50 | 0.28 | 1 | | 01/11/22 12:40 | 142-28-9 | |

## REPORT OF LABORATORY ANALYSIS

This report shall not be reproduced, except in full,
without the written consent of Pace Analytical Services, LLC.

Pace Analytical Services, LLC
9800 Kincey Ave. Suite 100
Huntersville, NC 28078
(704)875-9092

# ANALYTICAL RESULTS

Project: CPC HUNTERSVILLE
Pace Project No.: 92583209

**Sample: MW-34** **Lab ID: 92583209006** Collected: 01/05/22 10:25 Received: 01/05/22 17:30 Matrix: Water

| Parameters | Results | Units | Report Limit | MDL | DF | Prepared | Analyzed | CAS No. | Qual |
|---|---|---|---|---|---|---|---|---|---|
| **6200B MSV** | Analytical Method: SM 6200B<br>Pace Analytical Services - Charlotte | | | | | | | | |
| 2,2-Dichloropropane | ND | ug/L | 0.50 | 0.39 | 1 | | 01/11/22 12:40 | 594-20-7 | |
| 1,1-Dichloropropene | ND | ug/L | 0.50 | 0.43 | 1 | | 01/11/22 12:40 | 563-58-6 | |
| cis-1,3-Dichloropropene | ND | ug/L | 0.50 | 0.36 | 1 | | 01/11/22 12:40 | 10061-01-5 | |
| trans-1,3-Dichloropropene | ND | ug/L | 0.50 | 0.36 | 1 | | 01/11/22 12:40 | 10061-02-6 | |
| Diisopropyl ether | ND | ug/L | 0.50 | 0.31 | 1 | | 01/11/22 12:40 | 108-20-3 | |
| Ethylbenzene | ND | ug/L | 0.50 | 0.30 | 1 | | 01/11/22 12:40 | 100-41-4 | |
| Hexachloro-1,3-butadiene | ND | ug/L | 2.0 | 1.5 | 1 | | 01/11/22 12:40 | 87-68-3 | |
| Isopropylbenzene (Cumene) | ND | ug/L | 0.50 | 0.33 | 1 | | 01/11/22 12:40 | 98-82-8 | |
| Methylene Chloride | ND | ug/L | 2.0 | 2.0 | 1 | | 01/11/22 12:40 | 75-09-2 | |
| Methyl-tert-butyl ether | ND | ug/L | 0.50 | 0.42 | 1 | | 01/11/22 12:40 | 1634-04-4 | |
| Naphthalene | ND | ug/L | 2.0 | 0.64 | 1 | | 01/11/22 12:40 | 91-20-3 | |
| n-Propylbenzene | ND | ug/L | 0.50 | 0.34 | 1 | | 01/11/22 12:40 | 103-65-1 | |
| Styrene | ND | ug/L | 0.50 | 0.29 | 1 | | 01/11/22 12:40 | 100-42-5 | |
| 1,1,1,2-Tetrachloroethane | ND | ug/L | 0.50 | 0.31 | 1 | | 01/11/22 12:40 | 630-20-6 | |
| 1,1,2,2-Tetrachloroethane | ND | ug/L | 0.50 | 0.22 | 1 | | 01/11/22 12:40 | 79-34-5 | |
| Tetrachloroethene | ND | ug/L | 0.50 | 0.29 | 1 | | 01/11/22 12:40 | 127-18-4 | |
| Toluene | ND | ug/L | 0.50 | 0.48 | 1 | | 01/11/22 12:40 | 108-88-3 | |
| 1,2,3-Trichlorobenzene | ND | ug/L | 2.0 | 0.81 | 1 | | 01/11/22 12:40 | 87-61-6 | |
| 1,2,4-Trichlorobenzene | ND | ug/L | 2.0 | 0.64 | 1 | | 01/11/22 12:40 | 120-82-1 | |
| 1,1,1-Trichloroethane | ND | ug/L | 0.50 | 0.33 | 1 | | 01/11/22 12:40 | 71-55-6 | |
| 1,1,2-Trichloroethane | ND | ug/L | 0.50 | 0.32 | 1 | | 01/11/22 12:40 | 79-00-5 | |
| Trichloroethene | ND | ug/L | 0.50 | 0.38 | 1 | | 01/11/22 12:40 | 79-01-6 | |
| Trichlorofluoromethane | ND | ug/L | 1.0 | 0.30 | 1 | | 01/11/22 12:40 | 75-69-4 | |
| 1,2,3-Trichloropropane | ND | ug/L | 0.50 | 0.26 | 1 | | 01/11/22 12:40 | 96-18-4 | |
| 1,2,4-Trimethylbenzene | ND | ug/L | 0.50 | 0.50 | 1 | | 01/11/22 12:40 | 95-63-6 | |
| 1,3,5-Trimethylbenzene | ND | ug/L | 0.50 | 0.33 | 1 | | 01/11/22 12:40 | 108-67-8 | |
| Vinyl chloride | ND | ug/L | 1.0 | 0.39 | 1 | | 01/11/22 12:40 | 75-01-4 | |
| m&p-Xylene | ND | ug/L | 1.0 | 0.71 | 1 | | 01/11/22 12:40 | 179601-23-1 | |
| o-Xylene | ND | ug/L | 0.50 | 0.34 | 1 | | 01/11/22 12:40 | 95-47-6 | |
| ***Surrogates*** | | | | | | | | | |
| 1,2-Dichloroethane-d4 (S) | 92 | % | 70-130 | | 1 | | 01/11/22 12:40 | 17060-07-0 | |
| 4-Bromofluorobenzene (S) | 95 | % | 70-130 | | 1 | | 01/11/22 12:40 | 460-00-4 | |
| Toluene-d8 (S) | 98 | % | 70-130 | | 1 | | 01/11/22 12:40 | 2037-26-5 | |

## REPORT OF LABORATORY ANALYSIS

This report shall not be reproduced, except in full,
without the written consent of Pace Analytical Services, LLC.

Pace Analytical Services, LLC
9800 Kincey Ave. Suite 100
Huntersville, NC 28078
(704)875-9092

## ANALYTICAL RESULTS

Project: CPC HUNTERSVILLE
Pace Project No.: 92583209

**Sample: MW-89** **Lab ID: 92583209007** Collected: 01/05/22 12:45 Received: 01/05/22 17:30 Matrix: Water

| Parameters | Results | Units | Report Limit | MDL | DF | Prepared | Analyzed | CAS No. | Qual |
|---|---|---|---|---|---|---|---|---|---|
| **VPH NC Water** | Analytical Method: MADEP VPH<br>Pace Analytical Services - Charlotte | | | | | | | | |
| Total VPH (C5-C12) | ND | ug/L | 50.0 | 50.0 | 1 | | 01/07/22 23:05 | | N2 |
| Aliphatic (C05-C08) | ND | ug/L | 50.0 | 50.0 | 1 | | 01/07/22 23:05 | | N2 |
| Aliphatic(C09-C12) Adjusted | ND | ug/L | 50.0 | 50.0 | 1 | | 01/07/22 23:05 | | N2 |
| Aromatic (C09-C10) | ND | ug/L | 50.0 | 50.0 | 1 | | 01/07/22 23:05 | | N2 |
| ***Surrogates*** | | | | | | | | | |
| 4-Bromofluorobenzene (FID) (S) | 99 | % | 70-130 | | 1 | | 01/07/22 23:05 | 460-00-4 | |
| 4-Bromofluorobenzene (PID) (S) | 82 | % | 70-130 | | 1 | | 01/07/22 23:05 | 460-00-4 | |
| **6020 MET ICPMS** | Analytical Method: EPA 6020B Preparation Method: EPA 3010A<br>Pace Analytical Services - Asheville | | | | | | | | |
| Lead | **3.5J** | ug/L | 5.0 | 0.077 | 1 | 01/07/22 09:27 | 01/07/22 21:18 | 7439-92-1 | |
| **6200B MSV** | Analytical Method: SM 6200B<br>Pace Analytical Services - Charlotte | | | | | | | | |
| Benzene | ND | ug/L | 0.50 | 0.34 | 1 | | 01/06/22 19:41 | 71-43-2 | |
| Bromobenzene | ND | ug/L | 0.50 | 0.29 | 1 | | 01/06/22 19:41 | 108-86-1 | |
| Bromochloromethane | ND | ug/L | 0.50 | 0.47 | 1 | | 01/06/22 19:41 | 74-97-5 | |
| Bromodichloromethane | ND | ug/L | 0.50 | 0.31 | 1 | | 01/06/22 19:41 | 75-27-4 | |
| Bromoform | ND | ug/L | 0.50 | 0.34 | 1 | | 01/06/22 19:41 | 75-25-2 | |
| Bromomethane | ND | ug/L | 5.0 | 1.7 | 1 | | 01/06/22 19:41 | 74-83-9 | |
| n-Butylbenzene | ND | ug/L | 0.50 | 0.49 | 1 | | 01/06/22 19:41 | 104-51-8 | |
| sec-Butylbenzene | ND | ug/L | 0.50 | 0.40 | 1 | | 01/06/22 19:41 | 135-98-8 | |
| tert-Butylbenzene | ND | ug/L | 0.50 | 0.32 | 1 | | 01/06/22 19:41 | 98-06-6 | |
| Carbon tetrachloride | ND | ug/L | 0.50 | 0.33 | 1 | | 01/06/22 19:41 | 56-23-5 | |
| Chlorobenzene | ND | ug/L | 0.50 | 0.28 | 1 | | 01/06/22 19:41 | 108-90-7 | |
| Chloroethane | ND | ug/L | 1.0 | 0.65 | 1 | | 01/06/22 19:41 | 75-00-3 | |
| Chloroform | ND | ug/L | 0.50 | 0.35 | 1 | | 01/06/22 19:41 | 67-66-3 | |
| Chloromethane | ND | ug/L | 1.0 | 0.54 | 1 | | 01/06/22 19:41 | 74-87-3 | |
| 2-Chlorotoluene | ND | ug/L | 0.50 | 0.32 | 1 | | 01/06/22 19:41 | 95-49-8 | |
| 4-Chlorotoluene | ND | ug/L | 0.50 | 0.32 | 1 | | 01/06/22 19:41 | 106-43-4 | |
| 1,2-Dibromo-3-chloropropane | ND | ug/L | 1.0 | 0.34 | 1 | | 01/06/22 19:41 | 96-12-8 | |
| Dibromochloromethane | ND | ug/L | 0.50 | 0.36 | 1 | | 01/06/22 19:41 | 124-48-1 | |
| 1,2-Dibromoethane (EDB) | ND | ug/L | 0.50 | 0.27 | 1 | | 01/06/22 19:41 | 106-93-4 | |
| Dibromomethane | ND | ug/L | 0.50 | 0.39 | 1 | | 01/06/22 19:41 | 74-95-3 | |
| 1,2-Dichlorobenzene | ND | ug/L | 0.50 | 0.34 | 1 | | 01/06/22 19:41 | 95-50-1 | |
| 1,3-Dichlorobenzene | ND | ug/L | 0.50 | 0.34 | 1 | | 01/06/22 19:41 | 541-73-1 | |
| 1,4-Dichlorobenzene | ND | ug/L | 0.50 | 0.33 | 1 | | 01/06/22 19:41 | 106-46-7 | |
| Dichlorodifluoromethane | ND | ug/L | 0.50 | 0.35 | 1 | | 01/06/22 19:41 | 75-71-8 | |
| 1,1-Dichloroethane | ND | ug/L | 0.50 | 0.37 | 1 | | 01/06/22 19:41 | 75-34-3 | |
| 1,2-Dichloroethane | ND | ug/L | 0.50 | 0.32 | 1 | | 01/06/22 19:41 | 107-06-2 | |
| 1,1-Dichloroethene | ND | ug/L | 0.50 | 0.35 | 1 | | 01/06/22 19:41 | 75-35-4 | |
| cis-1,2-Dichloroethene | ND | ug/L | 0.50 | 0.38 | 1 | | 01/06/22 19:41 | 156-59-2 | |
| trans-1,2-Dichloroethene | ND | ug/L | 0.50 | 0.40 | 1 | | 01/06/22 19:41 | 156-60-5 | |
| 1,2-Dichloropropane | ND | ug/L | 0.50 | 0.36 | 1 | | 01/06/22 19:41 | 78-87-5 | |
| 1,3-Dichloropropane | ND | ug/L | 0.50 | 0.28 | 1 | | 01/06/22 19:41 | 142-28-9 | |

## REPORT OF LABORATORY ANALYSIS

This report shall not be reproduced, except in full,
without the written consent of Pace Analytical Services, LLC.

Pace Analytical Services, LLC
9800 Kincey Ave. Suite 100
Huntersville, NC 28078
(704)875-9092

# ANALYTICAL RESULTS

Project: CPC HUNTERSVILLE
Pace Project No.: 92583209

**Sample: MW-89** **Lab ID: 92583209007** Collected: 01/05/22 12:45 Received: 01/05/22 17:30 Matrix: Water

| Parameters | Results | Units | Report Limit | MDL | DF | Prepared | Analyzed | CAS No. | Qual |
|---|---|---|---|---|---|---|---|---|---|
| **6200B MSV** | Analytical Method: SM 6200B<br>Pace Analytical Services - Charlotte | | | | | | | | |
| 2,2-Dichloropropane | ND | ug/L | 0.50 | 0.39 | 1 | | 01/06/22 19:41 | 594-20-7 | |
| 1,1-Dichloropropene | ND | ug/L | 0.50 | 0.43 | 1 | | 01/06/22 19:41 | 563-58-6 | |
| cis-1,3-Dichloropropene | ND | ug/L | 0.50 | 0.36 | 1 | | 01/06/22 19:41 | 10061-01-5 | |
| trans-1,3-Dichloropropene | ND | ug/L | 0.50 | 0.36 | 1 | | 01/06/22 19:41 | 10061-02-6 | |
| Diisopropyl ether | ND | ug/L | 0.50 | 0.31 | 1 | | 01/06/22 19:41 | 108-20-3 | |
| Ethylbenzene | ND | ug/L | 0.50 | 0.30 | 1 | | 01/06/22 19:41 | 100-41-4 | |
| Hexachloro-1,3-butadiene | ND | ug/L | 2.0 | 1.5 | 1 | | 01/06/22 19:41 | 87-68-3 | |
| Isopropylbenzene (Cumene) | ND | ug/L | 0.50 | 0.33 | 1 | | 01/06/22 19:41 | 98-82-8 | |
| Methylene Chloride | ND | ug/L | 2.0 | 2.0 | 1 | | 01/06/22 19:41 | 75-09-2 | |
| Methyl-tert-butyl ether | ND | ug/L | 0.50 | 0.42 | 1 | | 01/06/22 19:41 | 1634-04-4 | |
| Naphthalene | ND | ug/L | 2.0 | 0.64 | 1 | | 01/06/22 19:41 | 91-20-3 | |
| n-Propylbenzene | ND | ug/L | 0.50 | 0.34 | 1 | | 01/06/22 19:41 | 103-65-1 | |
| Styrene | ND | ug/L | 0.50 | 0.29 | 1 | | 01/06/22 19:41 | 100-42-5 | |
| 1,1,1,2-Tetrachloroethane | ND | ug/L | 0.50 | 0.31 | 1 | | 01/06/22 19:41 | 630-20-6 | |
| 1,1,2,2-Tetrachloroethane | ND | ug/L | 0.50 | 0.22 | 1 | | 01/06/22 19:41 | 79-34-5 | |
| Tetrachloroethene | ND | ug/L | 0.50 | 0.29 | 1 | | 01/06/22 19:41 | 127-18-4 | |
| Toluene | ND | ug/L | 0.50 | 0.48 | 1 | | 01/06/22 19:41 | 108-88-3 | |
| 1,2,3-Trichlorobenzene | ND | ug/L | 2.0 | 0.81 | 1 | | 01/06/22 19:41 | 87-61-6 | |
| 1,2,4-Trichlorobenzene | ND | ug/L | 2.0 | 0.64 | 1 | | 01/06/22 19:41 | 120-82-1 | |
| 1,1,1-Trichloroethane | ND | ug/L | 0.50 | 0.33 | 1 | | 01/06/22 19:41 | 71-55-6 | |
| 1,1,2-Trichloroethane | ND | ug/L | 0.50 | 0.32 | 1 | | 01/06/22 19:41 | 79-00-5 | |
| Trichloroethene | ND | ug/L | 0.50 | 0.38 | 1 | | 01/06/22 19:41 | 79-01-6 | |
| Trichlorofluoromethane | ND | ug/L | 1.0 | 0.30 | 1 | | 01/06/22 19:41 | 75-69-4 | |
| 1,2,3-Trichloropropane | ND | ug/L | 0.50 | 0.26 | 1 | | 01/06/22 19:41 | 96-18-4 | |
| 1,2,4-Trimethylbenzene | ND | ug/L | 0.50 | 0.50 | 1 | | 01/06/22 19:41 | 95-63-6 | |
| 1,3,5-Trimethylbenzene | ND | ug/L | 0.50 | 0.33 | 1 | | 01/06/22 19:41 | 108-67-8 | |
| Vinyl chloride | ND | ug/L | 1.0 | 0.39 | 1 | | 01/06/22 19:41 | 75-01-4 | |
| m&p-Xylene | ND | ug/L | 1.0 | 0.71 | 1 | | 01/06/22 19:41 | 179601-23-1 | |
| o-Xylene | ND | ug/L | 0.50 | 0.34 | 1 | | 01/06/22 19:41 | 95-47-6 | |
| ***Surrogates*** | | | | | | | | | |
| 1,2-Dichloroethane-d4 (S) | 87 | % | 70-130 | | 1 | | 01/06/22 19:41 | 17060-07-0 | |
| 4-Bromofluorobenzene (S) | 96 | % | 70-130 | | 1 | | 01/06/22 19:41 | 460-00-4 | |
| Toluene-d8 (S) | 101 | % | 70-130 | | 1 | | 01/06/22 19:41 | 2037-26-5 | |

## REPORT OF LABORATORY ANALYSIS

This report shall not be reproduced, except in full,
without the written consent of Pace Analytical Services, LLC.

Pace Analytical Services, LLC
9800 Kincey Ave. Suite 100
Huntersville, NC 28078
(704)875-9092

## ANALYTICAL RESULTS

Project: CPC HUNTERSVILLE
Pace Project No.: 92583209

**Sample: MW-57** **Lab ID: 92583209008** Collected: 01/05/22 12:25 Received: 01/05/22 17:30 Matrix: Water

| Parameters | Results | Units | Report Limit | MDL | DF | Prepared | Analyzed | CAS No. | Qual |
|---|---|---|---|---|---|---|---|---|---|
| **VPH NC Water** | Analytical Method: MADEP VPH<br>Pace Analytical Services - Charlotte | | | | | | | | |
| Total VPH (C5-C12) | ND | ug/L | 50.0 | 50.0 | 1 | | 01/07/22 23:33 | | N2 |
| Aliphatic (C05-C08) | ND | ug/L | 50.0 | 50.0 | 1 | | 01/07/22 23:33 | | N2 |
| Aliphatic(C09-C12) Adjusted | ND | ug/L | 50.0 | 50.0 | 1 | | 01/07/22 23:33 | | N2 |
| Aromatic (C09-C10) | ND | ug/L | 50.0 | 50.0 | 1 | | 01/07/22 23:33 | | N2 |
| ***Surrogates*** | | | | | | | | | |
| 4-Bromofluorobenzene (FID) (S) | 99 | % | 70-130 | | 1 | | 01/07/22 23:33 | 460-00-4 | |
| 4-Bromofluorobenzene (PID) (S) | 84 | % | 70-130 | | 1 | | 01/07/22 23:33 | 460-00-4 | |
| **6020 MET ICPMS** | Analytical Method: EPA 6020B Preparation Method: EPA 3010A<br>Pace Analytical Services - Asheville | | | | | | | | |
| Lead | ND | ug/L | 5.0 | 0.077 | 1 | 01/07/22 09:27 | 01/07/22 21:22 | 7439-92-1 | |
| **6200B MSV** | Analytical Method: SM 6200B<br>Pace Analytical Services - Charlotte | | | | | | | | |
| Benzene | ND | ug/L | 0.50 | 0.34 | 1 | | 01/06/22 19:59 | 71-43-2 | |
| Bromobenzene | ND | ug/L | 0.50 | 0.29 | 1 | | 01/06/22 19:59 | 108-86-1 | |
| Bromochloromethane | ND | ug/L | 0.50 | 0.47 | 1 | | 01/06/22 19:59 | 74-97-5 | |
| Bromodichloromethane | ND | ug/L | 0.50 | 0.31 | 1 | | 01/06/22 19:59 | 75-27-4 | |
| Bromoform | ND | ug/L | 0.50 | 0.34 | 1 | | 01/06/22 19:59 | 75-25-2 | |
| Bromomethane | ND | ug/L | 5.0 | 1.7 | 1 | | 01/06/22 19:59 | 74-83-9 | |
| n-Butylbenzene | ND | ug/L | 0.50 | 0.49 | 1 | | 01/06/22 19:59 | 104-51-8 | |
| sec-Butylbenzene | ND | ug/L | 0.50 | 0.40 | 1 | | 01/06/22 19:59 | 135-98-8 | |
| tert-Butylbenzene | ND | ug/L | 0.50 | 0.32 | 1 | | 01/06/22 19:59 | 98-06-6 | |
| Carbon tetrachloride | ND | ug/L | 0.50 | 0.33 | 1 | | 01/06/22 19:59 | 56-23-5 | |
| Chlorobenzene | ND | ug/L | 0.50 | 0.28 | 1 | | 01/06/22 19:59 | 108-90-7 | |
| Chloroethane | ND | ug/L | 1.0 | 0.65 | 1 | | 01/06/22 19:59 | 75-00-3 | |
| Chloroform | ND | ug/L | 0.50 | 0.35 | 1 | | 01/06/22 19:59 | 67-66-3 | |
| Chloromethane | ND | ug/L | 1.0 | 0.54 | 1 | | 01/06/22 19:59 | 74-87-3 | |
| 2-Chlorotoluene | ND | ug/L | 0.50 | 0.32 | 1 | | 01/06/22 19:59 | 95-49-8 | |
| 4-Chlorotoluene | ND | ug/L | 0.50 | 0.32 | 1 | | 01/06/22 19:59 | 106-43-4 | |
| 1,2-Dibromo-3-chloropropane | ND | ug/L | 1.0 | 0.34 | 1 | | 01/06/22 19:59 | 96-12-8 | |
| Dibromochloromethane | ND | ug/L | 0.50 | 0.36 | 1 | | 01/06/22 19:59 | 124-48-1 | |
| 1,2-Dibromoethane (EDB) | ND | ug/L | 0.50 | 0.27 | 1 | | 01/06/22 19:59 | 106-93-4 | |
| Dibromomethane | ND | ug/L | 0.50 | 0.39 | 1 | | 01/06/22 19:59 | 74-95-3 | |
| 1,2-Dichlorobenzene | ND | ug/L | 0.50 | 0.34 | 1 | | 01/06/22 19:59 | 95-50-1 | |
| 1,3-Dichlorobenzene | ND | ug/L | 0.50 | 0.34 | 1 | | 01/06/22 19:59 | 541-73-1 | |
| 1,4-Dichlorobenzene | ND | ug/L | 0.50 | 0.33 | 1 | | 01/06/22 19:59 | 106-46-7 | |
| Dichlorodifluoromethane | ND | ug/L | 0.50 | 0.35 | 1 | | 01/06/22 19:59 | 75-71-8 | |
| 1,1-Dichloroethane | ND | ug/L | 0.50 | 0.37 | 1 | | 01/06/22 19:59 | 75-34-3 | |
| 1,2-Dichloroethane | ND | ug/L | 0.50 | 0.32 | 1 | | 01/06/22 19:59 | 107-06-2 | |
| 1,1-Dichloroethene | ND | ug/L | 0.50 | 0.35 | 1 | | 01/06/22 19:59 | 75-35-4 | |
| cis-1,2-Dichloroethene | ND | ug/L | 0.50 | 0.38 | 1 | | 01/06/22 19:59 | 156-59-2 | |
| trans-1,2-Dichloroethene | ND | ug/L | 0.50 | 0.40 | 1 | | 01/06/22 19:59 | 156-60-5 | |
| 1,2-Dichloropropane | ND | ug/L | 0.50 | 0.36 | 1 | | 01/06/22 19:59 | 78-87-5 | |
| 1,3-Dichloropropane | ND | ug/L | 0.50 | 0.28 | 1 | | 01/06/22 19:59 | 142-28-9 | |

## REPORT OF LABORATORY ANALYSIS

This report shall not be reproduced, except in full,
without the written consent of Pace Analytical Services, LLC.

Pace Analytical Services, LLC
9800 Kincey Ave. Suite 100
Huntersville, NC 28078
(704)875-9092

## ANALYTICAL RESULTS

Project: CPC HUNTERSVILLE
Pace Project No.: 92583209

**Sample: MW-57** **Lab ID: 92583209008** Collected: 01/05/22 12:25 Received: 01/05/22 17:30 Matrix: Water

| Parameters | Results | Units | Report Limit | MDL | DF | Prepared | Analyzed | CAS No. | Qual |
|---|---|---|---|---|---|---|---|---|---|
| **6200B MSV** | Analytical Method: SM 6200B<br>Pace Analytical Services - Charlotte | | | | | | | | |
| 2,2-Dichloropropane | ND | ug/L | 0.50 | 0.39 | 1 | | 01/06/22 19:59 | 594-20-7 | |
| 1,1-Dichloropropene | ND | ug/L | 0.50 | 0.43 | 1 | | 01/06/22 19:59 | 563-58-6 | |
| cis-1,3-Dichloropropene | ND | ug/L | 0.50 | 0.36 | 1 | | 01/06/22 19:59 | 10061-01-5 | |
| trans-1,3-Dichloropropene | ND | ug/L | 0.50 | 0.36 | 1 | | 01/06/22 19:59 | 10061-02-6 | |
| Diisopropyl ether | ND | ug/L | 0.50 | 0.31 | 1 | | 01/06/22 19:59 | 108-20-3 | |
| Ethylbenzene | ND | ug/L | 0.50 | 0.30 | 1 | | 01/06/22 19:59 | 100-41-4 | |
| Hexachloro-1,3-butadiene | ND | ug/L | 2.0 | 1.5 | 1 | | 01/06/22 19:59 | 87-68-3 | |
| Isopropylbenzene (Cumene) | ND | ug/L | 0.50 | 0.33 | 1 | | 01/06/22 19:59 | 98-82-8 | |
| Methylene Chloride | ND | ug/L | 2.0 | 2.0 | 1 | | 01/06/22 19:59 | 75-09-2 | |
| Methyl-tert-butyl ether | ND | ug/L | 0.50 | 0.42 | 1 | | 01/06/22 19:59 | 1634-04-4 | |
| Naphthalene | ND | ug/L | 2.0 | 0.64 | 1 | | 01/06/22 19:59 | 91-20-3 | |
| n-Propylbenzene | ND | ug/L | 0.50 | 0.34 | 1 | | 01/06/22 19:59 | 103-65-1 | |
| Styrene | ND | ug/L | 0.50 | 0.29 | 1 | | 01/06/22 19:59 | 100-42-5 | |
| 1,1,1,2-Tetrachloroethane | ND | ug/L | 0.50 | 0.31 | 1 | | 01/06/22 19:59 | 630-20-6 | |
| 1,1,2,2-Tetrachloroethane | ND | ug/L | 0.50 | 0.22 | 1 | | 01/06/22 19:59 | 79-34-5 | |
| Tetrachloroethene | ND | ug/L | 0.50 | 0.29 | 1 | | 01/06/22 19:59 | 127-18-4 | |
| Toluene | ND | ug/L | 0.50 | 0.48 | 1 | | 01/06/22 19:59 | 108-88-3 | |
| 1,2,3-Trichlorobenzene | ND | ug/L | 2.0 | 0.81 | 1 | | 01/06/22 19:59 | 87-61-6 | |
| 1,2,4-Trichlorobenzene | ND | ug/L | 2.0 | 0.64 | 1 | | 01/06/22 19:59 | 120-82-1 | |
| 1,1,1-Trichloroethane | ND | ug/L | 0.50 | 0.33 | 1 | | 01/06/22 19:59 | 71-55-6 | |
| 1,1,2-Trichloroethane | ND | ug/L | 0.50 | 0.32 | 1 | | 01/06/22 19:59 | 79-00-5 | |
| Trichloroethene | ND | ug/L | 0.50 | 0.38 | 1 | | 01/06/22 19:59 | 79-01-6 | |
| Trichlorofluoromethane | ND | ug/L | 1.0 | 0.30 | 1 | | 01/06/22 19:59 | 75-69-4 | |
| 1,2,3-Trichloropropane | ND | ug/L | 0.50 | 0.26 | 1 | | 01/06/22 19:59 | 96-18-4 | |
| 1,2,4-Trimethylbenzene | ND | ug/L | 0.50 | 0.50 | 1 | | 01/06/22 19:59 | 95-63-6 | |
| 1,3,5-Trimethylbenzene | ND | ug/L | 0.50 | 0.33 | 1 | | 01/06/22 19:59 | 108-67-8 | |
| Vinyl chloride | ND | ug/L | 1.0 | 0.39 | 1 | | 01/06/22 19:59 | 75-01-4 | |
| m&p-Xylene | ND | ug/L | 1.0 | 0.71 | 1 | | 01/06/22 19:59 | 179601-23-1 | |
| o-Xylene | ND | ug/L | 0.50 | 0.34 | 1 | | 01/06/22 19:59 | 95-47-6 | |
| ***Surrogates*** | | | | | | | | | |
| 1,2-Dichloroethane-d4 (S) | 91 | % | 70-130 | | 1 | | 01/06/22 19:59 | 17060-07-0 | |
| 4-Bromofluorobenzene (S) | 96 | % | 70-130 | | 1 | | 01/06/22 19:59 | 460-00-4 | |
| Toluene-d8 (S) | 102 | % | 70-130 | | 1 | | 01/06/22 19:59 | 2037-26-5 | |

## REPORT OF LABORATORY ANALYSIS

This report shall not be reproduced, except in full,
without the written consent of Pace Analytical Services, LLC.

Pace Analytical Services, LLC
9800 Kincey Ave. Suite 100
Huntersville, NC 28078
(704)875-9092

## ANALYTICAL RESULTS

Project: CPC HUNTERSVILLE
Pace Project No.: 92583209

**Sample: EB-1-20220105** **Lab ID: 92583209009** Collected: 01/05/22 12:00 Received: 01/05/22 17:30 Matrix: Water

| Parameters | Results | Units | Report Limit | MDL | DF | Prepared | Analyzed | CAS No. | Qual |
|---|---|---|---|---|---|---|---|---|---|
| **VPH NC Water** | Analytical Method: MADEP VPH<br>Pace Analytical Services - Charlotte | | | | | | | | |
| Total VPH (C5-C12) | ND | ug/L | 50.0 | 50.0 | 1 | | 01/08/22 00:01 | | N2 |
| Aliphatic (C05-C08) | ND | ug/L | 50.0 | 50.0 | 1 | | 01/08/22 00:01 | | N2 |
| Aliphatic(C09-C12) Adjusted | ND | ug/L | 50.0 | 50.0 | 1 | | 01/08/22 00:01 | | N2 |
| Aromatic (C09-C10) | ND | ug/L | 50.0 | 50.0 | 1 | | 01/08/22 00:01 | | N2 |
| ***Surrogates*** | | | | | | | | | |
| 4-Bromofluorobenzene (FID) (S) | 96 | % | 70-130 | | 1 | | 01/08/22 00:01 | 460-00-4 | |
| 4-Bromofluorobenzene (PID) (S) | 80 | % | 70-130 | | 1 | | 01/08/22 00:01 | 460-00-4 | |
| **6020 MET ICPMS** | Analytical Method: EPA 6020B Preparation Method: EPA 3010A<br>Pace Analytical Services - Asheville | | | | | | | | |
| Lead | ND | ug/L | 5.0 | 0.077 | 1 | 01/07/22 09:27 | 01/07/22 21:26 | 7439-92-1 | |
| **6200B MSV** | Analytical Method: SM 6200B<br>Pace Analytical Services - Charlotte | | | | | | | | |
| Benzene | ND | ug/L | 0.50 | 0.34 | 1 | | 01/06/22 17:17 | 71-43-2 | |
| Bromobenzene | ND | ug/L | 0.50 | 0.29 | 1 | | 01/06/22 17:17 | 108-86-1 | |
| Bromochloromethane | ND | ug/L | 0.50 | 0.47 | 1 | | 01/06/22 17:17 | 74-97-5 | |
| Bromodichloromethane | ND | ug/L | 0.50 | 0.31 | 1 | | 01/06/22 17:17 | 75-27-4 | |
| Bromoform | ND | ug/L | 0.50 | 0.34 | 1 | | 01/06/22 17:17 | 75-25-2 | |
| Bromomethane | ND | ug/L | 5.0 | 1.7 | 1 | | 01/06/22 17:17 | 74-83-9 | |
| n-Butylbenzene | ND | ug/L | 0.50 | 0.49 | 1 | | 01/06/22 17:17 | 104-51-8 | |
| sec-Butylbenzene | ND | ug/L | 0.50 | 0.40 | 1 | | 01/06/22 17:17 | 135-98-8 | |
| tert-Butylbenzene | ND | ug/L | 0.50 | 0.32 | 1 | | 01/06/22 17:17 | 98-06-6 | |
| Carbon tetrachloride | ND | ug/L | 0.50 | 0.33 | 1 | | 01/06/22 17:17 | 56-23-5 | |
| Chlorobenzene | ND | ug/L | 0.50 | 0.28 | 1 | | 01/06/22 17:17 | 108-90-7 | |
| Chloroethane | ND | ug/L | 1.0 | 0.65 | 1 | | 01/06/22 17:17 | 75-00-3 | |
| Chloroform | ND | ug/L | 0.50 | 0.35 | 1 | | 01/06/22 17:17 | 67-66-3 | |
| Chloromethane | ND | ug/L | 1.0 | 0.54 | 1 | | 01/06/22 17:17 | 74-87-3 | |
| 2-Chlorotoluene | ND | ug/L | 0.50 | 0.32 | 1 | | 01/06/22 17:17 | 95-49-8 | |
| 4-Chlorotoluene | ND | ug/L | 0.50 | 0.32 | 1 | | 01/06/22 17:17 | 106-43-4 | |
| 1,2-Dibromo-3-chloropropane | ND | ug/L | 1.0 | 0.34 | 1 | | 01/06/22 17:17 | 96-12-8 | |
| Dibromochloromethane | ND | ug/L | 0.50 | 0.36 | 1 | | 01/06/22 17:17 | 124-48-1 | |
| 1,2-Dibromoethane (EDB) | ND | ug/L | 0.50 | 0.27 | 1 | | 01/06/22 17:17 | 106-93-4 | |
| Dibromomethane | ND | ug/L | 0.50 | 0.39 | 1 | | 01/06/22 17:17 | 74-95-3 | |
| 1,2-Dichlorobenzene | ND | ug/L | 0.50 | 0.34 | 1 | | 01/06/22 17:17 | 95-50-1 | |
| 1,3-Dichlorobenzene | ND | ug/L | 0.50 | 0.34 | 1 | | 01/06/22 17:17 | 541-73-1 | |
| 1,4-Dichlorobenzene | ND | ug/L | 0.50 | 0.33 | 1 | | 01/06/22 17:17 | 106-46-7 | |
| Dichlorodifluoromethane | ND | ug/L | 0.50 | 0.35 | 1 | | 01/06/22 17:17 | 75-71-8 | |
| 1,1-Dichloroethane | ND | ug/L | 0.50 | 0.37 | 1 | | 01/06/22 17:17 | 75-34-3 | |
| 1,2-Dichloroethane | ND | ug/L | 0.50 | 0.32 | 1 | | 01/06/22 17:17 | 107-06-2 | |
| 1,1-Dichloroethene | ND | ug/L | 0.50 | 0.35 | 1 | | 01/06/22 17:17 | 75-35-4 | |
| cis-1,2-Dichloroethene | ND | ug/L | 0.50 | 0.38 | 1 | | 01/06/22 17:17 | 156-59-2 | |
| trans-1,2-Dichloroethene | ND | ug/L | 0.50 | 0.40 | 1 | | 01/06/22 17:17 | 156-60-5 | |
| 1,2-Dichloropropane | ND | ug/L | 0.50 | 0.36 | 1 | | 01/06/22 17:17 | 78-87-5 | |
| 1,3-Dichloropropane | ND | ug/L | 0.50 | 0.28 | 1 | | 01/06/22 17:17 | 142-28-9 | |

## REPORT OF LABORATORY ANALYSIS

This report shall not be reproduced, except in full,
without the written consent of Pace Analytical Services, LLC.

**Pace Analytical Services, LLC**
9800 Kincey Ave. Suite 100
Huntersville, NC 28078
(704)875-9092

## ANALYTICAL RESULTS

Project: CPC HUNTERSVILLE
Pace Project No.: 92583209

**Sample: EB-1-20220105** **Lab ID: 92583209009** Collected: 01/05/22 12:00 Received: 01/05/22 17:30 Matrix: Water

| Parameters | Results | Units | Report Limit | MDL | DF | Prepared | Analyzed | CAS No. | Qual |
|---|---|---|---|---|---|---|---|---|---|
| **6200B MSV** | Analytical Method: SM 6200B<br>Pace Analytical Services - Charlotte | | | | | | | | |
| 2,2-Dichloropropane | ND | ug/L | 0.50 | 0.39 | 1 | | 01/06/22 17:17 | 594-20-7 | |
| 1,1-Dichloropropene | ND | ug/L | 0.50 | 0.43 | 1 | | 01/06/22 17:17 | 563-58-6 | |
| cis-1,3-Dichloropropene | ND | ug/L | 0.50 | 0.36 | 1 | | 01/06/22 17:17 | 10061-01-5 | |
| trans-1,3-Dichloropropene | ND | ug/L | 0.50 | 0.36 | 1 | | 01/06/22 17:17 | 10061-02-6 | |
| Diisopropyl ether | ND | ug/L | 0.50 | 0.31 | 1 | | 01/06/22 17:17 | 108-20-3 | |
| Ethylbenzene | ND | ug/L | 0.50 | 0.30 | 1 | | 01/06/22 17:17 | 100-41-4 | |
| Hexachloro-1,3-butadiene | ND | ug/L | 2.0 | 1.5 | 1 | | 01/06/22 17:17 | 87-68-3 | |
| Isopropylbenzene (Cumene) | ND | ug/L | 0.50 | 0.33 | 1 | | 01/06/22 17:17 | 98-82-8 | |
| Methylene Chloride | ND | ug/L | 2.0 | 2.0 | 1 | | 01/06/22 17:17 | 75-09-2 | |
| Methyl-tert-butyl ether | ND | ug/L | 0.50 | 0.42 | 1 | | 01/06/22 17:17 | 1634-04-4 | |
| Naphthalene | ND | ug/L | 2.0 | 0.64 | 1 | | 01/06/22 17:17 | 91-20-3 | |
| n-Propylbenzene | ND | ug/L | 0.50 | 0.34 | 1 | | 01/06/22 17:17 | 103-65-1 | |
| Styrene | ND | ug/L | 0.50 | 0.29 | 1 | | 01/06/22 17:17 | 100-42-5 | |
| 1,1,1,2-Tetrachloroethane | ND | ug/L | 0.50 | 0.31 | 1 | | 01/06/22 17:17 | 630-20-6 | |
| 1,1,2,2-Tetrachloroethane | ND | ug/L | 0.50 | 0.22 | 1 | | 01/06/22 17:17 | 79-34-5 | |
| Tetrachloroethene | ND | ug/L | 0.50 | 0.29 | 1 | | 01/06/22 17:17 | 127-18-4 | |
| Toluene | ND | ug/L | 0.50 | 0.48 | 1 | | 01/06/22 17:17 | 108-88-3 | |
| 1,2,3-Trichlorobenzene | ND | ug/L | 2.0 | 0.81 | 1 | | 01/06/22 17:17 | 87-61-6 | |
| 1,2,4-Trichlorobenzene | ND | ug/L | 2.0 | 0.64 | 1 | | 01/06/22 17:17 | 120-82-1 | |
| 1,1,1-Trichloroethane | ND | ug/L | 0.50 | 0.33 | 1 | | 01/06/22 17:17 | 71-55-6 | |
| 1,1,2-Trichloroethane | ND | ug/L | 0.50 | 0.32 | 1 | | 01/06/22 17:17 | 79-00-5 | |
| Trichloroethene | ND | ug/L | 0.50 | 0.38 | 1 | | 01/06/22 17:17 | 79-01-6 | |
| Trichlorofluoromethane | ND | ug/L | 1.0 | 0.30 | 1 | | 01/06/22 17:17 | 75-69-4 | |
| 1,2,3-Trichloropropane | ND | ug/L | 0.50 | 0.26 | 1 | | 01/06/22 17:17 | 96-18-4 | |
| 1,2,4-Trimethylbenzene | ND | ug/L | 0.50 | 0.50 | 1 | | 01/06/22 17:17 | 95-63-6 | |
| 1,3,5-Trimethylbenzene | ND | ug/L | 0.50 | 0.33 | 1 | | 01/06/22 17:17 | 108-67-8 | |
| Vinyl chloride | ND | ug/L | 1.0 | 0.39 | 1 | | 01/06/22 17:17 | 75-01-4 | |
| m&p-Xylene | ND | ug/L | 1.0 | 0.71 | 1 | | 01/06/22 17:17 | 179601-23-1 | |
| o-Xylene | ND | ug/L | 0.50 | 0.34 | 1 | | 01/06/22 17:17 | 95-47-6 | |
| ***Surrogates*** | | | | | | | | | |
| 1,2-Dichloroethane-d4 (S) | 88 | % | 70-130 | | 1 | | 01/06/22 17:17 | 17060-07-0 | |
| 4-Bromofluorobenzene (S) | 93 | % | 70-130 | | 1 | | 01/06/22 17:17 | 460-00-4 | |
| Toluene-d8 (S) | 103 | % | 70-130 | | 1 | | 01/06/22 17:17 | 2037-26-5 | |

## REPORT OF LABORATORY ANALYSIS

This report shall not be reproduced, except in full,
without the written consent of Pace Analytical Services, LLC.

Pace Analytical Services, LLC
9800 Kincey Ave. Suite 100
Huntersville, NC 28078
(704)875-9092

# ANALYTICAL RESULTS

Project: CPC HUNTERSVILLE
Pace Project No.: 92583209

**Sample: MW-33** **Lab ID: 92583209010** Collected: 01/05/22 13:25 Received: 01/05/22 17:30 Matrix: Water

| Parameters | Results | Units | Report Limit | MDL | DF | Prepared | Analyzed | CAS No. | Qual |
|---|---|---|---|---|---|---|---|---|---|
| **VPH NC Water** | Analytical Method: MADEP VPH<br>Pace Analytical Services - Charlotte | | | | | | | | |
| Total VPH (C5-C12) | ND | ug/L | 50.0 | 50.0 | 1 | | 01/08/22 00:29 | | N2 |
| Aliphatic (C05-C08) | ND | ug/L | 50.0 | 50.0 | 1 | | 01/08/22 00:29 | | N2 |
| Aliphatic(C09-C12) Adjusted | ND | ug/L | 50.0 | 50.0 | 1 | | 01/08/22 00:29 | | N2 |
| Aromatic (C09-C10) | ND | ug/L | 50.0 | 50.0 | 1 | | 01/08/22 00:29 | | N2 |
| ***Surrogates*** | | | | | | | | | |
| 4-Bromofluorobenzene (FID) (S) | 100 | % | 70-130 | | 1 | | 01/08/22 00:29 | 460-00-4 | |
| 4-Bromofluorobenzene (PID) (S) | 85 | % | 70-130 | | 1 | | 01/08/22 00:29 | 460-00-4 | |
| **6020 MET ICPMS** | Analytical Method: EPA 6020B Preparation Method: EPA 3010A<br>Pace Analytical Services - Asheville | | | | | | | | |
| Lead | **0.15J** | ug/L | 5.0 | 0.077 | 1 | 01/07/22 09:27 | 01/07/22 21:29 | 7439-92-1 | |
| **6200B MSV** | Analytical Method: SM 6200B<br>Pace Analytical Services - Charlotte | | | | | | | | |
| Benzene | ND | ug/L | 0.50 | 0.34 | 1 | | 01/06/22 20:17 | 71-43-2 | |
| Bromobenzene | ND | ug/L | 0.50 | 0.29 | 1 | | 01/06/22 20:17 | 108-86-1 | |
| Bromochloromethane | ND | ug/L | 0.50 | 0.47 | 1 | | 01/06/22 20:17 | 74-97-5 | |
| Bromodichloromethane | ND | ug/L | 0.50 | 0.31 | 1 | | 01/06/22 20:17 | 75-27-4 | |
| Bromoform | ND | ug/L | 0.50 | 0.34 | 1 | | 01/06/22 20:17 | 75-25-2 | |
| Bromomethane | ND | ug/L | 5.0 | 1.7 | 1 | | 01/06/22 20:17 | 74-83-9 | |
| n-Butylbenzene | ND | ug/L | 0.50 | 0.49 | 1 | | 01/06/22 20:17 | 104-51-8 | |
| sec-Butylbenzene | ND | ug/L | 0.50 | 0.40 | 1 | | 01/06/22 20:17 | 135-98-8 | |
| tert-Butylbenzene | ND | ug/L | 0.50 | 0.32 | 1 | | 01/06/22 20:17 | 98-06-6 | |
| Carbon tetrachloride | ND | ug/L | 0.50 | 0.33 | 1 | | 01/06/22 20:17 | 56-23-5 | |
| Chlorobenzene | ND | ug/L | 0.50 | 0.28 | 1 | | 01/06/22 20:17 | 108-90-7 | |
| Chloroethane | ND | ug/L | 1.0 | 0.65 | 1 | | 01/06/22 20:17 | 75-00-3 | |
| Chloroform | ND | ug/L | 0.50 | 0.35 | 1 | | 01/06/22 20:17 | 67-66-3 | |
| Chloromethane | ND | ug/L | 1.0 | 0.54 | 1 | | 01/06/22 20:17 | 74-87-3 | |
| 2-Chlorotoluene | ND | ug/L | 0.50 | 0.32 | 1 | | 01/06/22 20:17 | 95-49-8 | |
| 4-Chlorotoluene | ND | ug/L | 0.50 | 0.32 | 1 | | 01/06/22 20:17 | 106-43-4 | |
| 1,2-Dibromo-3-chloropropane | ND | ug/L | 1.0 | 0.34 | 1 | | 01/06/22 20:17 | 96-12-8 | |
| Dibromochloromethane | ND | ug/L | 0.50 | 0.36 | 1 | | 01/06/22 20:17 | 124-48-1 | |
| 1,2-Dibromoethane (EDB) | ND | ug/L | 0.50 | 0.27 | 1 | | 01/06/22 20:17 | 106-93-4 | |
| Dibromomethane | ND | ug/L | 0.50 | 0.39 | 1 | | 01/06/22 20:17 | 74-95-3 | |
| 1,2-Dichlorobenzene | ND | ug/L | 0.50 | 0.34 | 1 | | 01/06/22 20:17 | 95-50-1 | |
| 1,3-Dichlorobenzene | ND | ug/L | 0.50 | 0.34 | 1 | | 01/06/22 20:17 | 541-73-1 | |
| 1,4-Dichlorobenzene | ND | ug/L | 0.50 | 0.33 | 1 | | 01/06/22 20:17 | 106-46-7 | |
| Dichlorodifluoromethane | ND | ug/L | 0.50 | 0.35 | 1 | | 01/06/22 20:17 | 75-71-8 | |
| 1,1-Dichloroethane | ND | ug/L | 0.50 | 0.37 | 1 | | 01/06/22 20:17 | 75-34-3 | |
| 1,2-Dichloroethane | ND | ug/L | 0.50 | 0.32 | 1 | | 01/06/22 20:17 | 107-06-2 | |
| 1,1-Dichloroethene | ND | ug/L | 0.50 | 0.35 | 1 | | 01/06/22 20:17 | 75-35-4 | |
| cis-1,2-Dichloroethene | ND | ug/L | 0.50 | 0.38 | 1 | | 01/06/22 20:17 | 156-59-2 | |
| trans-1,2-Dichloroethene | ND | ug/L | 0.50 | 0.40 | 1 | | 01/06/22 20:17 | 156-60-5 | |
| 1,2-Dichloropropane | ND | ug/L | 0.50 | 0.36 | 1 | | 01/06/22 20:17 | 78-87-5 | |
| 1,3-Dichloropropane | ND | ug/L | 0.50 | 0.28 | 1 | | 01/06/22 20:17 | 142-28-9 | |

## REPORT OF LABORATORY ANALYSIS

This report shall not be reproduced, except in full,
without the written consent of Pace Analytical Services, LLC.

Pace Analytical Services, LLC
9800 Kincey Ave. Suite 100
Huntersville, NC 28078
(704)875-9092

## ANALYTICAL RESULTS

Project: CPC HUNTERSVILLE
Pace Project No.: 92583209

**Sample: MW-33** **Lab ID: 92583209010** Collected: 01/05/22 13:25 Received: 01/05/22 17:30 Matrix: Water

| Parameters | Results | Units | Report Limit | MDL | DF | Prepared | Analyzed | CAS No. | Qual |
|---|---|---|---|---|---|---|---|---|---|
| **6200B MSV** | Analytical Method: SM 6200B<br>Pace Analytical Services - Charlotte | | | | | | | | |
| 2,2-Dichloropropane | ND | ug/L | 0.50 | 0.39 | 1 | | 01/06/22 20:17 | 594-20-7 | |
| 1,1-Dichloropropene | ND | ug/L | 0.50 | 0.43 | 1 | | 01/06/22 20:17 | 563-58-6 | |
| cis-1,3-Dichloropropene | ND | ug/L | 0.50 | 0.36 | 1 | | 01/06/22 20:17 | 10061-01-5 | |
| trans-1,3-Dichloropropene | ND | ug/L | 0.50 | 0.36 | 1 | | 01/06/22 20:17 | 10061-02-6 | |
| Diisopropyl ether | ND | ug/L | 0.50 | 0.31 | 1 | | 01/06/22 20:17 | 108-20-3 | |
| Ethylbenzene | ND | ug/L | 0.50 | 0.30 | 1 | | 01/06/22 20:17 | 100-41-4 | |
| Hexachloro-1,3-butadiene | ND | ug/L | 2.0 | 1.5 | 1 | | 01/06/22 20:17 | 87-68-3 | |
| Isopropylbenzene (Cumene) | ND | ug/L | 0.50 | 0.33 | 1 | | 01/06/22 20:17 | 98-82-8 | |
| Methylene Chloride | ND | ug/L | 2.0 | 2.0 | 1 | | 01/06/22 20:17 | 75-09-2 | |
| Methyl-tert-butyl ether | ND | ug/L | 0.50 | 0.42 | 1 | | 01/06/22 20:17 | 1634-04-4 | |
| Naphthalene | ND | ug/L | 2.0 | 0.64 | 1 | | 01/06/22 20:17 | 91-20-3 | |
| n-Propylbenzene | ND | ug/L | 0.50 | 0.34 | 1 | | 01/06/22 20:17 | 103-65-1 | |
| Styrene | ND | ug/L | 0.50 | 0.29 | 1 | | 01/06/22 20:17 | 100-42-5 | |
| 1,1,1,2-Tetrachloroethane | ND | ug/L | 0.50 | 0.31 | 1 | | 01/06/22 20:17 | 630-20-6 | |
| 1,1,2,2-Tetrachloroethane | ND | ug/L | 0.50 | 0.22 | 1 | | 01/06/22 20:17 | 79-34-5 | |
| Tetrachloroethene | ND | ug/L | 0.50 | 0.29 | 1 | | 01/06/22 20:17 | 127-18-4 | |
| Toluene | ND | ug/L | 0.50 | 0.48 | 1 | | 01/06/22 20:17 | 108-88-3 | |
| 1,2,3-Trichlorobenzene | ND | ug/L | 2.0 | 0.81 | 1 | | 01/06/22 20:17 | 87-61-6 | |
| 1,2,4-Trichlorobenzene | ND | ug/L | 2.0 | 0.64 | 1 | | 01/06/22 20:17 | 120-82-1 | |
| 1,1,1-Trichloroethane | ND | ug/L | 0.50 | 0.33 | 1 | | 01/06/22 20:17 | 71-55-6 | |
| 1,1,2-Trichloroethane | ND | ug/L | 0.50 | 0.32 | 1 | | 01/06/22 20:17 | 79-00-5 | |
| Trichloroethene | ND | ug/L | 0.50 | 0.38 | 1 | | 01/06/22 20:17 | 79-01-6 | |
| Trichlorofluoromethane | ND | ug/L | 1.0 | 0.30 | 1 | | 01/06/22 20:17 | 75-69-4 | |
| 1,2,3-Trichloropropane | ND | ug/L | 0.50 | 0.26 | 1 | | 01/06/22 20:17 | 96-18-4 | |
| 1,2,4-Trimethylbenzene | ND | ug/L | 0.50 | 0.50 | 1 | | 01/06/22 20:17 | 95-63-6 | |
| 1,3,5-Trimethylbenzene | ND | ug/L | 0.50 | 0.33 | 1 | | 01/06/22 20:17 | 108-67-8 | |
| Vinyl chloride | ND | ug/L | 1.0 | 0.39 | 1 | | 01/06/22 20:17 | 75-01-4 | |
| m&p-Xylene | ND | ug/L | 1.0 | 0.71 | 1 | | 01/06/22 20:17 | 179601-23-1 | |
| o-Xylene | ND | ug/L | 0.50 | 0.34 | 1 | | 01/06/22 20:17 | 95-47-6 | |
| ***Surrogates*** | | | | | | | | | |
| 1,2-Dichloroethane-d4 (S) | 87 | % | 70-130 | | 1 | | 01/06/22 20:17 | 17060-07-0 | |
| 4-Bromofluorobenzene (S) | 95 | % | 70-130 | | 1 | | 01/06/22 20:17 | 460-00-4 | |
| Toluene-d8 (S) | 102 | % | 70-130 | | 1 | | 01/06/22 20:17 | 2037-26-5 | |

## REPORT OF LABORATORY ANALYSIS

This report shall not be reproduced, except in full,
without the written consent of Pace Analytical Services, LLC.

Pace Analytical Services, LLC
9800 Kincey Ave. Suite 100
Huntersville, NC 28078
(704)875-9092

## ANALYTICAL RESULTS

Project: CPC HUNTERSVILLE
Pace Project No.: 92583209

**Sample: MW-53** **Lab ID: 92583209011** Collected: 01/05/22 11:20 Received: 01/05/22 17:30 Matrix: Water

| Parameters | Results | Units | Report Limit | MDL | DF | Prepared | Analyzed | CAS No. | Qual |
|---|---|---|---|---|---|---|---|---|---|
| **VPH NC Water** | Analytical Method: MADEP VPH<br>Pace Analytical Services - Charlotte | | | | | | | | |
| Total VPH (C5-C12) | ND | ug/L | 50.0 | 50.0 | 1 | | 01/07/22 21:12 | | N2 |
| Aliphatic (C05-C08) | ND | ug/L | 50.0 | 50.0 | 1 | | 01/07/22 21:12 | | N2 |
| Aliphatic(C09-C12) Adjusted | ND | ug/L | 50.0 | 50.0 | 1 | | 01/07/22 21:12 | | N2 |
| Aromatic (C09-C10) | ND | ug/L | 50.0 | 50.0 | 1 | | 01/07/22 21:12 | | N2 |
| ***Surrogates*** | | | | | | | | | |
| 4-Bromofluorobenzene (FID) (S) | 99 | % | 70-130 | | 1 | | 01/07/22 21:12 | 460-00-4 | |
| 4-Bromofluorobenzene (PID) (S) | 85 | % | 70-130 | | 1 | | 01/07/22 21:12 | 460-00-4 | |
| **6020 MET ICPMS** | Analytical Method: EPA 6020B Preparation Method: EPA 3010A<br>Pace Analytical Services - Asheville | | | | | | | | |
| Lead | ND | ug/L | 5.0 | 0.077 | 1 | 01/07/22 09:27 | 01/07/22 21:04 | 7439-92-1 | |
| **6200B MSV** | Analytical Method: SM 6200B<br>Pace Analytical Services - Charlotte | | | | | | | | |
| Benzene | ND | ug/L | 0.50 | 0.34 | 1 | | 01/06/22 19:05 | 71-43-2 | |
| Bromobenzene | ND | ug/L | 0.50 | 0.29 | 1 | | 01/06/22 19:05 | 108-86-1 | |
| Bromochloromethane | ND | ug/L | 0.50 | 0.47 | 1 | | 01/06/22 19:05 | 74-97-5 | |
| Bromodichloromethane | ND | ug/L | 0.50 | 0.31 | 1 | | 01/06/22 19:05 | 75-27-4 | |
| Bromoform | ND | ug/L | 0.50 | 0.34 | 1 | | 01/06/22 19:05 | 75-25-2 | |
| Bromomethane | ND | ug/L | 5.0 | 1.7 | 1 | | 01/06/22 19:05 | 74-83-9 | |
| n-Butylbenzene | ND | ug/L | 0.50 | 0.49 | 1 | | 01/06/22 19:05 | 104-51-8 | |
| sec-Butylbenzene | ND | ug/L | 0.50 | 0.40 | 1 | | 01/06/22 19:05 | 135-98-8 | |
| tert-Butylbenzene | ND | ug/L | 0.50 | 0.32 | 1 | | 01/06/22 19:05 | 98-06-6 | |
| Carbon tetrachloride | ND | ug/L | 0.50 | 0.33 | 1 | | 01/06/22 19:05 | 56-23-5 | |
| Chlorobenzene | ND | ug/L | 0.50 | 0.28 | 1 | | 01/06/22 19:05 | 108-90-7 | |
| Chloroethane | ND | ug/L | 1.0 | 0.65 | 1 | | 01/06/22 19:05 | 75-00-3 | |
| Chloroform | ND | ug/L | 0.50 | 0.35 | 1 | | 01/06/22 19:05 | 67-66-3 | |
| Chloromethane | ND | ug/L | 1.0 | 0.54 | 1 | | 01/06/22 19:05 | 74-87-3 | |
| 2-Chlorotoluene | ND | ug/L | 0.50 | 0.32 | 1 | | 01/06/22 19:05 | 95-49-8 | |
| 4-Chlorotoluene | ND | ug/L | 0.50 | 0.32 | 1 | | 01/06/22 19:05 | 106-43-4 | |
| 1,2-Dibromo-3-chloropropane | ND | ug/L | 1.0 | 0.34 | 1 | | 01/06/22 19:05 | 96-12-8 | |
| Dibromochloromethane | ND | ug/L | 0.50 | 0.36 | 1 | | 01/06/22 19:05 | 124-48-1 | |
| 1,2-Dibromoethane (EDB) | ND | ug/L | 0.50 | 0.27 | 1 | | 01/06/22 19:05 | 106-93-4 | |
| Dibromomethane | ND | ug/L | 0.50 | 0.39 | 1 | | 01/06/22 19:05 | 74-95-3 | |
| 1,2-Dichlorobenzene | ND | ug/L | 0.50 | 0.34 | 1 | | 01/06/22 19:05 | 95-50-1 | |
| 1,3-Dichlorobenzene | ND | ug/L | 0.50 | 0.34 | 1 | | 01/06/22 19:05 | 541-73-1 | |
| 1,4-Dichlorobenzene | ND | ug/L | 0.50 | 0.33 | 1 | | 01/06/22 19:05 | 106-46-7 | |
| Dichlorodifluoromethane | ND | ug/L | 0.50 | 0.35 | 1 | | 01/06/22 19:05 | 75-71-8 | |
| 1,1-Dichloroethane | ND | ug/L | 0.50 | 0.37 | 1 | | 01/06/22 19:05 | 75-34-3 | |
| 1,2-Dichloroethane | ND | ug/L | 0.50 | 0.32 | 1 | | 01/06/22 19:05 | 107-06-2 | |
| 1,1-Dichloroethene | ND | ug/L | 0.50 | 0.35 | 1 | | 01/06/22 19:05 | 75-35-4 | |
| cis-1,2-Dichloroethene | ND | ug/L | 0.50 | 0.38 | 1 | | 01/06/22 19:05 | 156-59-2 | |
| trans-1,2-Dichloroethene | ND | ug/L | 0.50 | 0.40 | 1 | | 01/06/22 19:05 | 156-60-5 | |
| 1,2-Dichloropropane | ND | ug/L | 0.50 | 0.36 | 1 | | 01/06/22 19:05 | 78-87-5 | |
| 1,3-Dichloropropane | ND | ug/L | 0.50 | 0.28 | 1 | | 01/06/22 19:05 | 142-28-9 | |

## REPORT OF LABORATORY ANALYSIS

This report shall not be reproduced, except in full,
without the written consent of Pace Analytical Services, LLC.

Pace Analytical Services, LLC
9800 Kincey Ave. Suite 100
Huntersville, NC 28078
(704)875-9092

# ANALYTICAL RESULTS

Project: CPC HUNTERSVILLE
Pace Project No.: 92583209

**Sample: MW-53** **Lab ID: 92583209011** Collected: 01/05/22 11:20 Received: 01/05/22 17:30 Matrix: Water

| Parameters | Results | Units | Report Limit | MDL | DF | Prepared | Analyzed | CAS No. | Qual |
|---|---|---|---|---|---|---|---|---|---|
| **6200B MSV** | Analytical Method: SM 6200B<br>Pace Analytical Services - Charlotte | | | | | | | | |
| 2,2-Dichloropropane | ND | ug/L | 0.50 | 0.39 | 1 | | 01/06/22 19:05 | 594-20-7 | |
| 1,1-Dichloropropene | ND | ug/L | 0.50 | 0.43 | 1 | | 01/06/22 19:05 | 563-58-6 | |
| cis-1,3-Dichloropropene | ND | ug/L | 0.50 | 0.36 | 1 | | 01/06/22 19:05 | 10061-01-5 | |
| trans-1,3-Dichloropropene | ND | ug/L | 0.50 | 0.36 | 1 | | 01/06/22 19:05 | 10061-02-6 | |
| Diisopropyl ether | ND | ug/L | 0.50 | 0.31 | 1 | | 01/06/22 19:05 | 108-20-3 | |
| Ethylbenzene | ND | ug/L | 0.50 | 0.30 | 1 | | 01/06/22 19:05 | 100-41-4 | |
| Hexachloro-1,3-butadiene | ND | ug/L | 2.0 | 1.5 | 1 | | 01/06/22 19:05 | 87-68-3 | |
| Isopropylbenzene (Cumene) | ND | ug/L | 0.50 | 0.33 | 1 | | 01/06/22 19:05 | 98-82-8 | |
| Methylene Chloride | ND | ug/L | 2.0 | 2.0 | 1 | | 01/06/22 19:05 | 75-09-2 | |
| Methyl-tert-butyl ether | ND | ug/L | 0.50 | 0.42 | 1 | | 01/06/22 19:05 | 1634-04-4 | |
| Naphthalene | ND | ug/L | 2.0 | 0.64 | 1 | | 01/06/22 19:05 | 91-20-3 | |
| n-Propylbenzene | ND | ug/L | 0.50 | 0.34 | 1 | | 01/06/22 19:05 | 103-65-1 | |
| Styrene | ND | ug/L | 0.50 | 0.29 | 1 | | 01/06/22 19:05 | 100-42-5 | |
| 1,1,1,2-Tetrachloroethane | ND | ug/L | 0.50 | 0.31 | 1 | | 01/06/22 19:05 | 630-20-6 | |
| 1,1,2,2-Tetrachloroethane | ND | ug/L | 0.50 | 0.22 | 1 | | 01/06/22 19:05 | 79-34-5 | |
| Tetrachloroethene | ND | ug/L | 0.50 | 0.29 | 1 | | 01/06/22 19:05 | 127-18-4 | |
| Toluene | ND | ug/L | 0.50 | 0.48 | 1 | | 01/06/22 19:05 | 108-88-3 | |
| 1,2,3-Trichlorobenzene | ND | ug/L | 2.0 | 0.81 | 1 | | 01/06/22 19:05 | 87-61-6 | |
| 1,2,4-Trichlorobenzene | ND | ug/L | 2.0 | 0.64 | 1 | | 01/06/22 19:05 | 120-82-1 | |
| 1,1,1-Trichloroethane | ND | ug/L | 0.50 | 0.33 | 1 | | 01/06/22 19:05 | 71-55-6 | |
| 1,1,2-Trichloroethane | ND | ug/L | 0.50 | 0.32 | 1 | | 01/06/22 19:05 | 79-00-5 | |
| Trichloroethene | ND | ug/L | 0.50 | 0.38 | 1 | | 01/06/22 19:05 | 79-01-6 | |
| Trichlorofluoromethane | ND | ug/L | 1.0 | 0.30 | 1 | | 01/06/22 19:05 | 75-69-4 | |
| 1,2,3-Trichloropropane | ND | ug/L | 0.50 | 0.26 | 1 | | 01/06/22 19:05 | 96-18-4 | |
| 1,2,4-Trimethylbenzene | ND | ug/L | 0.50 | 0.50 | 1 | | 01/06/22 19:05 | 95-63-6 | |
| 1,3,5-Trimethylbenzene | ND | ug/L | 0.50 | 0.33 | 1 | | 01/06/22 19:05 | 108-67-8 | |
| Vinyl chloride | ND | ug/L | 1.0 | 0.39 | 1 | | 01/06/22 19:05 | 75-01-4 | |
| m&p-Xylene | ND | ug/L | 1.0 | 0.71 | 1 | | 01/06/22 19:05 | 179601-23-1 | |
| o-Xylene | ND | ug/L | 0.50 | 0.34 | 1 | | 01/06/22 19:05 | 95-47-6 | |
| ***Surrogates*** | | | | | | | | | |
| 1,2-Dichloroethane-d4 (S) | 88 | % | 70-130 | | 1 | | 01/06/22 19:05 | 17060-07-0 | |
| 4-Bromofluorobenzene (S) | 95 | % | 70-130 | | 1 | | 01/06/22 19:05 | 460-00-4 | |
| Toluene-d8 (S) | 102 | % | 70-130 | | 1 | | 01/06/22 19:05 | 2037-26-5 | |

## REPORT OF LABORATORY ANALYSIS

This report shall not be reproduced, except in full,
without the written consent of Pace Analytical Services, LLC.

Pace Analytical Services, LLC
9800 Kincey Ave. Suite 100
Huntersville, NC 28078
(704)875-9092

## ANALYTICAL RESULTS

Project: CPC HUNTERSVILLE
Pace Project No.: 92583209

**Sample: MW-87** **Lab ID: 92583209012** Collected: 01/05/22 14:50 Received: 01/05/22 17:30 Matrix: Water

| Parameters | Results | Units | Report Limit | MDL | DF | Prepared | Analyzed | CAS No. | Qual |
|---|---|---|---|---|---|---|---|---|---|
| **VPH NC Water** | Analytical Method: MADEP VPH<br>Pace Analytical Services - Charlotte | | | | | | | | |
| Total VPH (C5-C12) | **50.7** | ug/L | 50.0 | 50.0 | 1 | | 01/08/22 00:57 | | N2 |
| Aliphatic (C05-C08) | ND | ug/L | 50.0 | 50.0 | 1 | | 01/08/22 00:57 | | N2 |
| Aliphatic(C09-C12) Adjusted | ND | ug/L | 50.0 | 50.0 | 1 | | 01/08/22 00:57 | | N2 |
| Aromatic (C09-C10) | ND | ug/L | 50.0 | 50.0 | 1 | | 01/08/22 00:57 | | N2 |
| ***Surrogates*** | | | | | | | | | |
| 4-Bromofluorobenzene (FID) (S) | 96 | % | 70-130 | | 1 | | 01/08/22 00:57 | 460-00-4 | |
| 4-Bromofluorobenzene (PID) (S) | 80 | % | 70-130 | | 1 | | 01/08/22 00:57 | 460-00-4 | |
| **6020 MET ICPMS** | Analytical Method: EPA 6020B Preparation Method: EPA 3010A<br>Pace Analytical Services - Asheville | | | | | | | | |
| Lead | **0.14J** | ug/L | 5.0 | 0.077 | 1 | 01/07/22 09:27 | 01/07/22 21:33 | 7439-92-1 | |
| **6200B MSV** | Analytical Method: SM 6200B<br>Pace Analytical Services - Charlotte | | | | | | | | |
| Benzene | ND | ug/L | 0.50 | 0.34 | 1 | | 01/06/22 20:35 | 71-43-2 | |
| Bromobenzene | ND | ug/L | 0.50 | 0.29 | 1 | | 01/06/22 20:35 | 108-86-1 | |
| Bromochloromethane | ND | ug/L | 0.50 | 0.47 | 1 | | 01/06/22 20:35 | 74-97-5 | |
| Bromodichloromethane | ND | ug/L | 0.50 | 0.31 | 1 | | 01/06/22 20:35 | 75-27-4 | |
| Bromoform | ND | ug/L | 0.50 | 0.34 | 1 | | 01/06/22 20:35 | 75-25-2 | |
| Bromomethane | ND | ug/L | 5.0 | 1.7 | 1 | | 01/06/22 20:35 | 74-83-9 | |
| n-Butylbenzene | ND | ug/L | 0.50 | 0.49 | 1 | | 01/06/22 20:35 | 104-51-8 | |
| sec-Butylbenzene | ND | ug/L | 0.50 | 0.40 | 1 | | 01/06/22 20:35 | 135-98-8 | |
| tert-Butylbenzene | ND | ug/L | 0.50 | 0.32 | 1 | | 01/06/22 20:35 | 98-06-6 | |
| Carbon tetrachloride | ND | ug/L | 0.50 | 0.33 | 1 | | 01/06/22 20:35 | 56-23-5 | |
| Chlorobenzene | ND | ug/L | 0.50 | 0.28 | 1 | | 01/06/22 20:35 | 108-90-7 | |
| Chloroethane | ND | ug/L | 1.0 | 0.65 | 1 | | 01/06/22 20:35 | 75-00-3 | |
| Chloroform | **4.0** | ug/L | 0.50 | 0.35 | 1 | | 01/06/22 20:35 | 67-66-3 | |
| Chloromethane | ND | ug/L | 1.0 | 0.54 | 1 | | 01/06/22 20:35 | 74-87-3 | |
| 2-Chlorotoluene | ND | ug/L | 0.50 | 0.32 | 1 | | 01/06/22 20:35 | 95-49-8 | |
| 4-Chlorotoluene | ND | ug/L | 0.50 | 0.32 | 1 | | 01/06/22 20:35 | 106-43-4 | |
| 1,2-Dibromo-3-chloropropane | ND | ug/L | 1.0 | 0.34 | 1 | | 01/06/22 20:35 | 96-12-8 | |
| Dibromochloromethane | ND | ug/L | 0.50 | 0.36 | 1 | | 01/06/22 20:35 | 124-48-1 | |
| 1,2-Dibromoethane (EDB) | ND | ug/L | 0.50 | 0.27 | 1 | | 01/06/22 20:35 | 106-93-4 | |
| Dibromomethane | ND | ug/L | 0.50 | 0.39 | 1 | | 01/06/22 20:35 | 74-95-3 | |
| 1,2-Dichlorobenzene | ND | ug/L | 0.50 | 0.34 | 1 | | 01/06/22 20:35 | 95-50-1 | |
| 1,3-Dichlorobenzene | ND | ug/L | 0.50 | 0.34 | 1 | | 01/06/22 20:35 | 541-73-1 | |
| 1,4-Dichlorobenzene | ND | ug/L | 0.50 | 0.33 | 1 | | 01/06/22 20:35 | 106-46-7 | |
| Dichlorodifluoromethane | ND | ug/L | 0.50 | 0.35 | 1 | | 01/06/22 20:35 | 75-71-8 | |
| 1,1-Dichloroethane | ND | ug/L | 0.50 | 0.37 | 1 | | 01/06/22 20:35 | 75-34-3 | |
| 1,2-Dichloroethane | ND | ug/L | 0.50 | 0.32 | 1 | | 01/06/22 20:35 | 107-06-2 | |
| 1,1-Dichloroethene | ND | ug/L | 0.50 | 0.35 | 1 | | 01/06/22 20:35 | 75-35-4 | |
| cis-1,2-Dichloroethene | ND | ug/L | 0.50 | 0.38 | 1 | | 01/06/22 20:35 | 156-59-2 | |
| trans-1,2-Dichloroethene | ND | ug/L | 0.50 | 0.40 | 1 | | 01/06/22 20:35 | 156-60-5 | |
| 1,2-Dichloropropane | ND | ug/L | 0.50 | 0.36 | 1 | | 01/06/22 20:35 | 78-87-5 | |
| 1,3-Dichloropropane | ND | ug/L | 0.50 | 0.28 | 1 | | 01/06/22 20:35 | 142-28-9 | |

## REPORT OF LABORATORY ANALYSIS

This report shall not be reproduced, except in full,
without the written consent of Pace Analytical Services, LLC.

Pace Analytical Services, LLC
9800 Kincey Ave. Suite 100
Huntersville, NC 28078
(704)875-9092

## ANALYTICAL RESULTS

Project: CPC HUNTERSVILLE
Pace Project No.: 92583209

**Sample: MW-87** **Lab ID: 92583209012** Collected: 01/05/22 14:50 Received: 01/05/22 17:30 Matrix: Water

| Parameters | Results | Units | Report Limit | MDL | DF | Prepared | Analyzed | CAS No. | Qual |
|---|---|---|---|---|---|---|---|---|---|
| **6200B MSV** | Analytical Method: SM 6200B<br>Pace Analytical Services - Charlotte | | | | | | | | |
| 2,2-Dichloropropane | ND | ug/L | 0.50 | 0.39 | 1 | | 01/06/22 20:35 | 594-20-7 | |
| 1,1-Dichloropropene | ND | ug/L | 0.50 | 0.43 | 1 | | 01/06/22 20:35 | 563-58-6 | |
| cis-1,3-Dichloropropene | ND | ug/L | 0.50 | 0.36 | 1 | | 01/06/22 20:35 | 10061-01-5 | |
| trans-1,3-Dichloropropene | ND | ug/L | 0.50 | 0.36 | 1 | | 01/06/22 20:35 | 10061-02-6 | |
| Diisopropyl ether | **0.56** | ug/L | 0.50 | 0.31 | 1 | | 01/06/22 20:35 | 108-20-3 | |
| Ethylbenzene | **0.61** | ug/L | 0.50 | 0.30 | 1 | | 01/06/22 20:35 | 100-41-4 | |
| Hexachloro-1,3-butadiene | ND | ug/L | 2.0 | 1.5 | 1 | | 01/06/22 20:35 | 87-68-3 | |
| Isopropylbenzene (Cumene) | ND | ug/L | 0.50 | 0.33 | 1 | | 01/06/22 20:35 | 98-82-8 | |
| Methylene Chloride | ND | ug/L | 2.0 | 2.0 | 1 | | 01/06/22 20:35 | 75-09-2 | |
| Methyl-tert-butyl ether | ND | ug/L | 0.50 | 0.42 | 1 | | 01/06/22 20:35 | 1634-04-4 | |
| Naphthalene | ND | ug/L | 2.0 | 0.64 | 1 | | 01/06/22 20:35 | 91-20-3 | |
| n-Propylbenzene | ND | ug/L | 0.50 | 0.34 | 1 | | 01/06/22 20:35 | 103-65-1 | |
| Styrene | ND | ug/L | 0.50 | 0.29 | 1 | | 01/06/22 20:35 | 100-42-5 | |
| 1,1,1,2-Tetrachloroethane | ND | ug/L | 0.50 | 0.31 | 1 | | 01/06/22 20:35 | 630-20-6 | |
| 1,1,2,2-Tetrachloroethane | ND | ug/L | 0.50 | 0.22 | 1 | | 01/06/22 20:35 | 79-34-5 | |
| Tetrachloroethene | ND | ug/L | 0.50 | 0.29 | 1 | | 01/06/22 20:35 | 127-18-4 | |
| Toluene | **8.1** | ug/L | 0.50 | 0.48 | 1 | | 01/06/22 20:35 | 108-88-3 | |
| 1,2,3-Trichlorobenzene | ND | ug/L | 2.0 | 0.81 | 1 | | 01/06/22 20:35 | 87-61-6 | |
| 1,2,4-Trichlorobenzene | ND | ug/L | 2.0 | 0.64 | 1 | | 01/06/22 20:35 | 120-82-1 | |
| 1,1,1-Trichloroethane | ND | ug/L | 0.50 | 0.33 | 1 | | 01/06/22 20:35 | 71-55-6 | |
| 1,1,2-Trichloroethane | ND | ug/L | 0.50 | 0.32 | 1 | | 01/06/22 20:35 | 79-00-5 | |
| Trichloroethene | ND | ug/L | 0.50 | 0.38 | 1 | | 01/06/22 20:35 | 79-01-6 | |
| Trichlorofluoromethane | ND | ug/L | 1.0 | 0.30 | 1 | | 01/06/22 20:35 | 75-69-4 | |
| 1,2,3-Trichloropropane | ND | ug/L | 0.50 | 0.26 | 1 | | 01/06/22 20:35 | 96-18-4 | |
| 1,2,4-Trimethylbenzene | ND | ug/L | 0.50 | 0.50 | 1 | | 01/06/22 20:35 | 95-63-6 | |
| 1,3,5-Trimethylbenzene | ND | ug/L | 0.50 | 0.33 | 1 | | 01/06/22 20:35 | 108-67-8 | |
| Vinyl chloride | ND | ug/L | 1.0 | 0.39 | 1 | | 01/06/22 20:35 | 75-01-4 | |
| m&p-Xylene | **3.5** | ug/L | 1.0 | 0.71 | 1 | | 01/06/22 20:35 | 179601-23-1 | |
| o-Xylene | **1.7** | ug/L | 0.50 | 0.34 | 1 | | 01/06/22 20:35 | 95-47-6 | |
| ***Surrogates*** | | | | | | | | | |
| 1,2-Dichloroethane-d4 (S) | 90 | % | 70-130 | | 1 | | 01/06/22 20:35 | 17060-07-0 | |
| 4-Bromofluorobenzene (S) | 96 | % | 70-130 | | 1 | | 01/06/22 20:35 | 460-00-4 | |
| Toluene-d8 (S) | 102 | % | 70-130 | | 1 | | 01/06/22 20:35 | 2037-26-5 | |

## REPORT OF LABORATORY ANALYSIS

This report shall not be reproduced, except in full,
without the written consent of Pace Analytical Services, LLC.

Pace Analytical Services, LLC
9800 Kincey Ave. Suite 100
Huntersville, NC 28078
(704)875-9092

## ANALYTICAL RESULTS

Project: CPC HUNTERSVILLE
Pace Project No.: 92583209

**Sample: MW-97D** **Lab ID: 92583209013** Collected: 01/05/22 14:30 Received: 01/05/22 17:30 Matrix: Water

| Parameters | Results | Units | Report Limit | MDL | DF | Prepared | Analyzed | CAS No. | Qual |
|---|---|---|---|---|---|---|---|---|---|
| **VPH NC Water** | Analytical Method: MADEP VPH<br>Pace Analytical Services - Charlotte | | | | | | | | |
| Total VPH (C5-C12) | ND | ug/L | 50.0 | 50.0 | 1 | | 01/08/22 01:25 | | N2 |
| Aliphatic (C05-C08) | ND | ug/L | 50.0 | 50.0 | 1 | | 01/08/22 01:25 | | N2 |
| Aliphatic(C09-C12) Adjusted | ND | ug/L | 50.0 | 50.0 | 1 | | 01/08/22 01:25 | | N2 |
| Aromatic (C09-C10) | ND | ug/L | 50.0 | 50.0 | 1 | | 01/08/22 01:25 | | N2 |
| ***Surrogates*** | | | | | | | | | |
| 4-Bromofluorobenzene (FID) (S) | 97 | % | 70-130 | | 1 | | 01/08/22 01:25 | 460-00-4 | |
| 4-Bromofluorobenzene (PID) (S) | 82 | % | 70-130 | | 1 | | 01/08/22 01:25 | 460-00-4 | |
| **6020 MET ICPMS** | Analytical Method: EPA 6020B Preparation Method: EPA 3010A<br>Pace Analytical Services - Asheville | | | | | | | | |
| Lead | ND | ug/L | 5.0 | 0.077 | 1 | 01/07/22 09:27 | 01/07/22 21:36 | 7439-92-1 | |
| **6200B MSV** | Analytical Method: SM 6200B<br>Pace Analytical Services - Charlotte | | | | | | | | |
| Benzene | ND | ug/L | 0.50 | 0.34 | 1 | | 01/06/22 20:53 | 71-43-2 | |
| Bromobenzene | ND | ug/L | 0.50 | 0.29 | 1 | | 01/06/22 20:53 | 108-86-1 | |
| Bromochloromethane | ND | ug/L | 0.50 | 0.47 | 1 | | 01/06/22 20:53 | 74-97-5 | |
| Bromodichloromethane | ND | ug/L | 0.50 | 0.31 | 1 | | 01/06/22 20:53 | 75-27-4 | |
| Bromoform | ND | ug/L | 0.50 | 0.34 | 1 | | 01/06/22 20:53 | 75-25-2 | |
| Bromomethane | ND | ug/L | 5.0 | 1.7 | 1 | | 01/06/22 20:53 | 74-83-9 | |
| n-Butylbenzene | ND | ug/L | 0.50 | 0.49 | 1 | | 01/06/22 20:53 | 104-51-8 | |
| sec-Butylbenzene | ND | ug/L | 0.50 | 0.40 | 1 | | 01/06/22 20:53 | 135-98-8 | |
| tert-Butylbenzene | ND | ug/L | 0.50 | 0.32 | 1 | | 01/06/22 20:53 | 98-06-6 | |
| Carbon tetrachloride | ND | ug/L | 0.50 | 0.33 | 1 | | 01/06/22 20:53 | 56-23-5 | |
| Chlorobenzene | ND | ug/L | 0.50 | 0.28 | 1 | | 01/06/22 20:53 | 108-90-7 | |
| Chloroethane | ND | ug/L | 1.0 | 0.65 | 1 | | 01/06/22 20:53 | 75-00-3 | |
| Chloroform | ND | ug/L | 0.50 | 0.35 | 1 | | 01/06/22 20:53 | 67-66-3 | |
| Chloromethane | ND | ug/L | 1.0 | 0.54 | 1 | | 01/06/22 20:53 | 74-87-3 | |
| 2-Chlorotoluene | ND | ug/L | 0.50 | 0.32 | 1 | | 01/06/22 20:53 | 95-49-8 | |
| 4-Chlorotoluene | ND | ug/L | 0.50 | 0.32 | 1 | | 01/06/22 20:53 | 106-43-4 | |
| 1,2-Dibromo-3-chloropropane | ND | ug/L | 1.0 | 0.34 | 1 | | 01/06/22 20:53 | 96-12-8 | |
| Dibromochloromethane | ND | ug/L | 0.50 | 0.36 | 1 | | 01/06/22 20:53 | 124-48-1 | |
| 1,2-Dibromoethane (EDB) | ND | ug/L | 0.50 | 0.27 | 1 | | 01/06/22 20:53 | 106-93-4 | |
| Dibromomethane | ND | ug/L | 0.50 | 0.39 | 1 | | 01/06/22 20:53 | 74-95-3 | |
| 1,2-Dichlorobenzene | ND | ug/L | 0.50 | 0.34 | 1 | | 01/06/22 20:53 | 95-50-1 | |
| 1,3-Dichlorobenzene | ND | ug/L | 0.50 | 0.34 | 1 | | 01/06/22 20:53 | 541-73-1 | |
| 1,4-Dichlorobenzene | ND | ug/L | 0.50 | 0.33 | 1 | | 01/06/22 20:53 | 106-46-7 | |
| Dichlorodifluoromethane | ND | ug/L | 0.50 | 0.35 | 1 | | 01/06/22 20:53 | 75-71-8 | |
| 1,1-Dichloroethane | ND | ug/L | 0.50 | 0.37 | 1 | | 01/06/22 20:53 | 75-34-3 | |
| 1,2-Dichloroethane | ND | ug/L | 0.50 | 0.32 | 1 | | 01/06/22 20:53 | 107-06-2 | |
| 1,1-Dichloroethene | ND | ug/L | 0.50 | 0.35 | 1 | | 01/06/22 20:53 | 75-35-4 | |
| cis-1,2-Dichloroethene | ND | ug/L | 0.50 | 0.38 | 1 | | 01/06/22 20:53 | 156-59-2 | |
| trans-1,2-Dichloroethene | ND | ug/L | 0.50 | 0.40 | 1 | | 01/06/22 20:53 | 156-60-5 | |
| 1,2-Dichloropropane | ND | ug/L | 0.50 | 0.36 | 1 | | 01/06/22 20:53 | 78-87-5 | |
| 1,3-Dichloropropane | ND | ug/L | 0.50 | 0.28 | 1 | | 01/06/22 20:53 | 142-28-9 | |

## REPORT OF LABORATORY ANALYSIS

This report shall not be reproduced, except in full,
without the written consent of Pace Analytical Services, LLC.

Pace Analytical Services, LLC
9800 Kincey Ave. Suite 100
Huntersville, NC 28078
(704)875-9092

## ANALYTICAL RESULTS

Project: CPC HUNTERSVILLE
Pace Project No.: 92583209

**Sample: MW-97D** **Lab ID: 92583209013** Collected: 01/05/22 14:30 Received: 01/05/22 17:30 Matrix: Water

| Parameters | Results | Units | Report Limit | MDL | DF | Prepared | Analyzed | CAS No. | Qual |
|---|---|---|---|---|---|---|---|---|---|
| **6200B MSV** | Analytical Method: SM 6200B<br>Pace Analytical Services - Charlotte | | | | | | | | |
| 2,2-Dichloropropane | ND | ug/L | 0.50 | 0.39 | 1 | | 01/06/22 20:53 | 594-20-7 | |
| 1,1-Dichloropropene | ND | ug/L | 0.50 | 0.43 | 1 | | 01/06/22 20:53 | 563-58-6 | |
| cis-1,3-Dichloropropene | ND | ug/L | 0.50 | 0.36 | 1 | | 01/06/22 20:53 | 10061-01-5 | |
| trans-1,3-Dichloropropene | ND | ug/L | 0.50 | 0.36 | 1 | | 01/06/22 20:53 | 10061-02-6 | |
| Diisopropyl ether | **0.32J** | ug/L | 0.50 | 0.31 | 1 | | 01/06/22 20:53 | 108-20-3 | |
| Ethylbenzene | ND | ug/L | 0.50 | 0.30 | 1 | | 01/06/22 20:53 | 100-41-4 | |
| Hexachloro-1,3-butadiene | ND | ug/L | 2.0 | 1.5 | 1 | | 01/06/22 20:53 | 87-68-3 | |
| Isopropylbenzene (Cumene) | ND | ug/L | 0.50 | 0.33 | 1 | | 01/06/22 20:53 | 98-82-8 | |
| Methylene Chloride | ND | ug/L | 2.0 | 2.0 | 1 | | 01/06/22 20:53 | 75-09-2 | |
| Methyl-tert-butyl ether | ND | ug/L | 0.50 | 0.42 | 1 | | 01/06/22 20:53 | 1634-04-4 | |
| Naphthalene | ND | ug/L | 2.0 | 0.64 | 1 | | 01/06/22 20:53 | 91-20-3 | |
| n-Propylbenzene | ND | ug/L | 0.50 | 0.34 | 1 | | 01/06/22 20:53 | 103-65-1 | |
| Styrene | ND | ug/L | 0.50 | 0.29 | 1 | | 01/06/22 20:53 | 100-42-5 | |
| 1,1,1,2-Tetrachloroethane | ND | ug/L | 0.50 | 0.31 | 1 | | 01/06/22 20:53 | 630-20-6 | |
| 1,1,2,2-Tetrachloroethane | ND | ug/L | 0.50 | 0.22 | 1 | | 01/06/22 20:53 | 79-34-5 | |
| Tetrachloroethene | ND | ug/L | 0.50 | 0.29 | 1 | | 01/06/22 20:53 | 127-18-4 | |
| Toluene | ND | ug/L | 0.50 | 0.48 | 1 | | 01/06/22 20:53 | 108-88-3 | |
| 1,2,3-Trichlorobenzene | ND | ug/L | 2.0 | 0.81 | 1 | | 01/06/22 20:53 | 87-61-6 | |
| 1,2,4-Trichlorobenzene | ND | ug/L | 2.0 | 0.64 | 1 | | 01/06/22 20:53 | 120-82-1 | |
| 1,1,1-Trichloroethane | ND | ug/L | 0.50 | 0.33 | 1 | | 01/06/22 20:53 | 71-55-6 | |
| 1,1,2-Trichloroethane | ND | ug/L | 0.50 | 0.32 | 1 | | 01/06/22 20:53 | 79-00-5 | |
| Trichloroethene | ND | ug/L | 0.50 | 0.38 | 1 | | 01/06/22 20:53 | 79-01-6 | |
| Trichlorofluoromethane | ND | ug/L | 1.0 | 0.30 | 1 | | 01/06/22 20:53 | 75-69-4 | |
| 1,2,3-Trichloropropane | ND | ug/L | 0.50 | 0.26 | 1 | | 01/06/22 20:53 | 96-18-4 | |
| 1,2,4-Trimethylbenzene | ND | ug/L | 0.50 | 0.50 | 1 | | 01/06/22 20:53 | 95-63-6 | |
| 1,3,5-Trimethylbenzene | ND | ug/L | 0.50 | 0.33 | 1 | | 01/06/22 20:53 | 108-67-8 | |
| Vinyl chloride | ND | ug/L | 1.0 | 0.39 | 1 | | 01/06/22 20:53 | 75-01-4 | |
| m&p-Xylene | ND | ug/L | 1.0 | 0.71 | 1 | | 01/06/22 20:53 | 179601-23-1 | |
| o-Xylene | ND | ug/L | 0.50 | 0.34 | 1 | | 01/06/22 20:53 | 95-47-6 | |
| ***Surrogates*** | | | | | | | | | |
| 1,2-Dichloroethane-d4 (S) | 90 | % | 70-130 | | 1 | | 01/06/22 20:53 | 17060-07-0 | |
| 4-Bromofluorobenzene (S) | 94 | % | 70-130 | | 1 | | 01/06/22 20:53 | 460-00-4 | |
| Toluene-d8 (S) | 100 | % | 70-130 | | 1 | | 01/06/22 20:53 | 2037-26-5 | |

## REPORT OF LABORATORY ANALYSIS

This report shall not be reproduced, except in full,
without the written consent of Pace Analytical Services, LLC.

Pace Analytical Services, LLC
9800 Kincey Ave. Suite 100
Huntersville, NC 28078
(704)875-9092

## ANALYTICAL RESULTS

Project: CPC HUNTERSVILLE
Pace Project No.: 92583209

**Sample: MW-57D** **Lab ID: 92583209014** Collected: 01/05/22 15:10 Received: 01/05/22 17:30 Matrix: Water

| Parameters | Results | Units | Report Limit | MDL | DF | Prepared | Analyzed | CAS No. | Qual |
|---|---|---|---|---|---|---|---|---|---|
| **VPH NC Water** | Analytical Method: MADEP VPH<br>Pace Analytical Services - Charlotte | | | | | | | | |
| Total VPH (C5-C12) | ND | ug/L | 50.0 | 50.0 | 1 | | 01/08/22 01:54 | | N2 |
| Aliphatic (C05-C08) | ND | ug/L | 50.0 | 50.0 | 1 | | 01/08/22 01:54 | | N2 |
| Aliphatic(C09-C12) Adjusted | ND | ug/L | 50.0 | 50.0 | 1 | | 01/08/22 01:54 | | N2 |
| Aromatic (C09-C10) | ND | ug/L | 50.0 | 50.0 | 1 | | 01/08/22 01:54 | | N2 |
| ***Surrogates*** | | | | | | | | | |
| 4-Bromofluorobenzene (FID) (S) | 95 | % | 70-130 | | 1 | | 01/08/22 01:54 | 460-00-4 | |
| 4-Bromofluorobenzene (PID) (S) | 81 | % | 70-130 | | 1 | | 01/08/22 01:54 | 460-00-4 | |
| **6020 MET ICPMS** | Analytical Method: EPA 6020B Preparation Method: EPA 3010A<br>Pace Analytical Services - Asheville | | | | | | | | |
| Lead | **0.26J** | ug/L | 5.0 | 0.077 | 1 | 01/07/22 09:27 | 01/07/22 21:47 | 7439-92-1 | |
| **6200B MSV** | Analytical Method: SM 6200B<br>Pace Analytical Services - Charlotte | | | | | | | | |
| Benzene | ND | ug/L | 0.50 | 0.34 | 1 | | 01/06/22 21:11 | 71-43-2 | |
| Bromobenzene | ND | ug/L | 0.50 | 0.29 | 1 | | 01/06/22 21:11 | 108-86-1 | |
| Bromochloromethane | ND | ug/L | 0.50 | 0.47 | 1 | | 01/06/22 21:11 | 74-97-5 | |
| Bromodichloromethane | ND | ug/L | 0.50 | 0.31 | 1 | | 01/06/22 21:11 | 75-27-4 | |
| Bromoform | ND | ug/L | 0.50 | 0.34 | 1 | | 01/06/22 21:11 | 75-25-2 | |
| Bromomethane | ND | ug/L | 5.0 | 1.7 | 1 | | 01/06/22 21:11 | 74-83-9 | |
| n-Butylbenzene | ND | ug/L | 0.50 | 0.49 | 1 | | 01/06/22 21:11 | 104-51-8 | |
| sec-Butylbenzene | ND | ug/L | 0.50 | 0.40 | 1 | | 01/06/22 21:11 | 135-98-8 | |
| tert-Butylbenzene | ND | ug/L | 0.50 | 0.32 | 1 | | 01/06/22 21:11 | 98-06-6 | |
| Carbon tetrachloride | ND | ug/L | 0.50 | 0.33 | 1 | | 01/06/22 21:11 | 56-23-5 | |
| Chlorobenzene | ND | ug/L | 0.50 | 0.28 | 1 | | 01/06/22 21:11 | 108-90-7 | |
| Chloroethane | ND | ug/L | 1.0 | 0.65 | 1 | | 01/06/22 21:11 | 75-00-3 | |
| Chloroform | ND | ug/L | 0.50 | 0.35 | 1 | | 01/06/22 21:11 | 67-66-3 | |
| Chloromethane | ND | ug/L | 1.0 | 0.54 | 1 | | 01/06/22 21:11 | 74-87-3 | |
| 2-Chlorotoluene | ND | ug/L | 0.50 | 0.32 | 1 | | 01/06/22 21:11 | 95-49-8 | |
| 4-Chlorotoluene | ND | ug/L | 0.50 | 0.32 | 1 | | 01/06/22 21:11 | 106-43-4 | |
| 1,2-Dibromo-3-chloropropane | ND | ug/L | 1.0 | 0.34 | 1 | | 01/06/22 21:11 | 96-12-8 | |
| Dibromochloromethane | ND | ug/L | 0.50 | 0.36 | 1 | | 01/06/22 21:11 | 124-48-1 | |
| 1,2-Dibromoethane (EDB) | ND | ug/L | 0.50 | 0.27 | 1 | | 01/06/22 21:11 | 106-93-4 | |
| Dibromomethane | ND | ug/L | 0.50 | 0.39 | 1 | | 01/06/22 21:11 | 74-95-3 | |
| 1,2-Dichlorobenzene | ND | ug/L | 0.50 | 0.34 | 1 | | 01/06/22 21:11 | 95-50-1 | |
| 1,3-Dichlorobenzene | ND | ug/L | 0.50 | 0.34 | 1 | | 01/06/22 21:11 | 541-73-1 | |
| 1,4-Dichlorobenzene | ND | ug/L | 0.50 | 0.33 | 1 | | 01/06/22 21:11 | 106-46-7 | |
| Dichlorodifluoromethane | ND | ug/L | 0.50 | 0.35 | 1 | | 01/06/22 21:11 | 75-71-8 | |
| 1,1-Dichloroethane | ND | ug/L | 0.50 | 0.37 | 1 | | 01/06/22 21:11 | 75-34-3 | |
| 1,2-Dichloroethane | ND | ug/L | 0.50 | 0.32 | 1 | | 01/06/22 21:11 | 107-06-2 | |
| 1,1-Dichloroethene | ND | ug/L | 0.50 | 0.35 | 1 | | 01/06/22 21:11 | 75-35-4 | |
| cis-1,2-Dichloroethene | ND | ug/L | 0.50 | 0.38 | 1 | | 01/06/22 21:11 | 156-59-2 | |
| trans-1,2-Dichloroethene | ND | ug/L | 0.50 | 0.40 | 1 | | 01/06/22 21:11 | 156-60-5 | |
| 1,2-Dichloropropane | ND | ug/L | 0.50 | 0.36 | 1 | | 01/06/22 21:11 | 78-87-5 | |
| 1,3-Dichloropropane | ND | ug/L | 0.50 | 0.28 | 1 | | 01/06/22 21:11 | 142-28-9 | |

## REPORT OF LABORATORY ANALYSIS

This report shall not be reproduced, except in full,
without the written consent of Pace Analytical Services, LLC.

Pace Analytical Services, LLC
9800 Kincey Ave. Suite 100
Huntersville, NC 28078
(704)875-9092

## ANALYTICAL RESULTS

Project: CPC HUNTERSVILLE
Pace Project No.: 92583209

**Sample: MW-57D** **Lab ID: 92583209014** Collected: 01/05/22 15:10 Received: 01/05/22 17:30 Matrix: Water

| Parameters | Results | Units | Report Limit | MDL | DF | Prepared | Analyzed | CAS No. | Qual |
|---|---|---|---|---|---|---|---|---|---|
| **6200B MSV** | Analytical Method: SM 6200B<br>Pace Analytical Services - Charlotte | | | | | | | | |
| 2,2-Dichloropropane | ND | ug/L | 0.50 | 0.39 | 1 | | 01/06/22 21:11 | 594-20-7 | |
| 1,1-Dichloropropene | ND | ug/L | 0.50 | 0.43 | 1 | | 01/06/22 21:11 | 563-58-6 | |
| cis-1,3-Dichloropropene | ND | ug/L | 0.50 | 0.36 | 1 | | 01/06/22 21:11 | 10061-01-5 | |
| trans-1,3-Dichloropropene | ND | ug/L | 0.50 | 0.36 | 1 | | 01/06/22 21:11 | 10061-02-6 | |
| Diisopropyl ether | ND | ug/L | 0.50 | 0.31 | 1 | | 01/06/22 21:11 | 108-20-3 | |
| Ethylbenzene | ND | ug/L | 0.50 | 0.30 | 1 | | 01/06/22 21:11 | 100-41-4 | |
| Hexachloro-1,3-butadiene | ND | ug/L | 2.0 | 1.5 | 1 | | 01/06/22 21:11 | 87-68-3 | |
| Isopropylbenzene (Cumene) | ND | ug/L | 0.50 | 0.33 | 1 | | 01/06/22 21:11 | 98-82-8 | |
| Methylene Chloride | ND | ug/L | 2.0 | 2.0 | 1 | | 01/06/22 21:11 | 75-09-2 | |
| Methyl-tert-butyl ether | ND | ug/L | 0.50 | 0.42 | 1 | | 01/06/22 21:11 | 1634-04-4 | |
| Naphthalene | ND | ug/L | 2.0 | 0.64 | 1 | | 01/06/22 21:11 | 91-20-3 | |
| n-Propylbenzene | ND | ug/L | 0.50 | 0.34 | 1 | | 01/06/22 21:11 | 103-65-1 | |
| Styrene | ND | ug/L | 0.50 | 0.29 | 1 | | 01/06/22 21:11 | 100-42-5 | |
| 1,1,1,2-Tetrachloroethane | ND | ug/L | 0.50 | 0.31 | 1 | | 01/06/22 21:11 | 630-20-6 | |
| 1,1,2,2-Tetrachloroethane | ND | ug/L | 0.50 | 0.22 | 1 | | 01/06/22 21:11 | 79-34-5 | |
| Tetrachloroethene | ND | ug/L | 0.50 | 0.29 | 1 | | 01/06/22 21:11 | 127-18-4 | |
| Toluene | ND | ug/L | 0.50 | 0.48 | 1 | | 01/06/22 21:11 | 108-88-3 | |
| 1,2,3-Trichlorobenzene | ND | ug/L | 2.0 | 0.81 | 1 | | 01/06/22 21:11 | 87-61-6 | |
| 1,2,4-Trichlorobenzene | ND | ug/L | 2.0 | 0.64 | 1 | | 01/06/22 21:11 | 120-82-1 | |
| 1,1,1-Trichloroethane | ND | ug/L | 0.50 | 0.33 | 1 | | 01/06/22 21:11 | 71-55-6 | |
| 1,1,2-Trichloroethane | ND | ug/L | 0.50 | 0.32 | 1 | | 01/06/22 21:11 | 79-00-5 | |
| Trichloroethene | ND | ug/L | 0.50 | 0.38 | 1 | | 01/06/22 21:11 | 79-01-6 | |
| Trichlorofluoromethane | ND | ug/L | 1.0 | 0.30 | 1 | | 01/06/22 21:11 | 75-69-4 | |
| 1,2,3-Trichloropropane | ND | ug/L | 0.50 | 0.26 | 1 | | 01/06/22 21:11 | 96-18-4 | |
| 1,2,4-Trimethylbenzene | ND | ug/L | 0.50 | 0.50 | 1 | | 01/06/22 21:11 | 95-63-6 | |
| 1,3,5-Trimethylbenzene | ND | ug/L | 0.50 | 0.33 | 1 | | 01/06/22 21:11 | 108-67-8 | |
| Vinyl chloride | ND | ug/L | 1.0 | 0.39 | 1 | | 01/06/22 21:11 | 75-01-4 | |
| m&p-Xylene | ND | ug/L | 1.0 | 0.71 | 1 | | 01/06/22 21:11 | 179601-23-1 | |
| o-Xylene | ND | ug/L | 0.50 | 0.34 | 1 | | 01/06/22 21:11 | 95-47-6 | |
| ***Surrogates*** | | | | | | | | | |
| 1,2-Dichloroethane-d4 (S) | 89 | % | 70-130 | | 1 | | 01/06/22 21:11 | 17060-07-0 | |
| 4-Bromofluorobenzene (S) | 96 | % | 70-130 | | 1 | | 01/06/22 21:11 | 460-00-4 | |
| Toluene-d8 (S) | 101 | % | 70-130 | | 1 | | 01/06/22 21:11 | 2037-26-5 | |

## REPORT OF LABORATORY ANALYSIS

This report shall not be reproduced, except in full,
without the written consent of Pace Analytical Services, LLC.

Pace Analytical Services, LLC
9800 Kincey Ave. Suite 100
Huntersville, NC 28078
(704)875-9092

# ANALYTICAL RESULTS

Project: CPC HUNTERSVILLE
Pace Project No.: 92583209

**Sample: MW-94** **Lab ID: 92583209015** Collected: 01/05/22 14:40 Received: 01/05/22 17:30 Matrix: Water

| Parameters | Results | Units | Report Limit | MDL | DF | Prepared | Analyzed | CAS No. | Qual |
|---|---|---|---|---|---|---|---|---|---|
| **VPH NC Water** | Analytical Method: MADEP VPH<br>Pace Analytical Services - Charlotte | | | | | | | | |
| Total VPH (C5-C12) | ND | ug/L | 50.0 | 50.0 | 1 | | 01/08/22 03:18 | | N2 |
| Aliphatic (C05-C08) | ND | ug/L | 50.0 | 50.0 | 1 | | 01/08/22 03:18 | | N2 |
| Aliphatic(C09-C12) Adjusted | ND | ug/L | 50.0 | 50.0 | 1 | | 01/08/22 03:18 | | N2 |
| Aromatic (C09-C10) | ND | ug/L | 50.0 | 50.0 | 1 | | 01/08/22 03:18 | | N2 |
| ***Surrogates*** | | | | | | | | | |
| 4-Bromofluorobenzene (FID) (S) | 95 | % | 70-130 | | 1 | | 01/08/22 03:18 | 460-00-4 | |
| 4-Bromofluorobenzene (PID) (S) | 79 | % | 70-130 | | 1 | | 01/08/22 03:18 | 460-00-4 | |
| **6020 MET ICPMS** | Analytical Method: EPA 6020B Preparation Method: EPA 3010A<br>Pace Analytical Services - Asheville | | | | | | | | |
| Lead | **0.30J** | ug/L | 5.0 | 0.077 | 1 | 01/07/22 09:27 | 01/07/22 21:51 | 7439-92-1 | |
| **6200B MSV** | Analytical Method: SM 6200B<br>Pace Analytical Services - Charlotte | | | | | | | | |
| Benzene | ND | ug/L | 0.50 | 0.34 | 1 | | 01/06/22 22:05 | 71-43-2 | |
| Bromobenzene | ND | ug/L | 0.50 | 0.29 | 1 | | 01/06/22 22:05 | 108-86-1 | |
| Bromochloromethane | ND | ug/L | 0.50 | 0.47 | 1 | | 01/06/22 22:05 | 74-97-5 | |
| Bromodichloromethane | ND | ug/L | 0.50 | 0.31 | 1 | | 01/06/22 22:05 | 75-27-4 | |
| Bromoform | ND | ug/L | 0.50 | 0.34 | 1 | | 01/06/22 22:05 | 75-25-2 | |
| Bromomethane | ND | ug/L | 5.0 | 1.7 | 1 | | 01/06/22 22:05 | 74-83-9 | |
| n-Butylbenzene | ND | ug/L | 0.50 | 0.49 | 1 | | 01/06/22 22:05 | 104-51-8 | |
| sec-Butylbenzene | ND | ug/L | 0.50 | 0.40 | 1 | | 01/06/22 22:05 | 135-98-8 | |
| tert-Butylbenzene | ND | ug/L | 0.50 | 0.32 | 1 | | 01/06/22 22:05 | 98-06-6 | |
| Carbon tetrachloride | ND | ug/L | 0.50 | 0.33 | 1 | | 01/06/22 22:05 | 56-23-5 | |
| Chlorobenzene | ND | ug/L | 0.50 | 0.28 | 1 | | 01/06/22 22:05 | 108-90-7 | |
| Chloroethane | ND | ug/L | 1.0 | 0.65 | 1 | | 01/06/22 22:05 | 75-00-3 | |
| Chloroform | **1.8** | ug/L | 0.50 | 0.35 | 1 | | 01/06/22 22:05 | 67-66-3 | |
| Chloromethane | ND | ug/L | 1.0 | 0.54 | 1 | | 01/06/22 22:05 | 74-87-3 | |
| 2-Chlorotoluene | ND | ug/L | 0.50 | 0.32 | 1 | | 01/06/22 22:05 | 95-49-8 | |
| 4-Chlorotoluene | ND | ug/L | 0.50 | 0.32 | 1 | | 01/06/22 22:05 | 106-43-4 | |
| 1,2-Dibromo-3-chloropropane | ND | ug/L | 1.0 | 0.34 | 1 | | 01/06/22 22:05 | 96-12-8 | |
| Dibromochloromethane | ND | ug/L | 0.50 | 0.36 | 1 | | 01/06/22 22:05 | 124-48-1 | |
| 1,2-Dibromoethane (EDB) | ND | ug/L | 0.50 | 0.27 | 1 | | 01/06/22 22:05 | 106-93-4 | |
| Dibromomethane | ND | ug/L | 0.50 | 0.39 | 1 | | 01/06/22 22:05 | 74-95-3 | |
| 1,2-Dichlorobenzene | ND | ug/L | 0.50 | 0.34 | 1 | | 01/06/22 22:05 | 95-50-1 | |
| 1,3-Dichlorobenzene | ND | ug/L | 0.50 | 0.34 | 1 | | 01/06/22 22:05 | 541-73-1 | |
| 1,4-Dichlorobenzene | ND | ug/L | 0.50 | 0.33 | 1 | | 01/06/22 22:05 | 106-46-7 | |
| Dichlorodifluoromethane | ND | ug/L | 0.50 | 0.35 | 1 | | 01/06/22 22:05 | 75-71-8 | M1 |
| 1,1-Dichloroethane | ND | ug/L | 0.50 | 0.37 | 1 | | 01/06/22 22:05 | 75-34-3 | |
| 1,2-Dichloroethane | ND | ug/L | 0.50 | 0.32 | 1 | | 01/06/22 22:05 | 107-06-2 | |
| 1,1-Dichloroethene | ND | ug/L | 0.50 | 0.35 | 1 | | 01/06/22 22:05 | 75-35-4 | |
| cis-1,2-Dichloroethene | ND | ug/L | 0.50 | 0.38 | 1 | | 01/06/22 22:05 | 156-59-2 | |
| trans-1,2-Dichloroethene | ND | ug/L | 0.50 | 0.40 | 1 | | 01/06/22 22:05 | 156-60-5 | |
| 1,2-Dichloropropane | ND | ug/L | 0.50 | 0.36 | 1 | | 01/06/22 22:05 | 78-87-5 | |
| 1,3-Dichloropropane | ND | ug/L | 0.50 | 0.28 | 1 | | 01/06/22 22:05 | 142-28-9 | |

## REPORT OF LABORATORY ANALYSIS

This report shall not be reproduced, except in full,
without the written consent of Pace Analytical Services, LLC.

Pace Analytical Services, LLC
9800 Kincey Ave. Suite 100
Huntersville, NC 28078
(704)875-9092

## ANALYTICAL RESULTS

Project: CPC HUNTERSVILLE
Pace Project No.: 92583209

**Sample: MW-94** **Lab ID: 92583209015** Collected: 01/05/22 14:40 Received: 01/05/22 17:30 Matrix: Water

| Parameters | Results | Units | Report Limit | MDL | DF | Prepared | Analyzed | CAS No. | Qual |
|---|---|---|---|---|---|---|---|---|---|
| **6200B MSV** | Analytical Method: SM 6200B<br>Pace Analytical Services - Charlotte | | | | | | | | |
| 2,2-Dichloropropane | ND | ug/L | 0.50 | 0.39 | 1 | | 01/06/22 22:05 | 594-20-7 | |
| 1,1-Dichloropropene | ND | ug/L | 0.50 | 0.43 | 1 | | 01/06/22 22:05 | 563-58-6 | |
| cis-1,3-Dichloropropene | ND | ug/L | 0.50 | 0.36 | 1 | | 01/06/22 22:05 | 10061-01-5 | |
| trans-1,3-Dichloropropene | ND | ug/L | 0.50 | 0.36 | 1 | | 01/06/22 22:05 | 10061-02-6 | |
| Diisopropyl ether | ND | ug/L | 0.50 | 0.31 | 1 | | 01/06/22 22:05 | 108-20-3 | |
| Ethylbenzene | ND | ug/L | 0.50 | 0.30 | 1 | | 01/06/22 22:05 | 100-41-4 | |
| Hexachloro-1,3-butadiene | ND | ug/L | 2.0 | 1.5 | 1 | | 01/06/22 22:05 | 87-68-3 | |
| Isopropylbenzene (Cumene) | ND | ug/L | 0.50 | 0.33 | 1 | | 01/06/22 22:05 | 98-82-8 | |
| Methylene Chloride | ND | ug/L | 2.0 | 2.0 | 1 | | 01/06/22 22:05 | 75-09-2 | |
| Methyl-tert-butyl ether | ND | ug/L | 0.50 | 0.42 | 1 | | 01/06/22 22:05 | 1634-04-4 | |
| Naphthalene | ND | ug/L | 2.0 | 0.64 | 1 | | 01/06/22 22:05 | 91-20-3 | |
| n-Propylbenzene | ND | ug/L | 0.50 | 0.34 | 1 | | 01/06/22 22:05 | 103-65-1 | |
| Styrene | ND | ug/L | 0.50 | 0.29 | 1 | | 01/06/22 22:05 | 100-42-5 | |
| 1,1,1,2-Tetrachloroethane | ND | ug/L | 0.50 | 0.31 | 1 | | 01/06/22 22:05 | 630-20-6 | |
| 1,1,2,2-Tetrachloroethane | ND | ug/L | 0.50 | 0.22 | 1 | | 01/06/22 22:05 | 79-34-5 | |
| Tetrachloroethene | ND | ug/L | 0.50 | 0.29 | 1 | | 01/06/22 22:05 | 127-18-4 | |
| Toluene | ND | ug/L | 0.50 | 0.48 | 1 | | 01/06/22 22:05 | 108-88-3 | |
| 1,2,3-Trichlorobenzene | ND | ug/L | 2.0 | 0.81 | 1 | | 01/06/22 22:05 | 87-61-6 | |
| 1,2,4-Trichlorobenzene | ND | ug/L | 2.0 | 0.64 | 1 | | 01/06/22 22:05 | 120-82-1 | |
| 1,1,1-Trichloroethane | ND | ug/L | 0.50 | 0.33 | 1 | | 01/06/22 22:05 | 71-55-6 | |
| 1,1,2-Trichloroethane | ND | ug/L | 0.50 | 0.32 | 1 | | 01/06/22 22:05 | 79-00-5 | |
| Trichloroethene | ND | ug/L | 0.50 | 0.38 | 1 | | 01/06/22 22:05 | 79-01-6 | |
| Trichlorofluoromethane | ND | ug/L | 1.0 | 0.30 | 1 | | 01/06/22 22:05 | 75-69-4 | |
| 1,2,3-Trichloropropane | ND | ug/L | 0.50 | 0.26 | 1 | | 01/06/22 22:05 | 96-18-4 | |
| 1,2,4-Trimethylbenzene | ND | ug/L | 0.50 | 0.50 | 1 | | 01/06/22 22:05 | 95-63-6 | |
| 1,3,5-Trimethylbenzene | ND | ug/L | 0.50 | 0.33 | 1 | | 01/06/22 22:05 | 108-67-8 | |
| Vinyl chloride | ND | ug/L | 1.0 | 0.39 | 1 | | 01/06/22 22:05 | 75-01-4 | |
| m&p-Xylene | ND | ug/L | 1.0 | 0.71 | 1 | | 01/06/22 22:05 | 179601-23-1 | |
| o-Xylene | ND | ug/L | 0.50 | 0.34 | 1 | | 01/06/22 22:05 | 95-47-6 | |
| ***Surrogates*** | | | | | | | | | |
| 1,2-Dichloroethane-d4 (S) | 87 | % | 70-130 | | 1 | | 01/06/22 22:05 | 17060-07-0 | |
| 4-Bromofluorobenzene (S) | 95 | % | 70-130 | | 1 | | 01/06/22 22:05 | 460-00-4 | |
| Toluene-d8 (S) | 101 | % | 70-130 | | 1 | | 01/06/22 22:05 | 2037-26-5 | |

## REPORT OF LABORATORY ANALYSIS

This report shall not be reproduced, except in full,
without the written consent of Pace Analytical Services, LLC.

Pace Analytical Services, LLC
9800 Kincey Ave. Suite 100
Huntersville, NC 28078
(704)875-9092

## ANALYTICAL RESULTS

Project: CPC HUNTERSVILLE
Pace Project No.: 92583209

**Sample: MW-32** **Lab ID: 92583209016** Collected: 01/05/22 15:30 Received: 01/05/22 17:30 Matrix: Water

| Parameters | Results | Units | Report Limit | MDL | DF | Prepared | Analyzed | CAS No. | Qual |
|---|---|---|---|---|---|---|---|---|---|
| **VPH NC Water** | Analytical Method: MADEP VPH<br>Pace Analytical Services - Charlotte | | | | | | | | |
| Total VPH (C5-C12) | ND | ug/L | 50.0 | 50.0 | 1 | | 01/08/22 03:46 | | N2 |
| Aliphatic (C05-C08) | ND | ug/L | 50.0 | 50.0 | 1 | | 01/08/22 03:46 | | N2 |
| Aliphatic(C09-C12) Adjusted | ND | ug/L | 50.0 | 50.0 | 1 | | 01/08/22 03:46 | | N2 |
| Aromatic (C09-C10) | ND | ug/L | 50.0 | 50.0 | 1 | | 01/08/22 03:46 | | N2 |
| ***Surrogates*** | | | | | | | | | |
| 4-Bromofluorobenzene (FID) (S) | 94 | % | 70-130 | | 1 | | 01/08/22 03:46 | 460-00-4 | |
| 4-Bromofluorobenzene (PID) (S) | 80 | % | 70-130 | | 1 | | 01/08/22 03:46 | 460-00-4 | |
| **6020 MET ICPMS** | Analytical Method: EPA 6020B Preparation Method: EPA 3010A<br>Pace Analytical Services - Asheville | | | | | | | | |
| Lead | **2.8J** | ug/L | 5.0 | 0.077 | 1 | 01/07/22 09:27 | 01/07/22 21:54 | 7439-92-1 | |
| **6200B MSV** | Analytical Method: SM 6200B<br>Pace Analytical Services - Charlotte | | | | | | | | |
| Benzene | ND | ug/L | 0.50 | 0.34 | 1 | | 01/06/22 21:47 | 71-43-2 | |
| Bromobenzene | ND | ug/L | 0.50 | 0.29 | 1 | | 01/06/22 21:47 | 108-86-1 | |
| Bromochloromethane | ND | ug/L | 0.50 | 0.47 | 1 | | 01/06/22 21:47 | 74-97-5 | |
| Bromodichloromethane | ND | ug/L | 0.50 | 0.31 | 1 | | 01/06/22 21:47 | 75-27-4 | |
| Bromoform | ND | ug/L | 0.50 | 0.34 | 1 | | 01/06/22 21:47 | 75-25-2 | |
| Bromomethane | ND | ug/L | 5.0 | 1.7 | 1 | | 01/06/22 21:47 | 74-83-9 | |
| n-Butylbenzene | ND | ug/L | 0.50 | 0.49 | 1 | | 01/06/22 21:47 | 104-51-8 | |
| sec-Butylbenzene | ND | ug/L | 0.50 | 0.40 | 1 | | 01/06/22 21:47 | 135-98-8 | |
| tert-Butylbenzene | ND | ug/L | 0.50 | 0.32 | 1 | | 01/06/22 21:47 | 98-06-6 | |
| Carbon tetrachloride | ND | ug/L | 0.50 | 0.33 | 1 | | 01/06/22 21:47 | 56-23-5 | |
| Chlorobenzene | ND | ug/L | 0.50 | 0.28 | 1 | | 01/06/22 21:47 | 108-90-7 | |
| Chloroethane | ND | ug/L | 1.0 | 0.65 | 1 | | 01/06/22 21:47 | 75-00-3 | |
| Chloroform | ND | ug/L | 0.50 | 0.35 | 1 | | 01/06/22 21:47 | 67-66-3 | |
| Chloromethane | ND | ug/L | 1.0 | 0.54 | 1 | | 01/06/22 21:47 | 74-87-3 | |
| 2-Chlorotoluene | ND | ug/L | 0.50 | 0.32 | 1 | | 01/06/22 21:47 | 95-49-8 | |
| 4-Chlorotoluene | ND | ug/L | 0.50 | 0.32 | 1 | | 01/06/22 21:47 | 106-43-4 | |
| 1,2-Dibromo-3-chloropropane | ND | ug/L | 1.0 | 0.34 | 1 | | 01/06/22 21:47 | 96-12-8 | |
| Dibromochloromethane | ND | ug/L | 0.50 | 0.36 | 1 | | 01/06/22 21:47 | 124-48-1 | |
| 1,2-Dibromoethane (EDB) | ND | ug/L | 0.50 | 0.27 | 1 | | 01/06/22 21:47 | 106-93-4 | |
| Dibromomethane | ND | ug/L | 0.50 | 0.39 | 1 | | 01/06/22 21:47 | 74-95-3 | |
| 1,2-Dichlorobenzene | ND | ug/L | 0.50 | 0.34 | 1 | | 01/06/22 21:47 | 95-50-1 | |
| 1,3-Dichlorobenzene | ND | ug/L | 0.50 | 0.34 | 1 | | 01/06/22 21:47 | 541-73-1 | |
| 1,4-Dichlorobenzene | ND | ug/L | 0.50 | 0.33 | 1 | | 01/06/22 21:47 | 106-46-7 | |
| Dichlorodifluoromethane | ND | ug/L | 0.50 | 0.35 | 1 | | 01/06/22 21:47 | 75-71-8 | |
| 1,1-Dichloroethane | ND | ug/L | 0.50 | 0.37 | 1 | | 01/06/22 21:47 | 75-34-3 | |
| 1,2-Dichloroethane | ND | ug/L | 0.50 | 0.32 | 1 | | 01/06/22 21:47 | 107-06-2 | |
| 1,1-Dichloroethene | ND | ug/L | 0.50 | 0.35 | 1 | | 01/06/22 21:47 | 75-35-4 | |
| cis-1,2-Dichloroethene | ND | ug/L | 0.50 | 0.38 | 1 | | 01/06/22 21:47 | 156-59-2 | |
| trans-1,2-Dichloroethene | ND | ug/L | 0.50 | 0.40 | 1 | | 01/06/22 21:47 | 156-60-5 | |
| 1,2-Dichloropropane | ND | ug/L | 0.50 | 0.36 | 1 | | 01/06/22 21:47 | 78-87-5 | |
| 1,3-Dichloropropane | ND | ug/L | 0.50 | 0.28 | 1 | | 01/06/22 21:47 | 142-28-9 | |

## REPORT OF LABORATORY ANALYSIS

This report shall not be reproduced, except in full,
without the written consent of Pace Analytical Services, LLC.

Pace Analytical Services, LLC
9800 Kincey Ave. Suite 100
Huntersville, NC 28078
(704)875-9092

## ANALYTICAL RESULTS

Project: CPC HUNTERSVILLE
Pace Project No.: 92583209

**Sample: MW-32** **Lab ID: 92583209016** Collected: 01/05/22 15:30 Received: 01/05/22 17:30 Matrix: Water

| Parameters | Results | Units | Report Limit | MDL | DF | Prepared | Analyzed | CAS No. | Qual |
|---|---|---|---|---|---|---|---|---|---|
| **6200B MSV** | Analytical Method: SM 6200B<br>Pace Analytical Services - Charlotte | | | | | | | | |
| 2,2-Dichloropropane | ND | ug/L | 0.50 | 0.39 | 1 | | 01/06/22 21:47 | 594-20-7 | |
| 1,1-Dichloropropene | ND | ug/L | 0.50 | 0.43 | 1 | | 01/06/22 21:47 | 563-58-6 | |
| cis-1,3-Dichloropropene | ND | ug/L | 0.50 | 0.36 | 1 | | 01/06/22 21:47 | 10061-01-5 | |
| trans-1,3-Dichloropropene | ND | ug/L | 0.50 | 0.36 | 1 | | 01/06/22 21:47 | 10061-02-6 | |
| Diisopropyl ether | ND | ug/L | 0.50 | 0.31 | 1 | | 01/06/22 21:47 | 108-20-3 | |
| Ethylbenzene | ND | ug/L | 0.50 | 0.30 | 1 | | 01/06/22 21:47 | 100-41-4 | |
| Hexachloro-1,3-butadiene | ND | ug/L | 2.0 | 1.5 | 1 | | 01/06/22 21:47 | 87-68-3 | |
| Isopropylbenzene (Cumene) | ND | ug/L | 0.50 | 0.33 | 1 | | 01/06/22 21:47 | 98-82-8 | |
| Methylene Chloride | ND | ug/L | 2.0 | 2.0 | 1 | | 01/06/22 21:47 | 75-09-2 | |
| Methyl-tert-butyl ether | ND | ug/L | 0.50 | 0.42 | 1 | | 01/06/22 21:47 | 1634-04-4 | |
| Naphthalene | ND | ug/L | 2.0 | 0.64 | 1 | | 01/06/22 21:47 | 91-20-3 | |
| n-Propylbenzene | ND | ug/L | 0.50 | 0.34 | 1 | | 01/06/22 21:47 | 103-65-1 | |
| Styrene | ND | ug/L | 0.50 | 0.29 | 1 | | 01/06/22 21:47 | 100-42-5 | |
| 1,1,1,2-Tetrachloroethane | ND | ug/L | 0.50 | 0.31 | 1 | | 01/06/22 21:47 | 630-20-6 | |
| 1,1,2,2-Tetrachloroethane | ND | ug/L | 0.50 | 0.22 | 1 | | 01/06/22 21:47 | 79-34-5 | |
| Tetrachloroethene | ND | ug/L | 0.50 | 0.29 | 1 | | 01/06/22 21:47 | 127-18-4 | |
| Toluene | ND | ug/L | 0.50 | 0.48 | 1 | | 01/06/22 21:47 | 108-88-3 | |
| 1,2,3-Trichlorobenzene | ND | ug/L | 2.0 | 0.81 | 1 | | 01/06/22 21:47 | 87-61-6 | |
| 1,2,4-Trichlorobenzene | ND | ug/L | 2.0 | 0.64 | 1 | | 01/06/22 21:47 | 120-82-1 | |
| 1,1,1-Trichloroethane | ND | ug/L | 0.50 | 0.33 | 1 | | 01/06/22 21:47 | 71-55-6 | |
| 1,1,2-Trichloroethane | ND | ug/L | 0.50 | 0.32 | 1 | | 01/06/22 21:47 | 79-00-5 | |
| Trichloroethene | ND | ug/L | 0.50 | 0.38 | 1 | | 01/06/22 21:47 | 79-01-6 | |
| Trichlorofluoromethane | ND | ug/L | 1.0 | 0.30 | 1 | | 01/06/22 21:47 | 75-69-4 | |
| 1,2,3-Trichloropropane | ND | ug/L | 0.50 | 0.26 | 1 | | 01/06/22 21:47 | 96-18-4 | |
| 1,2,4-Trimethylbenzene | ND | ug/L | 0.50 | 0.50 | 1 | | 01/06/22 21:47 | 95-63-6 | |
| 1,3,5-Trimethylbenzene | ND | ug/L | 0.50 | 0.33 | 1 | | 01/06/22 21:47 | 108-67-8 | |
| Vinyl chloride | ND | ug/L | 1.0 | 0.39 | 1 | | 01/06/22 21:47 | 75-01-4 | |
| m&p-Xylene | ND | ug/L | 1.0 | 0.71 | 1 | | 01/06/22 21:47 | 179601-23-1 | |
| o-Xylene | ND | ug/L | 0.50 | 0.34 | 1 | | 01/06/22 21:47 | 95-47-6 | |
| ***Surrogates*** | | | | | | | | | |
| 1,2-Dichloroethane-d4 (S) | 89 | % | 70-130 | | 1 | | 01/06/22 21:47 | 17060-07-0 | |
| 4-Bromofluorobenzene (S) | 95 | % | 70-130 | | 1 | | 01/06/22 21:47 | 460-00-4 | |
| Toluene-d8 (S) | 101 | % | 70-130 | | 1 | | 01/06/22 21:47 | 2037-26-5 | |

## REPORT OF LABORATORY ANALYSIS

This report shall not be reproduced, except in full,
without the written consent of Pace Analytical Services, LLC.

Pace Analytical Services, LLC
9800 Kincey Ave. Suite 100
Huntersville, NC 28078
(704)875-9092

## ANALYTICAL RESULTS

Project: CPC HUNTERSVILLE
Pace Project No.: 92583209

**Sample: EB-2-20220105** **Lab ID: 92583209017** Collected: 01/05/22 15:45 Received: 01/05/22 17:30 Matrix: Water

| Parameters | Results | Units | Report Limit | MDL | DF | Prepared | Analyzed | CAS No. | Qual |
|---|---|---|---|---|---|---|---|---|---|
| **VPH NC Water** | Analytical Method: MADEP VPH<br>Pace Analytical Services - Charlotte | | | | | | | | |
| Total VPH (C5-C12) | ND | ug/L | 50.0 | 50.0 | 1 | | 01/08/22 04:15 | | N2 |
| Aliphatic (C05-C08) | ND | ug/L | 50.0 | 50.0 | 1 | | 01/08/22 04:15 | | N2 |
| Aliphatic(C09-C12) Adjusted | ND | ug/L | 50.0 | 50.0 | 1 | | 01/08/22 04:15 | | N2 |
| Aromatic (C09-C10) | ND | ug/L | 50.0 | 50.0 | 1 | | 01/08/22 04:15 | | N2 |
| ***Surrogates*** | | | | | | | | | |
| 4-Bromofluorobenzene (FID) (S) | 96 | % | 70-130 | | 1 | | 01/08/22 04:15 | 460-00-4 | |
| 4-Bromofluorobenzene (PID) (S) | 82 | % | 70-130 | | 1 | | 01/08/22 04:15 | 460-00-4 | |
| **6020 MET ICPMS** | Analytical Method: EPA 6020B Preparation Method: EPA 3010A<br>Pace Analytical Services - Asheville | | | | | | | | |
| Lead | ND | ug/L | 5.0 | 0.077 | 1 | 01/07/22 09:27 | 01/09/22 16:14 | 7439-92-1 | |
| **6200B MSV** | Analytical Method: SM 6200B<br>Pace Analytical Services - Charlotte | | | | | | | | |
| Benzene | ND | ug/L | 0.50 | 0.34 | 1 | | 01/06/22 16:41 | 71-43-2 | |
| Bromobenzene | ND | ug/L | 0.50 | 0.29 | 1 | | 01/06/22 16:41 | 108-86-1 | |
| Bromochloromethane | ND | ug/L | 0.50 | 0.47 | 1 | | 01/06/22 16:41 | 74-97-5 | |
| Bromodichloromethane | ND | ug/L | 0.50 | 0.31 | 1 | | 01/06/22 16:41 | 75-27-4 | |
| Bromoform | ND | ug/L | 0.50 | 0.34 | 1 | | 01/06/22 16:41 | 75-25-2 | |
| Bromomethane | ND | ug/L | 5.0 | 1.7 | 1 | | 01/06/22 16:41 | 74-83-9 | |
| n-Butylbenzene | ND | ug/L | 0.50 | 0.49 | 1 | | 01/06/22 16:41 | 104-51-8 | |
| sec-Butylbenzene | ND | ug/L | 0.50 | 0.40 | 1 | | 01/06/22 16:41 | 135-98-8 | |
| tert-Butylbenzene | ND | ug/L | 0.50 | 0.32 | 1 | | 01/06/22 16:41 | 98-06-6 | |
| Carbon tetrachloride | ND | ug/L | 0.50 | 0.33 | 1 | | 01/06/22 16:41 | 56-23-5 | |
| Chlorobenzene | ND | ug/L | 0.50 | 0.28 | 1 | | 01/06/22 16:41 | 108-90-7 | |
| Chloroethane | ND | ug/L | 1.0 | 0.65 | 1 | | 01/06/22 16:41 | 75-00-3 | |
| Chloroform | ND | ug/L | 0.50 | 0.35 | 1 | | 01/06/22 16:41 | 67-66-3 | |
| Chloromethane | ND | ug/L | 1.0 | 0.54 | 1 | | 01/06/22 16:41 | 74-87-3 | |
| 2-Chlorotoluene | ND | ug/L | 0.50 | 0.32 | 1 | | 01/06/22 16:41 | 95-49-8 | |
| 4-Chlorotoluene | ND | ug/L | 0.50 | 0.32 | 1 | | 01/06/22 16:41 | 106-43-4 | |
| 1,2-Dibromo-3-chloropropane | ND | ug/L | 1.0 | 0.34 | 1 | | 01/06/22 16:41 | 96-12-8 | |
| Dibromochloromethane | ND | ug/L | 0.50 | 0.36 | 1 | | 01/06/22 16:41 | 124-48-1 | |
| 1,2-Dibromoethane (EDB) | ND | ug/L | 0.50 | 0.27 | 1 | | 01/06/22 16:41 | 106-93-4 | |
| Dibromomethane | ND | ug/L | 0.50 | 0.39 | 1 | | 01/06/22 16:41 | 74-95-3 | |
| 1,2-Dichlorobenzene | ND | ug/L | 0.50 | 0.34 | 1 | | 01/06/22 16:41 | 95-50-1 | |
| 1,3-Dichlorobenzene | ND | ug/L | 0.50 | 0.34 | 1 | | 01/06/22 16:41 | 541-73-1 | |
| 1,4-Dichlorobenzene | ND | ug/L | 0.50 | 0.33 | 1 | | 01/06/22 16:41 | 106-46-7 | |
| Dichlorodifluoromethane | ND | ug/L | 0.50 | 0.35 | 1 | | 01/06/22 16:41 | 75-71-8 | |
| 1,1-Dichloroethane | ND | ug/L | 0.50 | 0.37 | 1 | | 01/06/22 16:41 | 75-34-3 | |
| 1,2-Dichloroethane | ND | ug/L | 0.50 | 0.32 | 1 | | 01/06/22 16:41 | 107-06-2 | |
| 1,1-Dichloroethene | ND | ug/L | 0.50 | 0.35 | 1 | | 01/06/22 16:41 | 75-35-4 | |
| cis-1,2-Dichloroethene | ND | ug/L | 0.50 | 0.38 | 1 | | 01/06/22 16:41 | 156-59-2 | |
| trans-1,2-Dichloroethene | ND | ug/L | 0.50 | 0.40 | 1 | | 01/06/22 16:41 | 156-60-5 | |
| 1,2-Dichloropropane | ND | ug/L | 0.50 | 0.36 | 1 | | 01/06/22 16:41 | 78-87-5 | |
| 1,3-Dichloropropane | ND | ug/L | 0.50 | 0.28 | 1 | | 01/06/22 16:41 | 142-28-9 | |

## REPORT OF LABORATORY ANALYSIS

This report shall not be reproduced, except in full,
without the written consent of Pace Analytical Services, LLC.

Pace Analytical Services, LLC
9800 Kincey Ave. Suite 100
Huntersville, NC 28078
(704)875-9092

## ANALYTICAL RESULTS

Project: CPC HUNTERSVILLE
Pace Project No.: 92583209

**Sample: EB-2-20220105** **Lab ID: 92583209017** Collected: 01/05/22 15:45 Received: 01/05/22 17:30 Matrix: Water

| Parameters | Results | Units | Report Limit | MDL | DF | Prepared | Analyzed | CAS No. | Qual |
|---|---|---|---|---|---|---|---|---|---|
| **6200B MSV** | Analytical Method: SM 6200B<br>Pace Analytical Services - Charlotte | | | | | | | | |
| 2,2-Dichloropropane | ND | ug/L | 0.50 | 0.39 | 1 | | 01/06/22 16:41 | 594-20-7 | |
| 1,1-Dichloropropene | ND | ug/L | 0.50 | 0.43 | 1 | | 01/06/22 16:41 | 563-58-6 | |
| cis-1,3-Dichloropropene | ND | ug/L | 0.50 | 0.36 | 1 | | 01/06/22 16:41 | 10061-01-5 | |
| trans-1,3-Dichloropropene | ND | ug/L | 0.50 | 0.36 | 1 | | 01/06/22 16:41 | 10061-02-6 | |
| Diisopropyl ether | ND | ug/L | 0.50 | 0.31 | 1 | | 01/06/22 16:41 | 108-20-3 | |
| Ethylbenzene | ND | ug/L | 0.50 | 0.30 | 1 | | 01/06/22 16:41 | 100-41-4 | |
| Hexachloro-1,3-butadiene | ND | ug/L | 2.0 | 1.5 | 1 | | 01/06/22 16:41 | 87-68-3 | |
| Isopropylbenzene (Cumene) | ND | ug/L | 0.50 | 0.33 | 1 | | 01/06/22 16:41 | 98-82-8 | |
| Methylene Chloride | ND | ug/L | 2.0 | 2.0 | 1 | | 01/06/22 16:41 | 75-09-2 | |
| Methyl-tert-butyl ether | ND | ug/L | 0.50 | 0.42 | 1 | | 01/06/22 16:41 | 1634-04-4 | |
| Naphthalene | ND | ug/L | 2.0 | 0.64 | 1 | | 01/06/22 16:41 | 91-20-3 | |
| n-Propylbenzene | ND | ug/L | 0.50 | 0.34 | 1 | | 01/06/22 16:41 | 103-65-1 | |
| Styrene | ND | ug/L | 0.50 | 0.29 | 1 | | 01/06/22 16:41 | 100-42-5 | |
| 1,1,1,2-Tetrachloroethane | ND | ug/L | 0.50 | 0.31 | 1 | | 01/06/22 16:41 | 630-20-6 | |
| 1,1,2,2-Tetrachloroethane | ND | ug/L | 0.50 | 0.22 | 1 | | 01/06/22 16:41 | 79-34-5 | |
| Tetrachloroethene | ND | ug/L | 0.50 | 0.29 | 1 | | 01/06/22 16:41 | 127-18-4 | |
| Toluene | ND | ug/L | 0.50 | 0.48 | 1 | | 01/06/22 16:41 | 108-88-3 | |
| 1,2,3-Trichlorobenzene | ND | ug/L | 2.0 | 0.81 | 1 | | 01/06/22 16:41 | 87-61-6 | |
| 1,2,4-Trichlorobenzene | ND | ug/L | 2.0 | 0.64 | 1 | | 01/06/22 16:41 | 120-82-1 | |
| 1,1,1-Trichloroethane | ND | ug/L | 0.50 | 0.33 | 1 | | 01/06/22 16:41 | 71-55-6 | |
| 1,1,2-Trichloroethane | ND | ug/L | 0.50 | 0.32 | 1 | | 01/06/22 16:41 | 79-00-5 | |
| Trichloroethene | ND | ug/L | 0.50 | 0.38 | 1 | | 01/06/22 16:41 | 79-01-6 | |
| Trichlorofluoromethane | ND | ug/L | 1.0 | 0.30 | 1 | | 01/06/22 16:41 | 75-69-4 | |
| 1,2,3-Trichloropropane | ND | ug/L | 0.50 | 0.26 | 1 | | 01/06/22 16:41 | 96-18-4 | |
| 1,2,4-Trimethylbenzene | ND | ug/L | 0.50 | 0.50 | 1 | | 01/06/22 16:41 | 95-63-6 | |
| 1,3,5-Trimethylbenzene | ND | ug/L | 0.50 | 0.33 | 1 | | 01/06/22 16:41 | 108-67-8 | |
| Vinyl chloride | ND | ug/L | 1.0 | 0.39 | 1 | | 01/06/22 16:41 | 75-01-4 | |
| m&p-Xylene | ND | ug/L | 1.0 | 0.71 | 1 | | 01/06/22 16:41 | 179601-23-1 | |
| o-Xylene | ND | ug/L | 0.50 | 0.34 | 1 | | 01/06/22 16:41 | 95-47-6 | |
| ***Surrogates*** | | | | | | | | | |
| 1,2-Dichloroethane-d4 (S) | 89 | % | 70-130 | | 1 | | 01/06/22 16:41 | 17060-07-0 | |
| 4-Bromofluorobenzene (S) | 95 | % | 70-130 | | 1 | | 01/06/22 16:41 | 460-00-4 | |
| Toluene-d8 (S) | 102 | % | 70-130 | | 1 | | 01/06/22 16:41 | 2037-26-5 | |

## REPORT OF LABORATORY ANALYSIS

This report shall not be reproduced, except in full,
without the written consent of Pace Analytical Services, LLC.

Pace Analytical Services, LLC
9800 Kincey Ave. Suite 100
Huntersville, NC 28078
(704)875-9092

## ANALYTICAL RESULTS

Project: CPC HUNTERSVILLE
Pace Project No.: 92583209

**Sample: MW-25** **Lab ID: 92583209018** Collected: 01/05/22 16:20 Received: 01/05/22 17:30 Matrix: Water

| Parameters | Results | Units | Report Limit | MDL | DF | Prepared | Analyzed | CAS No. | Qual |
|---|---|---|---|---|---|---|---|---|---|
| **VPH NC Water** | Analytical Method: MADEP VPH<br>Pace Analytical Services - Charlotte | | | | | | | | |
| Total VPH (C5-C12) | **14300** | ug/L | 125 | 125 | 2.5 | | 01/08/22 10:49 | | N2 |
| Aliphatic (C05-C08) | **11600** | ug/L | 125 | 125 | 2.5 | | 01/08/22 10:49 | | N2 |
| Aliphatic(C09-C12) Adjusted | **2360** | ug/L | 125 | 125 | 2.5 | | 01/08/22 10:49 | | N2 |
| Aromatic (C09-C10) | **284** | ug/L | 125 | 125 | 2.5 | | 01/08/22 10:49 | | N2 |
| ***Surrogates*** | | | | | | | | | |
| 4-Bromofluorobenzene (FID) (S) | 95 | % | 70-130 | | 2.5 | | 01/08/22 10:49 | 460-00-4 | |
| 4-Bromofluorobenzene (PID) (S) | 78 | % | 70-130 | | 2.5 | | 01/08/22 10:49 | 460-00-4 | |
| **6020 MET ICPMS** | Analytical Method: EPA 6020B Preparation Method: EPA 3010A<br>Pace Analytical Services - Asheville | | | | | | | | |
| Lead | **9.5** | ug/L | 5.0 | 0.077 | 1 | 01/07/22 09:27 | 01/07/22 21:08 | 7439-92-1 | |
| **6200B MSV** | Analytical Method: SM 6200B<br>Pace Analytical Services - Charlotte | | | | | | | | |
| Benzene | **814** | ug/L | 5.0 | 3.4 | 10 | | 01/11/22 12:58 | 71-43-2 | |
| Bromobenzene | ND | ug/L | 5.0 | 2.9 | 10 | | 01/11/22 12:58 | 108-86-1 | |
| Bromochloromethane | ND | ug/L | 5.0 | 4.7 | 10 | | 01/11/22 12:58 | 74-97-5 | |
| Bromodichloromethane | ND | ug/L | 5.0 | 3.1 | 10 | | 01/11/22 12:58 | 75-27-4 | |
| Bromoform | ND | ug/L | 5.0 | 3.4 | 10 | | 01/11/22 12:58 | 75-25-2 | |
| Bromomethane | ND | ug/L | 50.0 | 16.6 | 10 | | 01/11/22 12:58 | 74-83-9 | |
| n-Butylbenzene | ND | ug/L | 5.0 | 4.9 | 10 | | 01/11/22 12:58 | 104-51-8 | |
| sec-Butylbenzene | ND | ug/L | 5.0 | 4.0 | 10 | | 01/11/22 12:58 | 135-98-8 | |
| tert-Butylbenzene | ND | ug/L | 5.0 | 3.2 | 10 | | 01/11/22 12:58 | 98-06-6 | |
| Carbon tetrachloride | ND | ug/L | 5.0 | 3.3 | 10 | | 01/11/22 12:58 | 56-23-5 | |
| Chlorobenzene | ND | ug/L | 5.0 | 2.8 | 10 | | 01/11/22 12:58 | 108-90-7 | |
| Chloroethane | ND | ug/L | 10.0 | 6.5 | 10 | | 01/11/22 12:58 | 75-00-3 | |
| Chloroform | ND | ug/L | 5.0 | 3.5 | 10 | | 01/11/22 12:58 | 67-66-3 | |
| Chloromethane | ND | ug/L | 10.0 | 5.4 | 10 | | 01/11/22 12:58 | 74-87-3 | |
| 2-Chlorotoluene | ND | ug/L | 5.0 | 3.2 | 10 | | 01/11/22 12:58 | 95-49-8 | |
| 4-Chlorotoluene | ND | ug/L | 5.0 | 3.2 | 10 | | 01/11/22 12:58 | 106-43-4 | |
| 1,2-Dibromo-3-chloropropane | ND | ug/L | 10.0 | 3.4 | 10 | | 01/11/22 12:58 | 96-12-8 | |
| Dibromochloromethane | ND | ug/L | 5.0 | 3.6 | 10 | | 01/11/22 12:58 | 124-48-1 | |
| 1,2-Dibromoethane (EDB) | ND | ug/L | 5.0 | 2.7 | 10 | | 01/11/22 12:58 | 106-93-4 | |
| Dibromomethane | ND | ug/L | 5.0 | 3.9 | 10 | | 01/11/22 12:58 | 74-95-3 | |
| 1,2-Dichlorobenzene | ND | ug/L | 5.0 | 3.4 | 10 | | 01/11/22 12:58 | 95-50-1 | |
| 1,3-Dichlorobenzene | ND | ug/L | 5.0 | 3.4 | 10 | | 01/11/22 12:58 | 541-73-1 | |
| 1,4-Dichlorobenzene | ND | ug/L | 5.0 | 3.3 | 10 | | 01/11/22 12:58 | 106-46-7 | |
| Dichlorodifluoromethane | ND | ug/L | 5.0 | 3.5 | 10 | | 01/11/22 12:58 | 75-71-8 | |
| 1,1-Dichloroethane | ND | ug/L | 5.0 | 3.7 | 10 | | 01/11/22 12:58 | 75-34-3 | |
| 1,2-Dichloroethane | ND | ug/L | 5.0 | 3.2 | 10 | | 01/11/22 12:58 | 107-06-2 | |
| 1,1-Dichloroethene | ND | ug/L | 5.0 | 3.5 | 10 | | 01/11/22 12:58 | 75-35-4 | |
| cis-1,2-Dichloroethene | ND | ug/L | 5.0 | 3.8 | 10 | | 01/11/22 12:58 | 156-59-2 | |
| trans-1,2-Dichloroethene | ND | ug/L | 5.0 | 4.0 | 10 | | 01/11/22 12:58 | 156-60-5 | |
| 1,2-Dichloropropane | ND | ug/L | 5.0 | 3.6 | 10 | | 01/11/22 12:58 | 78-87-5 | |
| 1,3-Dichloropropane | ND | ug/L | 5.0 | 2.8 | 10 | | 01/11/22 12:58 | 142-28-9 | |

## REPORT OF LABORATORY ANALYSIS

This report shall not be reproduced, except in full,
without the written consent of Pace Analytical Services, LLC.

**Pace Analytical Services, LLC**
9800 Kincey Ave. Suite 100
Huntersville, NC 28078
(704)875-9092

## ANALYTICAL RESULTS

Project: CPC HUNTERSVILLE
Pace Project No.: 92583209

**Sample: MW-25** **Lab ID: 92583209018** Collected: 01/05/22 16:20 Received: 01/05/22 17:30 Matrix: Water

| Parameters | Results | Units | Report Limit | MDL | DF | Prepared | Analyzed | CAS No. | Qual |
|---|---|---|---|---|---|---|---|---|---|
| **6200B MSV** | Analytical Method: SM 6200B<br>Pace Analytical Services - Charlotte | | | | | | | | |
| 2,2-Dichloropropane | ND | ug/L | 5.0 | 3.9 | 10 | | 01/11/22 12:58 | 594-20-7 | |
| 1,1-Dichloropropene | ND | ug/L | 5.0 | 4.3 | 10 | | 01/11/22 12:58 | 563-58-6 | |
| cis-1,3-Dichloropropene | ND | ug/L | 5.0 | 3.6 | 10 | | 01/11/22 12:58 | 10061-01-5 | |
| trans-1,3-Dichloropropene | ND | ug/L | 5.0 | 3.6 | 10 | | 01/11/22 12:58 | 10061-02-6 | |
| Diisopropyl ether | **67.3** | ug/L | 5.0 | 3.1 | 10 | | 01/11/22 12:58 | 108-20-3 | |
| Ethylbenzene | **21.1** | ug/L | 5.0 | 3.0 | 10 | | 01/11/22 12:58 | 100-41-4 | |
| Hexachloro-1,3-butadiene | ND | ug/L | 20.0 | 15.3 | 10 | | 01/11/22 12:58 | 87-68-3 | |
| Isopropylbenzene (Cumene) | **4.4J** | ug/L | 5.0 | 3.3 | 10 | | 01/11/22 12:58 | 98-82-8 | |
| Methylene Chloride | ND | ug/L | 20.0 | 19.5 | 10 | | 01/11/22 12:58 | 75-09-2 | |
| Methyl-tert-butyl ether | ND | ug/L | 5.0 | 4.2 | 10 | | 01/11/22 12:58 | 1634-04-4 | |
| Naphthalene | **25.9** | ug/L | 20.0 | 6.4 | 10 | | 01/11/22 12:58 | 91-20-3 | |
| n-Propylbenzene | **7.2** | ug/L | 5.0 | 3.4 | 10 | | 01/11/22 12:58 | 103-65-1 | |
| Styrene | ND | ug/L | 5.0 | 2.9 | 10 | | 01/11/22 12:58 | 100-42-5 | |
| 1,1,1,2-Tetrachloroethane | ND | ug/L | 5.0 | 3.1 | 10 | | 01/11/22 12:58 | 630-20-6 | |
| 1,1,2,2-Tetrachloroethane | ND | ug/L | 5.0 | 2.2 | 10 | | 01/11/22 12:58 | 79-34-5 | |
| Tetrachloroethene | ND | ug/L | 5.0 | 2.9 | 10 | | 01/11/22 12:58 | 127-18-4 | |
| Toluene | **911** | ug/L | 5.0 | 4.8 | 10 | | 01/11/22 12:58 | 108-88-3 | |
| 1,2,3-Trichlorobenzene | ND | ug/L | 20.0 | 8.1 | 10 | | 01/11/22 12:58 | 87-61-6 | |
| 1,2,4-Trichlorobenzene | ND | ug/L | 20.0 | 6.4 | 10 | | 01/11/22 12:58 | 120-82-1 | |
| 1,1,1-Trichloroethane | ND | ug/L | 5.0 | 3.3 | 10 | | 01/11/22 12:58 | 71-55-6 | |
| 1,1,2-Trichloroethane | ND | ug/L | 5.0 | 3.2 | 10 | | 01/11/22 12:58 | 79-00-5 | |
| Trichloroethene | ND | ug/L | 5.0 | 3.8 | 10 | | 01/11/22 12:58 | 79-01-6 | |
| Trichlorofluoromethane | ND | ug/L | 10.0 | 3.0 | 10 | | 01/11/22 12:58 | 75-69-4 | |
| 1,2,3-Trichloropropane | ND | ug/L | 5.0 | 2.6 | 10 | | 01/11/22 12:58 | 96-18-4 | |
| 1,2,4-Trimethylbenzene | **87.2** | ug/L | 5.0 | 5.0 | 10 | | 01/11/22 12:58 | 95-63-6 | |
| 1,3,5-Trimethylbenzene | **26.3** | ug/L | 5.0 | 3.3 | 10 | | 01/11/22 12:58 | 108-67-8 | |
| Vinyl chloride | ND | ug/L | 10.0 | 3.9 | 10 | | 01/11/22 12:58 | 75-01-4 | |
| m&p-Xylene | **661** | ug/L | 10.0 | 7.1 | 10 | | 01/11/22 12:58 | 179601-23-1 | |
| o-Xylene | **406** | ug/L | 5.0 | 3.4 | 10 | | 01/11/22 12:58 | 95-47-6 | |
| ***Surrogates*** | | | | | | | | | |
| 1,2-Dichloroethane-d4 (S) | 90 | % | 70-130 | | 10 | | 01/11/22 12:58 | 17060-07-0 | |
| 4-Bromofluorobenzene (S) | 97 | % | 70-130 | | 10 | | 01/11/22 12:58 | 460-00-4 | |
| Toluene-d8 (S) | 97 | % | 70-130 | | 10 | | 01/11/22 12:58 | 2037-26-5 | |

## REPORT OF LABORATORY ANALYSIS

This report shall not be reproduced, except in full,
without the written consent of Pace Analytical Services, LLC.

Pace Analytical Services, LLC
9800 Kincey Ave. Suite 100
Huntersville, NC 28078
(704)875-9092

## ANALYTICAL RESULTS

Project: CPC HUNTERSVILLE
Pace Project No.: 92583209

**Sample: MW-43** **Lab ID: 92583209019** Collected: 01/05/22 16:00 Received: 01/05/22 17:30 Matrix: Water

| Parameters | Results | Units | Report Limit | MDL | DF | Prepared | Analyzed | CAS No. | Qual |
|---|---|---|---|---|---|---|---|---|---|
| **VPH NC Water** | Analytical Method: MADEP VPH<br>Pace Analytical Services - Charlotte | | | | | | | | |
| Total VPH (C5-C12) | ND | ug/L | 50.0 | 50.0 | 1 | | 01/08/22 04:43 | | N2 |
| Aliphatic (C05-C08) | ND | ug/L | 50.0 | 50.0 | 1 | | 01/08/22 04:43 | | N2 |
| Aliphatic(C09-C12) Adjusted | ND | ug/L | 50.0 | 50.0 | 1 | | 01/08/22 04:43 | | N2 |
| Aromatic (C09-C10) | ND | ug/L | 50.0 | 50.0 | 1 | | 01/08/22 04:43 | | N2 |
| ***Surrogates*** | | | | | | | | | |
| 4-Bromofluorobenzene (FID) (S) | 95 | % | 70-130 | | 1 | | 01/08/22 04:43 | 460-00-4 | |
| 4-Bromofluorobenzene (PID) (S) | 78 | % | 70-130 | | 1 | | 01/08/22 04:43 | 460-00-4 | |
| **6020 MET ICPMS** | Analytical Method: EPA 6020B Preparation Method: EPA 3010A<br>Pace Analytical Services - Asheville | | | | | | | | |
| Lead | ND | ug/L | 5.0 | 0.077 | 1 | 01/07/22 09:27 | 01/07/22 22:02 | 7439-92-1 | |
| **6200B MSV** | Analytical Method: SM 6200B<br>Pace Analytical Services - Charlotte | | | | | | | | |
| Benzene | ND | ug/L | 0.50 | 0.34 | 1 | | 01/06/22 21:29 | 71-43-2 | |
| Bromobenzene | ND | ug/L | 0.50 | 0.29 | 1 | | 01/06/22 21:29 | 108-86-1 | |
| Bromochloromethane | ND | ug/L | 0.50 | 0.47 | 1 | | 01/06/22 21:29 | 74-97-5 | |
| Bromodichloromethane | ND | ug/L | 0.50 | 0.31 | 1 | | 01/06/22 21:29 | 75-27-4 | |
| Bromoform | ND | ug/L | 0.50 | 0.34 | 1 | | 01/06/22 21:29 | 75-25-2 | |
| Bromomethane | ND | ug/L | 5.0 | 1.7 | 1 | | 01/06/22 21:29 | 74-83-9 | |
| n-Butylbenzene | ND | ug/L | 0.50 | 0.49 | 1 | | 01/06/22 21:29 | 104-51-8 | |
| sec-Butylbenzene | ND | ug/L | 0.50 | 0.40 | 1 | | 01/06/22 21:29 | 135-98-8 | |
| tert-Butylbenzene | ND | ug/L | 0.50 | 0.32 | 1 | | 01/06/22 21:29 | 98-06-6 | |
| Carbon tetrachloride | ND | ug/L | 0.50 | 0.33 | 1 | | 01/06/22 21:29 | 56-23-5 | |
| Chlorobenzene | ND | ug/L | 0.50 | 0.28 | 1 | | 01/06/22 21:29 | 108-90-7 | |
| Chloroethane | ND | ug/L | 1.0 | 0.65 | 1 | | 01/06/22 21:29 | 75-00-3 | |
| Chloroform | ND | ug/L | 0.50 | 0.35 | 1 | | 01/06/22 21:29 | 67-66-3 | |
| Chloromethane | ND | ug/L | 1.0 | 0.54 | 1 | | 01/06/22 21:29 | 74-87-3 | |
| 2-Chlorotoluene | ND | ug/L | 0.50 | 0.32 | 1 | | 01/06/22 21:29 | 95-49-8 | |
| 4-Chlorotoluene | ND | ug/L | 0.50 | 0.32 | 1 | | 01/06/22 21:29 | 106-43-4 | |
| 1,2-Dibromo-3-chloropropane | ND | ug/L | 1.0 | 0.34 | 1 | | 01/06/22 21:29 | 96-12-8 | |
| Dibromochloromethane | ND | ug/L | 0.50 | 0.36 | 1 | | 01/06/22 21:29 | 124-48-1 | |
| 1,2-Dibromoethane (EDB) | ND | ug/L | 0.50 | 0.27 | 1 | | 01/06/22 21:29 | 106-93-4 | |
| Dibromomethane | ND | ug/L | 0.50 | 0.39 | 1 | | 01/06/22 21:29 | 74-95-3 | |
| 1,2-Dichlorobenzene | ND | ug/L | 0.50 | 0.34 | 1 | | 01/06/22 21:29 | 95-50-1 | |
| 1,3-Dichlorobenzene | ND | ug/L | 0.50 | 0.34 | 1 | | 01/06/22 21:29 | 541-73-1 | |
| 1,4-Dichlorobenzene | ND | ug/L | 0.50 | 0.33 | 1 | | 01/06/22 21:29 | 106-46-7 | |
| Dichlorodifluoromethane | ND | ug/L | 0.50 | 0.35 | 1 | | 01/06/22 21:29 | 75-71-8 | |
| 1,1-Dichloroethane | ND | ug/L | 0.50 | 0.37 | 1 | | 01/06/22 21:29 | 75-34-3 | |
| 1,2-Dichloroethane | ND | ug/L | 0.50 | 0.32 | 1 | | 01/06/22 21:29 | 107-06-2 | |
| 1,1-Dichloroethene | ND | ug/L | 0.50 | 0.35 | 1 | | 01/06/22 21:29 | 75-35-4 | |
| cis-1,2-Dichloroethene | ND | ug/L | 0.50 | 0.38 | 1 | | 01/06/22 21:29 | 156-59-2 | |
| trans-1,2-Dichloroethene | ND | ug/L | 0.50 | 0.40 | 1 | | 01/06/22 21:29 | 156-60-5 | |
| 1,2-Dichloropropane | ND | ug/L | 0.50 | 0.36 | 1 | | 01/06/22 21:29 | 78-87-5 | |
| 1,3-Dichloropropane | ND | ug/L | 0.50 | 0.28 | 1 | | 01/06/22 21:29 | 142-28-9 | |

## REPORT OF LABORATORY ANALYSIS

This report shall not be reproduced, except in full,
without the written consent of Pace Analytical Services, LLC.

Pace Analytical Services, LLC
9800 Kincey Ave. Suite 100
Huntersville, NC 28078
(704)875-9092

## ANALYTICAL RESULTS

Project: CPC HUNTERSVILLE
Pace Project No.: 92583209

**Sample: MW-43** **Lab ID: 92583209019** Collected: 01/05/22 16:00 Received: 01/05/22 17:30 Matrix: Water

| Parameters | Results | Units | Report Limit | MDL | DF | Prepared | Analyzed | CAS No. | Qual |
|---|---|---|---|---|---|---|---|---|---|
| **6200B MSV** | Analytical Method: SM 6200B<br>Pace Analytical Services - Charlotte | | | | | | | | |
| 2,2-Dichloropropane | ND | ug/L | 0.50 | 0.39 | 1 | | 01/06/22 21:29 | 594-20-7 | |
| 1,1-Dichloropropene | ND | ug/L | 0.50 | 0.43 | 1 | | 01/06/22 21:29 | 563-58-6 | |
| cis-1,3-Dichloropropene | ND | ug/L | 0.50 | 0.36 | 1 | | 01/06/22 21:29 | 10061-01-5 | |
| trans-1,3-Dichloropropene | ND | ug/L | 0.50 | 0.36 | 1 | | 01/06/22 21:29 | 10061-02-6 | |
| Diisopropyl ether | ND | ug/L | 0.50 | 0.31 | 1 | | 01/06/22 21:29 | 108-20-3 | |
| Ethylbenzene | ND | ug/L | 0.50 | 0.30 | 1 | | 01/06/22 21:29 | 100-41-4 | |
| Hexachloro-1,3-butadiene | ND | ug/L | 2.0 | 1.5 | 1 | | 01/06/22 21:29 | 87-68-3 | |
| Isopropylbenzene (Cumene) | ND | ug/L | 0.50 | 0.33 | 1 | | 01/06/22 21:29 | 98-82-8 | |
| Methylene Chloride | ND | ug/L | 2.0 | 2.0 | 1 | | 01/06/22 21:29 | 75-09-2 | |
| Methyl-tert-butyl ether | ND | ug/L | 0.50 | 0.42 | 1 | | 01/06/22 21:29 | 1634-04-4 | |
| Naphthalene | ND | ug/L | 2.0 | 0.64 | 1 | | 01/06/22 21:29 | 91-20-3 | |
| n-Propylbenzene | ND | ug/L | 0.50 | 0.34 | 1 | | 01/06/22 21:29 | 103-65-1 | |
| Styrene | ND | ug/L | 0.50 | 0.29 | 1 | | 01/06/22 21:29 | 100-42-5 | |
| 1,1,1,2-Tetrachloroethane | ND | ug/L | 0.50 | 0.31 | 1 | | 01/06/22 21:29 | 630-20-6 | |
| 1,1,2,2-Tetrachloroethane | ND | ug/L | 0.50 | 0.22 | 1 | | 01/06/22 21:29 | 79-34-5 | |
| Tetrachloroethene | ND | ug/L | 0.50 | 0.29 | 1 | | 01/06/22 21:29 | 127-18-4 | |
| Toluene | ND | ug/L | 0.50 | 0.48 | 1 | | 01/06/22 21:29 | 108-88-3 | |
| 1,2,3-Trichlorobenzene | ND | ug/L | 2.0 | 0.81 | 1 | | 01/06/22 21:29 | 87-61-6 | |
| 1,2,4-Trichlorobenzene | ND | ug/L | 2.0 | 0.64 | 1 | | 01/06/22 21:29 | 120-82-1 | |
| 1,1,1-Trichloroethane | ND | ug/L | 0.50 | 0.33 | 1 | | 01/06/22 21:29 | 71-55-6 | |
| 1,1,2-Trichloroethane | ND | ug/L | 0.50 | 0.32 | 1 | | 01/06/22 21:29 | 79-00-5 | |
| Trichloroethene | ND | ug/L | 0.50 | 0.38 | 1 | | 01/06/22 21:29 | 79-01-6 | |
| Trichlorofluoromethane | ND | ug/L | 1.0 | 0.30 | 1 | | 01/06/22 21:29 | 75-69-4 | |
| 1,2,3-Trichloropropane | ND | ug/L | 0.50 | 0.26 | 1 | | 01/06/22 21:29 | 96-18-4 | |
| 1,2,4-Trimethylbenzene | ND | ug/L | 0.50 | 0.50 | 1 | | 01/06/22 21:29 | 95-63-6 | |
| 1,3,5-Trimethylbenzene | ND | ug/L | 0.50 | 0.33 | 1 | | 01/06/22 21:29 | 108-67-8 | |
| Vinyl chloride | ND | ug/L | 1.0 | 0.39 | 1 | | 01/06/22 21:29 | 75-01-4 | |
| m&p-Xylene | ND | ug/L | 1.0 | 0.71 | 1 | | 01/06/22 21:29 | 179601-23-1 | |
| o-Xylene | ND | ug/L | 0.50 | 0.34 | 1 | | 01/06/22 21:29 | 95-47-6 | |
| ***Surrogates*** | | | | | | | | | |
| 1,2-Dichloroethane-d4 (S) | 87 | % | 70-130 | | 1 | | 01/06/22 21:29 | 17060-07-0 | |
| 4-Bromofluorobenzene (S) | 97 | % | 70-130 | | 1 | | 01/06/22 21:29 | 460-00-4 | |
| Toluene-d8 (S) | 101 | % | 70-130 | | 1 | | 01/06/22 21:29 | 2037-26-5 | |

## REPORT OF LABORATORY ANALYSIS

This report shall not be reproduced, except in full,
without the written consent of Pace Analytical Services, LLC.

**Pace Analytical Services, LLC**
9800 Kincey Ave. Suite 100
Huntersville, NC 28078
(704)875-9092

## ANALYTICAL RESULTS

Project: CPC HUNTERSVILLE
Pace Project No.: 92583209

**Sample: FB-2-20220105** **Lab ID: 92583209020** Collected: 01/05/22 09:00 Received: 01/05/22 17:30 Matrix: Water

| Parameters | Results | Units | Report Limit | MDL | DF | Prepared | Analyzed | CAS No. | Qual |
|---|---|---|---|---|---|---|---|---|---|
| **VPH NC Water** | Analytical Method: MADEP VPH<br>Pace Analytical Services - Charlotte | | | | | | | | |
| Total VPH (C5-C12) | ND | ug/L | 50.0 | 50.0 | 1 | | 01/08/22 05:11 | | N2 |
| Aliphatic (C05-C08) | ND | ug/L | 50.0 | 50.0 | 1 | | 01/08/22 05:11 | | N2 |
| Aliphatic(C09-C12) Adjusted | ND | ug/L | 50.0 | 50.0 | 1 | | 01/08/22 05:11 | | N2 |
| Aromatic (C09-C10) | ND | ug/L | 50.0 | 50.0 | 1 | | 01/08/22 05:11 | | N2 |
| ***Surrogates*** | | | | | | | | | |
| 4-Bromofluorobenzene (FID) (S) | 94 | % | 70-130 | | 1 | | 01/08/22 05:11 | 460-00-4 | |
| 4-Bromofluorobenzene (PID) (S) | 80 | % | 70-130 | | 1 | | 01/08/22 05:11 | 460-00-4 | |
| **6200B MSV** | Analytical Method: SM 6200B<br>Pace Analytical Services - Charlotte | | | | | | | | |
| Benzene | ND | ug/L | 0.50 | 0.34 | 1 | | 01/06/22 17:35 | 71-43-2 | |
| Bromobenzene | ND | ug/L | 0.50 | 0.29 | 1 | | 01/06/22 17:35 | 108-86-1 | |
| Bromochloromethane | ND | ug/L | 0.50 | 0.47 | 1 | | 01/06/22 17:35 | 74-97-5 | |
| Bromodichloromethane | ND | ug/L | 0.50 | 0.31 | 1 | | 01/06/22 17:35 | 75-27-4 | |
| Bromoform | ND | ug/L | 0.50 | 0.34 | 1 | | 01/06/22 17:35 | 75-25-2 | |
| Bromomethane | ND | ug/L | 5.0 | 1.7 | 1 | | 01/06/22 17:35 | 74-83-9 | |
| n-Butylbenzene | ND | ug/L | 0.50 | 0.49 | 1 | | 01/06/22 17:35 | 104-51-8 | |
| sec-Butylbenzene | ND | ug/L | 0.50 | 0.40 | 1 | | 01/06/22 17:35 | 135-98-8 | |
| tert-Butylbenzene | ND | ug/L | 0.50 | 0.32 | 1 | | 01/06/22 17:35 | 98-06-6 | |
| Carbon tetrachloride | ND | ug/L | 0.50 | 0.33 | 1 | | 01/06/22 17:35 | 56-23-5 | |
| Chlorobenzene | ND | ug/L | 0.50 | 0.28 | 1 | | 01/06/22 17:35 | 108-90-7 | |
| Chloroethane | ND | ug/L | 1.0 | 0.65 | 1 | | 01/06/22 17:35 | 75-00-3 | |
| Chloroform | ND | ug/L | 0.50 | 0.35 | 1 | | 01/06/22 17:35 | 67-66-3 | |
| Chloromethane | ND | ug/L | 1.0 | 0.54 | 1 | | 01/06/22 17:35 | 74-87-3 | |
| 2-Chlorotoluene | ND | ug/L | 0.50 | 0.32 | 1 | | 01/06/22 17:35 | 95-49-8 | |
| 4-Chlorotoluene | ND | ug/L | 0.50 | 0.32 | 1 | | 01/06/22 17:35 | 106-43-4 | |
| 1,2-Dibromo-3-chloropropane | ND | ug/L | 1.0 | 0.34 | 1 | | 01/06/22 17:35 | 96-12-8 | |
| Dibromochloromethane | ND | ug/L | 0.50 | 0.36 | 1 | | 01/06/22 17:35 | 124-48-1 | |
| 1,2-Dibromoethane (EDB) | ND | ug/L | 0.50 | 0.27 | 1 | | 01/06/22 17:35 | 106-93-4 | |
| Dibromomethane | ND | ug/L | 0.50 | 0.39 | 1 | | 01/06/22 17:35 | 74-95-3 | |
| 1,2-Dichlorobenzene | ND | ug/L | 0.50 | 0.34 | 1 | | 01/06/22 17:35 | 95-50-1 | |
| 1,3-Dichlorobenzene | ND | ug/L | 0.50 | 0.34 | 1 | | 01/06/22 17:35 | 541-73-1 | |
| 1,4-Dichlorobenzene | ND | ug/L | 0.50 | 0.33 | 1 | | 01/06/22 17:35 | 106-46-7 | |
| Dichlorodifluoromethane | ND | ug/L | 0.50 | 0.35 | 1 | | 01/06/22 17:35 | 75-71-8 | |
| 1,1-Dichloroethane | ND | ug/L | 0.50 | 0.37 | 1 | | 01/06/22 17:35 | 75-34-3 | |
| 1,2-Dichloroethane | ND | ug/L | 0.50 | 0.32 | 1 | | 01/06/22 17:35 | 107-06-2 | |
| 1,1-Dichloroethene | ND | ug/L | 0.50 | 0.35 | 1 | | 01/06/22 17:35 | 75-35-4 | |
| cis-1,2-Dichloroethene | ND | ug/L | 0.50 | 0.38 | 1 | | 01/06/22 17:35 | 156-59-2 | |
| trans-1,2-Dichloroethene | ND | ug/L | 0.50 | 0.40 | 1 | | 01/06/22 17:35 | 156-60-5 | |
| 1,2-Dichloropropane | ND | ug/L | 0.50 | 0.36 | 1 | | 01/06/22 17:35 | 78-87-5 | |
| 1,3-Dichloropropane | ND | ug/L | 0.50 | 0.28 | 1 | | 01/06/22 17:35 | 142-28-9 | |
| 2,2-Dichloropropane | ND | ug/L | 0.50 | 0.39 | 1 | | 01/06/22 17:35 | 594-20-7 | |
| 1,1-Dichloropropene | ND | ug/L | 0.50 | 0.43 | 1 | | 01/06/22 17:35 | 563-58-6 | |
| cis-1,3-Dichloropropene | ND | ug/L | 0.50 | 0.36 | 1 | | 01/06/22 17:35 | 10061-01-5 | |
| trans-1,3-Dichloropropene | ND | ug/L | 0.50 | 0.36 | 1 | | 01/06/22 17:35 | 10061-02-6 | |

## REPORT OF LABORATORY ANALYSIS

This report shall not be reproduced, except in full,
without the written consent of Pace Analytical Services, LLC.

**Pace Analytical Services, LLC**
9800 Kincey Ave. Suite 100
Huntersville, NC 28078
(704)875-9092

## ANALYTICAL RESULTS

Project: CPC HUNTERSVILLE
Pace Project No.: 92583209

**Sample: FB-2-20220105** **Lab ID: 92583209020** Collected: 01/05/22 09:00 Received: 01/05/22 17:30 Matrix: Water

| Parameters | Results | Units | Report Limit | MDL | DF | Prepared | Analyzed | CAS No. | Qual |
|---|---|---|---|---|---|---|---|---|---|
| **6200B MSV** | Analytical Method: SM 6200B<br>Pace Analytical Services - Charlotte | | | | | | | | |
| Diisopropyl ether | ND | ug/L | 0.50 | 0.31 | 1 | | 01/06/22 17:35 | 108-20-3 | |
| Ethylbenzene | ND | ug/L | 0.50 | 0.30 | 1 | | 01/06/22 17:35 | 100-41-4 | |
| Hexachloro-1,3-butadiene | ND | ug/L | 2.0 | 1.5 | 1 | | 01/06/22 17:35 | 87-68-3 | |
| Isopropylbenzene (Cumene) | ND | ug/L | 0.50 | 0.33 | 1 | | 01/06/22 17:35 | 98-82-8 | |
| Methylene Chloride | ND | ug/L | 2.0 | 2.0 | 1 | | 01/06/22 17:35 | 75-09-2 | |
| Methyl-tert-butyl ether | ND | ug/L | 0.50 | 0.42 | 1 | | 01/06/22 17:35 | 1634-04-4 | |
| Naphthalene | ND | ug/L | 2.0 | 0.64 | 1 | | 01/06/22 17:35 | 91-20-3 | |
| n-Propylbenzene | ND | ug/L | 0.50 | 0.34 | 1 | | 01/06/22 17:35 | 103-65-1 | |
| Styrene | ND | ug/L | 0.50 | 0.29 | 1 | | 01/06/22 17:35 | 100-42-5 | |
| 1,1,1,2-Tetrachloroethane | ND | ug/L | 0.50 | 0.31 | 1 | | 01/06/22 17:35 | 630-20-6 | |
| 1,1,2,2-Tetrachloroethane | ND | ug/L | 0.50 | 0.22 | 1 | | 01/06/22 17:35 | 79-34-5 | |
| Tetrachloroethene | ND | ug/L | 0.50 | 0.29 | 1 | | 01/06/22 17:35 | 127-18-4 | |
| Toluene | ND | ug/L | 0.50 | 0.48 | 1 | | 01/06/22 17:35 | 108-88-3 | |
| 1,2,3-Trichlorobenzene | ND | ug/L | 2.0 | 0.81 | 1 | | 01/06/22 17:35 | 87-61-6 | |
| 1,2,4-Trichlorobenzene | ND | ug/L | 2.0 | 0.64 | 1 | | 01/06/22 17:35 | 120-82-1 | |
| 1,1,1-Trichloroethane | ND | ug/L | 0.50 | 0.33 | 1 | | 01/06/22 17:35 | 71-55-6 | |
| 1,1,2-Trichloroethane | ND | ug/L | 0.50 | 0.32 | 1 | | 01/06/22 17:35 | 79-00-5 | |
| Trichloroethene | ND | ug/L | 0.50 | 0.38 | 1 | | 01/06/22 17:35 | 79-01-6 | |
| Trichlorofluoromethane | ND | ug/L | 1.0 | 0.30 | 1 | | 01/06/22 17:35 | 75-69-4 | |
| 1,2,3-Trichloropropane | ND | ug/L | 0.50 | 0.26 | 1 | | 01/06/22 17:35 | 96-18-4 | |
| 1,2,4-Trimethylbenzene | ND | ug/L | 0.50 | 0.50 | 1 | | 01/06/22 17:35 | 95-63-6 | |
| 1,3,5-Trimethylbenzene | ND | ug/L | 0.50 | 0.33 | 1 | | 01/06/22 17:35 | 108-67-8 | |
| Vinyl chloride | ND | ug/L | 1.0 | 0.39 | 1 | | 01/06/22 17:35 | 75-01-4 | |
| m&p-Xylene | ND | ug/L | 1.0 | 0.71 | 1 | | 01/06/22 17:35 | 179601-23-1 | |
| o-Xylene | ND | ug/L | 0.50 | 0.34 | 1 | | 01/06/22 17:35 | 95-47-6 | |
| ***Surrogates*** | | | | | | | | | |
| 1,2-Dichloroethane-d4 (S) | 91 | % | 70-130 | | 1 | | 01/06/22 17:35 | 17060-07-0 | |
| 4-Bromofluorobenzene (S) | 95 | % | 70-130 | | 1 | | 01/06/22 17:35 | 460-00-4 | |
| Toluene-d8 (S) | 99 | % | 70-130 | | 1 | | 01/06/22 17:35 | 2037-26-5 | |

## REPORT OF LABORATORY ANALYSIS

This report shall not be reproduced, except in full,
without the written consent of Pace Analytical Services, LLC.

Pace Analytical Services, LLC
9800 Kincey Ave. Suite 100
Huntersville, NC 28078
(704)875-9092

## ANALYTICAL RESULTS

Project: CPC HUNTERSVILLE
Pace Project No.: 92583209

**Sample: TRIP BLANK** **Lab ID: 92583209021** Collected: 01/05/22 00:00 Received: 01/05/22 17:30 Matrix: Water

| Parameters | Results | Units | Report Limit | MDL | DF | Prepared | Analyzed | CAS No. | Qual |
|---|---|---|---|---|---|---|---|---|---|
| **6200B MSV** | Analytical Method: SM 6200B<br>Pace Analytical Services - Charlotte | | | | | | | | |
| Benzene | ND | ug/L | 0.50 | 0.34 | 1 | | 01/07/22 13:25 | 71-43-2 | |
| Bromobenzene | ND | ug/L | 0.50 | 0.29 | 1 | | 01/07/22 13:25 | 108-86-1 | |
| Bromochloromethane | ND | ug/L | 0.50 | 0.47 | 1 | | 01/07/22 13:25 | 74-97-5 | |
| Bromodichloromethane | ND | ug/L | 0.50 | 0.31 | 1 | | 01/07/22 13:25 | 75-27-4 | |
| Bromoform | ND | ug/L | 0.50 | 0.34 | 1 | | 01/07/22 13:25 | 75-25-2 | |
| Bromomethane | ND | ug/L | 5.0 | 1.7 | 1 | | 01/07/22 13:25 | 74-83-9 | |
| n-Butylbenzene | ND | ug/L | 0.50 | 0.49 | 1 | | 01/07/22 13:25 | 104-51-8 | |
| sec-Butylbenzene | ND | ug/L | 0.50 | 0.40 | 1 | | 01/07/22 13:25 | 135-98-8 | |
| tert-Butylbenzene | ND | ug/L | 0.50 | 0.32 | 1 | | 01/07/22 13:25 | 98-06-6 | |
| Carbon tetrachloride | ND | ug/L | 0.50 | 0.33 | 1 | | 01/07/22 13:25 | 56-23-5 | |
| Chlorobenzene | ND | ug/L | 0.50 | 0.28 | 1 | | 01/07/22 13:25 | 108-90-7 | |
| Chloroethane | ND | ug/L | 1.0 | 0.65 | 1 | | 01/07/22 13:25 | 75-00-3 | |
| Chloroform | ND | ug/L | 0.50 | 0.35 | 1 | | 01/07/22 13:25 | 67-66-3 | |
| Chloromethane | ND | ug/L | 1.0 | 0.54 | 1 | | 01/07/22 13:25 | 74-87-3 | |
| 2-Chlorotoluene | ND | ug/L | 0.50 | 0.32 | 1 | | 01/07/22 13:25 | 95-49-8 | |
| 4-Chlorotoluene | ND | ug/L | 0.50 | 0.32 | 1 | | 01/07/22 13:25 | 106-43-4 | |
| 1,2-Dibromo-3-chloropropane | ND | ug/L | 1.0 | 0.34 | 1 | | 01/07/22 13:25 | 96-12-8 | |
| Dibromochloromethane | ND | ug/L | 0.50 | 0.36 | 1 | | 01/07/22 13:25 | 124-48-1 | |
| 1,2-Dibromoethane (EDB) | ND | ug/L | 0.50 | 0.27 | 1 | | 01/07/22 13:25 | 106-93-4 | |
| Dibromomethane | ND | ug/L | 0.50 | 0.39 | 1 | | 01/07/22 13:25 | 74-95-3 | |
| 1,2-Dichlorobenzene | ND | ug/L | 0.50 | 0.34 | 1 | | 01/07/22 13:25 | 95-50-1 | |
| 1,3-Dichlorobenzene | ND | ug/L | 0.50 | 0.34 | 1 | | 01/07/22 13:25 | 541-73-1 | |
| 1,4-Dichlorobenzene | ND | ug/L | 0.50 | 0.33 | 1 | | 01/07/22 13:25 | 106-46-7 | |
| Dichlorodifluoromethane | ND | ug/L | 0.50 | 0.35 | 1 | | 01/07/22 13:25 | 75-71-8 | |
| 1,1-Dichloroethane | ND | ug/L | 0.50 | 0.37 | 1 | | 01/07/22 13:25 | 75-34-3 | |
| 1,2-Dichloroethane | ND | ug/L | 0.50 | 0.32 | 1 | | 01/07/22 13:25 | 107-06-2 | |
| 1,1-Dichloroethene | ND | ug/L | 0.50 | 0.35 | 1 | | 01/07/22 13:25 | 75-35-4 | |
| cis-1,2-Dichloroethene | ND | ug/L | 0.50 | 0.38 | 1 | | 01/07/22 13:25 | 156-59-2 | |
| trans-1,2-Dichloroethene | ND | ug/L | 0.50 | 0.40 | 1 | | 01/07/22 13:25 | 156-60-5 | |
| 1,2-Dichloropropane | ND | ug/L | 0.50 | 0.36 | 1 | | 01/07/22 13:25 | 78-87-5 | |
| 1,3-Dichloropropane | ND | ug/L | 0.50 | 0.28 | 1 | | 01/07/22 13:25 | 142-28-9 | |
| 2,2-Dichloropropane | ND | ug/L | 0.50 | 0.39 | 1 | | 01/07/22 13:25 | 594-20-7 | |
| 1,1-Dichloropropene | ND | ug/L | 0.50 | 0.43 | 1 | | 01/07/22 13:25 | 563-58-6 | |
| cis-1,3-Dichloropropene | ND | ug/L | 0.50 | 0.36 | 1 | | 01/07/22 13:25 | 10061-01-5 | |
| trans-1,3-Dichloropropene | ND | ug/L | 0.50 | 0.36 | 1 | | 01/07/22 13:25 | 10061-02-6 | |
| Diisopropyl ether | ND | ug/L | 0.50 | 0.31 | 1 | | 01/07/22 13:25 | 108-20-3 | |
| Ethylbenzene | ND | ug/L | 0.50 | 0.30 | 1 | | 01/07/22 13:25 | 100-41-4 | |
| Hexachloro-1,3-butadiene | ND | ug/L | 2.0 | 1.5 | 1 | | 01/07/22 13:25 | 87-68-3 | |
| Isopropylbenzene (Cumene) | ND | ug/L | 0.50 | 0.33 | 1 | | 01/07/22 13:25 | 98-82-8 | |
| Methylene Chloride | ND | ug/L | 2.0 | 2.0 | 1 | | 01/07/22 13:25 | 75-09-2 | |
| Methyl-tert-butyl ether | ND | ug/L | 0.50 | 0.42 | 1 | | 01/07/22 13:25 | 1634-04-4 | |
| Naphthalene | ND | ug/L | 2.0 | 0.64 | 1 | | 01/07/22 13:25 | 91-20-3 | |
| n-Propylbenzene | ND | ug/L | 0.50 | 0.34 | 1 | | 01/07/22 13:25 | 103-65-1 | |
| Styrene | ND | ug/L | 0.50 | 0.29 | 1 | | 01/07/22 13:25 | 100-42-5 | |
| 1,1,1,2-Tetrachloroethane | ND | ug/L | 0.50 | 0.31 | 1 | | 01/07/22 13:25 | 630-20-6 | |

## REPORT OF LABORATORY ANALYSIS

This report shall not be reproduced, except in full,
without the written consent of Pace Analytical Services, LLC.

**Pace Analytical Services, LLC**
9800 Kincey Ave. Suite 100
Huntersville, NC 28078
(704)875-9092

## ANALYTICAL RESULTS

Project: CPC HUNTERSVILLE
Pace Project No.: 92583209

**Sample: TRIP BLANK** **Lab ID: 92583209021** Collected: 01/05/22 00:00 Received: 01/05/22 17:30 Matrix: Water

| Parameters | Results | Units | Report Limit | MDL | DF | Prepared | Analyzed | CAS No. | Qual |
|---|---|---|---|---|---|---|---|---|---|
| **6200B MSV** | Analytical Method: SM 6200B<br>Pace Analytical Services - Charlotte | | | | | | | | |
| 1,1,2,2-Tetrachloroethane | ND | ug/L | 0.50 | 0.22 | 1 | | 01/07/22 13:25 | 79-34-5 | |
| Tetrachloroethene | ND | ug/L | 0.50 | 0.29 | 1 | | 01/07/22 13:25 | 127-18-4 | |
| Toluene | ND | ug/L | 0.50 | 0.48 | 1 | | 01/07/22 13:25 | 108-88-3 | |
| 1,2,3-Trichlorobenzene | ND | ug/L | 2.0 | 0.81 | 1 | | 01/07/22 13:25 | 87-61-6 | |
| 1,2,4-Trichlorobenzene | ND | ug/L | 2.0 | 0.64 | 1 | | 01/07/22 13:25 | 120-82-1 | |
| 1,1,1-Trichloroethane | ND | ug/L | 0.50 | 0.33 | 1 | | 01/07/22 13:25 | 71-55-6 | |
| 1,1,2-Trichloroethane | ND | ug/L | 0.50 | 0.32 | 1 | | 01/07/22 13:25 | 79-00-5 | |
| Trichloroethene | ND | ug/L | 0.50 | 0.38 | 1 | | 01/07/22 13:25 | 79-01-6 | |
| Trichlorofluoromethane | ND | ug/L | 1.0 | 0.30 | 1 | | 01/07/22 13:25 | 75-69-4 | |
| 1,2,3-Trichloropropane | ND | ug/L | 0.50 | 0.26 | 1 | | 01/07/22 13:25 | 96-18-4 | |
| 1,2,4-Trimethylbenzene | ND | ug/L | 0.50 | 0.50 | 1 | | 01/07/22 13:25 | 95-63-6 | |
| 1,3,5-Trimethylbenzene | ND | ug/L | 0.50 | 0.33 | 1 | | 01/07/22 13:25 | 108-67-8 | |
| Vinyl chloride | ND | ug/L | 1.0 | 0.39 | 1 | | 01/07/22 13:25 | 75-01-4 | |
| m&p-Xylene | ND | ug/L | 1.0 | 0.71 | 1 | | 01/07/22 13:25 | 179601-23-1 | |
| o-Xylene | ND | ug/L | 0.50 | 0.34 | 1 | | 01/07/22 13:25 | 95-47-6 | |
| ***Surrogates*** | | | | | | | | | |
| 1,2-Dichloroethane-d4 (S) | 85 | % | 70-130 | | 1 | | 01/07/22 13:25 | 17060-07-0 | |
| 4-Bromofluorobenzene (S) | 95 | % | 70-130 | | 1 | | 01/07/22 13:25 | 460-00-4 | |
| Toluene-d8 (S) | 100 | % | 70-130 | | 1 | | 01/07/22 13:25 | 2037-26-5 | |

## REPORT OF LABORATORY ANALYSIS

This report shall not be reproduced, except in full,
without the written consent of Pace Analytical Services, LLC.

**Pace Analytical Services, LLC**
9800 Kincey Ave. Suite 100
Huntersville, NC 28078
(704)875-9092

## QUALITY CONTROL DATA

Project: CPC HUNTERSVILLE
Pace Project No.: 92583209

QC Batch: 674655
QC Batch Method: MADEP VPH
Analysis Method: MADEP VPH
Analysis Description: VPH NC Water
Laboratory: Pace Analytical Services - Charlotte
Associated Lab Samples: 92583209001, 92583209002, 92583209003, 92583209004, 92583209005, 92583209006, 92583209007, 92583209008, 92583209009, 92583209010, 92583209011, 92583209012, 92583209013, 92583209014, 92583209015

METHOD BLANK: 3531193
Matrix: Water
Associated Lab Samples: 92583209001, 92583209002, 92583209003, 92583209004, 92583209005, 92583209006, 92583209007, 92583209008, 92583209009, 92583209010, 92583209011, 92583209012, 92583209013, 92583209014, 92583209015

| Parameter | Units | Blank Result | Reporting Limit | MDL | Analyzed | Qualifiers |
|---|---|---|---|---|---|---|
| Aliphatic (C05-C08) | ug/L | ND | 50.0 | 50.0 | 01/07/22 16:01 | N2 |
| Aromatic (C09-C10) | ug/L | ND | 50.0 | 50.0 | 01/07/22 16:29 | N2 |
| 4-Bromofluorobenzene (FID) (S) | % | 96 | 70-130 | | 01/07/22 16:01 | |
| 4-Bromofluorobenzene (PID) (S) | % | 82 | 70-130 | | 01/07/22 16:29 | |

LABORATORY CONTROL SAMPLE & LCSD: 3531194 3531195

| Parameter | Units | Spike Conc. | LCS Result | LCSD Result | LCS % Rec | LCSD % Rec | % Rec Limits | RPD | Max RPD | Qualifiers |
|---|---|---|---|---|---|---|---|---|---|---|
| Aliphatic (C05-C08) | ug/L | 300 | 325 | 305 | 108 | 102 | 70-130 | 6 | 25 | N2 |
| Aromatic (C09-C10) | ug/L | 100 | 88.5 | 89.5 | 89 | 89 | 70-130 | 1 | 25 | N2 |
| 4-Bromofluorobenzene (FID) (S) | % | | | | 99 | 100 | 70-130 | | | |
| 4-Bromofluorobenzene (PID) (S) | % | | | | 81 | 80 | 70-130 | | | |

**Results presented on this page are in the units indicated by the "Units" column except where an alternate unit is presented to the right of the result.**

## REPORT OF LABORATORY ANALYSIS

This report shall not be reproduced, except in full,
without the written consent of Pace Analytical Services, LLC.

**Pace Analytical Services, LLC**
9800 Kincey Ave. Suite 100
Huntersville, NC 28078
(704)875-9092

## QUALITY CONTROL DATA

Project: CPC HUNTERSVILLE
Pace Project No.: 92583209

QC Batch: 674664
QC Batch Method: MADEP VPH
Analysis Method: MADEP VPH
Analysis Description: VPH NC Water
Laboratory: Pace Analytical Services - Charlotte
Associated Lab Samples: 92583209016, 92583209017, 92583209018, 92583209019, 92583209020

METHOD BLANK: 3531218 Matrix: Water
Associated Lab Samples: 92583209016, 92583209017, 92583209018, 92583209019, 92583209020

| Parameter | Units | Blank Result | Reporting Limit | MDL | Analyzed | Qualifiers |
|---|---|---|---|---|---|---|
| Aliphatic (C05-C08) | ug/L | ND | 50.0 | 50.0 | 01/07/22 16:29 | N2 |
| Aromatic (C09-C10) | ug/L | ND | 50.0 | 50.0 | 01/07/22 16:01 | N2 |
| 4-Bromofluorobenzene (FID) (S) | % | 100 | 70-130 | | 01/07/22 16:29 | |
| 4-Bromofluorobenzene (PID) (S) | % | 80 | 70-130 | | 01/07/22 16:01 | |

LABORATORY CONTROL SAMPLE & LCSD: 3531219 3531220

| Parameter | Units | Spike Conc. | LCS Result | LCSD Result | LCS % Rec | LCSD % Rec | % Rec Limits | RPD | Max RPD | Qualifiers |
|---|---|---|---|---|---|---|---|---|---|---|
| Aliphatic (C05-C08) | ug/L | 300 | 277 | 283 | 92 | 94 | 70-130 | 2 | 25 | N2 |
| Aromatic (C09-C10) | ug/L | 100 | 91.5 | 92.2 | 91 | 92 | 70-130 | 1 | 25 | N2 |
| 4-Bromofluorobenzene (FID) (S) | % | | | | 98 | 101 | 70-130 | | | |
| 4-Bromofluorobenzene (PID) (S) | % | | | | 79 | 82 | 70-130 | | | |

**Results presented on this page are in the units indicated by the "Units" column except where an alternate unit is presented to the right of the result.**

## REPORT OF LABORATORY ANALYSIS

This report shall not be reproduced, except in full,
without the written consent of Pace Analytical Services, LLC.

**Pace Analytical Services, LLC**
9800 Kincey Ave. Suite 100
Huntersville, NC 28078
(704)875-9092

## QUALITY CONTROL DATA

Project: CPC HUNTERSVILLE
Pace Project No.: 92583209

QC Batch: 670322
QC Batch Method: EPA 3010A
Analysis Method: EPA 6020B
Analysis Description: 6020 MET
Laboratory: Pace Analytical Services - Asheville
Associated Lab Samples: 92583209001, 92583209002, 92583209003, 92583209004, 92583209005, 92583209006, 92583209007, 92583209008, 92583209009, 92583209010, 92583209011, 92583209012, 92583209013, 92583209014, 92583209015, 92583209016, 92583209017, 92583209018, 92583209019

METHOD BLANK: 3509818 Matrix: Water
Associated Lab Samples: 92583209001, 92583209002, 92583209003, 92583209004, 92583209005, 92583209006, 92583209007, 92583209008, 92583209009, 92583209010, 92583209011, 92583209012, 92583209013, 92583209014, 92583209015, 92583209016, 92583209017, 92583209018, 92583209019

| Parameter | Units | Blank Result | Reporting Limit | MDL | Analyzed | Qualifiers |
|---|---|---|---|---|---|---|
| Lead | ug/L | ND | 5.0 | 0.077 | 01/07/22 20:21 | |

LABORATORY CONTROL SAMPLE: 3509819

| Parameter | Units | Spike Conc. | LCS Result | LCS % Rec | % Rec Limits | Qualifiers |
|---|---|---|---|---|---|---|
| Lead | ug/L | 50 | 45.2 | 90 | 80-120 | |

MATRIX SPIKE & MATRIX SPIKE DUPLICATE: 3509820 3509821

| Parameter | Units | 92581187001 Result | MS Spike Conc. | MSD Spike Conc. | MS Result | MSD Result | MS % Rec | MSD % Rec | % Rec Limits | RPD | Max RPD | Qual |
|---|---|---|---|---|---|---|---|---|---|---|---|---|
| Lead | ug/L | | 50 | 50 | 47.5 | 45.6 | 95 | 91 | 75-125 | 4 | 20 | |

**Results presented on this page are in the units indicated by the "Units" column except where an alternate unit is presented to the right of the result.**

## REPORT OF LABORATORY ANALYSIS

This report shall not be reproduced, except in full,
without the written consent of Pace Analytical Services, LLC.

Pace Analytical Services, LLC
9800 Kincey Ave. Suite 100
Huntersville, NC 28078
(704)875-9092

## QUALITY CONTROL DATA

Project: CPC HUNTERSVILLE
Pace Project No.: 92583209

QC Batch: 670132
QC Batch Method: SM 6200B
Analysis Method: SM 6200B
Analysis Description: 6200B MSV
Laboratory: Pace Analytical Services - Charlotte
Associated Lab Samples: 92583209002, 92583209003, 92583209004, 92583209005, 92583209007, 92583209008, 92583209009, 92583209010, 92583209011, 92583209012, 92583209013, 92583209014, 92583209015, 92583209016, 92583209017, 92583209019, 92583209020

METHOD BLANK: 3508643
Matrix: Water
Associated Lab Samples: 92583209002, 92583209003, 92583209004, 92583209005, 92583209007, 92583209008, 92583209009, 92583209010, 92583209011, 92583209012, 92583209013, 92583209014, 92583209015, 92583209016, 92583209017, 92583209019, 92583209020

| Parameter | Units | Blank Result | Reporting Limit | MDL | Analyzed | Qualifiers |
|---|---|---|---|---|---|---|
| 1,1,1,2-Tetrachloroethane | ug/L | ND | 0.50 | 0.31 | 01/06/22 16:04 | |
| 1,1,1-Trichloroethane | ug/L | ND | 0.50 | 0.33 | 01/06/22 16:04 | |
| 1,1,2,2-Tetrachloroethane | ug/L | ND | 0.50 | 0.22 | 01/06/22 16:04 | |
| 1,1,2-Trichloroethane | ug/L | ND | 0.50 | 0.32 | 01/06/22 16:04 | |
| 1,1-Dichloroethane | ug/L | ND | 0.50 | 0.37 | 01/06/22 16:04 | |
| 1,1-Dichloroethene | ug/L | ND | 0.50 | 0.35 | 01/06/22 16:04 | |
| 1,1-Dichloropropene | ug/L | ND | 0.50 | 0.43 | 01/06/22 16:04 | |
| 1,2,3-Trichlorobenzene | ug/L | ND | 2.0 | 0.81 | 01/06/22 16:04 | |
| 1,2,3-Trichloropropane | ug/L | ND | 0.50 | 0.26 | 01/06/22 16:04 | |
| 1,2,4-Trichlorobenzene | ug/L | ND | 2.0 | 0.64 | 01/06/22 16:04 | |
| 1,2,4-Trimethylbenzene | ug/L | ND | 0.50 | 0.50 | 01/06/22 16:04 | |
| 1,2-Dibromo-3-chloropropane | ug/L | ND | 1.0 | 0.34 | 01/06/22 16:04 | |
| 1,2-Dibromoethane (EDB) | ug/L | ND | 0.50 | 0.27 | 01/06/22 16:04 | |
| 1,2-Dichlorobenzene | ug/L | ND | 0.50 | 0.34 | 01/06/22 16:04 | |
| 1,2-Dichloroethane | ug/L | ND | 0.50 | 0.32 | 01/06/22 16:04 | |
| 1,2-Dichloropropane | ug/L | ND | 0.50 | 0.36 | 01/06/22 16:04 | |
| 1,3,5-Trimethylbenzene | ug/L | ND | 0.50 | 0.33 | 01/06/22 16:04 | |
| 1,3-Dichlorobenzene | ug/L | ND | 0.50 | 0.34 | 01/06/22 16:04 | |
| 1,3-Dichloropropane | ug/L | ND | 0.50 | 0.28 | 01/06/22 16:04 | |
| 1,4-Dichlorobenzene | ug/L | ND | 0.50 | 0.33 | 01/06/22 16:04 | |
| 2,2-Dichloropropane | ug/L | ND | 0.50 | 0.39 | 01/06/22 16:04 | |
| 2-Chlorotoluene | ug/L | ND | 0.50 | 0.32 | 01/06/22 16:04 | |
| 4-Chlorotoluene | ug/L | ND | 0.50 | 0.32 | 01/06/22 16:04 | |
| Benzene | ug/L | ND | 0.50 | 0.34 | 01/06/22 16:04 | |
| Bromobenzene | ug/L | ND | 0.50 | 0.29 | 01/06/22 16:04 | |
| Bromochloromethane | ug/L | ND | 0.50 | 0.47 | 01/06/22 16:04 | |
| Bromodichloromethane | ug/L | ND | 0.50 | 0.31 | 01/06/22 16:04 | |
| Bromoform | ug/L | ND | 0.50 | 0.34 | 01/06/22 16:04 | |
| Bromomethane | ug/L | ND | 5.0 | 1.7 | 01/06/22 16:04 | |
| Carbon tetrachloride | ug/L | ND | 0.50 | 0.33 | 01/06/22 16:04 | |
| Chlorobenzene | ug/L | ND | 0.50 | 0.28 | 01/06/22 16:04 | |
| Chloroethane | ug/L | ND | 1.0 | 0.65 | 01/06/22 16:04 | |
| Chloroform | ug/L | ND | 0.50 | 0.35 | 01/06/22 16:04 | |
| Chloromethane | ug/L | ND | 1.0 | 0.54 | 01/06/22 16:04 | |
| cis-1,2-Dichloroethene | ug/L | ND | 0.50 | 0.38 | 01/06/22 16:04 | |
| cis-1,3-Dichloropropene | ug/L | ND | 0.50 | 0.36 | 01/06/22 16:04 | |
| Dibromochloromethane | ug/L | ND | 0.50 | 0.36 | 01/06/22 16:04 | |

**Results presented on this page are in the units indicated by the "Units" column except where an alternate unit is presented to the right of the result.**

## REPORT OF LABORATORY ANALYSIS

This report shall not be reproduced, except in full,
without the written consent of Pace Analytical Services, LLC.

Pace Analytical Services, LLC
9800 Kincey Ave. Suite 100
Huntersville, NC 28078
(704)875-9092

## QUALITY CONTROL DATA

Project: CPC HUNTERSVILLE
Pace Project No.: 92583209

METHOD BLANK: 3508643 Matrix: Water

Associated Lab Samples: 92583209002, 92583209003, 92583209004, 92583209005, 92583209007, 92583209008, 92583209009, 92583209010, 92583209011, 92583209012, 92583209013, 92583209014, 92583209015, 92583209016, 92583209017, 92583209019, 92583209020

| Parameter | Units | Blank Result | Reporting Limit | MDL | Analyzed | Qualifiers |
|---|---|---|---|---|---|---|
| Dibromomethane | ug/L | ND | 0.50 | 0.39 | 01/06/22 16:04 | |
| Dichlorodifluoromethane | ug/L | ND | 0.50 | 0.35 | 01/06/22 16:04 | |
| Diisopropyl ether | ug/L | ND | 0.50 | 0.31 | 01/06/22 16:04 | |
| Ethylbenzene | ug/L | ND | 0.50 | 0.30 | 01/06/22 16:04 | |
| Hexachloro-1,3-butadiene | ug/L | ND | 2.0 | 1.5 | 01/06/22 16:04 | |
| Isopropylbenzene (Cumene) | ug/L | ND | 0.50 | 0.33 | 01/06/22 16:04 | |
| m&p-Xylene | ug/L | ND | 1.0 | 0.71 | 01/06/22 16:04 | |
| Methyl-tert-butyl ether | ug/L | ND | 0.50 | 0.42 | 01/06/22 16:04 | |
| Methylene Chloride | ug/L | ND | 2.0 | 2.0 | 01/06/22 16:04 | |
| n-Butylbenzene | ug/L | ND | 0.50 | 0.49 | 01/06/22 16:04 | |
| n-Propylbenzene | ug/L | ND | 0.50 | 0.34 | 01/06/22 16:04 | |
| Naphthalene | ug/L | ND | 2.0 | 0.64 | 01/06/22 16:04 | |
| o-Xylene | ug/L | ND | 0.50 | 0.34 | 01/06/22 16:04 | |
| sec-Butylbenzene | ug/L | ND | 0.50 | 0.40 | 01/06/22 16:04 | |
| Styrene | ug/L | ND | 0.50 | 0.29 | 01/06/22 16:04 | |
| tert-Butylbenzene | ug/L | ND | 0.50 | 0.32 | 01/06/22 16:04 | |
| Tetrachloroethene | ug/L | ND | 0.50 | 0.29 | 01/06/22 16:04 | |
| Toluene | ug/L | ND | 0.50 | 0.48 | 01/06/22 16:04 | |
| trans-1,2-Dichloroethene | ug/L | ND | 0.50 | 0.40 | 01/06/22 16:04 | |
| trans-1,3-Dichloropropene | ug/L | ND | 0.50 | 0.36 | 01/06/22 16:04 | |
| Trichloroethene | ug/L | ND | 0.50 | 0.38 | 01/06/22 16:04 | |
| Trichlorofluoromethane | ug/L | ND | 1.0 | 0.30 | 01/06/22 16:04 | |
| Vinyl chloride | ug/L | ND | 1.0 | 0.39 | 01/06/22 16:04 | |
| 1,2-Dichloroethane-d4 (S) | % | 88 | 70-130 | | 01/06/22 16:04 | |
| 4-Bromofluorobenzene (S) | % | 96 | 70-130 | | 01/06/22 16:04 | |
| Toluene-d8 (S) | % | 100 | 70-130 | | 01/06/22 16:04 | |

LABORATORY CONTROL SAMPLE: 3508644

| Parameter | Units | Spike Conc. | LCS Result | LCS % Rec | % Rec Limits | Qualifiers |
|---|---|---|---|---|---|---|
| 1,1,1,2-Tetrachloroethane | ug/L | 50 | 51.6 | 103 | 60-140 | |
| 1,1,1-Trichloroethane | ug/L | 50 | 48.2 | 96 | 60-140 | |
| 1,1,2,2-Tetrachloroethane | ug/L | 50 | 51.5 | 103 | 60-140 | |
| 1,1,2-Trichloroethane | ug/L | 50 | 58.8 | 118 | 60-140 | |
| 1,1-Dichloroethane | ug/L | 50 | 55.5 | 111 | 60-140 | |
| 1,1-Dichloroethene | ug/L | 50 | 53.2 | 106 | 60-140 | |
| 1,1-Dichloropropene | ug/L | 50 | 51.4 | 103 | 60-140 | |
| 1,2,3-Trichlorobenzene | ug/L | 50 | 53.6 | 107 | 60-140 | |
| 1,2,3-Trichloropropane | ug/L | 50 | 46.5 | 93 | 60-140 | |
| 1,2,4-Trichlorobenzene | ug/L | 50 | 56.4 | 113 | 60-140 | |
| 1,2,4-Trimethylbenzene | ug/L | 50 | 54.9 | 110 | 60-140 | |
| 1,2-Dibromo-3-chloropropane | ug/L | 50 | 45.5 | 91 | 60-140 | |

**Results presented on this page are in the units indicated by the "Units" column except where an alternate unit is presented to the right of the result.**

## REPORT OF LABORATORY ANALYSIS

This report shall not be reproduced, except in full,
without the written consent of Pace Analytical Services, LLC.

Pace Analytical Services, LLC
9800 Kincey Ave. Suite 100
Huntersville, NC 28078
(704)875-9092

## QUALITY CONTROL DATA

Project: CPC HUNTERSVILLE
Pace Project No.: 92583209

LABORATORY CONTROL SAMPLE: 3508644

| Parameter | Units | Spike Conc. | LCS Result | LCS % Rec | % Rec Limits | Qualifiers |
|---|---|---|---|---|---|---|
| 1,2-Dibromoethane (EDB) | ug/L | 50 | 53.3 | 107 | 60-140 | |
| 1,2-Dichlorobenzene | ug/L | 50 | 54.1 | 108 | 60-140 | |
| 1,2-Dichloroethane | ug/L | 50 | 45.4 | 91 | 60-140 | |
| 1,2-Dichloropropane | ug/L | 50 | 56.0 | 112 | 60-140 | |
| 1,3,5-Trimethylbenzene | ug/L | 50 | 55.5 | 111 | 60-140 | |
| 1,3-Dichlorobenzene | ug/L | 50 | 54.2 | 108 | 60-140 | |
| 1,3-Dichloropropane | ug/L | 50 | 52.9 | 106 | 60-140 | |
| 1,4-Dichlorobenzene | ug/L | 50 | 54.3 | 109 | 60-140 | |
| 2,2-Dichloropropane | ug/L | 50 | 51.9 | 104 | 60-140 | |
| 2-Chlorotoluene | ug/L | 50 | 54.9 | 110 | 60-140 | |
| 4-Chlorotoluene | ug/L | 50 | 53.1 | 106 | 60-140 | |
| Benzene | ug/L | 50 | 57.0 | 114 | 60-140 | |
| Bromobenzene | ug/L | 50 | 53.4 | 107 | 60-140 | |
| Bromochloromethane | ug/L | 50 | 57.4 | 115 | 60-140 | |
| Bromodichloromethane | ug/L | 50 | 52.7 | 105 | 60-140 | |
| Bromoform | ug/L | 50 | 50.7 | 101 | 60-140 | |
| Bromomethane | ug/L | 50 | 59.4 | 119 | 60-140 | |
| Carbon tetrachloride | ug/L | 50 | 45.6 | 91 | 60-140 | |
| Chlorobenzene | ug/L | 50 | 56.8 | 114 | 60-140 | |
| Chloroethane | ug/L | 50 | 54.7 | 109 | 60-140 | |
| Chloroform | ug/L | 50 | 52.0 | 104 | 60-140 | |
| Chloromethane | ug/L | 50 | 50.1 | 100 | 60-140 | |
| cis-1,2-Dichloroethene | ug/L | 50 | 50.3 | 101 | 60-140 | |
| cis-1,3-Dichloropropene | ug/L | 50 | 54.3 | 109 | 60-140 | |
| Dibromochloromethane | ug/L | 50 | 52.8 | 106 | 60-140 | |
| Dibromomethane | ug/L | 50 | 58.0 | 116 | 60-140 | |
| Dichlorodifluoromethane | ug/L | 50 | 40.9 | 82 | 60-140 | |
| Diisopropyl ether | ug/L | 50 | 49.7 | 99 | 60-140 | |
| Ethylbenzene | ug/L | 50 | 55.1 | 110 | 60-140 | |
| Hexachloro-1,3-butadiene | ug/L | 50 | 49.4 | 99 | 60-140 | |
| Isopropylbenzene (Cumene) | ug/L | 50 | 58.5 | 117 | 60-140 | |
| m&p-Xylene | ug/L | 100 | 111 | 111 | 60-140 | |
| Methyl-tert-butyl ether | ug/L | 50 | 51.8 | 104 | 60-140 | |
| Methylene Chloride | ug/L | 50 | 52.0 | 104 | 60-140 | |
| n-Butylbenzene | ug/L | 50 | 54.5 | 109 | 60-140 | |
| n-Propylbenzene | ug/L | 50 | 55.0 | 110 | 60-140 | |
| Naphthalene | ug/L | 50 | 50.8 | 102 | 60-140 | |
| o-Xylene | ug/L | 50 | 55.2 | 110 | 60-140 | |
| sec-Butylbenzene | ug/L | 50 | 54.7 | 109 | 60-140 | |
| Styrene | ug/L | 50 | 55.7 | 111 | 60-140 | |
| tert-Butylbenzene | ug/L | 50 | 46.5 | 93 | 60-140 | |
| Tetrachloroethene | ug/L | 50 | 49.8 | 100 | 60-140 | |
| Toluene | ug/L | 50 | 58.2 | 116 | 60-140 | |
| trans-1,2-Dichloroethene | ug/L | 50 | 54.8 | 110 | 60-140 | |
| trans-1,3-Dichloropropene | ug/L | 50 | 53.8 | 108 | 60-140 | |
| Trichloroethene | ug/L | 50 | 56.2 | 112 | 60-140 | |
| Trichlorofluoromethane | ug/L | 50 | 41.7 | 83 | 60-140 | |

**Results presented on this page are in the units indicated by the "Units" column except where an alternate unit is presented to the right of the result.**

## REPORT OF LABORATORY ANALYSIS

This report shall not be reproduced, except in full,
without the written consent of Pace Analytical Services, LLC.

Pace Analytical Services, LLC
9800 Kincey Ave. Suite 100
Huntersville, NC 28078
(704)875-9092

## QUALITY CONTROL DATA

Project: CPC HUNTERSVILLE
Pace Project No.: 92583209

LABORATORY CONTROL SAMPLE: 3508644

| Parameter | Units | Spike Conc. | LCS Result | LCS % Rec | % Rec Limits | Qualifiers |
|---|---|---|---|---|---|---|
| Vinyl chloride | ug/L | 50 | 55.6 | 111 | 60-140 | |
| 1,2-Dichloroethane-d4 (S) | % | | | 87 | 70-130 | |
| 4-Bromofluorobenzene (S) | % | | | 99 | 70-130 | |
| Toluene-d8 (S) | % | | | 103 | 70-130 | |

MATRIX SPIKE & MATRIX SPIKE DUPLICATE: 3508645 3508646

| Parameter | Units | 92583209015 Result | MS Spike Conc. | MSD Spike Conc. | MS Result | MSD Result | MS % Rec | MSD % Rec | % Rec Limits | RPD | Max RPD | Qual |
|---|---|---|---|---|---|---|---|---|---|---|---|---|
| 1,1,1,2-Tetrachloroethane | ug/L | ND | 20 | 20 | 19.0 | 20.4 | 95 | 102 | 60-140 | 7 | 30 | |
| 1,1,1-Trichloroethane | ug/L | ND | 20 | 20 | 18.2 | 19.4 | 91 | 97 | 60-140 | 6 | 30 | |
| 1,1,2,2-Tetrachloroethane | ug/L | ND | 20 | 20 | 19.4 | 20.5 | 97 | 102 | 60-140 | 5 | 30 | |
| 1,1,2-Trichloroethane | ug/L | ND | 20 | 20 | 22.1 | 23.2 | 110 | 116 | 60-140 | 5 | 30 | |
| 1,1-Dichloroethane | ug/L | ND | 20 | 20 | 21.1 | 22.0 | 105 | 110 | 60-140 | 4 | 30 | |
| 1,1-Dichloroethene | ug/L | ND | 20 | 20 | 20.5 | 21.0 | 102 | 105 | 60-140 | 3 | 30 | |
| 1,1-Dichloropropene | ug/L | ND | 20 | 20 | 19.8 | 20.8 | 99 | 104 | 60-140 | 5 | 30 | |
| 1,2,3-Trichlorobenzene | ug/L | ND | 20 | 20 | 18.9 | 21.6 | 94 | 108 | 60-140 | 13 | 30 | |
| 1,2,3-Trichloropropane | ug/L | ND | 20 | 20 | 17.1 | 18.5 | 86 | 92 | 60-140 | 8 | 30 | |
| 1,2,4-Trichlorobenzene | ug/L | ND | 20 | 20 | 19.9 | 23.0 | 99 | 115 | 60-140 | 15 | 30 | |
| 1,2,4-Trimethylbenzene | ug/L | ND | 20 | 20 | 20.6 | 22.5 | 103 | 113 | 60-140 | 9 | 30 | |
| 1,2-Dibromo-3-chloropropane | ug/L | ND | 20 | 20 | 15.4 | 16.3 | 77 | 81 | 60-140 | 5 | 30 | |
| 1,2-Dibromoethane (EDB) | ug/L | ND | 20 | 20 | 20.4 | 21.6 | 102 | 108 | 60-140 | 6 | 30 | |
| 1,2-Dichlorobenzene | ug/L | ND | 20 | 20 | 19.9 | 22.3 | 99 | 111 | 60-140 | 11 | 30 | |
| 1,2-Dichloroethane | ug/L | ND | 20 | 20 | 18.2 | 19.0 | 91 | 95 | 60-140 | 4 | 30 | |
| 1,2-Dichloropropane | ug/L | ND | 20 | 20 | 21.3 | 22.2 | 106 | 111 | 60-140 | 4 | 30 | |
| 1,3,5-Trimethylbenzene | ug/L | ND | 20 | 20 | 20.7 | 22.9 | 103 | 114 | 60-140 | 10 | 30 | |
| 1,3-Dichlorobenzene | ug/L | ND | 20 | 20 | 19.8 | 22.4 | 99 | 112 | 60-140 | 12 | 30 | |
| 1,3-Dichloropropane | ug/L | ND | 20 | 20 | 20.1 | 21.0 | 100 | 105 | 60-140 | 4 | 30 | |
| 1,4-Dichlorobenzene | ug/L | ND | 20 | 20 | 20.1 | 22.2 | 100 | 111 | 60-140 | 10 | 30 | |
| 2,2-Dichloropropane | ug/L | ND | 20 | 20 | 20.0 | 21.2 | 100 | 106 | 60-140 | 6 | 30 | |
| 2-Chlorotoluene | ug/L | ND | 20 | 20 | 20.5 | 22.5 | 103 | 112 | 60-140 | 9 | 30 | |
| 4-Chlorotoluene | ug/L | ND | 20 | 20 | 19.5 | 21.8 | 97 | 109 | 60-140 | 11 | 30 | |
| Benzene | ug/L | ND | 20 | 20 | 22.1 | 23.5 | 110 | 118 | 60-140 | 6 | 30 | |
| Bromobenzene | ug/L | ND | 20 | 20 | 19.8 | 21.9 | 99 | 109 | 60-140 | 10 | 30 | |
| Bromochloromethane | ug/L | ND | 20 | 20 | 22.5 | 23.1 | 113 | 115 | 60-140 | 2 | 30 | |
| Bromodichloromethane | ug/L | ND | 20 | 20 | 19.7 | 20.7 | 99 | 104 | 60-140 | 5 | 30 | |
| Bromoform | ug/L | ND | 20 | 20 | 18.1 | 19.1 | 90 | 96 | 60-140 | 6 | 30 | |
| Bromomethane | ug/L | ND | 20 | 20 | 24.2 | 25.2 | 121 | 126 | 60-140 | 4 | 30 | |
| Carbon tetrachloride | ug/L | ND | 20 | 20 | 16.8 | 17.8 | 84 | 89 | 60-140 | 6 | 30 | |
| Chlorobenzene | ug/L | ND | 20 | 20 | 21.6 | 23.0 | 108 | 115 | 60-140 | 7 | 30 | |
| Chloroethane | ug/L | ND | 20 | 20 | 24.0 | 23.1 | 120 | 116 | 60-140 | 4 | 30 | |
| Chloroform | ug/L | 1.8 | 20 | 20 | 22.4 | 23.8 | 103 | 110 | 60-140 | 6 | 30 | |
| Chloromethane | ug/L | ND | 20 | 20 | 19.7 | 19.0 | 99 | 95 | 60-140 | 4 | 30 | |
| cis-1,2-Dichloroethene | ug/L | ND | 20 | 20 | 19.8 | 20.7 | 99 | 104 | 60-140 | 5 | 30 | |

**Results presented on this page are in the units indicated by the "Units" column except where an alternate unit is presented to the right of the result.**

## REPORT OF LABORATORY ANALYSIS

This report shall not be reproduced, except in full,
without the written consent of Pace Analytical Services, LLC.

**Pace Analytical Services, LLC**
9800 Kincey Ave. Suite 100
Huntersville, NC 28078
(704)875-9092

## QUALITY CONTROL DATA

Project: CPC HUNTERSVILLE
Pace Project No.: 92583209

MATRIX SPIKE & MATRIX SPIKE DUPLICATE: 3508645 3508646

| Parameter | Units | 92583209015 Result | MS Spike Conc. | MSD Spike Conc. | MS Result | MSD Result | MS % Rec | MSD % Rec | % Rec Limits | RPD | Max RPD | Qual |
|---|---|---|---|---|---|---|---|---|---|---|---|---|
| cis-1,3-Dichloropropene | ug/L | ND | 20 | 20 | 20.1 | 21.5 | 100 | 108 | 60-140 | 7 | 30 | |
| Dibromochloromethane | ug/L | ND | 20 | 20 | 19.4 | 20.5 | 97 | 102 | 60-140 | 5 | 30 | |
| Dibromomethane | ug/L | ND | 20 | 20 | 22.0 | 22.9 | 110 | 115 | 60-140 | 4 | 30 | |
| Dichlorodifluoromethane | ug/L | ND | 20 | 20 | 13.8 | 11.3 | 69 | 56 | 60-140 | 20 | 30 | M1 |
| Diisopropyl ether | ug/L | ND | 20 | 20 | 18.7 | 20.0 | 94 | 100 | 60-140 | 7 | 30 | |
| Ethylbenzene | ug/L | ND | 20 | 20 | 21.4 | 23.1 | 107 | 115 | 60-140 | 8 | 30 | |
| Hexachloro-1,3-butadiene | ug/L | ND | 20 | 20 | 18.4 | 21.2 | 92 | 106 | 60-140 | 14 | 30 | |
| Isopropylbenzene (Cumene) | ug/L | ND | 20 | 20 | 22.4 | 24.0 | 112 | 120 | 60-140 | 7 | 30 | |
| m&p-Xylene | ug/L | ND | 40 | 40 | 42.4 | 45.8 | 106 | 114 | 60-140 | 8 | 30 | |
| Methyl-tert-butyl ether | ug/L | ND | 20 | 20 | 19.9 | 20.8 | 100 | 104 | 60-140 | 4 | 30 | |
| Methylene Chloride | ug/L | ND | 20 | 20 | 18.8 | 19.7 | 94 | 98 | 60-140 | 5 | 30 | |
| n-Butylbenzene | ug/L | ND | 20 | 20 | 20.5 | 22.6 | 102 | 113 | 60-140 | 10 | 30 | |
| n-Propylbenzene | ug/L | ND | 20 | 20 | 20.5 | 22.5 | 103 | 113 | 60-140 | 9 | 30 | |
| Naphthalene | ug/L | ND | 20 | 20 | 16.2 | 19.1 | 81 | 95 | 60-140 | 16 | 30 | |
| o-Xylene | ug/L | ND | 20 | 20 | 20.8 | 22.9 | 104 | 114 | 60-140 | 9 | 30 | |
| sec-Butylbenzene | ug/L | ND | 20 | 20 | 20.4 | 22.9 | 102 | 115 | 60-140 | 12 | 30 | |
| Styrene | ug/L | ND | 20 | 20 | 20.5 | 22.3 | 102 | 112 | 60-140 | 8 | 30 | |
| tert-Butylbenzene | ug/L | ND | 20 | 20 | 17.4 | 19.0 | 87 | 95 | 60-140 | 9 | 30 | |
| Tetrachloroethene | ug/L | ND | 20 | 20 | 19.5 | 20.8 | 98 | 104 | 60-140 | 6 | 30 | |
| Toluene | ug/L | ND | 20 | 20 | 22.3 | 23.7 | 112 | 118 | 60-140 | 6 | 30 | |
| trans-1,2-Dichloroethene | ug/L | ND | 20 | 20 | 21.3 | 22.5 | 107 | 113 | 60-140 | 6 | 30 | |
| trans-1,3-Dichloropropene | ug/L | ND | 20 | 20 | 19.8 | 21.7 | 99 | 108 | 60-140 | 9 | 30 | |
| Trichloroethene | ug/L | ND | 20 | 20 | 21.5 | 23.7 | 108 | 118 | 60-140 | 9 | 30 | |
| Trichlorofluoromethane | ug/L | ND | 20 | 20 | 16.3 | 16.2 | 82 | 81 | 60-140 | 1 | 30 | |
| Vinyl chloride | ug/L | ND | 20 | 20 | 21.8 | 21.0 | 109 | 105 | 60-140 | 4 | 30 | |
| 1,2-Dichloroethane-d4 (S) | % | | | | | | 87 | 85 | 70-130 | | | |
| 4-Bromofluorobenzene (S) | % | | | | | | 98 | 97 | 70-130 | | | |
| Toluene-d8 (S) | % | | | | | | 101 | 101 | 70-130 | | | |

**Results presented on this page are in the units indicated by the "Units" column except where an alternate unit is presented to the right of the result.**

## REPORT OF LABORATORY ANALYSIS

This report shall not be reproduced, except in full,
without the written consent of Pace Analytical Services, LLC.

Pace Analytical Services, LLC
9800 Kincey Ave. Suite 100
Huntersville, NC 28078
(704)875-9092

## QUALITY CONTROL DATA

Project: CPC HUNTERSVILLE
Pace Project No.: 92583209

QC Batch: 670381
QC Batch Method: SM 6200B
Analysis Method: SM 6200B
Analysis Description: 6200B MSV
Laboratory: Pace Analytical Services - Charlotte

Associated Lab Samples: 92583209021

METHOD BLANK: 3510353 Matrix: Water
Associated Lab Samples: 92583209021

| Parameter | Units | Blank Result | Reporting Limit | MDL | Analyzed | Qualifiers |
|---|---|---|---|---|---|---|
| 1,1,1,2-Tetrachloroethane | ug/L | ND | 0.50 | 0.31 | 01/07/22 13:08 | |
| 1,1,1-Trichloroethane | ug/L | ND | 0.50 | 0.33 | 01/07/22 13:08 | |
| 1,1,2,2-Tetrachloroethane | ug/L | ND | 0.50 | 0.22 | 01/07/22 13:08 | |
| 1,1,2-Trichloroethane | ug/L | ND | 0.50 | 0.32 | 01/07/22 13:08 | |
| 1,1-Dichloroethane | ug/L | ND | 0.50 | 0.37 | 01/07/22 13:08 | |
| 1,1-Dichloroethene | ug/L | ND | 0.50 | 0.35 | 01/07/22 13:08 | |
| 1,1-Dichloropropene | ug/L | ND | 0.50 | 0.43 | 01/07/22 13:08 | |
| 1,2,3-Trichlorobenzene | ug/L | ND | 2.0 | 0.81 | 01/07/22 13:08 | |
| 1,2,3-Trichloropropane | ug/L | ND | 0.50 | 0.26 | 01/07/22 13:08 | |
| 1,2,4-Trichlorobenzene | ug/L | ND | 2.0 | 0.64 | 01/07/22 13:08 | |
| 1,2,4-Trimethylbenzene | ug/L | ND | 0.50 | 0.50 | 01/07/22 13:08 | |
| 1,2-Dibromo-3-chloropropane | ug/L | ND | 1.0 | 0.34 | 01/07/22 13:08 | |
| 1,2-Dibromoethane (EDB) | ug/L | ND | 0.50 | 0.27 | 01/07/22 13:08 | |
| 1,2-Dichlorobenzene | ug/L | ND | 0.50 | 0.34 | 01/07/22 13:08 | |
| 1,2-Dichloroethane | ug/L | ND | 0.50 | 0.32 | 01/07/22 13:08 | |
| 1,2-Dichloropropane | ug/L | ND | 0.50 | 0.36 | 01/07/22 13:08 | |
| 1,3,5-Trimethylbenzene | ug/L | ND | 0.50 | 0.33 | 01/07/22 13:08 | |
| 1,3-Dichlorobenzene | ug/L | ND | 0.50 | 0.34 | 01/07/22 13:08 | |
| 1,3-Dichloropropane | ug/L | ND | 0.50 | 0.28 | 01/07/22 13:08 | |
| 1,4-Dichlorobenzene | ug/L | ND | 0.50 | 0.33 | 01/07/22 13:08 | |
| 2,2-Dichloropropane | ug/L | ND | 0.50 | 0.39 | 01/07/22 13:08 | |
| 2-Chlorotoluene | ug/L | ND | 0.50 | 0.32 | 01/07/22 13:08 | |
| 4-Chlorotoluene | ug/L | ND | 0.50 | 0.32 | 01/07/22 13:08 | |
| Benzene | ug/L | ND | 0.50 | 0.34 | 01/07/22 13:08 | |
| Bromobenzene | ug/L | ND | 0.50 | 0.29 | 01/07/22 13:08 | |
| Bromochloromethane | ug/L | ND | 0.50 | 0.47 | 01/07/22 13:08 | |
| Bromodichloromethane | ug/L | ND | 0.50 | 0.31 | 01/07/22 13:08 | |
| Bromoform | ug/L | ND | 0.50 | 0.34 | 01/07/22 13:08 | |
| Bromomethane | ug/L | ND | 5.0 | 1.7 | 01/07/22 13:08 | |
| Carbon tetrachloride | ug/L | ND | 0.50 | 0.33 | 01/07/22 13:08 | |
| Chlorobenzene | ug/L | ND | 0.50 | 0.28 | 01/07/22 13:08 | |
| Chloroethane | ug/L | ND | 1.0 | 0.65 | 01/07/22 13:08 | |
| Chloroform | ug/L | ND | 0.50 | 0.35 | 01/07/22 13:08 | |
| Chloromethane | ug/L | ND | 1.0 | 0.54 | 01/07/22 13:08 | |
| cis-1,2-Dichloroethene | ug/L | ND | 0.50 | 0.38 | 01/07/22 13:08 | |
| cis-1,3-Dichloropropene | ug/L | ND | 0.50 | 0.36 | 01/07/22 13:08 | |
| Dibromochloromethane | ug/L | ND | 0.50 | 0.36 | 01/07/22 13:08 | |
| Dibromomethane | ug/L | ND | 0.50 | 0.39 | 01/07/22 13:08 | |
| Dichlorodifluoromethane | ug/L | ND | 0.50 | 0.35 | 01/07/22 13:08 | |
| Diisopropyl ether | ug/L | ND | 0.50 | 0.31 | 01/07/22 13:08 | |

**Results presented on this page are in the units indicated by the "Units" column except where an alternate unit is presented to the right of the result.**

## REPORT OF LABORATORY ANALYSIS

This report shall not be reproduced, except in full,
without the written consent of Pace Analytical Services, LLC.

Pace Analytical Services, LLC
9800 Kincey Ave. Suite 100
Huntersville, NC 28078
(704)875-9092

## QUALITY CONTROL DATA

Project: CPC HUNTERSVILLE
Pace Project No.: 92583209

METHOD BLANK: 3510353 Matrix: Water
Associated Lab Samples: 92583209021

| Parameter | Units | Blank Result | Reporting Limit | MDL | Analyzed | Qualifiers |
|---|---|---|---|---|---|---|
| Ethylbenzene | ug/L | ND | 0.50 | 0.30 | 01/07/22 13:08 | |
| Hexachloro-1,3-butadiene | ug/L | ND | 2.0 | 1.5 | 01/07/22 13:08 | |
| Isopropylbenzene (Cumene) | ug/L | ND | 0.50 | 0.33 | 01/07/22 13:08 | |
| m&p-Xylene | ug/L | ND | 1.0 | 0.71 | 01/07/22 13:08 | |
| Methyl-tert-butyl ether | ug/L | ND | 0.50 | 0.42 | 01/07/22 13:08 | |
| Methylene Chloride | ug/L | ND | 2.0 | 2.0 | 01/07/22 13:08 | |
| n-Butylbenzene | ug/L | ND | 0.50 | 0.49 | 01/07/22 13:08 | |
| n-Propylbenzene | ug/L | ND | 0.50 | 0.34 | 01/07/22 13:08 | |
| Naphthalene | ug/L | ND | 2.0 | 0.64 | 01/07/22 13:08 | |
| o-Xylene | ug/L | ND | 0.50 | 0.34 | 01/07/22 13:08 | |
| sec-Butylbenzene | ug/L | ND | 0.50 | 0.40 | 01/07/22 13:08 | |
| Styrene | ug/L | ND | 0.50 | 0.29 | 01/07/22 13:08 | |
| tert-Butylbenzene | ug/L | ND | 0.50 | 0.32 | 01/07/22 13:08 | |
| Tetrachloroethene | ug/L | ND | 0.50 | 0.29 | 01/07/22 13:08 | |
| Toluene | ug/L | ND | 0.50 | 0.48 | 01/07/22 13:08 | |
| trans-1,2-Dichloroethene | ug/L | ND | 0.50 | 0.40 | 01/07/22 13:08 | |
| trans-1,3-Dichloropropene | ug/L | ND | 0.50 | 0.36 | 01/07/22 13:08 | |
| Trichloroethene | ug/L | ND | 0.50 | 0.38 | 01/07/22 13:08 | |
| Trichlorofluoromethane | ug/L | ND | 1.0 | 0.30 | 01/07/22 13:08 | |
| Vinyl chloride | ug/L | ND | 1.0 | 0.39 | 01/07/22 13:08 | |
| 1,2-Dichloroethane-d4 (S) | % | 90 | 70-130 | | 01/07/22 13:08 | |
| 4-Bromofluorobenzene (S) | % | 95 | 70-130 | | 01/07/22 13:08 | |
| Toluene-d8 (S) | % | 102 | 70-130 | | 01/07/22 13:08 | |

LABORATORY CONTROL SAMPLE: 3510354

| Parameter | Units | Spike Conc. | LCS Result | LCS % Rec | % Rec Limits | Qualifiers |
|---|---|---|---|---|---|---|
| 1,1,1,2-Tetrachloroethane | ug/L | 50 | 49.1 | 98 | 60-140 | |
| 1,1,1-Trichloroethane | ug/L | 50 | 45.6 | 91 | 60-140 | |
| 1,1,2,2-Tetrachloroethane | ug/L | 50 | 50.5 | 101 | 60-140 | |
| 1,1,2-Trichloroethane | ug/L | 50 | 57.3 | 115 | 60-140 | |
| 1,1-Dichloroethane | ug/L | 50 | 52.5 | 105 | 60-140 | |
| 1,1-Dichloroethene | ug/L | 50 | 48.3 | 97 | 60-140 | |
| 1,1-Dichloropropene | ug/L | 50 | 47.8 | 96 | 60-140 | |
| 1,2,3-Trichlorobenzene | ug/L | 50 | 47.9 | 96 | 60-140 | |
| 1,2,3-Trichloropropane | ug/L | 50 | 46.0 | 92 | 60-140 | |
| 1,2,4-Trichlorobenzene | ug/L | 50 | 51.6 | 103 | 60-140 | |
| 1,2,4-Trimethylbenzene | ug/L | 50 | 51.6 | 103 | 60-140 | |
| 1,2-Dibromo-3-chloropropane | ug/L | 50 | 42.7 | 85 | 60-140 | |
| 1,2-Dibromoethane (EDB) | ug/L | 50 | 51.7 | 103 | 60-140 | |
| 1,2-Dichlorobenzene | ug/L | 50 | 52.2 | 104 | 60-140 | |
| 1,2-Dichloroethane | ug/L | 50 | 45.0 | 90 | 60-140 | |
| 1,2-Dichloropropane | ug/L | 50 | 52.7 | 105 | 60-140 | |
| 1,3,5-Trimethylbenzene | ug/L | 50 | 51.6 | 103 | 60-140 | |

**Results presented on this page are in the units indicated by the "Units" column except where an alternate unit is presented to the right of the result.**

## REPORT OF LABORATORY ANALYSIS

This report shall not be reproduced, except in full,
without the written consent of Pace Analytical Services, LLC.

Pace Analytical Services, LLC
9800 Kincey Ave. Suite 100
Huntersville, NC 28078
(704)875-9092

## QUALITY CONTROL DATA

Project: CPC HUNTERSVILLE
Pace Project No.: 92583209

LABORATORY CONTROL SAMPLE: 3510354

| Parameter | Units | Spike Conc. | LCS Result | LCS % Rec | % Rec Limits | Qualifiers |
|---|---|---|---|---|---|---|
| 1,3-Dichlorobenzene | ug/L | 50 | 51.6 | 103 | 60-140 | |
| 1,3-Dichloropropane | ug/L | 50 | 50.7 | 101 | 60-140 | |
| 1,4-Dichlorobenzene | ug/L | 50 | 51.6 | 103 | 60-140 | |
| 2,2-Dichloropropane | ug/L | 50 | 49.5 | 99 | 60-140 | |
| 2-Chlorotoluene | ug/L | 50 | 51.7 | 103 | 60-140 | |
| 4-Chlorotoluene | ug/L | 50 | 49.8 | 100 | 60-140 | |
| Benzene | ug/L | 50 | 54.4 | 109 | 60-140 | |
| Bromobenzene | ug/L | 50 | 50.3 | 101 | 60-140 | |
| Bromochloromethane | ug/L | 50 | 56.2 | 112 | 60-140 | |
| Bromodichloromethane | ug/L | 50 | 49.7 | 99 | 60-140 | |
| Bromoform | ug/L | 50 | 48.5 | 97 | 60-140 | |
| Bromomethane | ug/L | 50 | 53.6 | 107 | 60-140 | |
| Carbon tetrachloride | ug/L | 50 | 42.9 | 86 | 60-140 | |
| Chlorobenzene | ug/L | 50 | 53.1 | 106 | 60-140 | |
| Chloroethane | ug/L | 50 | 43.5 | 87 | 60-140 | |
| Chloroform | ug/L | 50 | 51.1 | 102 | 60-140 | |
| Chloromethane | ug/L | 50 | 46.6 | 93 | 60-140 | |
| cis-1,2-Dichloroethene | ug/L | 50 | 48.9 | 98 | 60-140 | |
| cis-1,3-Dichloropropene | ug/L | 50 | 51.9 | 104 | 60-140 | |
| Dibromochloromethane | ug/L | 50 | 51.0 | 102 | 60-140 | |
| Dibromomethane | ug/L | 50 | 56.5 | 113 | 60-140 | |
| Dichlorodifluoromethane | ug/L | 50 | 33.1 | 66 | 60-140 | |
| Diisopropyl ether | ug/L | 50 | 48.9 | 98 | 60-140 | |
| Ethylbenzene | ug/L | 50 | 52.2 | 104 | 60-140 | |
| Hexachloro-1,3-butadiene | ug/L | 50 | 42.0 | 84 | 60-140 | |
| Isopropylbenzene (Cumene) | ug/L | 50 | 54.9 | 110 | 60-140 | |
| m&p-Xylene | ug/L | 100 | 105 | 105 | 60-140 | |
| Methyl-tert-butyl ether | ug/L | 50 | 51.7 | 103 | 60-140 | |
| Methylene Chloride | ug/L | 50 | 51.2 | 102 | 60-140 | |
| n-Butylbenzene | ug/L | 50 | 50.5 | 101 | 60-140 | |
| n-Propylbenzene | ug/L | 50 | 50.7 | 101 | 60-140 | |
| Naphthalene | ug/L | 50 | 44.7 | 89 | 60-140 | |
| o-Xylene | ug/L | 50 | 53.1 | 106 | 60-140 | |
| sec-Butylbenzene | ug/L | 50 | 50.4 | 101 | 60-140 | |
| Styrene | ug/L | 50 | 53.1 | 106 | 60-140 | |
| tert-Butylbenzene | ug/L | 50 | 43.1 | 86 | 60-140 | |
| Tetrachloroethene | ug/L | 50 | 47.3 | 95 | 60-140 | |
| Toluene | ug/L | 50 | 55.1 | 110 | 60-140 | |
| trans-1,2-Dichloroethene | ug/L | 50 | 54.3 | 109 | 60-140 | |
| trans-1,3-Dichloropropene | ug/L | 50 | 52.1 | 104 | 60-140 | |
| Trichloroethene | ug/L | 50 | 55.2 | 110 | 60-140 | |
| Trichlorofluoromethane | ug/L | 50 | 37.4 | 75 | 60-140 | |
| Vinyl chloride | ug/L | 50 | 53.2 | 106 | 60-140 | |
| 1,2-Dichloroethane-d4 (S) | % | | | 90 | 70-130 | |
| 4-Bromofluorobenzene (S) | % | | | 99 | 70-130 | |
| Toluene-d8 (S) | % | | | 102 | 70-130 | |

**Results presented on this page are in the units indicated by the "Units" column except where an alternate unit is presented to the right of the result.**

## REPORT OF LABORATORY ANALYSIS

This report shall not be reproduced, except in full,
without the written consent of Pace Analytical Services, LLC.

Pace Analytical Services, LLC
9800 Kincey Ave. Suite 100
Huntersville, NC 28078
(704)875-9092

## QUALITY CONTROL DATA

Project: CPC HUNTERSVILLE
Pace Project No.: 92583209

MATRIX SPIKE & MATRIX SPIKE DUPLICATE: 3510355 3510356

| Parameter | Units | 92581496022 Result | MS Spike Conc. | MSD Spike Conc. | MS Result | MSD Result | MS % Rec | MSD % Rec | % Rec Limits | RPD | Max RPD | Qual |
|---|---|---|---|---|---|---|---|---|---|---|---|---|
| 1,1,1,2-Tetrachloroethane | ug/L | | | | 25.3 | 22.4 | | | | 12 | 30 | |
| 1,1,1-Trichloroethane | ug/L | | | | 23.4 | 21.0 | | | | 11 | 30 | |
| 1,1,2,2-Tetrachloroethane | ug/L | | | | 22.4 | 20.0 | | | | 11 | 30 | |
| 1,1,2-Trichloroethane | ug/L | | | | 22.2 | 20.2 | | | | 9 | 30 | |
| 1,1-Dichloroethane | ug/L | | | | 22.7 | 20.7 | | | | 9 | 30 | |
| 1,1-Dichloroethene | ug/L | | | | 19.0 | 17.2 | | | | 10 | 30 | |
| 1,1-Dichloropropene | ug/L | | | | 22.7 | 19.9 | | | | 13 | 30 | |
| 1,2,3-Trichlorobenzene | ug/L | | | | 24.3 | 20.9 | | | | 15 | 30 | |
| 1,2,3-Trichloropropane | ug/L | | | | 24.1 | 21.8 | | | | 10 | 30 | |
| 1,2,4-Trichlorobenzene | ug/L | | | | 25.5 | 22.2 | | | | 14 | 30 | |
| 1,2,4-Trimethylbenzene | ug/L | | | | 25.3 | 22.7 | | | | 11 | 30 | |
| 1,2-Dibromo-3-chloropropane | ug/L | | | | 27.5 | 24.4 | | | | 12 | 30 | |
| 1,2-Dibromoethane (EDB) | ug/L | | | | 23.4 | 20.6 | | | | 13 | 30 | |
| 1,2-Dichlorobenzene | ug/L | | | | 24.3 | 21.5 | | | | 12 | 30 | |
| 1,2-Dichloroethane | ug/L | | | | 20.9 | 18.9 | | | | 10 | 30 | |
| 1,2-Dichloropropane | ug/L | | | | 23.2 | 21.0 | | | | 10 | 30 | |
| 1,3,5-Trimethylbenzene | ug/L | | | | 25.3 | 22.5 | | | | 12 | 30 | |
| 1,3-Dichlorobenzene | ug/L | | | | 25.4 | 22.2 | | | | 14 | 30 | |
| 1,3-Dichloropropane | ug/L | | | | 22.3 | 20.1 | | | | 11 | 30 | |
| 1,4-Dichlorobenzene | ug/L | | | | 23.9 | 21.2 | | | | 12 | 30 | |
| 2,2-Dichloropropane | ug/L | | | | 23.5 | 20.9 | | | | 12 | 30 | |
| 2-Chlorotoluene | ug/L | | | | 24.6 | 21.7 | | | | 13 | 30 | |
| 4-Chlorotoluene | ug/L | | | | 25.0 | 21.9 | | | | 13 | 30 | |
| Benzene | ug/L | | | | 25.1 | 22.9 | | | | 9 | 30 | |
| Bromobenzene | ug/L | | | | 25.8 | 22.5 | | | | 13 | 30 | |
| Bromochloromethane | ug/L | | | | 24.2 | 22.4 | | | | 8 | 30 | |
| Bromodichloromethane | ug/L | | | | 23.7 | 21.0 | | | | 12 | 30 | |
| Bromoform | ug/L | | | | 25.7 | 23.0 | | | | 11 | 30 | |
| Bromomethane | ug/L | | | | 15.5 | 13.7 | | | | 12 | 30 | |
| Carbon tetrachloride | ug/L | | | | 25.0 | 22.4 | | | | 11 | 30 | |
| Chlorobenzene | ug/L | | | | 23.8 | 21.2 | | | | 11 | 30 | |
| Chloroethane | ug/L | | | | 18.9 | 17.0 | | | | 11 | 30 | |
| Chloroform | ug/L | | | | 22.9 | 21.4 | | | | 7 | 30 | |
| Chloromethane | ug/L | | | | 12.6 | 11.0 | | | | 14 | 30 | M1 |
| cis-1,2-Dichloroethene | ug/L | | | | 22.9 | 20.8 | | | | 10 | 30 | |
| cis-1,3-Dichloropropene | ug/L | | | | 23.7 | 21.0 | | | | 12 | 30 | |
| Dibromochloromethane | ug/L | | | | 25.2 | 22.4 | | | | 12 | 30 | |
| Dibromomethane | ug/L | | | | 25.0 | 22.8 | | | | 9 | 30 | |
| Dichlorodifluoromethane | ug/L | | | | 5.1 | 4.4 | | | | 14 | 30 | M1 |
| Diisopropyl ether | ug/L | | | | 24.0 | 22.1 | | | | 8 | 30 | |
| Ethylbenzene | ug/L | | | | 24.6 | 22.0 | | | | 11 | 30 | |
| Hexachloro-1,3-butadiene | ug/L | | | | 30.6 | 25.0 | | | | 20 | 30 | M1 |
| Isopropylbenzene (Cumene) | ug/L | | | | 26.2 | 23.1 | | | | 12 | 30 | |
| m&p-Xylene | ug/L | | | | 51.6 | 45.9 | | | | 12 | 30 | |

**Results presented on this page are in the units indicated by the "Units" column except where an alternate unit is presented to the right of the result.**

## REPORT OF LABORATORY ANALYSIS

This report shall not be reproduced, except in full,
without the written consent of Pace Analytical Services, LLC.

**Pace Analytical Services, LLC**
9800 Kincey Ave. Suite 100
Huntersville, NC 28078
(704)875-9092

## QUALITY CONTROL DATA

Project: CPC HUNTERSVILLE
Pace Project No.: 92583209

MATRIX SPIKE & MATRIX SPIKE DUPLICATE: 3510355 3510356

| Parameter | Units | 92581496022 Result | MS Spike Conc. | MSD Spike Conc. | MS Result | MSD Result | MS % Rec | MSD % Rec | % Rec Limits | RPD | Max RPD | Qual |
|---|---|---|---|---|---|---|---|---|---|---|---|---|
| Methyl-tert-butyl ether | ug/L | | | | 20.4 | 18.9 | | | | 8 | 30 | |
| Methylene Chloride | ug/L | | | | 21.6 | 20.2 | | | | 7 | 30 | |
| n-Butylbenzene | ug/L | | | | 27.0 | 22.6 | | | | 18 | 30 | |
| n-Propylbenzene | ug/L | | | | 25.5 | 22.5 | | | | 13 | 30 | |
| Naphthalene | ug/L | | | | 24.5 | 21.0 | | | | 15 | 30 | |
| o-Xylene | ug/L | | | | 26.3 | 23.2 | | | | 13 | 30 | |
| sec-Butylbenzene | ug/L | | | | 25.7 | 22.4 | | | | 14 | 30 | |
| Styrene | ug/L | | | | 24.6 | 22.5 | | | | 9 | 30 | |
| tert-Butylbenzene | ug/L | | | | 21.8 | 18.9 | | | | 15 | 30 | |
| Tetrachloroethene | ug/L | | | | 27.0 | 24.2 | | | | 11 | 30 | |
| Toluene | ug/L | | | | 26.6 | 24.3 | | | | 9 | 30 | |
| trans-1,2-Dichloroethene | ug/L | | | | 23.3 | 20.6 | | | | 12 | 30 | |
| trans-1,3-Dichloropropene | ug/L | | | | 23.5 | 20.8 | | | | 12 | 30 | |
| Trichloroethene | ug/L | | | | 24.1 | 21.7 | | | | 11 | 30 | |
| Trichlorofluoromethane | ug/L | | | | 16.3 | 14.4 | | | | 12 | 30 | |
| Vinyl chloride | ug/L | | | | 15.3 | 13.6 | | | | 12 | 30 | |
| 1,2-Dichloroethane-d4 (S) | % | | | | | | 87 | 87 | 70-130 | | | |
| 4-Bromofluorobenzene (S) | % | | | | | | 98 | 99 | 70-130 | | | |
| Toluene-d8 (S) | % | | | | | | 96 | 97 | 70-130 | | | |

**Results presented on this page are in the units indicated by the "Units" column except where an alternate unit is presented to the right of the result.**

## REPORT OF LABORATORY ANALYSIS

This report shall not be reproduced, except in full,
without the written consent of Pace Analytical Services, LLC.

Pace Analytical Services, LLC
9800 Kincey Ave. Suite 100
Huntersville, NC 28078
(704)875-9092

## QUALITY CONTROL DATA

Project: CPC HUNTERSVILLE
Pace Project No.: 92583209

QC Batch: 670906
QC Batch Method: SM 6200B
Analysis Method: SM 6200B
Analysis Description: 6200B MSV
Laboratory: Pace Analytical Services - Charlotte
Associated Lab Samples: 92583209001, 92583209006, 92583209018

METHOD BLANK: 3512887 Matrix: Water
Associated Lab Samples: 92583209001, 92583209006, 92583209018

| Parameter | Units | Blank Result | Reporting Limit | MDL | Analyzed | Qualifiers |
|---|---|---|---|---|---|---|
| 1,1,1,2-Tetrachloroethane | ug/L | ND | 0.50 | 0.31 | 01/11/22 12:03 | |
| 1,1,1-Trichloroethane | ug/L | ND | 0.50 | 0.33 | 01/11/22 12:03 | |
| 1,1,2,2-Tetrachloroethane | ug/L | ND | 0.50 | 0.22 | 01/11/22 12:03 | |
| 1,1,2-Trichloroethane | ug/L | ND | 0.50 | 0.32 | 01/11/22 12:03 | |
| 1,1-Dichloroethane | ug/L | ND | 0.50 | 0.37 | 01/11/22 12:03 | |
| 1,1-Dichloroethene | ug/L | ND | 0.50 | 0.35 | 01/11/22 12:03 | |
| 1,1-Dichloropropene | ug/L | ND | 0.50 | 0.43 | 01/11/22 12:03 | |
| 1,2,3-Trichlorobenzene | ug/L | ND | 2.0 | 0.81 | 01/11/22 12:03 | |
| 1,2,3-Trichloropropane | ug/L | ND | 0.50 | 0.26 | 01/11/22 12:03 | |
| 1,2,4-Trichlorobenzene | ug/L | ND | 2.0 | 0.64 | 01/11/22 12:03 | |
| 1,2,4-Trimethylbenzene | ug/L | ND | 0.50 | 0.50 | 01/11/22 12:03 | |
| 1,2-Dibromo-3-chloropropane | ug/L | ND | 1.0 | 0.34 | 01/11/22 12:03 | |
| 1,2-Dibromoethane (EDB) | ug/L | ND | 0.50 | 0.27 | 01/11/22 12:03 | |
| 1,2-Dichlorobenzene | ug/L | ND | 0.50 | 0.34 | 01/11/22 12:03 | |
| 1,2-Dichloroethane | ug/L | ND | 0.50 | 0.32 | 01/11/22 12:03 | |
| 1,2-Dichloropropane | ug/L | ND | 0.50 | 0.36 | 01/11/22 12:03 | |
| 1,3,5-Trimethylbenzene | ug/L | ND | 0.50 | 0.33 | 01/11/22 12:03 | |
| 1,3-Dichlorobenzene | ug/L | ND | 0.50 | 0.34 | 01/11/22 12:03 | |
| 1,3-Dichloropropane | ug/L | ND | 0.50 | 0.28 | 01/11/22 12:03 | |
| 1,4-Dichlorobenzene | ug/L | ND | 0.50 | 0.33 | 01/11/22 12:03 | |
| 2,2-Dichloropropane | ug/L | ND | 0.50 | 0.39 | 01/11/22 12:03 | |
| 2-Chlorotoluene | ug/L | ND | 0.50 | 0.32 | 01/11/22 12:03 | |
| 4-Chlorotoluene | ug/L | ND | 0.50 | 0.32 | 01/11/22 12:03 | |
| Benzene | ug/L | ND | 0.50 | 0.34 | 01/11/22 12:03 | |
| Bromobenzene | ug/L | ND | 0.50 | 0.29 | 01/11/22 12:03 | |
| Bromochloromethane | ug/L | ND | 0.50 | 0.47 | 01/11/22 12:03 | |
| Bromodichloromethane | ug/L | ND | 0.50 | 0.31 | 01/11/22 12:03 | |
| Bromoform | ug/L | ND | 0.50 | 0.34 | 01/11/22 12:03 | |
| Bromomethane | ug/L | ND | 5.0 | 1.7 | 01/11/22 12:03 | |
| Carbon tetrachloride | ug/L | ND | 0.50 | 0.33 | 01/11/22 12:03 | |
| Chlorobenzene | ug/L | ND | 0.50 | 0.28 | 01/11/22 12:03 | |
| Chloroethane | ug/L | ND | 1.0 | 0.65 | 01/11/22 12:03 | |
| Chloroform | ug/L | ND | 0.50 | 0.35 | 01/11/22 12:03 | |
| Chloromethane | ug/L | ND | 1.0 | 0.54 | 01/11/22 12:03 | |
| cis-1,2-Dichloroethene | ug/L | ND | 0.50 | 0.38 | 01/11/22 12:03 | |
| cis-1,3-Dichloropropene | ug/L | ND | 0.50 | 0.36 | 01/11/22 12:03 | |
| Dibromochloromethane | ug/L | ND | 0.50 | 0.36 | 01/11/22 12:03 | |
| Dibromomethane | ug/L | ND | 0.50 | 0.39 | 01/11/22 12:03 | |
| Dichlorodifluoromethane | ug/L | ND | 0.50 | 0.35 | 01/11/22 12:03 | |
| Diisopropyl ether | ug/L | ND | 0.50 | 0.31 | 01/11/22 12:03 | |

**Results presented on this page are in the units indicated by the "Units" column except where an alternate unit is presented to the right of the result.**

## REPORT OF LABORATORY ANALYSIS

This report shall not be reproduced, except in full,
without the written consent of Pace Analytical Services, LLC.

Pace Analytical Services, LLC
9800 Kincey Ave. Suite 100
Huntersville, NC 28078
(704)875-9092

## QUALITY CONTROL DATA

Project: CPC HUNTERSVILLE
Pace Project No.: 92583209

METHOD BLANK: 3512887 Matrix: Water
Associated Lab Samples: 92583209001, 92583209006, 92583209018

| Parameter | Units | Blank Result | Reporting Limit | MDL | Analyzed | Qualifiers |
|---|---|---|---|---|---|---|
| Ethylbenzene | ug/L | ND | 0.50 | 0.30 | 01/11/22 12:03 | |
| Hexachloro-1,3-butadiene | ug/L | ND | 2.0 | 1.5 | 01/11/22 12:03 | |
| Isopropylbenzene (Cumene) | ug/L | ND | 0.50 | 0.33 | 01/11/22 12:03 | |
| m&p-Xylene | ug/L | ND | 1.0 | 0.71 | 01/11/22 12:03 | |
| Methyl-tert-butyl ether | ug/L | ND | 0.50 | 0.42 | 01/11/22 12:03 | |
| Methylene Chloride | ug/L | ND | 2.0 | 2.0 | 01/11/22 12:03 | |
| n-Butylbenzene | ug/L | ND | 0.50 | 0.49 | 01/11/22 12:03 | |
| n-Propylbenzene | ug/L | ND | 0.50 | 0.34 | 01/11/22 12:03 | |
| Naphthalene | ug/L | ND | 2.0 | 0.64 | 01/11/22 12:03 | |
| o-Xylene | ug/L | ND | 0.50 | 0.34 | 01/11/22 12:03 | |
| sec-Butylbenzene | ug/L | ND | 0.50 | 0.40 | 01/11/22 12:03 | |
| Styrene | ug/L | ND | 0.50 | 0.29 | 01/11/22 12:03 | |
| tert-Butylbenzene | ug/L | ND | 0.50 | 0.32 | 01/11/22 12:03 | |
| Tetrachloroethene | ug/L | ND | 0.50 | 0.29 | 01/11/22 12:03 | |
| Toluene | ug/L | ND | 0.50 | 0.48 | 01/11/22 12:03 | |
| trans-1,2-Dichloroethene | ug/L | ND | 0.50 | 0.40 | 01/11/22 12:03 | |
| trans-1,3-Dichloropropene | ug/L | ND | 0.50 | 0.36 | 01/11/22 12:03 | |
| Trichloroethene | ug/L | ND | 0.50 | 0.38 | 01/11/22 12:03 | |
| Trichlorofluoromethane | ug/L | ND | 1.0 | 0.30 | 01/11/22 12:03 | |
| Vinyl chloride | ug/L | ND | 1.0 | 0.39 | 01/11/22 12:03 | |
| 1,2-Dichloroethane-d4 (S) | % | 91 | 70-130 | | 01/11/22 12:03 | |
| 4-Bromofluorobenzene (S) | % | 98 | 70-130 | | 01/11/22 12:03 | |
| Toluene-d8 (S) | % | 98 | 70-130 | | 01/11/22 12:03 | |

LABORATORY CONTROL SAMPLE: 3512888

| Parameter | Units | Spike Conc. | LCS Result | LCS % Rec | % Rec Limits | Qualifiers |
|---|---|---|---|---|---|---|
| 1,1,1,2-Tetrachloroethane | ug/L | 50 | 54.1 | 108 | 60-140 | |
| 1,1,1-Trichloroethane | ug/L | 50 | 47.0 | 94 | 60-140 | |
| 1,1,2,2-Tetrachloroethane | ug/L | 50 | 51.2 | 102 | 60-140 | |
| 1,1,2-Trichloroethane | ug/L | 50 | 52.4 | 105 | 60-140 | |
| 1,1-Dichloroethane | ug/L | 50 | 47.0 | 94 | 60-140 | |
| 1,1-Dichloroethene | ug/L | 50 | 39.9 | 80 | 60-140 | |
| 1,1-Dichloropropene | ug/L | 50 | 45.3 | 91 | 60-140 | |
| 1,2,3-Trichlorobenzene | ug/L | 50 | 61.4 | 123 | 60-140 | |
| 1,2,3-Trichloropropane | ug/L | 50 | 54.6 | 109 | 60-140 | |
| 1,2,4-Trichlorobenzene | ug/L | 50 | 61.0 | 122 | 60-140 | |
| 1,2,4-Trimethylbenzene | ug/L | 50 | 52.6 | 105 | 60-140 | |
| 1,2-Dibromo-3-chloropropane | ug/L | 50 | 61.1 | 122 | 60-140 | |
| 1,2-Dibromoethane (EDB) | ug/L | 50 | 52.8 | 106 | 60-140 | |
| 1,2-Dichlorobenzene | ug/L | 50 | 53.4 | 107 | 60-140 | |
| 1,2-Dichloroethane | ug/L | 50 | 45.2 | 90 | 60-140 | |
| 1,2-Dichloropropane | ug/L | 50 | 50.4 | 101 | 60-140 | |
| 1,3,5-Trimethylbenzene | ug/L | 50 | 52.1 | 104 | 60-140 | |

**Results presented on this page are in the units indicated by the "Units" column except where an alternate unit is presented to the right of the result.**

## REPORT OF LABORATORY ANALYSIS

This report shall not be reproduced, except in full,
without the written consent of Pace Analytical Services, LLC.

Pace Analytical Services, LLC
9800 Kincey Ave. Suite 100
Huntersville, NC 28078
(704)875-9092

## QUALITY CONTROL DATA

Project: CPC HUNTERSVILLE
Pace Project No.: 92583209

LABORATORY CONTROL SAMPLE: 3512888

| Parameter | Units | Spike Conc. | LCS Result | LCS % Rec | % Rec Limits | Qualifiers |
|---|---|---|---|---|---|---|
| 1,3-Dichlorobenzene | ug/L | 50 | 51.7 | 103 | 60-140 | |
| 1,3-Dichloropropane | ug/L | 50 | 49.3 | 99 | 60-140 | |
| 1,4-Dichlorobenzene | ug/L | 50 | 50.7 | 101 | 60-140 | |
| 2,2-Dichloropropane | ug/L | 50 | 47.0 | 94 | 60-140 | |
| 2-Chlorotoluene | ug/L | 50 | 49.5 | 99 | 60-140 | |
| 4-Chlorotoluene | ug/L | 50 | 49.5 | 99 | 60-140 | |
| Benzene | ug/L | 50 | 47.5 | 95 | 60-140 | |
| Bromobenzene | ug/L | 50 | 53.5 | 107 | 60-140 | |
| Bromochloromethane | ug/L | 50 | 51.2 | 102 | 60-140 | |
| Bromodichloromethane | ug/L | 50 | 51.7 | 103 | 60-140 | |
| Bromoform | ug/L | 50 | 60.6 | 121 | 60-140 | |
| Bromomethane | ug/L | 50 | 32.8 | 66 | 60-140 | |
| Carbon tetrachloride | ug/L | 50 | 49.7 | 99 | 60-140 | |
| Chlorobenzene | ug/L | 50 | 49.3 | 99 | 60-140 | |
| Chloroethane | ug/L | 50 | 40.3 | 81 | 60-140 | |
| Chloroform | ug/L | 50 | 45.7 | 91 | 60-140 | |
| Chloromethane | ug/L | 50 | 43.6 | 87 | 60-140 | |
| cis-1,2-Dichloroethene | ug/L | 50 | 47.6 | 95 | 60-140 | |
| cis-1,3-Dichloropropene | ug/L | 50 | 53.8 | 108 | 60-140 | |
| Dibromochloromethane | ug/L | 50 | 56.9 | 114 | 60-140 | |
| Dibromomethane | ug/L | 50 | 57.3 | 115 | 60-140 | |
| Dichlorodifluoromethane | ug/L | 50 | 41.5 | 83 | 60-140 | |
| Diisopropyl ether | ug/L | 50 | 47.4 | 95 | 60-140 | |
| Ethylbenzene | ug/L | 50 | 48.7 | 97 | 60-140 | |
| Hexachloro-1,3-butadiene | ug/L | 50 | 58.5 | 117 | 60-140 | |
| Isopropylbenzene (Cumene) | ug/L | 50 | 53.1 | 106 | 60-140 | |
| m&p-Xylene | ug/L | 100 | 99.4 | 99 | 60-140 | |
| Methyl-tert-butyl ether | ug/L | 50 | 46.5 | 93 | 60-140 | |
| Methylene Chloride | ug/L | 50 | 48.7 | 97 | 60-140 | |
| n-Butylbenzene | ug/L | 50 | 53.3 | 107 | 60-140 | |
| n-Propylbenzene | ug/L | 50 | 50.4 | 101 | 60-140 | |
| Naphthalene | ug/L | 50 | 61.1 | 122 | 60-140 | |
| o-Xylene | ug/L | 50 | 52.0 | 104 | 60-140 | |
| sec-Butylbenzene | ug/L | 50 | 51.1 | 102 | 60-140 | |
| Styrene | ug/L | 50 | 54.1 | 108 | 60-140 | |
| tert-Butylbenzene | ug/L | 50 | 43.4 | 87 | 60-140 | |
| Tetrachloroethene | ug/L | 50 | 55.3 | 111 | 60-140 | |
| Toluene | ug/L | 50 | 47.9 | 96 | 60-140 | |
| trans-1,2-Dichloroethene | ug/L | 50 | 47.9 | 96 | 60-140 | |
| trans-1,3-Dichloropropene | ug/L | 50 | 54.6 | 109 | 60-140 | |
| Trichloroethene | ug/L | 50 | 50.4 | 101 | 60-140 | |
| Trichlorofluoromethane | ug/L | 50 | 37.2 | 74 | 60-140 | |
| Vinyl chloride | ug/L | 50 | 45.3 | 91 | 60-140 | |
| 1,2-Dichloroethane-d4 (S) | % | | | 93 | 70-130 | |
| 4-Bromofluorobenzene (S) | % | | | 98 | 70-130 | |
| Toluene-d8 (S) | % | | | 99 | 70-130 | |

**Results presented on this page are in the units indicated by the "Units" column except where an alternate unit is presented to the right of the result.**

## REPORT OF LABORATORY ANALYSIS

This report shall not be reproduced, except in full,
without the written consent of Pace Analytical Services, LLC.

Pace Analytical Services, LLC
9800 Kincey Ave. Suite 100
Huntersville, NC 28078
(704)875-9092

## QUALITY CONTROL DATA

Project: CPC HUNTERSVILLE
Pace Project No.: 92583209

MATRIX SPIKE & MATRIX SPIKE DUPLICATE: 3512890 3512891

| Parameter | Units | 92581087006 Result | MS Spike Conc. | MSD Spike Conc. | MS Result | MSD Result | MS % Rec | MSD % Rec | % Rec Limits | RPD | Max RPD | Qual |
|---|---|---|---|---|---|---|---|---|---|---|---|---|
| 1,1,1,2-Tetrachloroethane | ug/L | <77.8 | 5000 | 5000 | 5800 | 5960 | 116 | 119 | 60-140 | 3 | 30 | |
| 1,1,1-Trichloroethane | ug/L | <83.0 | 5000 | 5000 | 4660 | 4750 | 93 | 95 | 60-140 | 2 | 30 | |
| 1,1,2,2-Tetrachloroethane | ug/L | <56.2 | 5000 | 5000 | 5520 | 5510 | 110 | 110 | 60-140 | 0 | 30 | |
| 1,1,2-Trichloroethane | ug/L | <81.2 | 5000 | 5000 | 5480 | 5480 | 110 | 110 | 60-140 | 0 | 30 | |
| 1,1-Dichloroethane | ug/L | <91.8 | 5000 | 5000 | 4510 | 4630 | 90 | 93 | 60-140 | 2 | 30 | |
| 1,1-Dichloroethene | ug/L | <87.0 | 5000 | 5000 | 3530 | 3510 | 71 | 70 | 60-140 | 1 | 30 | |
| 1,1-Dichloropropene | ug/L | <107 | 5000 | 5000 | 4520 | 4550 | 90 | 91 | 60-140 | 1 | 30 | |
| 1,2,3-Trichlorobenzene | ug/L | <202 | 5000 | 5000 | 5840 | 6030 | 117 | 121 | 60-140 | 3 | 30 | |
| 1,2,3-Trichloropropane | ug/L | <65.2 | 5000 | 5000 | 5900 | 5680 | 118 | 114 | 60-140 | 4 | 30 | |
| 1,2,4-Trichlorobenzene | ug/L | <160 | 5000 | 5000 | 5910 | 5950 | 118 | 119 | 60-140 | 1 | 30 | |
| 1,2,4-Trimethylbenzene | ug/L | 559 | 5000 | 5000 | 6180 | 6330 | 112 | 116 | 60-140 | 3 | 30 | |
| 1,2-Dibromo-3-chloropropane | ug/L | <85.0 | 5000 | 5000 | 6260 | 5980 | 125 | 120 | 60-140 | 4 | 30 | |
| 1,2-Dibromoethane (EDB) | ug/L | <68.0 | 5000 | 5000 | 5470 | 5580 | 109 | 112 | 60-140 | 2 | 30 | |
| 1,2-Dichlorobenzene | ug/L | <84.8 | 5000 | 5000 | 5520 | 5590 | 110 | 112 | 60-140 | 1 | 30 | |
| 1,2-Dichloroethane | ug/L | <80.5 | 5000 | 5000 | 4730 | 4770 | 95 | 95 | 60-140 | 1 | 30 | |
| 1,2-Dichloropropane | ug/L | <88.8 | 5000 | 5000 | 5200 | 5140 | 104 | 103 | 60-140 | 1 | 30 | |
| 1,3,5-Trimethylbenzene | ug/L | 116J | 5000 | 5000 | 5720 | 5750 | 112 | 113 | 60-140 | 1 | 30 | |
| 1,3-Dichlorobenzene | ug/L | <85.0 | 5000 | 5000 | 5530 | 5630 | 111 | 113 | 60-140 | 2 | 30 | |
| 1,3-Dichloropropane | ug/L | <71.0 | 5000 | 5000 | 5240 | 5240 | 105 | 105 | 60-140 | 0 | 30 | |
| 1,4-Dichlorobenzene | ug/L | <83.2 | 5000 | 5000 | 5370 | 5470 | 107 | 109 | 60-140 | 2 | 30 | |
| 2,2-Dichloropropane | ug/L | <97.0 | 5000 | 5000 | 3760 | 3810 | 75 | 76 | 60-140 | 1 | 30 | |
| 2-Chlorotoluene | ug/L | <80.2 | 5000 | 5000 | 5360 | 5550 | 107 | 111 | 60-140 | 4 | 30 | |
| 4-Chlorotoluene | ug/L | <81.0 | 5000 | 5000 | 5300 | 5360 | 106 | 107 | 60-140 | 1 | 30 | |
| Benzene | ug/L | 11300 | 5000 | 5000 | 17000 | 16200 | 114 | 98 | 60-140 | 5 | 30 | |
| Bromobenzene | ug/L | <72.5 | 5000 | 5000 | 5810 | 5860 | 116 | 117 | 60-140 | 1 | 30 | |
| Bromochloromethane | ug/L | <117 | 5000 | 5000 | 5240 | 5310 | 105 | 106 | 60-140 | 2 | 30 | |
| Bromodichloromethane | ug/L | <76.8 | 5000 | 5000 | 5360 | 5400 | 107 | 108 | 60-140 | 1 | 30 | |
| Bromoform | ug/L | <85.2 | 5000 | 5000 | 6170 | 6180 | 123 | 124 | 60-140 | 0 | 30 | |
| Bromomethane | ug/L | <415 | 5000 | 5000 | 2410 | 2590 | 48 | 52 | 60-140 | 7 | 30 | M1 |
| Carbon tetrachloride | ug/L | <83.2 | 5000 | 5000 | 5050 | 5030 | 101 | 101 | 60-140 | 0 | 30 | |
| Chlorobenzene | ug/L | <71.0 | 5000 | 5000 | 5370 | 5500 | 107 | 110 | 60-140 | 2 | 30 | |
| Chloroethane | ug/L | <162 | 5000 | 5000 | 3440 | 3480 | 69 | 70 | 60-140 | 1 | 30 | |
| Chloroform | ug/L | <88.2 | 5000 | 5000 | 4510 | 4840 | 90 | 97 | 60-140 | 7 | 30 | |
| Chloromethane | ug/L | <135 | 5000 | 5000 | 2520 | 2570 | 50 | 51 | 60-140 | 2 | 30 | M1 |
| cis-1,2-Dichloroethene | ug/L | <96.0 | 5000 | 5000 | 4670 | 4750 | 93 | 95 | 60-140 | 2 | 30 | |
| cis-1,3-Dichloropropene | ug/L | <91.2 | 5000 | 5000 | 5210 | 5250 | 104 | 105 | 60-140 | 1 | 30 | |
| Dibromochloromethane | ug/L | <89.8 | 5000 | 5000 | 5750 | 5880 | 115 | 118 | 60-140 | 2 | 30 | |
| Dibromomethane | ug/L | <98.5 | 5000 | 5000 | 5710 | 5790 | 114 | 116 | 60-140 | 1 | 30 | |
| Dichlorodifluoromethane | ug/L | <86.5 | 5000 | 5000 | 1290 | 1350 | 26 | 27 | 60-140 | 4 | 30 | M1 |
| Diisopropyl ether | ug/L | <77.0 | 5000 | 5000 | 4700 | 4700 | 93 | 93 | 60-140 | 0 | 30 | |
| Ethylbenzene | ug/L | 1050 | 5000 | 5000 | 6500 | 6550 | 109 | 110 | 60-140 | 1 | 30 | |
| Hexachloro-1,3-butadiene | ug/L | <382 | 5000 | 5000 | 5920 | 6320 | 118 | 126 | 60-140 | 7 | 30 | |
| Isopropylbenzene (Cumene) | ug/L | <83.2 | 5000 | 5000 | 5810 | 5950 | 116 | 119 | 60-140 | 2 | 30 | |
| m&p-Xylene | ug/L | 2860 | 10000 | 10000 | 14200 | 14200 | 114 | 114 | 60-140 | 0 | 30 | |

**Results presented on this page are in the units indicated by the "Units" column except where an alternate unit is presented to the right of the result.**

## REPORT OF LABORATORY ANALYSIS

This report shall not be reproduced, except in full,
without the written consent of Pace Analytical Services, LLC.

**Pace Analytical Services, LLC**
9800 Kincey Ave. Suite 100
Huntersville, NC 28078
(704)875-9092

## QUALITY CONTROL DATA

Project: CPC HUNTERSVILLE
Pace Project No.: 92583209

MATRIX SPIKE & MATRIX SPIKE DUPLICATE: 3512890 3512891

| Parameter | Units | 92581087006 Result | MS Spike Conc. | MSD Spike Conc. | MS Result | MSD Result | MS % Rec | MSD % Rec | % Rec Limits | RPD | Max RPD | Qual |
|---|---|---|---|---|---|---|---|---|---|---|---|---|
| Methyl-tert-butyl ether | ug/L | 18600 | 5000 | 5000 | 23600 | 23100 | 101 | 91 | 60-140 | 2 | 30 | |
| Methylene Chloride | ug/L | <488 | 5000 | 5000 | 4410 | 4410 | 88 | 88 | 60-140 | 0 | 30 | |
| n-Butylbenzene | ug/L | <122 | 5000 | 5000 | 5480 | 5640 | 110 | 113 | 60-140 | 3 | 30 | |
| n-Propylbenzene | ug/L | <85.0 | 5000 | 5000 | 5510 | 5600 | 109 | 111 | 60-140 | 2 | 30 | |
| Naphthalene | ug/L | 393J | 5000 | 5000 | 6170 | 6320 | 116 | 119 | 60-140 | 2 | 30 | |
| o-Xylene | ug/L | 1550 | 5000 | 5000 | 7410 | 7520 | 117 | 119 | 60-140 | 1 | 30 | |
| sec-Butylbenzene | ug/L | <100 | 5000 | 5000 | 5590 | 5660 | 112 | 113 | 60-140 | 1 | 30 | |
| Styrene | ug/L | <73.0 | 5000 | 5000 | 5780 | 5790 | 116 | 116 | 60-140 | 0 | 30 | |
| tert-Butylbenzene | ug/L | <80.8 | 5000 | 5000 | 4770 | 4820 | 95 | 96 | 60-140 | 1 | 30 | |
| Tetrachloroethene | ug/L | <73.0 | 5000 | 5000 | 5710 | 5830 | 114 | 117 | 60-140 | 2 | 30 | |
| Toluene | ug/L | 12600 | 5000 | 5000 | 19000 | 18000 | 129 | 108 | 60-140 | 6 | 30 | |
| trans-1,2-Dichloroethene | ug/L | <99.0 | 5000 | 5000 | 4380 | 4510 | 88 | 90 | 60-140 | 3 | 30 | |
| trans-1,3-Dichloropropene | ug/L | <90.8 | 5000 | 5000 | 5310 | 5290 | 106 | 106 | 60-140 | 0 | 30 | |
| Trichloroethene | ug/L | <95.8 | 5000 | 5000 | 5120 | 5120 | 102 | 102 | 60-140 | 0 | 30 | |
| Trichlorofluoromethane | ug/L | <74.5 | 5000 | 5000 | 2950 | 2940 | 59 | 59 | 60-140 | 0 | 30 | M1 |
| Vinyl chloride | ug/L | <96.5 | 5000 | 5000 | 2800 | 2820 | 56 | 56 | 60-140 | 1 | 30 | M1 |
| 1,2-Dichloroethane-d4 (S) | % | | | | | | 90 | 89 | 70-130 | | | |
| 4-Bromofluorobenzene (S) | % | | | | | | 97 | 100 | 70-130 | | | |
| Toluene-d8 (S) | % | | | | | | 98 | 97 | 70-130 | | | |

**Results presented on this page are in the units indicated by the "Units" column except where an alternate unit is presented to the right of the result.**

## REPORT OF LABORATORY ANALYSIS

This report shall not be reproduced, except in full,
without the written consent of Pace Analytical Services, LLC.

**Pace Analytical Services, LLC**
9800 Kincey Ave. Suite 100
Huntersville, NC 28078
(704)875-9092

# QUALIFIERS

Project: CPC HUNTERSVILLE
Pace Project No.: 92583209

## DEFINITIONS

DF - Dilution Factor, if reported, represents the factor applied to the reported data due to dilution of the sample aliquot.

ND - Not Detected at or above adjusted reporting limit.

TNTC - Too Numerous To Count

J - Estimated concentration above the adjusted method detection limit and below the adjusted reporting limit.

MDL - Adjusted Method Detection Limit.

PQL - Practical Quantitation Limit.

RL - Reporting Limit - The lowest concentration value that meets project requirements for quantitative data with known precision and bias for a specific analyte in a specific matrix.

S - Surrogate

1,2-Diphenylhydrazine decomposes to and cannot be separated from Azobenzene using Method 8270. The result for each analyte is a combined concentration.

Consistent with EPA guidelines, unrounded data are displayed and have been used to calculate % recovery and RPD values.

LCS(D) - Laboratory Control Sample (Duplicate)

MS(D) - Matrix Spike (Duplicate)

DUP - Sample Duplicate

RPD - Relative Percent Difference

NC - Not Calculable.

SG - Silica Gel - Clean-Up

U - Indicates the compound was analyzed for, but not detected.

Acid preservation may not be appropriate for 2 Chloroethylvinyl ether.

A separate vial preserved to a pH of 4-5 is recommended in SW846 Chapter 4 for the analysis of Acrolein and Acrylonitrile by EPA Method 8260.

N-Nitrosodiphenylamine decomposes and cannot be separated from Diphenylamine using Method 8270. The result reported for each analyte is a combined concentration.

Reported results are not rounded until the final step prior to reporting. Therefore, calculated parameters that are typically reported as "Total" may vary slightly from the sum of the reported component parameters.

Pace Analytical is TNI accredited. Contact your Pace PM for the current list of accredited analytes.

TNI - The NELAC Institute.

## ANALYTE QUALIFIERS

| | |
|---|---|
| M1 | Matrix spike recovery exceeded QC limits. Batch accepted based on laboratory control sample (LCS) recovery. |
| N2 | The lab does not hold NELAC/TNI accreditation for this parameter but other accreditations/certifications may apply. A complete list of accreditations/certifications is available upon request. |



This report shall not be reproduced, except in full,
without the written consent of Pace Analytical Services, LLC.

Pace Analytical Services, LLC
9800 Kincey Ave. Suite 100
Huntersville, NC 28078
(704)875-9092

# QUALITY CONTROL DATA CROSS REFERENCE TABLE

Project: CPC HUNTERSVILLE
Pace Project No.: 92583209

| Lab ID | Sample ID | QC Batch Method | QC Batch | Analytical Method | Analytical Batch |
|---|---|---|---|---|---|
| **92583209001** | **MW-56** | MADEP VPH | 674655 | | |
| **92583209002** | **DUP-1-20220105** | MADEP VPH | 674655 | | |
| **92583209003** | **MW-88** | MADEP VPH | 674655 | | |
| **92583209004** | **MW-07D** | MADEP VPH | 674655 | | |
| **92583209005** | **DUP-2-20220105** | MADEP VPH | 674655 | | |
| **92583209006** | **MW-34** | MADEP VPH | 674655 | | |
| **92583209007** | **MW-89** | MADEP VPH | 674655 | | |
| **92583209008** | **MW-57** | MADEP VPH | 674655 | | |
| **92583209009** | **EB-1-20220105** | MADEP VPH | 674655 | | |
| **92583209010** | **MW-33** | MADEP VPH | 674655 | | |
| **92583209011** | **MW-53** | MADEP VPH | 674655 | | |
| **92583209012** | **MW-87** | MADEP VPH | 674655 | | |
| **92583209013** | **MW-97D** | MADEP VPH | 674655 | | |
| **92583209014** | **MW-57D** | MADEP VPH | 674655 | | |
| **92583209015** | **MW-94** | MADEP VPH | 674655 | | |
| **92583209016** | **MW-32** | MADEP VPH | 674664 | | |
| **92583209017** | **EB-2-20220105** | MADEP VPH | 674664 | | |
| **92583209018** | **MW-25** | MADEP VPH | 674664 | | |
| **92583209019** | **MW-43** | MADEP VPH | 674664 | | |
| **92583209020** | **FB-2-20220105** | MADEP VPH | 674664 | | |
| **92583209001** | **MW-56** | EPA 3010A | 670322 | EPA 6020B | 670434 |
| **92583209002** | **DUP-1-20220105** | EPA 3010A | 670322 | EPA 6020B | 670434 |
| **92583209003** | **MW-88** | EPA 3010A | 670322 | EPA 6020B | 670434 |
| **92583209004** | **MW-07D** | EPA 3010A | 670322 | EPA 6020B | 670434 |
| **92583209005** | **DUP-2-20220105** | EPA 3010A | 670322 | EPA 6020B | 670434 |
| **92583209006** | **MW-34** | EPA 3010A | 670322 | EPA 6020B | 670434 |
| **92583209007** | **MW-89** | EPA 3010A | 670322 | EPA 6020B | 670434 |
| **92583209008** | **MW-57** | EPA 3010A | 670322 | EPA 6020B | 670434 |
| **92583209009** | **EB-1-20220105** | EPA 3010A | 670322 | EPA 6020B | 670434 |
| **92583209010** | **MW-33** | EPA 3010A | 670322 | EPA 6020B | 670434 |
| **92583209011** | **MW-53** | EPA 3010A | 670322 | EPA 6020B | 670434 |
| **92583209012** | **MW-87** | EPA 3010A | 670322 | EPA 6020B | 670434 |
| **92583209013** | **MW-97D** | EPA 3010A | 670322 | EPA 6020B | 670434 |
| **92583209014** | **MW-57D** | EPA 3010A | 670322 | EPA 6020B | 670434 |
| **92583209015** | **MW-94** | EPA 3010A | 670322 | EPA 6020B | 670434 |
| **92583209016** | **MW-32** | EPA 3010A | 670322 | EPA 6020B | 670434 |
| **92583209017** | **EB-2-20220105** | EPA 3010A | 670322 | EPA 6020B | 670434 |
| **92583209018** | **MW-25** | EPA 3010A | 670322 | EPA 6020B | 670434 |
| **92583209019** | **MW-43** | EPA 3010A | 670322 | EPA 6020B | 670434 |
| **92583209001** | **MW-56** | SM 6200B | 670906 | | |
| **92583209002** | **DUP-1-20220105** | SM 6200B | 670132 | | |
| **92583209003** | **MW-88** | SM 6200B | 670132 | | |
| **92583209004** | **MW-07D** | SM 6200B | 670132 | | |
| **92583209005** | **DUP-2-20220105** | SM 6200B | 670132 | | |
| **92583209006** | **MW-34** | SM 6200B | 670906 | | |
| **92583209007** | **MW-89** | SM 6200B | 670132 | | |

## REPORT OF LABORATORY ANALYSIS

This report shall not be reproduced, except in full,
without the written consent of Pace Analytical Services, LLC.

**Pace Analytical Services, LLC**
9800 Kincey Ave. Suite 100
Huntersville, NC 28078
(704)875-9092

## QUALITY CONTROL DATA CROSS REFERENCE TABLE

Project: CPC HUNTERSVILLE
Pace Project No.: 92583209

| Lab ID | Sample ID | QC Batch Method | QC Batch | Analytical Method | Analytical Batch |
|---|---|---|---|---|---|
| **92583209008** | **MW-57** | SM 6200B | 670132 | | |
| **92583209009** | **EB-1-20220105** | SM 6200B | 670132 | | |
| **92583209010** | **MW-33** | SM 6200B | 670132 | | |
| **92583209011** | **MW-53** | SM 6200B | 670132 | | |
| **92583209012** | **MW-87** | SM 6200B | 670132 | | |
| **92583209013** | **MW-97D** | SM 6200B | 670132 | | |
| **92583209014** | **MW-57D** | SM 6200B | 670132 | | |
| **92583209015** | **MW-94** | SM 6200B | 670132 | | |
| **92583209016** | **MW-32** | SM 6200B | 670132 | | |
| **92583209017** | **EB-2-20220105** | SM 6200B | 670132 | | |
| **92583209018** | **MW-25** | SM 6200B | 670906 | | |
| **92583209019** | **MW-43** | SM 6200B | 670132 | | |
| **92583209020** | **FB-2-20220105** | SM 6200B | 670132 | | |
| **92583209021** | **TRIP BLANK** | SM 6200B | 670381 | | |



This report shall not be reproduced, except in full,
without the written consent of Pace Analytical Services, LLC.

| Pace Analytical | Document Name: Sample Condition Upon Receipt (SCUR) | Document Revised: November 15, 2021 Page 1 of 2 |
|---|---|---|
| | Document No.: F-CAR-CS-033-Rev.08 | Issuing Authority: Pace Carolinas Quality Office |

**Laboratory receiving samples:**
Asheville ☐ Eden ☐ Greenwood ☐ Huntersville ☑ Raleigh ☐ Mechanicsville ☐ Atlanta ☐ Kernersville ☐

**Sample Condition Upon Receipt**

**Client Name:** AECOM **Project #:**

WO# : 92583209

92583209

92581187

Courier: ☐ Commercial ☐ Fed Ex ☐ Pace ☐ UPS ☐ USPS ☐ Other:____ ☑ Client

**Custody Seal Present?** ☐ Yes ☑ No **Seals Intact?** ☐ Yes ☑ No

**Date/Initials Person Examining Contents:** 2/8 4-6-22

**Packing Material:** ☐ Bubble Wrap ☑ Bubble Bags ☐ None ☐ Other

**Biological Tissue Frozen?** ☐ Yes ☐ No ☑ N/A

**Thermometer:** ☑ IR Gun ID: 92T064

**Type of Ice:** ☑ Wet ☐ Blue ☐ None

**Cooler Temp:** 5,2,3,9 **Correction Factor:** Add/Subtract (°C) 0

Temp should be above freezing to 6°C

☐ Samples out of temp criteria. Samples on ice, cooling process has begun

**Cooler Temp Corrected (°C):** 5,2,3,9

**USDA Regulated Soil** (☑ N/A, water sample)

Did samples originate in a quarantine zone within the United States: CA, NY, or SC (check maps)? ☐ Yes ☐ No

Did samples originate from a foreign source (internationally, including Hawaii and Puerto Rico)? ☐ Yes ☐ No

| | | | | Comments/Discrepancy: |
|---|---|---|---|---|
| Chain of Custody Present? | ☑ Yes | ☐ No | ☐ N/A | 1. |
| Samples Arrived within Hold Time? | ☐ Yes | ☐ No | ☐ N/A | 2. |
| **Short Hold Time Analysis (<72 hr.)?** | ☐ Yes | ☑ No | ☐ N/A | 3. |
| **Rush Turn Around Time Requested?** | ☑ Yes | ☐ No | ☐ N/A | 4. |
| Sufficient Volume? | ☑ Yes | ☐ No | ☐ N/A | 5. |
| Correct Containers Used? | ☑ Yes | ☐ No | ☐ N/A | 6. |
| -Pace Containers Used? | ☐ Yes | ☐ No | ☐ N/A | |
| Containers Intact? | ☐ Yes | ☐ No | ☐ N/A | 7. |
| Dissolved analysis: Samples Field Filtered? | ☐ Yes | ☐ No | ☑ N/A | 8. |
| Sample Labels Match COC? | ☑ Yes | ☐ No | ☐ N/A | 9. |
| -Includes Date/Time/ID/Analysis Matrix: WT | | | | |
| Headspace in VOA Vials (>5-6mm)? | ☐ Yes | ☑ No | ☐ N/A | 10. |
| Trip Blank Present? | ☑ Yes | ☐ No | ☐ N/A | 11. |
| Trip Blank Custody Seals Present? | ☑ Yes | ☐ No | ☐ N/A | |

**COMMENTS/SAMPLE DISCREPANCY**

**Field Data Required?** ☐ Yes ☐ No

Lot ID of split containers:

**CLIENT NOTIFICATION/RESOLUTION**

Person contacted: _____ Date/Time: _____

**Project Manager SCURF Review:** _____ **Date:** _____

**Project Manager SRF Review:** _____ **Date:** _____

| Pace Analytical | Document Name: Sample Condition Upon Receipt (SCUR) | Document Revised: November 15, 2021 Page 2 of 2 |
|---|---|---|
| | Document No.: F-CAR-CS-033-Rev.08 | Issuing Authority: |

**WO# : 92583209**

PM: BV Due Date: 01/10/22

CLIENT: 92-AECOM CHA

***Check mark top half of box if pH and/or dechlorination is verified and within the acceptance range for preservation samples.**

**Project #**

Exceptions: VOA, Coliform, TOC, Oil and Grease, DRO/8015 (water) DOC, LLHg

****Bottom half of box is to list number of bottles**

| Item# | BP4U-125 mL Plastic Unpreserved (N/A) (Cl-) | BP3U-250 mL Plastic Unpreserved (N/A) | BP2U-500 mL Plastic Unpreserved (N/A) | BP1U-1 liter Plastic Unpreserved (N/A) | BP4S-125 mL Plastic H2SO4 (pH < 2) (Cl-) | BP3N-250 mL plastic HNO3 (pH < 2) | BP4Z-125 mL Plastic ZN Acetate & NaOH (>9) | BP4B-125 mL Plastic NaOH (pH > 12) (Cl-) | WGFU-Wide-mouthed Glass jar Unpreserved | AG1U-1 liter Amber Unpreserved (N/A) (Cl-) | AG1H-1 liter Amber HCl (pH < 2) | AG3U-250 mL Amber Unpreserved (N/A) (Cl-) | AG1S-1 liter Amber H2SO4 (pH < 2) | AG3S-250 mL Amber H2SO4 (pH < 2) | AG3A(DG3A)-250 mL Amber NH4Cl (N/A)(Cl-) | DG9H-40 mL VOA HCl (N/A) | VG9T-40 mL VOA Na2S2O3 (N/A) | VG9U-40 mL VOA Unpreserved (N/A) | DG9P-40 mL VOA H3PO4 (N/A) | VOAK (3 vials per kit)-5035 kit (N/A) | V/GK (3 vials per kit)-VPH/Gas kit (N/A) | SP5T-125 mL Sterile Plastic (N/A – lab) | SP2T-250 mL Sterile Plastic (N/A – lab) | | BP3A-250 mL Plastic (NH2)2SO4 (9.3-9.7) | AG0U-100 mL Amber Unpreserved vials (N/A) | VSGU-20 mL Scintillation vials (N/A) | DG9U-40 mL Amber Unpreserved vials (N/A) |
|---|---|---|---|---|---|---|---|---|---|---|---|---|---|---|---|---|---|---|---|---|---|---|---|---|---|---|---|---|---|
| 1 | X | 2 | | | | 2 | 1 | | | | | | | | | 7 | | 3 | 3 | | | | | | | | | | |
| 2 | X | 2 | | | | 2 | 1 | | | | | | | | | 7 | | 3 | 3 | | | | | | | | | | |
| 3 | | | | | | 1 | | | | | | | | | | 7 | | | | | | | | | | | | | |
| 4 | X | 2 | | | | 2 | 1 | | | | | | | | | 7 | | 3 | 3 | | | | | | | | | | |
| 5 | X | 2 | | | | 2 | 1 | | | | | | | | | 7 | | 3 | 3 | | | | | | | | | | |
| 6 | X | 2 | | | | 2 | 1 | | | | | | | | | 7 | | 3 | 3 | | | | | | | | | | |
| 7 | | | | | | 1 | | | | | | | | | | 7 | | | | | | | | | | | | | |
| 8 | | | | | | 1 | | | | | | | | | | 7 | | | | | | | | | | | | | |
| 9 | | | | | | 1 | | | | | | | | | | 7 | | | | | | | | | | | | | |
| 10 | | | | | | 1 | | | | | | | | | | 7 | | | | | | | | | | | | | |
| 11 | X | | | | | 2 | 1 | | | | | | | | | 7 | | 3 | 3 | | | | | | | | | | |
| 12 | | | | | | 1 | | | | | | | | | | 7 | | | | | | | | | | | | | |

## pH Adjustment Log for Preserved Samples

| Sample ID | Type of Preservative | pH upon receipt | Date preservation adjusted | Time preservation adjusted | Amount of Preservative added | Lot # |
|---|---|---|---|---|---|---|
| | | | | | | |
| | | | | | | |
| | | | | | | |

Note: Whenever there is a discrepancy affecting North Carolina compliance samples, a copy of this form will be sent to the North Carolina DEHNR Certification Office (i.e. Out of hold, incorrect preservative, out of temp, incorrect containers.

| Pace Analytical | Document Name: Sample Condition Upon Receipt (SCUR) | Document Revised: November 15, 2021 Page 2 of 2 |
|---|---|---|
| | Document No.: F-CAR-CS-033-Rev.08 | Issuing Authority: |

WO#: 92583209
PM: BV Due Date: 01/10/22
CLIENT: 92-AECOM CHA

***Check mark top half of box if pH and/or dechlorination is verified and within the acceptance range for preservation samples.**

Project #

Exceptions: VOA, Coliform, TOC, Oil and Grease, DRO/8015 (water) DOC, LLHg

****Bottom half of box is to list number of bottles**

| Item# | BP4U-125 mL Plastic Unpreserved (N/A) (Cl-) | BP3U-250 mL Plastic Unpreserved (N/A) | BP2U-500 mL Plastic Unpreserved (N/A) | BP1U-1 liter Plastic Unpreserved (N/A) | BP4S-125 mL Plastic H2SO4 (pH < 2) (Cl-) | BP3N-250 mL plastic HNO3 (pH < 2) | BP4Z-125 mL Plastic ZN Acetate & NaOH (>9) | BP4B-125 mL Plastic NaOH (pH > 12) (Cl-) | WGFU-Wide-mouthed Glass jar Unpreserved | AG1U-1 liter Amber Unpreserved (N/A) (Cl-) | AG1H-1 liter Amber HCl (pH < 2) | AG3U-250 mL Amber Unpreserved (N/A) (Cl-) | AG1S-1 liter Amber H2SO4 (pH < 2) | AG3S-250 mL Amber H2SO4 (pH < 2) | AG3A(DG3A)-250 mL Amber NH4Cl (N/A)(Cl-) | DG9H-40 mL VOA HCl (N/A) | VG9T-40 mL VOA Na2S2O3 (N/A) | VG9U-40 mL VOA Unpreserved (N/A) | DG9P-40 mL VOA H3PO4 (N/A) | VOAK (3 vials per kit)-5035 kit (N/A) | V/GK (3 vials per kit)-VPH/Gas kit (N/A) | SP5T-125 mL Sterile Plastic (N/A – lab) | SP2T-250 mL Sterile Plastic (N/A – lab) | | BP3A-250 mL Plastic (NH2)2SO4 (9.3-9.7) | AG0U-100 mL Amber Unpreserved vials (N/A) | VSGU-20 mL Scintillation vials (N/A) | DG9U-40 mL Amber Unpreserved vials (N/A) |
|---|---|---|---|---|---|---|---|---|---|---|---|---|---|---|---|---|---|---|---|---|---|---|---|---|---|---|---|---|
| 1 | | | | | | 1 | | | | | | | | | | 7 | | | | | | | | | | | | |
| 2 | | | | | | 1 | | | | | | | | | | 7 | | | | | | | | | | | | |
| 3 | | | | | | 1 | | | | | | | | | | 7 | | | | | | | | | | | | |
| 4 | | | | | | 1 | | | | | | | | | | 7 | | | | | | | | | | | | |
| 5 | | | | | | 1 | | | | | | | | | | 7 | | | | | | | | | | | | |
| 6 | 1 | 2 | | | | 2 | 1 | | | | | | | | | 7 | | 3 | 3 | | | | | | | | | |
| 7 | | | | | | 1 | | | | | | | | | | 7 | | | | | | | | | | | | |
| 8 | | | | | | | | | | | | | | | | 7 | | | | | | | | | | | | |
| 9 | | | | | | | | | | | | | | | | 4 | | | | | | | | | | | | |
| 10 | | | | | | | | | | | | | | | | | | | | | | | | | | | | |
| 11 | | | | | | | | | | | | | | | | | | | | | | | | | | | | |
| 12 | | | | | | | | | | | | | | | | | | | | | | | | | | | | |

**pH Adjustment Log for Preserved Samples**

| Sample ID | Type of Preservative | pH upon receipt | Date preservation adjusted | Time preservation adjusted | Amount of Preservative added | Lot # |
|---|---|---|---|---|---|---|
| | | | | | | |
| | | | | | | |
| | | | | | | |

Note: Whenever there is a discrepancy affecting North Carolina compliance samples, a copy of this form will be sent to the North Carolina DEHNR Certification Office (i.e. Out of hold, incorrect preservative, out of temp, incorrect containers.

Yellow

Pace Analytical
WWW.PACELABS.COM

# CHAIN-OF-CUSTODY / Analytical Request Document

The Chain-of-Custody is a LEGAL DOCUMENT. All relevant fields must be completed accurately.

Submitting a sample via this chain of custody constitutes acknowledgment and acceptance of the Pace Terms and Conditions found at https://info.pacelabs.com/hubfs/pas-standard-terms.pdf.

Page : 1 Of 2

| Section A Required Client Information: | Section B Required Project Information: | Section C Invoice Information: |
|---|---|---|
| Company: AECOM | Report To: Andrew Wreschnig | Attention: |
| Address: 6000 Fairview Road | Copy To: | Company Name: |
| Suite 200, Charlotte, NC 28210 | | Address: |
| Email: andrew.wreschnig@aecom.com | Purchase Order #: | Pace Quote: |
| Phone: (704)522-0330 Fax: | Project Name: CPC MNA Sampling | Pace Project Manager: bonnie.vang@pacelabs.com, |
| Requested Due Date: | Project #: | Pace Profile #: 12518-5 |

| Regulatory Agency |
|---|
| |
| State / Location |
| NC |

MATRIX CODE: Drinking Water DW, Water WT, Waste Water WW, Product P, Soil/Solid SL, Oil OL, Wipe WP, Air AR, Other OT, Tissue TS

| ITEM # | SAMPLE ID (One Character per box. (A-Z, 0-9 / , -) Sample Ids must be unique) | MATRIX CODE (see valid codes to left) | SAMPLE TYPE (G=GRAB C=COMP) | COLLECTED START DATE | COLLECTED START TIME | COLLECTED END DATE | COLLECTED END TIME | SAMPLE TEMP AT COLLECTION | # OF CONTAINERS | Unpreserved | H2SO4 | HNO3 | HCl | NaOH | Na2S2O3 | Methanol | Other | Analyses Test Y/N | Alkalinity | Dissolved 6010-Fe | RSK-MEE | 353.2 NO2NO3 (48 hr hold t | 300.0-SO4 | Sulfide | TOC | 6200 | VPH | Lead Total | | | Residual Chlorine (Y/N) | 92583209 | |
|---|---|---|---|---|---|---|---|---|---|---|---|---|---|---|---|---|---|---|---|---|---|---|---|---|---|---|---|---|---|---|---|---|
| 1 | MW-56 | WT | G | 1/5/22 | 1025 | | | | 19 | X | | X | X | X | | | X | | X | X | X | X | X | X | X | X | X | X | | | MNA 48-hr hold | 001 |
| 2 | DUP-1-20220105 | | | | 1030 | | | | 19 | X | | X | X | X | | | X | | X | X | X | X | X | X | X | X | X | X | | | MNA 48-hr hold | 002 |
| 3 | MW-88 | | | | 1110 | | | | 8 | | | X | X | | | | | | | | | | | | | X | X | X | | | 003 | |
| 4 | MW-07D | | | | 1115 | | | | 19 | X | | X | X | X | | | X | | X | X | X | X | X | X | X | X | X | X | | | MNA 48-hr hold | 004 |
| 5 | DUP-2-20220105 | | | | 1030 | | | | 19 | X | | X | X | X | | | X | | X | X | X | X | X | X | X | X | X | X | | | MNA 48-hr hold | 005 |
| 6 | MW-34 | | | | 1025 | | | | 19 | X | | X | X | X | | | X | | | | | | | | | X | X | X | | | MNA 48-hr hold | 006 |
| 7 | MW-89 | | | | 1245 | | | | 8 | | | X | X | | | | | | | | | | | | | | | | | | 007 | |
| 8 | MW-57 | | | | 1225 | | | | | | | | | | | | | | | | | | | | | | | | | | 008 | |
| 9 | EB-1-20220105 | | | | 1200 | | | | | | | | | | | | | | | | | | | | | | | | | | 009 | |
| 10 | MW-33 | | | | 1325 | | | | | | | | | | | | | | | | | | | | | | | | | | 010 | |
| 11 | MW-53 | | | | 1120 | | | 19 | 19 | X | | X | X | X | | | X | | X | X | X | X | X | X | X | X | X | X | | | MNA 48-hr hold | 011 |
| 12 | MW-87 | | | | 1450 | | | 8 | 8 | | | X | X | | | | | | | | | | | | | X | X | X | | | 012 | |

| ADDITIONAL COMMENTS | RELINQUISHED BY / AFFILIATION | DATE | TIME | ACCEPTED BY / AFFILIATION | DATE | TIME | SAMPLE CONDITIONS | | | |
|---|---|---|---|---|---|---|---|---|---|---|
| | Mike de Kozlowski / AECOM | 1/5/22 | 1730 | MD Pace HW | 1-5-22 | 1730 | 5.2 | Y | N | Y |
| | | | | | | | 3.8 | | | |
| | | | | | | | | | | |
| | | | | | | | | | | |
| | | | | | | | TEMP in C | Received on Ice (Y/N) | Custody Sealed Cooler (Y/N) | Samples Intact (Y/N) |

SAMPLER NAME AND SIGNATURE

PRINT Name of SAMPLER: Mike de Kozlowski

SIGNATURE of SAMPLER: Mike de Kozlowski

DATE Signed: 1/5/22

Pace Analytical
WWW.PACELABS.COM

# CHAIN-OF-CUSTODY / Analytical Request Document

The Chain-of-Custody is a LEGAL DOCUMENT. All relevant fields must be completed accurately.

Submitting a sample via this chain of custody constitutes acknowledgment and acceptance of the Pace Terms and Conditions found at https://info.pacelabs.com/hubfs/pas-standard-terms.pdf.



| Section A Required Client Information: | | Section B Required Project Information: | | Section C Invoice Information: | |
|---|---|---|---|---|---|
| Company: | AECOM | Report To: | Andrew Wreschnig | Attention: | |
| Address: | 6000 Fairview Road | Copy To: | | Company Name: | |
| | Suite 200, Charlotte, NC 28210 | | | Address: | |
| Email: | andrew.wreschnig@aecom.com | Purchase Order #: | | Pace Quote: | |
| Phone: | (704)522-0330 Fax | Project Name: | CPC Huntersville 60639876 | Pace Project Manager: | bonnie.vang@pacelabs.com, |
| Requested Due Date: | | Project #: | | Pace Profile #: | 12518-3 |

| Regulatory Agency | State / Location |
|---|---|
| | NC |

MATRIX CODE: Drinking Water DW; Water WT; Waste Water WW; Product P; Soil/Solid SL; Oil OL; Wipe WP; Air AR; Other OT; Tissue TS

| ITEM # | SAMPLE ID (One Character per box. (A-Z, 0-9 / , -) Sample Ids must be unique) | MATRIX CODE (see valid codes to left) | SAMPLE TYPE (G=GRAB C=COMP) | COLLECTED START DATE | COLLECTED START TIME | COLLECTED END DATE | COLLECTED END TIME | SAMPLE TEMP AT COLLECTION | # OF CONTAINERS | Preservatives: Unpreserved | H2SO4 | HNO3 | HCl | NaOH | Na2S2O3 | Methanol | Other | Analyses Test Y/N | Requested Analysis Filtered (Y/N): 6200 | VPH | Lead; Total | Trip BLANK | 2L DI Water | Alkalinity | Dissolved Fe 6010 | RSK-MEE | 353.2 NO3/NO2 (Lab) | 300.0 - SO4 | Sulfide | TOC | Residual Chlorine (Y/N) | 915832209 |
|---|---|---|---|---|---|---|---|---|---|---|---|---|---|---|---|---|---|---|---|---|---|---|---|---|---|---|---|---|---|---|
| 1 | MW-97D | WT | G | 1/5/22 | 1430 | | | | 8 | | | X | X | | | | | | X | X | X | | | X | X | X | X | X | X | 013 |
| 2 | MW-57D | | | | 1510 | | | | | | | | | | | | | | | | | | | | | | | | | 014 |
| 3 | MW-94 | | | | 1440 | | | | | | | | | | | | | | | | | | | | | | | | | 015 |
| 4 | MW-32 | | | | 1530 | | | | | | | | | | | | | | | | | | | | | | | | | 016 |
| 5 | EB-2-20220105 | | | | 1545 | | | | | | | | | | | | | | | | | | | | | | | | | 017 |
| 6 | MW-25 | | | | 1620 | | | | 19 | X | | | | X | | | X | | | X | X | X | | | X | X | X | X | X | MNA 48-hr hold | 018 |
| 7 | MW-43 | | | | 1600 | | | | | | | | | | | | | | | | | | | | | | | | | 019 |
| 8 | FB-2-20220105 | | | | 0900 | | | | | | | | X | | | | | | | | | | | | | | | | | 020 |
| 9 | Trip Blank | - | - | - | - | | | | 4 | | | | X | | | | | | | | | | | X | | | | | | 021 |
| 10 | | | | | | | | | | | | | | | | | | | | | | | | | | | | | | |
| 11 | | | | | | | | | | | | | | | | | | | | | | | | | | | | | | |
| 12 | | | | | | | | | | | | | | | | | | | | | | | | | | | | | | |

| ADDITIONAL COMMENTS | RELINQUISHED BY / AFFILIATION | DATE | TIME | ACCEPTED BY / AFFILIATION | DATE | TIME | SAMPLE CONDITIONS: TEMP in C | Received on Ice (Y/N) | Custody Sealed Cooler (Y/N) | Samples Intact (Y/N) |
|---|---|---|---|---|---|---|---|---|---|---|
| | Mike de Kozlowski / AECOM | 1/5/22 | 1730 | MD A Jon Hw | 1-5-22 | 1730 | 5.2 | Y | N | Y |
| | | | | | | | 3.3 | | | |
| | | | | | | | | | | |
| | | | | | | | | | | |

SAMPLER NAME AND SIGNATURE

PRINT Name of SAMPLER: Mike de Kozlowski

SIGNATURE of SAMPLER: Mike de Kozlowski DATE Signed: 1/5/22

**Pace Analytical Services, LLC**
9800 Kincey Ave. Suite 100
Huntersville, NC 28078
(704)875-9092

December 30, 2021

Andrew Street
Apex Companies - NC
5900 Northwoods Business Pkwy
Suite 5900-0
Charlotte, NC 28269

RE: Project: 2020-L1-2448 Incident
Pace Project No.: 92577750

Dear Andrew Street:

Enclosed are the analytical results for sample(s) received by the laboratory on December 14, 2021. The results relate only to the samples included in this report. Results reported herein conform to the applicable TNI/NELAC Standards and the laboratory's Quality Manual, where applicable, unless otherwise noted in the body of the report.

The test results provided in this final report were generated by each of the following laboratories within the Pace Network:

- Pace Analytical Services - Asheville
- Pace Analytical Services - Charlotte

If you have any questions concerning this report, please feel free to contact me.

Sincerely,

Angela M. Baioni

Angela Baioni
angela.baioni@pacelabs.com
(704)875-9092
Project Manager

Enclosures

cc: J Culbreath, Colonial Pipeline Company
Naomi Fretz, APEX Companies, LLC
Robert Hughes, Colonial Pipeline
Cameron Lee, Montrose-EPS
Jamie Moran, APEX Companies, LLC
Jeff Morrison, Colonial Pipeline Company
Tom Naumann, APEX Companies - NC
Joe Nicolette, Montrose-EPS
Kaitlyn Nootens, Apex Companies
Christopher Schultz, Apex Companies
Matt Teixeira, Apex Companies, LLC
Michael Verdon, Colonial Pipeline Company
JM Wyatt, Colonial Pipeline Company

**REPORT OF LABORATORY ANALYSIS**

This report shall not be reproduced, except in full,
without the written consent of Pace Analytical Services, LLC.

**Pace Analytical Services, LLC**
9800 Kincey Ave.  Suite 100
Huntersville, NC 28078
(704)875-9092

## CERTIFICATIONS

Project: 2020-L1-2448 Incident
Pace Project No.: 92577750

**Pace Analytical Services Charlotte**

South Carolina Laboratory ID: 99006
9800 Kincey Ave. Ste 100, Huntersville, NC 28078
North Carolina Drinking Water Certification #: 37706
North Carolina Field Services Certification #: 5342
North Carolina Wastewater Certification #: 12
South Carolina Laboratory ID: 99006
South Carolina Certification #: 99006001
South Carolina Drinking Water Cert. #: 99006003
Florida/NELAP Certification #: E87627
Kentucky UST Certification #: 84
Louisiana DoH Drinking Water #: LA029
Virginia/VELAP Certification #: 460221

**Pace Analytical Services Asheville**

2225 Riverside Drive, Asheville, NC  28804
Florida/NELAP Certification #: E87648
North Carolina Drinking Water Certification #: 37712
North Carolina Wastewater Certification #: 40
South Carolina Laboratory ID: 99030
South Carolina Certification #: 99030001
Virginia/VELAP Certification #: 460222



This report shall not be reproduced, except in full,
without the written consent of Pace Analytical Services, LLC.

**Pace Analytical Services, LLC**
9800 Kincey Ave. Suite 100
Huntersville, NC 28078
(704)875-9092

## SAMPLE SUMMARY

Project: 2020-L1-2448 Incident
Pace Project No.: 92577750

| Lab ID | Sample ID | Matrix | Date Collected | Date Received |
|---|---|---|---|---|
| **92577750001** | **14401_HC_RD** | Water | 12/14/21 10:20 | 12/14/21 12:09 |



This report shall not be reproduced, except in full,
without the written consent of Pace Analytical Services, LLC.

**Pace Analytical Services, LLC**
9800 Kincey Ave. Suite 100
Huntersville, NC 28078
(704)875-9092

## SAMPLE ANALYTE COUNT

Project: 2020-L1-2448 Incident
Pace Project No.: 92577750

| Lab ID | Sample ID | Method | Analysts | Analytes Reported | Laboratory |
|---|---|---|---|---|---|
| **92577750001** | **14401_HC_RD** | MADEP VPH | MAD | 6 | PASI-C |
| | | EPA 6010D | DS | 1 | PASI-A |
| | | SM 6200B | CL | 64 | PASI-C |

PASI-A = Pace Analytical Services - Asheville
PASI-C = Pace Analytical Services - Charlotte



This report shall not be reproduced, except in full,
without the written consent of Pace Analytical Services, LLC.

Pace Analytical Services, LLC
9800 Kincey Ave. Suite 100
Huntersville, NC 28078
(704)875-9092

## ANALYTICAL RESULTS

Project: 2020-L1-2448 Incident
Pace Project No.: 92577750

**Sample: 14401_HC_RD** **Lab ID: 92577750001** Collected: 12/14/21 10:20 Received: 12/14/21 12:09 Matrix: Water

| Parameters | Results | Units | Report Limit | MDL | DF | Prepared | Analyzed | CAS No. | Qual |
|---|---|---|---|---|---|---|---|---|---|
| **VPH NC Water** | Analytical Method: MADEP VPH<br>Pace Analytical Services - Charlotte | | | | | | | | |
| Total VPH (C5-C12) | ND | ug/L | 50.0 | 50.0 | 1 | | 12/15/21 18:30 | | N2 |
| Aliphatic (C05-C08) | ND | ug/L | 50.0 | 50.0 | 1 | | 12/15/21 18:30 | | N2 |
| Aliphatic(C09-C12) Adjusted | ND | ug/L | 50.0 | 50.0 | 1 | | 12/15/21 18:30 | | N2 |
| Aromatic (C09-C10) | ND | ug/L | 50.0 | 50.0 | 1 | | 12/15/21 18:30 | | N2 |
| ***Surrogates*** | | | | | | | | | |
| 4-Bromofluorobenzene (FID) (S) | 99 | % | 70-130 | | 1 | | 12/15/21 18:30 | 460-00-4 | |
| 4-Bromofluorobenzene (PID) (S) | 95 | % | 70-130 | | 1 | | 12/15/21 18:30 | 460-00-4 | |
| **6010 MET ICP** | Analytical Method: EPA 6010D Preparation Method: EPA 3010A<br>Pace Analytical Services - Asheville | | | | | | | | |
| Lead | **4.6J** | ug/L | 5.0 | 4.5 | 1 | 12/16/21 10:31 | 12/29/21 20:11 | 7439-92-1 | |
| **6200B MSV** | Analytical Method: SM 6200B<br>Pace Analytical Services - Charlotte | | | | | | | | |
| Benzene | ND | ug/L | 0.50 | 0.34 | 1 | | 12/15/21 22:13 | 71-43-2 | |
| Bromobenzene | ND | ug/L | 0.50 | 0.29 | 1 | | 12/15/21 22:13 | 108-86-1 | |
| Bromochloromethane | ND | ug/L | 0.50 | 0.47 | 1 | | 12/15/21 22:13 | 74-97-5 | |
| Bromodichloromethane | ND | ug/L | 0.50 | 0.31 | 1 | | 12/15/21 22:13 | 75-27-4 | |
| Bromoform | ND | ug/L | 0.50 | 0.34 | 1 | | 12/15/21 22:13 | 75-25-2 | |
| Bromomethane | ND | ug/L | 5.0 | 1.7 | 1 | | 12/15/21 22:13 | 74-83-9 | |
| n-Butylbenzene | ND | ug/L | 0.50 | 0.49 | 1 | | 12/15/21 22:13 | 104-51-8 | |
| sec-Butylbenzene | ND | ug/L | 0.50 | 0.40 | 1 | | 12/15/21 22:13 | 135-98-8 | |
| tert-Butylbenzene | ND | ug/L | 0.50 | 0.32 | 1 | | 12/15/21 22:13 | 98-06-6 | |
| Carbon tetrachloride | ND | ug/L | 0.50 | 0.33 | 1 | | 12/15/21 22:13 | 56-23-5 | |
| Chlorobenzene | ND | ug/L | 0.50 | 0.28 | 1 | | 12/15/21 22:13 | 108-90-7 | |
| Chloroethane | ND | ug/L | 1.0 | 0.65 | 1 | | 12/15/21 22:13 | 75-00-3 | |
| Chloroform | ND | ug/L | 0.50 | 0.35 | 1 | | 12/15/21 22:13 | 67-66-3 | |
| Chloromethane | ND | ug/L | 1.0 | 0.54 | 1 | | 12/15/21 22:13 | 74-87-3 | |
| 2-Chlorotoluene | ND | ug/L | 0.50 | 0.32 | 1 | | 12/15/21 22:13 | 95-49-8 | |
| 4-Chlorotoluene | ND | ug/L | 0.50 | 0.32 | 1 | | 12/15/21 22:13 | 106-43-4 | |
| 1,2-Dibromo-3-chloropropane | ND | ug/L | 1.0 | 0.34 | 1 | | 12/15/21 22:13 | 96-12-8 | |
| Dibromochloromethane | ND | ug/L | 0.50 | 0.36 | 1 | | 12/15/21 22:13 | 124-48-1 | |
| 1,2-Dibromoethane (EDB) | ND | ug/L | 0.50 | 0.27 | 1 | | 12/15/21 22:13 | 106-93-4 | |
| Dibromomethane | ND | ug/L | 0.50 | 0.39 | 1 | | 12/15/21 22:13 | 74-95-3 | |
| 1,2-Dichlorobenzene | ND | ug/L | 0.50 | 0.34 | 1 | | 12/15/21 22:13 | 95-50-1 | |
| 1,3-Dichlorobenzene | ND | ug/L | 0.50 | 0.34 | 1 | | 12/15/21 22:13 | 541-73-1 | |
| 1,4-Dichlorobenzene | ND | ug/L | 0.50 | 0.33 | 1 | | 12/15/21 22:13 | 106-46-7 | |
| Dichlorodifluoromethane | ND | ug/L | 0.50 | 0.35 | 1 | | 12/15/21 22:13 | 75-71-8 | |
| 1,1-Dichloroethane | ND | ug/L | 0.50 | 0.37 | 1 | | 12/15/21 22:13 | 75-34-3 | |
| 1,2-Dichloroethane | ND | ug/L | 0.50 | 0.32 | 1 | | 12/15/21 22:13 | 107-06-2 | |
| 1,1-Dichloroethene | ND | ug/L | 0.50 | 0.35 | 1 | | 12/15/21 22:13 | 75-35-4 | |
| cis-1,2-Dichloroethene | ND | ug/L | 0.50 | 0.38 | 1 | | 12/15/21 22:13 | 156-59-2 | |
| trans-1,2-Dichloroethene | ND | ug/L | 0.50 | 0.40 | 1 | | 12/15/21 22:13 | 156-60-5 | |
| 1,2-Dichloropropane | ND | ug/L | 0.50 | 0.36 | 1 | | 12/15/21 22:13 | 78-87-5 | |
| 1,3-Dichloropropane | ND | ug/L | 0.50 | 0.28 | 1 | | 12/15/21 22:13 | 142-28-9 | |

## REPORT OF LABORATORY ANALYSIS

This report shall not be reproduced, except in full,
without the written consent of Pace Analytical Services, LLC.

**Pace Analytical Services, LLC**
9800 Kincey Ave. Suite 100
Huntersville, NC 28078
(704)875-9092

## ANALYTICAL RESULTS

Project: 2020-L1-2448 Incident
Pace Project No.: 92577750

**Sample: 14401_HC_RD** **Lab ID: 92577750001** Collected: 12/14/21 10:20 Received: 12/14/21 12:09 Matrix: Water

| Parameters | Results | Units | Report Limit | MDL | DF | Prepared | Analyzed | CAS No. | Qual |
|---|---|---|---|---|---|---|---|---|---|
| **6200B MSV** | Analytical Method: SM 6200B<br>Pace Analytical Services - Charlotte | | | | | | | | |
| 2,2-Dichloropropane | ND | ug/L | 0.50 | 0.39 | 1 | | 12/15/21 22:13 | 594-20-7 | |
| 1,1-Dichloropropene | ND | ug/L | 0.50 | 0.43 | 1 | | 12/15/21 22:13 | 563-58-6 | |
| cis-1,3-Dichloropropene | ND | ug/L | 0.50 | 0.36 | 1 | | 12/15/21 22:13 | 10061-01-5 | |
| trans-1,3-Dichloropropene | ND | ug/L | 0.50 | 0.36 | 1 | | 12/15/21 22:13 | 10061-02-6 | |
| Diisopropyl ether | ND | ug/L | 0.50 | 0.31 | 1 | | 12/15/21 22:13 | 108-20-3 | |
| Ethanol | ND | ug/L | 200 | 72.2 | 1 | | 12/15/21 22:13 | 64-17-5 | |
| Ethylbenzene | ND | ug/L | 0.50 | 0.30 | 1 | | 12/15/21 22:13 | 100-41-4 | |
| Hexachloro-1,3-butadiene | ND | ug/L | 2.0 | 1.5 | 1 | | 12/15/21 22:13 | 87-68-3 | |
| Isopropylbenzene (Cumene) | ND | ug/L | 0.50 | 0.33 | 1 | | 12/15/21 22:13 | 98-82-8 | |
| Methylene Chloride | ND | ug/L | 2.0 | 2.0 | 1 | | 12/15/21 22:13 | 75-09-2 | |
| Methyl-tert-butyl ether | ND | ug/L | 0.50 | 0.42 | 1 | | 12/15/21 22:13 | 1634-04-4 | |
| Naphthalene | ND | ug/L | 2.0 | 0.64 | 1 | | 12/15/21 22:13 | 91-20-3 | |
| n-Propylbenzene | ND | ug/L | 0.50 | 0.34 | 1 | | 12/15/21 22:13 | 103-65-1 | |
| Styrene | ND | ug/L | 0.50 | 0.29 | 1 | | 12/15/21 22:13 | 100-42-5 | |
| 1,1,1,2-Tetrachloroethane | ND | ug/L | 0.50 | 0.31 | 1 | | 12/15/21 22:13 | 630-20-6 | |
| 1,1,2,2-Tetrachloroethane | ND | ug/L | 0.50 | 0.22 | 1 | | 12/15/21 22:13 | 79-34-5 | |
| Tetrachloroethene | ND | ug/L | 0.50 | 0.29 | 1 | | 12/15/21 22:13 | 127-18-4 | |
| Toluene | ND | ug/L | 0.50 | 0.48 | 1 | | 12/15/21 22:13 | 108-88-3 | |
| 1,2,3-Trichlorobenzene | ND | ug/L | 2.0 | 0.81 | 1 | | 12/15/21 22:13 | 87-61-6 | |
| 1,2,4-Trichlorobenzene | ND | ug/L | 2.0 | 0.64 | 1 | | 12/15/21 22:13 | 120-82-1 | |
| 1,1,1-Trichloroethane | ND | ug/L | 0.50 | 0.33 | 1 | | 12/15/21 22:13 | 71-55-6 | |
| 1,1,2-Trichloroethane | ND | ug/L | 0.50 | 0.32 | 1 | | 12/15/21 22:13 | 79-00-5 | |
| Trichloroethene | ND | ug/L | 0.50 | 0.38 | 1 | | 12/15/21 22:13 | 79-01-6 | |
| Trichlorofluoromethane | ND | ug/L | 1.0 | 0.30 | 1 | | 12/15/21 22:13 | 75-69-4 | |
| 1,2,3-Trichloropropane | ND | ug/L | 0.50 | 0.26 | 1 | | 12/15/21 22:13 | 96-18-4 | |
| 1,2,4-Trimethylbenzene | ND | ug/L | 0.50 | 0.50 | 1 | | 12/15/21 22:13 | 95-63-6 | |
| 1,3,5-Trimethylbenzene | ND | ug/L | 0.50 | 0.33 | 1 | | 12/15/21 22:13 | 108-67-8 | |
| Vinyl chloride | ND | ug/L | 1.0 | 0.39 | 1 | | 12/15/21 22:13 | 75-01-4 | |
| m&p-Xylene | ND | ug/L | 1.0 | 0.71 | 1 | | 12/15/21 22:13 | 179601-23-1 | |
| o-Xylene | ND | ug/L | 0.50 | 0.34 | 1 | | 12/15/21 22:13 | 95-47-6 | |
| ***Surrogates*** | | | | | | | | | |
| 1,2-Dichloroethane-d4 (S) | 103 | % | 70-130 | | 1 | | 12/15/21 22:13 | 17060-07-0 | |
| 4-Bromofluorobenzene (S) | 97 | % | 70-130 | | 1 | | 12/15/21 22:13 | 460-00-4 | |
| Toluene-d8 (S) | 100 | % | 70-130 | | 1 | | 12/15/21 22:13 | 2037-26-5 | |

## REPORT OF LABORATORY ANALYSIS

This report shall not be reproduced, except in full,
without the written consent of Pace Analytical Services, LLC.

**Pace Analytical Services, LLC**
9800 Kincey Ave. Suite 100
Huntersville, NC 28078
(704)875-9092

## QUALITY CONTROL DATA

Project: 2020-L1-2448 Incident
Pace Project No.: 92577750

QC Batch: 666387
QC Batch Method: MADEP VPH
Analysis Method: MADEP VPH
Analysis Description: VPH NC Water
Laboratory: Pace Analytical Services - Charlotte
Associated Lab Samples: 92577750001

METHOD BLANK: 3491425 Matrix: Water
Associated Lab Samples: 92577750001

| Parameter | Units | Blank Result | Reporting Limit | MDL | Analyzed | Qualifiers |
|---|---|---|---|---|---|---|
| Aliphatic (C05-C08) | ug/L | ND | 50.0 | 50.0 | 12/15/21 18:02 | N2 |
| Aromatic (C09-C10) | ug/L | ND | 50.0 | 50.0 | 12/15/21 18:02 | N2 |
| 4-Bromofluorobenzene (FID) (S) | % | 96 | 70-130 | | 12/15/21 18:02 | |
| 4-Bromofluorobenzene (PID) (S) | % | 92 | 70-130 | | 12/15/21 18:02 | |

LABORATORY CONTROL SAMPLE & LCSD: 3491426 3491427

| Parameter | Units | Spike Conc. | LCS Result | LCSD Result | LCS % Rec | LCSD % Rec | % Rec Limits | RPD | Max RPD | Qualifiers |
|---|---|---|---|---|---|---|---|---|---|---|
| Aliphatic (C05-C08) | ug/L | 300 | 281 | 332 | 94 | 111 | 70-130 | 17 | 25 | N2 |
| Aromatic (C09-C10) | ug/L | 100 | 96.0 | 100 | 96 | 100 | 70-130 | 4 | 25 | N2 |
| 4-Bromofluorobenzene (FID) (S) | % | | | | 98 | 96 | 70-130 | | | |
| 4-Bromofluorobenzene (PID) (S) | % | | | | 93 | 92 | 70-130 | | | |

**Results presented on this page are in the units indicated by the "Units" column except where an alternate unit is presented to the right of the result.**

## REPORT OF LABORATORY ANALYSIS

This report shall not be reproduced, except in full,
without the written consent of Pace Analytical Services, LLC.

**Pace Analytical Services, LLC**
9800 Kincey Ave. Suite 100
Huntersville, NC 28078
(704)875-9092

## QUALITY CONTROL DATA

Project: 2020-L1-2448 Incident
Pace Project No.: 92577750

QC Batch: 666479
QC Batch Method: EPA 3010A
Analysis Method: EPA 6010D
Analysis Description: 6010 MET
Laboratory: Pace Analytical Services - Asheville

Associated Lab Samples: 92577750001

METHOD BLANK: 3491750 Matrix: Water
Associated Lab Samples: 92577750001

| Parameter | Units | Blank Result | Reporting Limit | MDL | Analyzed | Qualifiers |
|---|---|---|---|---|---|---|
| Lead | ug/L | ND | 5.0 | 4.5 | 12/29/21 19:29 | |

LABORATORY CONTROL SAMPLE: 3491751

| Parameter | Units | Spike Conc. | LCS Result | LCS % Rec | % Rec Limits | Qualifiers |
|---|---|---|---|---|---|---|
| Lead | ug/L | 500 | 523 | 105 | 80-120 | |

MATRIX SPIKE & MATRIX SPIKE DUPLICATE: 3491752 3491753

| Parameter | Units | 92576294001 Result | MS Spike Conc. | MSD Spike Conc. | MS Result | MSD Result | MS % Rec | MSD % Rec | % Rec Limits | RPD | Max RPD | Qual |
|---|---|---|---|---|---|---|---|---|---|---|---|---|
| Lead | ug/L | 8.9 | 500 | 500 | 550 | 539 | 108 | 106 | 75-125 | 2 | 20 | |

**Results presented on this page are in the units indicated by the "Units" column except where an alternate unit is presented to the right of the result.**

## REPORT OF LABORATORY ANALYSIS

This report shall not be reproduced, except in full,
without the written consent of Pace Analytical Services, LLC.

Pace Analytical Services, LLC
9800 Kincey Ave. Suite 100
Huntersville, NC 28078
(704)875-9092

## QUALITY CONTROL DATA

Project: 2020-L1-2448 Incident
Pace Project No.: 92577750

QC Batch: 666293
QC Batch Method: SM 6200B
Analysis Method: SM 6200B
Analysis Description: 6200B MSV
Laboratory: Pace Analytical Services - Charlotte

Associated Lab Samples: 92577750001

METHOD BLANK: 3490591 Matrix: Water
Associated Lab Samples: 92577750001

| Parameter | Units | Blank Result | Reporting Limit | MDL | Analyzed | Qualifiers |
|---|---|---|---|---|---|---|
| 1,1,1,2-Tetrachloroethane | ug/L | ND | 0.50 | 0.31 | 12/15/21 14:16 | |
| 1,1,1-Trichloroethane | ug/L | ND | 0.50 | 0.33 | 12/15/21 14:16 | |
| 1,1,2,2-Tetrachloroethane | ug/L | ND | 0.50 | 0.22 | 12/15/21 14:16 | |
| 1,1,2-Trichloroethane | ug/L | ND | 0.50 | 0.32 | 12/15/21 14:16 | |
| 1,1-Dichloroethane | ug/L | ND | 0.50 | 0.37 | 12/15/21 14:16 | |
| 1,1-Dichloroethene | ug/L | ND | 0.50 | 0.35 | 12/15/21 14:16 | |
| 1,1-Dichloropropene | ug/L | ND | 0.50 | 0.43 | 12/15/21 14:16 | |
| 1,2,3-Trichlorobenzene | ug/L | ND | 2.0 | 0.81 | 12/15/21 14:16 | |
| 1,2,3-Trichloropropane | ug/L | ND | 0.50 | 0.26 | 12/15/21 14:16 | |
| 1,2,4-Trichlorobenzene | ug/L | ND | 2.0 | 0.64 | 12/15/21 14:16 | |
| 1,2,4-Trimethylbenzene | ug/L | ND | 0.50 | 0.50 | 12/15/21 14:16 | |
| 1,2-Dibromo-3-chloropropane | ug/L | ND | 1.0 | 0.34 | 12/15/21 14:16 | |
| 1,2-Dibromoethane (EDB) | ug/L | ND | 0.50 | 0.27 | 12/15/21 14:16 | |
| 1,2-Dichlorobenzene | ug/L | ND | 0.50 | 0.34 | 12/15/21 14:16 | |
| 1,2-Dichloroethane | ug/L | ND | 0.50 | 0.32 | 12/15/21 14:16 | |
| 1,2-Dichloropropane | ug/L | ND | 0.50 | 0.36 | 12/15/21 14:16 | |
| 1,3,5-Trimethylbenzene | ug/L | ND | 0.50 | 0.33 | 12/15/21 14:16 | |
| 1,3-Dichlorobenzene | ug/L | ND | 0.50 | 0.34 | 12/15/21 14:16 | |
| 1,3-Dichloropropane | ug/L | ND | 0.50 | 0.28 | 12/15/21 14:16 | |
| 1,4-Dichlorobenzene | ug/L | ND | 0.50 | 0.33 | 12/15/21 14:16 | |
| 2,2-Dichloropropane | ug/L | ND | 0.50 | 0.39 | 12/15/21 14:16 | |
| 2-Chlorotoluene | ug/L | ND | 0.50 | 0.32 | 12/15/21 14:16 | |
| 4-Chlorotoluene | ug/L | ND | 0.50 | 0.32 | 12/15/21 14:16 | |
| Benzene | ug/L | ND | 0.50 | 0.34 | 12/15/21 14:16 | |
| Bromobenzene | ug/L | ND | 0.50 | 0.29 | 12/15/21 14:16 | |
| Bromochloromethane | ug/L | ND | 0.50 | 0.47 | 12/15/21 14:16 | |
| Bromodichloromethane | ug/L | ND | 0.50 | 0.31 | 12/15/21 14:16 | |
| Bromoform | ug/L | ND | 0.50 | 0.34 | 12/15/21 14:16 | |
| Bromomethane | ug/L | ND | 5.0 | 1.7 | 12/15/21 14:16 | |
| Carbon tetrachloride | ug/L | ND | 0.50 | 0.33 | 12/15/21 14:16 | |
| Chlorobenzene | ug/L | ND | 0.50 | 0.28 | 12/15/21 14:16 | |
| Chloroethane | ug/L | ND | 1.0 | 0.65 | 12/15/21 14:16 | |
| Chloroform | ug/L | ND | 0.50 | 0.35 | 12/15/21 14:16 | |
| Chloromethane | ug/L | ND | 1.0 | 0.54 | 12/15/21 14:16 | |
| cis-1,2-Dichloroethene | ug/L | ND | 0.50 | 0.38 | 12/15/21 14:16 | |
| cis-1,3-Dichloropropene | ug/L | ND | 0.50 | 0.36 | 12/15/21 14:16 | |
| Dibromochloromethane | ug/L | ND | 0.50 | 0.36 | 12/15/21 14:16 | |
| Dibromomethane | ug/L | ND | 0.50 | 0.39 | 12/15/21 14:16 | |
| Dichlorodifluoromethane | ug/L | ND | 0.50 | 0.35 | 12/15/21 14:16 | |
| Diisopropyl ether | ug/L | ND | 0.50 | 0.31 | 12/15/21 14:16 | |

**Results presented on this page are in the units indicated by the "Units" column except where an alternate unit is presented to the right of the result.**

## REPORT OF LABORATORY ANALYSIS

This report shall not be reproduced, except in full,
without the written consent of Pace Analytical Services, LLC.

Pace Analytical Services, LLC
9800 Kincey Ave. Suite 100
Huntersville, NC 28078
(704)875-9092

## QUALITY CONTROL DATA

Project: 2020-L1-2448 Incident
Pace Project No.: 92577750

METHOD BLANK: 3490591 Matrix: Water
Associated Lab Samples: 92577750001

| Parameter | Units | Blank Result | Reporting Limit | MDL | Analyzed | Qualifiers |
|---|---|---|---|---|---|---|
| Ethanol | ug/L | ND | 200 | 72.2 | 12/15/21 14:16 | |
| Ethylbenzene | ug/L | ND | 0.50 | 0.30 | 12/15/21 14:16 | |
| Hexachloro-1,3-butadiene | ug/L | ND | 2.0 | 1.5 | 12/15/21 14:16 | |
| Isopropylbenzene (Cumene) | ug/L | ND | 0.50 | 0.33 | 12/15/21 14:16 | |
| m&p-Xylene | ug/L | ND | 1.0 | 0.71 | 12/15/21 14:16 | |
| Methyl-tert-butyl ether | ug/L | ND | 0.50 | 0.42 | 12/15/21 14:16 | |
| Methylene Chloride | ug/L | ND | 2.0 | 2.0 | 12/15/21 14:16 | |
| n-Butylbenzene | ug/L | ND | 0.50 | 0.49 | 12/15/21 14:16 | |
| n-Propylbenzene | ug/L | ND | 0.50 | 0.34 | 12/15/21 14:16 | |
| Naphthalene | ug/L | ND | 2.0 | 0.64 | 12/15/21 14:16 | |
| o-Xylene | ug/L | ND | 0.50 | 0.34 | 12/15/21 14:16 | |
| sec-Butylbenzene | ug/L | ND | 0.50 | 0.40 | 12/15/21 14:16 | |
| Styrene | ug/L | ND | 0.50 | 0.29 | 12/15/21 14:16 | |
| tert-Butylbenzene | ug/L | ND | 0.50 | 0.32 | 12/15/21 14:16 | |
| Tetrachloroethene | ug/L | ND | 0.50 | 0.29 | 12/15/21 14:16 | |
| Toluene | ug/L | ND | 0.50 | 0.48 | 12/15/21 14:16 | |
| trans-1,2-Dichloroethene | ug/L | ND | 0.50 | 0.40 | 12/15/21 14:16 | |
| trans-1,3-Dichloropropene | ug/L | ND | 0.50 | 0.36 | 12/15/21 14:16 | |
| Trichloroethene | ug/L | ND | 0.50 | 0.38 | 12/15/21 14:16 | |
| Trichlorofluoromethane | ug/L | ND | 1.0 | 0.30 | 12/15/21 14:16 | |
| Vinyl chloride | ug/L | ND | 1.0 | 0.39 | 12/15/21 14:16 | |
| 1,2-Dichloroethane-d4 (S) | % | 102 | 70-130 | | 12/15/21 14:16 | |
| 4-Bromofluorobenzene (S) | % | 98 | 70-130 | | 12/15/21 14:16 | |
| Toluene-d8 (S) | % | 101 | 70-130 | | 12/15/21 14:16 | |

LABORATORY CONTROL SAMPLE: 3490592

| Parameter | Units | Spike Conc. | LCS Result | LCS % Rec | % Rec Limits | Qualifiers |
|---|---|---|---|---|---|---|
| 1,1,1,2-Tetrachloroethane | ug/L | 50 | 56.0 | 112 | 60-140 | |
| 1,1,1-Trichloroethane | ug/L | 50 | 47.1 | 94 | 60-140 | |
| 1,1,2,2-Tetrachloroethane | ug/L | 50 | 54.8 | 110 | 60-140 | |
| 1,1,2-Trichloroethane | ug/L | 50 | 51.0 | 102 | 60-140 | |
| 1,1-Dichloroethane | ug/L | 50 | 47.0 | 94 | 60-140 | |
| 1,1-Dichloroethene | ug/L | 50 | 44.3 | 89 | 60-140 | |
| 1,1-Dichloropropene | ug/L | 50 | 45.7 | 91 | 60-140 | |
| 1,2,3-Trichlorobenzene | ug/L | 50 | 55.3 | 111 | 60-140 | |
| 1,2,3-Trichloropropane | ug/L | 50 | 56.7 | 113 | 60-140 | |
| 1,2,4-Trichlorobenzene | ug/L | 50 | 56.4 | 113 | 60-140 | |
| 1,2,4-Trimethylbenzene | ug/L | 50 | 55.0 | 110 | 60-140 | |
| 1,2-Dibromo-3-chloropropane | ug/L | 50 | 58.0 | 116 | 60-140 | |
| 1,2-Dibromoethane (EDB) | ug/L | 50 | 53.1 | 106 | 60-140 | |
| 1,2-Dichlorobenzene | ug/L | 50 | 53.0 | 106 | 60-140 | |
| 1,2-Dichloroethane | ug/L | 50 | 46.2 | 92 | 60-140 | |
| 1,2-Dichloropropane | ug/L | 50 | 51.0 | 102 | 60-140 | |

**Results presented on this page are in the units indicated by the "Units" column except where an alternate unit is presented to the right of the result.**

## REPORT OF LABORATORY ANALYSIS

This report shall not be reproduced, except in full,
without the written consent of Pace Analytical Services, LLC.

**Pace Analytical Services, LLC**
9800 Kincey Ave. Suite 100
Huntersville, NC 28078
(704)875-9092

## QUALITY CONTROL DATA

Project: 2020-L1-2448 Incident
Pace Project No.: 92577750

LABORATORY CONTROL SAMPLE: 3490592

| Parameter | Units | Spike Conc. | LCS Result | LCS % Rec | % Rec Limits | Qualifiers |
|---|---|---|---|---|---|---|
| 1,3,5-Trimethylbenzene | ug/L | 50 | 54.6 | 109 | 60-140 | |
| 1,3-Dichlorobenzene | ug/L | 50 | 52.1 | 104 | 60-140 | |
| 1,3-Dichloropropane | ug/L | 50 | 51.6 | 103 | 60-140 | |
| 1,4-Dichlorobenzene | ug/L | 50 | 52.3 | 105 | 60-140 | |
| 2,2-Dichloropropane | ug/L | 50 | 47.1 | 94 | 60-140 | |
| 2-Chlorotoluene | ug/L | 50 | 52.1 | 104 | 60-140 | |
| 4-Chlorotoluene | ug/L | 50 | 51.6 | 103 | 60-140 | |
| Benzene | ug/L | 50 | 47.6 | 95 | 60-140 | |
| Bromobenzene | ug/L | 50 | 54.2 | 108 | 60-140 | |
| Bromochloromethane | ug/L | 50 | 51.9 | 104 | 60-140 | |
| Bromodichloromethane | ug/L | 50 | 50.8 | 102 | 60-140 | |
| Bromoform | ug/L | 50 | 58.0 | 116 | 60-140 | |
| Bromomethane | ug/L | 50 | 47.2 | 94 | 60-140 | |
| Carbon tetrachloride | ug/L | 50 | 50.6 | 101 | 60-140 | |
| Chlorobenzene | ug/L | 50 | 51.6 | 103 | 60-140 | |
| Chloroethane | ug/L | 50 | 57.7 | 115 | 60-140 | |
| Chloroform | ug/L | 50 | 47.0 | 94 | 60-140 | |
| Chloromethane | ug/L | 50 | 42.0 | 84 | 60-140 | |
| cis-1,2-Dichloroethene | ug/L | 50 | 47.4 | 95 | 60-140 | |
| cis-1,3-Dichloropropene | ug/L | 50 | 53.0 | 106 | 60-140 | |
| Dibromochloromethane | ug/L | 50 | 55.1 | 110 | 60-140 | |
| Dibromomethane | ug/L | 50 | 52.6 | 105 | 60-140 | |
| Dichlorodifluoromethane | ug/L | 50 | 43.8 | 88 | 60-140 | |
| Diisopropyl ether | ug/L | 50 | 47.0 | 94 | 60-140 | |
| Ethanol | ug/L | 2000 | 2020 | 101 | 60-140 | |
| Ethylbenzene | ug/L | 50 | 51.7 | 103 | 60-140 | |
| Hexachloro-1,3-butadiene | ug/L | 50 | 56.6 | 113 | 60-140 | |
| Isopropylbenzene (Cumene) | ug/L | 50 | 56.0 | 112 | 60-140 | |
| m&p-Xylene | ug/L | 100 | 109 | 109 | 60-140 | |
| Methyl-tert-butyl ether | ug/L | 50 | 46.4 | 93 | 60-140 | |
| Methylene Chloride | ug/L | 50 | 51.0 | 102 | 60-140 | |
| n-Butylbenzene | ug/L | 50 | 55.5 | 111 | 60-140 | |
| n-Propylbenzene | ug/L | 50 | 53.0 | 106 | 60-140 | |
| Naphthalene | ug/L | 50 | 54.7 | 109 | 60-140 | |
| o-Xylene | ug/L | 50 | 55.4 | 111 | 60-140 | |
| sec-Butylbenzene | ug/L | 50 | 53.4 | 107 | 60-140 | |
| Styrene | ug/L | 50 | 55.3 | 111 | 60-140 | |
| tert-Butylbenzene | ug/L | 50 | 44.2 | 88 | 60-140 | |
| Tetrachloroethene | ug/L | 50 | 53.1 | 106 | 60-140 | |
| Toluene | ug/L | 50 | 50.0 | 100 | 60-140 | |
| trans-1,2-Dichloroethene | ug/L | 50 | 47.5 | 95 | 60-140 | |
| trans-1,3-Dichloropropene | ug/L | 50 | 53.7 | 107 | 60-140 | |
| Trichloroethene | ug/L | 50 | 48.6 | 97 | 60-140 | |
| Trichlorofluoromethane | ug/L | 50 | 53.6 | 107 | 60-140 | |
| Vinyl chloride | ug/L | 50 | 44.8 | 90 | 60-140 | |
| 1,2-Dichloroethane-d4 (S) | % | | | 96 | 70-130 | |
| 4-Bromofluorobenzene (S) | % | | | 101 | 70-130 | |

**Results presented on this page are in the units indicated by the "Units" column except where an alternate unit is presented to the right of the result.**

## REPORT OF LABORATORY ANALYSIS

This report shall not be reproduced, except in full,
without the written consent of Pace Analytical Services, LLC.

**Pace Analytical Services, LLC**
9800 Kincey Ave. Suite 100
Huntersville, NC 28078
(704)875-9092

## QUALITY CONTROL DATA

Project: 2020-L1-2448 Incident
Pace Project No.: 92577750

LABORATORY CONTROL SAMPLE: 3490592

| Parameter | Units | Spike Conc. | LCS Result | LCS % Rec | % Rec Limits | Qualifiers |
|---|---|---|---|---|---|---|
| Toluene-d8 (S) | % | | | 98 | 70-130 | |

MATRIX SPIKE & MATRIX SPIKE DUPLICATE: 3490593 3490594

| Parameter | Units | 92576844005 Result | MS Spike Conc. | MSD Spike Conc. | MS Result | MSD Result | MS % Rec | MSD % Rec | % Rec Limits | RPD | Max RPD | Qual |
|---|---|---|---|---|---|---|---|---|---|---|---|---|
| 1,1,1,2-Tetrachloroethane | ug/L | <15.6 | 1000 | 1000 | 1160 | 1150 | 116 | 115 | 60-140 | 0 | 30 | |
| 1,1,1-Trichloroethane | ug/L | <16.6 | 1000 | 1000 | 1070 | 1080 | 107 | 108 | 60-140 | 2 | 30 | |
| 1,1,2,2-Tetrachloroethane | ug/L | <11.2 | 1000 | 1000 | 1160 | 1140 | 116 | 114 | 60-140 | 2 | 30 | |
| 1,1,2-Trichloroethane | ug/L | <16.2 | 1000 | 1000 | 1100 | 1130 | 110 | 113 | 60-140 | 2 | 30 | |
| 1,1-Dichloroethane | ug/L | <18.4 | 1000 | 1000 | 1070 | 1070 | 107 | 107 | 60-140 | 0 | 30 | |
| 1,1-Dichloroethene | ug/L | <17.4 | 1000 | 1000 | 1010 | 1020 | 101 | 102 | 60-140 | 1 | 30 | |
| 1,1-Dichloropropene | ug/L | <21.4 | 1000 | 1000 | 1060 | 1060 | 106 | 106 | 60-140 | 0 | 30 | |
| 1,2,3-Trichlorobenzene | ug/L | <40.3 | 1000 | 1000 | 1100 | 1140 | 110 | 114 | 60-140 | 3 | 30 | |
| 1,2,3-Trichloropropane | ug/L | <13.0 | 1000 | 1000 | 1040 | 1030 | 104 | 103 | 60-140 | 1 | 30 | |
| 1,2,4-Trichlorobenzene | ug/L | <32.0 | 1000 | 1000 | 1150 | 1150 | 115 | 115 | 60-140 | 0 | 30 | |
| 1,2,4-Trimethylbenzene | ug/L | 2800 | 1000 | 1000 | 4070 | 3960 | 127 | 116 | 60-140 | 3 | 30 | |
| 1,2-Dibromo-3-chloropropane | ug/L | <17.0 | 1000 | 1000 | 1120 | 1140 | 112 | 114 | 60-140 | 2 | 30 | |
| 1,2-Dibromoethane (EDB) | ug/L | <13.6 | 1000 | 1000 | 1090 | 1080 | 109 | 108 | 60-140 | 1 | 30 | |
| 1,2-Dichlorobenzene | ug/L | <17.0 | 1000 | 1000 | 1110 | 1140 | 111 | 114 | 60-140 | 2 | 30 | |
| 1,2-Dichloroethane | ug/L | <16.1 | 1000 | 1000 | 1030 | 1040 | 103 | 104 | 60-140 | 1 | 30 | |
| 1,2-Dichloropropane | ug/L | <17.8 | 1000 | 1000 | 1100 | 1110 | 110 | 111 | 60-140 | 0 | 30 | |
| 1,3,5-Trimethylbenzene | ug/L | 526 | 1000 | 1000 | 1860 | 1800 | 133 | 127 | 60-140 | 3 | 30 | |
| 1,3-Dichlorobenzene | ug/L | <17.0 | 1000 | 1000 | 1120 | 1120 | 112 | 112 | 60-140 | 0 | 30 | |
| 1,3-Dichloropropane | ug/L | <14.2 | 1000 | 1000 | 1110 | 1080 | 111 | 108 | 60-140 | 3 | 30 | |
| 1,4-Dichlorobenzene | ug/L | <16.6 | 1000 | 1000 | 1110 | 1140 | 111 | 114 | 60-140 | 3 | 30 | |
| 2,2-Dichloropropane | ug/L | <19.4 | 1000 | 1000 | 1050 | 1060 | 105 | 106 | 60-140 | 1 | 30 | |
| 2-Chlorotoluene | ug/L | <16.0 | 1000 | 1000 | 1430 | 1430 | 143 | 143 | 60-140 | 0 | 30 | M1 |
| 4-Chlorotoluene | ug/L | <16.2 | 1000 | 1000 | 1110 | 1080 | 111 | 108 | 60-140 | 3 | 30 | |
| Benzene | ug/L | 309 | 1000 | 1000 | 1370 | 1350 | 106 | 104 | 60-140 | 1 | 30 | |
| Bromobenzene | ug/L | <14.5 | 1000 | 1000 | 1120 | 1150 | 112 | 115 | 60-140 | 3 | 30 | |
| Bromochloromethane | ug/L | <23.4 | 1000 | 1000 | 1130 | 1140 | 113 | 114 | 60-140 | 1 | 30 | |
| Bromodichloromethane | ug/L | <15.4 | 1000 | 1000 | 1060 | 1090 | 106 | 109 | 60-140 | 2 | 30 | |
| Bromoform | ug/L | <17.0 | 1000 | 1000 | 1140 | 1140 | 114 | 114 | 60-140 | 0 | 30 | |
| Bromomethane | ug/L | <83.0 | 1000 | 1000 | 1040 | 1070 | 104 | 107 | 60-140 | 3 | 30 | |
| Carbon tetrachloride | ug/L | <16.6 | 1000 | 1000 | 1080 | 1100 | 108 | 110 | 60-140 | 2 | 30 | |
| Chlorobenzene | ug/L | <14.2 | 1000 | 1000 | 1090 | 1100 | 109 | 110 | 60-140 | 1 | 30 | |
| Chloroethane | ug/L | <32.4 | 1000 | 1000 | 1320 | 1290 | 132 | 129 | 60-140 | 3 | 30 | |
| Chloroform | ug/L | <17.6 | 1000 | 1000 | 1040 | 1060 | 103 | 106 | 60-140 | 2 | 30 | |
| Chloromethane | ug/L | <27.0 | 1000 | 1000 | 817 | 843 | 82 | 84 | 60-140 | 3 | 30 | |
| cis-1,2-Dichloroethene | ug/L | <19.2 | 1000 | 1000 | 1070 | 1080 | 107 | 108 | 60-140 | 0 | 30 | |
| cis-1,3-Dichloropropene | ug/L | <18.2 | 1000 | 1000 | 1070 | 1080 | 107 | 108 | 60-140 | 1 | 30 | |
| Dibromochloromethane | ug/L | <18.0 | 1000 | 1000 | 1120 | 1110 | 112 | 111 | 60-140 | 0 | 30 | |
| Dibromomethane | ug/L | <19.7 | 1000 | 1000 | 1070 | 1090 | 107 | 109 | 60-140 | 2 | 30 | |

**Results presented on this page are in the units indicated by the "Units" column except where an alternate unit is presented to the right of the result.**

## REPORT OF LABORATORY ANALYSIS

This report shall not be reproduced, except in full,
without the written consent of Pace Analytical Services, LLC.

**Pace Analytical Services, LLC**
9800 Kincey Ave. Suite 100
Huntersville, NC 28078
(704)875-9092

## QUALITY CONTROL DATA

Project: 2020-L1-2448 Incident
Pace Project No.: 92577750

MATRIX SPIKE & MATRIX SPIKE DUPLICATE: 3490593 3490594

| Parameter | Units | 92576844005 Result | MS Spike Conc. | MSD Spike Conc. | MS Result | MSD Result | MS % Rec | MSD % Rec | % Rec Limits | RPD | Max RPD | Qual |
|---|---|---|---|---|---|---|---|---|---|---|---|---|
| Dichlorodifluoromethane | ug/L | <17.3 | 1000 | 1000 | 664 | 672 | 66 | 67 | 60-140 | 1 | 30 | |
| Diisopropyl ether | ug/L | <15.4 | 1000 | 1000 | 1040 | 1040 | 104 | 104 | 60-140 | 0 | 30 | |
| Ethanol | ug/L | <3610 | 40000 | 40000 | 47300 | 44700 | 118 | 112 | 60-140 | 6 | 30 | |
| Ethylbenzene | ug/L | 2320 | 1000 | 1000 | 3560 | 3380 | 124 | 106 | 60-140 | 5 | 30 | |
| Hexachloro-1,3-butadiene | ug/L | <76.5 | 1000 | 1000 | 1170 | 1200 | 117 | 120 | 60-140 | 3 | 30 | |
| Isopropylbenzene (Cumene) | ug/L | 112 | 1000 | 1000 | 1360 | 1340 | 124 | 122 | 60-140 | 1 | 30 | |
| m&p-Xylene | ug/L | 13800 | 2000 | 2000 | 16600 | 15400 | 140 | 80 | 60-140 | 7 | 30 | |
| Methyl-tert-butyl ether | ug/L | 778 | 1000 | 1000 | 1790 | 1790 | 101 | 101 | 60-140 | 0 | 30 | |
| Methylene Chloride | ug/L | 246 | 1000 | 1000 | 1460 | 1380 | 121 | 113 | 60-140 | 6 | 30 | |
| n-Butylbenzene | ug/L | 40.7 | 1000 | 1000 | 1230 | 1250 | 119 | 120 | 60-140 | 1 | 30 | |
| n-Propylbenzene | ug/L | 279 | 1000 | 1000 | 1450 | 1440 | 117 | 116 | 60-140 | 0 | 30 | |
| Naphthalene | ug/L | 615 | 1000 | 1000 | 1710 | 1760 | 110 | 115 | 60-140 | 3 | 30 | |
| o-Xylene | ug/L | 7350 | 1000 | 1000 | 8740 | 8180 | 139 | 84 | 60-140 | 7 | 30 | |
| sec-Butylbenzene | ug/L | <20.0 | 1000 | 1000 | 1190 | 1200 | 119 | 120 | 60-140 | 1 | 30 | |
| Styrene | ug/L | <14.6 | 1000 | 1000 | 1260 | 1240 | 126 | 124 | 60-140 | 1 | 30 | |
| tert-Butylbenzene | ug/L | <16.2 | 1000 | 1000 | 1010 | 1010 | 101 | 101 | 60-140 | 0 | 30 | |
| Tetrachloroethene | ug/L | <14.6 | 1000 | 1000 | 1160 | 1150 | 116 | 115 | 60-140 | 1 | 30 | |
| Toluene | ug/L | 5650 | 1000 | 1000 | 6750 | 6390 | 109 | 74 | 60-140 | 5 | 30 | |
| trans-1,2-Dichloroethene | ug/L | <19.8 | 1000 | 1000 | 1040 | 1060 | 104 | 106 | 60-140 | 2 | 30 | |
| trans-1,3-Dichloropropene | ug/L | <18.2 | 1000 | 1000 | 1100 | 1100 | 110 | 110 | 60-140 | 0 | 30 | |
| Trichloroethene | ug/L | <19.2 | 1000 | 1000 | 1040 | 1060 | 104 | 106 | 60-140 | 2 | 30 | |
| Trichlorofluoromethane | ug/L | <14.9 | 1000 | 1000 | 988 | 1000 | 99 | 100 | 60-140 | 1 | 30 | |
| Vinyl chloride | ug/L | <19.3 | 1000 | 1000 | 956 | 952 | 96 | 95 | 60-140 | 0 | 30 | |
| 1,2-Dichloroethane-d4 (S) | % | | | | | | 98 | 97 | 70-130 | | | |
| 4-Bromofluorobenzene (S) | % | | | | | | 101 | 100 | 70-130 | | | |
| Toluene-d8 (S) | % | | | | | | 99 | 99 | 70-130 | | | |

**Results presented on this page are in the units indicated by the "Units" column except where an alternate unit is presented to the right of the result.**

## REPORT OF LABORATORY ANALYSIS

This report shall not be reproduced, except in full,
without the written consent of Pace Analytical Services, LLC.

**Pace Analytical Services, LLC**
9800 Kincey Ave. Suite 100
Huntersville, NC 28078
(704)875-9092

# QUALIFIERS

Project: 2020-L1-2448 Incident
Pace Project No.: 92577750

## DEFINITIONS

DF - Dilution Factor, if reported, represents the factor applied to the reported data due to dilution of the sample aliquot.

ND - Not Detected at or above adjusted reporting limit.

TNTC - Too Numerous To Count

J - Estimated concentration above the adjusted method detection limit and below the adjusted reporting limit.

MDL - Adjusted Method Detection Limit.

PQL - Practical Quantitation Limit.

RL - Reporting Limit - The lowest concentration value that meets project requirements for quantitative data with known precision and bias for a specific analyte in a specific matrix.

S - Surrogate

1,2-Diphenylhydrazine decomposes to and cannot be separated from Azobenzene using Method 8270. The result for each analyte is a combined concentration.

Consistent with EPA guidelines, unrounded data are displayed and have been used to calculate % recovery and RPD values.

LCS(D) - Laboratory Control Sample (Duplicate)

MS(D) - Matrix Spike (Duplicate)

DUP - Sample Duplicate

RPD - Relative Percent Difference

NC - Not Calculable.

SG - Silica Gel - Clean-Up

U - Indicates the compound was analyzed for, but not detected.

Acid preservation may not be appropriate for 2 Chloroethylvinyl ether.

A separate vial preserved to a pH of 4-5 is recommended in SW846 Chapter 4 for the analysis of Acrolein and Acrylonitrile by EPA Method 8260.

N-Nitrosodiphenylamine decomposes and cannot be separated from Diphenylamine using Method 8270. The result reported for each analyte is a combined concentration.

Reported results are not rounded until the final step prior to reporting. Therefore, calculated parameters that are typically reported as "Total" may vary slightly from the sum of the reported component parameters.

Pace Analytical is TNI accredited. Contact your Pace PM for the current list of accredited analytes.

TNI - The NELAC Institute.

## ANALYTE QUALIFIERS

| | |
|---|---|
| M1 | Matrix spike recovery exceeded QC limits. Batch accepted based on laboratory control sample (LCS) recovery. |
| N2 | The lab does not hold NELAC/TNI accreditation for this parameter but other accreditations/certifications may apply. A complete list of accreditations/certifications is available upon request. |



This report shall not be reproduced, except in full,
without the written consent of Pace Analytical Services, LLC.

**Pace Analytical Services, LLC**
9800 Kincey Ave. Suite 100
Huntersville, NC 28078
(704)875-9092

## QUALITY CONTROL DATA CROSS REFERENCE TABLE

Project: 2020-L1-2448 Incident
Pace Project No.: 92577750

| Lab ID | Sample ID | QC Batch Method | QC Batch | Analytical Method | Analytical Batch |
|---|---|---|---|---|---|
| **92577750001** | **14401_HC_RD** | MADEP VPH | 666387 | | |
| **92577750001** | **14401_HC_RD** | EPA 3010A | 666479 | EPA 6010D | 666598 |
| **92577750001** | **14401_HC_RD** | SM 6200B | 666293 | | |



This report shall not be reproduced, except in full,
without the written consent of Pace Analytical Services, LLC.

Pace Analytical

# CHAIN-OF-CUSTODY Analytical Request Document

Chain-of-Custody is a LEGAL DOCUMENT - Complete all relevent fields

LAB US WO# : 92577750

92577750

Number or

| | |
|---|---|
| Company: Apex Companies | Billing Information: |
| Address: | |
| Report To: Andrew Street | Email To: andrew.street@apexcos.com |
| Copy To: | Site Collection Info/Address: 14401 Huntersville Concord RD |
| Customer Project Name/Number: 2020-L1-2448 | State: NC County/City: Huntersville Time Zone Collected: [ ] PT [ ] MT [ ] CT [ ] ET |
| Phone: Email: | Site/Facility ID #: Compliance Monitoring? [ ] Yes [ ] No |
| Collected By (print): Matt Teixeira | Purchase Order #: Quote #: DW PWS ID #: DW Location Code: |
| Collected By (signature): [signature] | Turnaround Date Required: ASAP Immediately Packed on Ice: [ ] Yes [ ] No |
| Sample Disposal: [ ] Dispose as appropriate [ ] Return [ ] Archive: ____ [ ] Hold: ____ | Rush: [ ] Same Day [ ] Next Day [ ] 2 Day [ ] 3 Day [ ] 4 Day [ ] 5 Day (Expedite Charges Apply) Field Filtered (if applicable): [ ] Yes [ ] No Analysis: ____ |

Container Preservative Type **

Lab Project Manager:

** Preservative Types: (1) nitric acid, (2) sulfuric acid, (3) hydrochloric acid, (4) sodium hydroxide, (5) zinc acetate, (6) methanol, (7) sodium bisulfate, (8) sodium thiosulfate, (9) hexane, (A) ascorbic acid, (B) ammonium sulfate, (C) ammonium hydroxide, (D) TSP, (U) Unpreserved, (O) Other ____

Analyses

Lab Profile/Line:

Lab Sample Receipt Checklist:

| | |
|---|---|
| Custody Seals Present/Intact | Y N NA |
| Custody Signatures Present | Y N NA |
| Collector Signature Present | Y N NA |
| Bottles Intact | Y N NA |
| Correct Bottles | Y N NA |
| Sufficient Volume | Y N NA |
| Samples Received on Ice | Y N NA |
| VOA - Headspace Acceptable | Y N NA |
| USDA Regulated Soils | Y N NA |
| Samples in Holding Time | Y N NA |
| Residual Chlorine Present | Y N NA |
| Cl Strips: ____ | |
| Sample pH Acceptable | Y N NA |
| pH Strips: 22356MAU | |
| Sulfide Present | Y N NA |
| Lead Acetate Strips: ____ | |

LAB USE ONLY:
Lab Sample # / Comments:

92577750

* Matrix Codes (Insert in Matrix box below): Drinking Water (DW), Ground Water (GW), Wastewater (WW), Product (P), Soil/Solid (SL), Oil (OL), Wipe (WP), Air (AR), Tissue (TS), Bioassay (B), Vapor (V), Other (OT)

| Customer Sample ID | Matrix * | Comp / Grab | Collected (or Composite Start) Date | Collected (or Composite Start) Time | Composite End Date | Composite End Time | Res Cl | # of Ctns | VOCs 6200B | MADEP VPH | Lead | | | | | | | Lab Sample # / Comments |
|---|---|---|---|---|---|---|---|---|---|---|---|---|---|---|---|---|---|---|
| 14401-HC-RD | DW | G | 12-14-21 | 1020 | | | | 8 | X | X | X | | | | | | | 001 |

Customer Remarks / Special Conditions / Possible Hazards:

Type of Ice Used: Wet Blue Dry None

Packing Material Used: bubble bags

Radchem sample(s) screened (<500 cpm): Y N NA

SHORT HOLDS PRESENT (<72 hours): Y N N/A

Lab Tracking #: 2601459

Samples received via: FEDEX UPS Client Courier Pace Courier

Lab Sample Temperature Info:
Temp Blank Received: Y N NA
Therm ID#: 92T044
Cooler 1 Temp Upon Receipt: 5.4 oC
Cooler 1 Therm Corr. Factor: 0 oC
Cooler 1 Corrected Temp: 5.4 oC
Comments:

| Relinquished by/Company: (Signature) | Date/Time: | Received by/Company: (Signature) | Date/Time: |
|---|---|---|---|
| Matt T. / Apex [signature] | 12-14-21 / 1209 | MD9 [signature] 12/14/21 1209 | |
| Relinquished by/Company: (Signature) | Date/Time: | Received by/Company: (Signature) | Date/Time: |
| Relinquished by/Company: (Signature) | Date/Time: | Received by/Company: (Signature) | Date/Time: |

MTJL LAB USE ONLY
Table #:
Acctnum:
Template:
Prelogin:
PM:
PB:

Trip Blank Received: Y N NA
HCL MeOH TSP Other

Non Conformance(s): YES / NO

Page: of: ____

**Pace Analytical Services, LLC**
9800 Kincey Ave. Suite 100
Huntersville, NC 28078
(704)875-9092

December 30, 2021

Andrew Street
Apex Companies - NC
5900 Northwoods Business Pkwy
Suite 5900-0
Charlotte, NC 28269

RE: Project: 2020-L1-2448 Incident
Pace Project No.: 92577757

Dear Andrew Street:

Enclosed are the analytical results for sample(s) received by the laboratory on December 14, 2021. The results relate only to the samples included in this report. Results reported herein conform to the applicable TNI/NELAC Standards and the laboratory's Quality Manual, where applicable, unless otherwise noted in the body of the report.

The test results provided in this final report were generated by each of the following laboratories within the Pace Network:

- Pace Analytical Services - Asheville
- Pace Analytical Services - Charlotte

If you have any questions concerning this report, please feel free to contact me.

Sincerely,

Angela M. Baioni

Angela Baioni
angela.baioni@pacelabs.com
(704)875-9092
Project Manager

Enclosures

cc: J Culbreath, Colonial Pipeline Company
Naomi Fretz, APEX Companies, LLC
Robert Hughes, Colonial Pipeline
Cameron Lee, Montrose-EPS
Jamie Moran, APEX Companies, LLC
Jeff Morrison, Colonial Pipeline Company
Tom Naumann, APEX Companies - NC
Joe Nicolette, Montrose-EPS
Kaitlyn Nootens, Apex Companies
Christopher Schultz, Apex Companies
Matt Teixeira, Apex Companies, LLC
Michael Verdon, Colonial Pipeline Company
JM Wyatt, Colonial Pipeline Company

**REPORT OF LABORATORY ANALYSIS**

This report shall not be reproduced, except in full,
without the written consent of Pace Analytical Services, LLC.

**Pace Analytical Services, LLC**
9800 Kincey Ave.  Suite 100
Huntersville, NC 28078
(704)875-9092

# CERTIFICATIONS

Project: 2020-L1-2448 Incident
Pace Project No.: 92577757

**Pace Analytical Services Charlotte**

South Carolina Laboratory ID: 99006
9800 Kincey Ave. Ste 100, Huntersville, NC 28078
North Carolina Drinking Water Certification #: 37706
North Carolina Field Services Certification #: 5342
North Carolina Wastewater Certification #: 12
South Carolina Laboratory ID: 99006
South Carolina Certification #: 99006001
South Carolina Drinking Water Cert. #: 99006003
Florida/NELAP Certification #: E87627
Kentucky UST Certification #: 84
Louisiana DoH Drinking Water #: LA029
Virginia/VELAP Certification #: 460221

**Pace Analytical Services Asheville**

2225 Riverside Drive, Asheville, NC  28804
Florida/NELAP Certification #: E87648
North Carolina Drinking Water Certification #: 37712
North Carolina Wastewater Certification #: 40
South Carolina Laboratory ID: 99030
South Carolina Certification #: 99030001
Virginia/VELAP Certification #: 460222



This report shall not be reproduced, except in full,
without the written consent of Pace Analytical Services, LLC.

**Pace Analytical Services, LLC**
9800 Kincey Ave. Suite 100
Huntersville, NC 28078
(704)875-9092

## SAMPLE SUMMARY

Project: 2020-L1-2448 Incident
Pace Project No.: 92577757

| Lab ID | Sample ID | Matrix | Date Collected | Date Received |
|---|---|---|---|---|
| **92577757001** | **13800_HC_RD** | Water | 12/14/21 09:46 | 12/14/21 12:09 |



This report shall not be reproduced, except in full,
without the written consent of Pace Analytical Services, LLC.

**Pace Analytical Services, LLC**
9800 Kincey Ave. Suite 100
Huntersville, NC 28078
(704)875-9092

## SAMPLE ANALYTE COUNT

Project: 2020-L1-2448 Incident
Pace Project No.: 92577757

| Lab ID | Sample ID | Method | Analysts | Analytes Reported | Laboratory |
|---|---|---|---|---|---|
| **92577757001** | **13800_HC_RD** | MADEP VPH | MAD | 6 | PASI-C |
| | | EPA 6010D | DS | 1 | PASI-A |
| | | SM 6200B | CL | 64 | PASI-C |

PASI-A = Pace Analytical Services - Asheville
PASI-C = Pace Analytical Services - Charlotte



This report shall not be reproduced, except in full,
without the written consent of Pace Analytical Services, LLC.

**Pace Analytical Services, LLC**
9800 Kincey Ave. Suite 100
Huntersville, NC 28078
(704)875-9092

## ANALYTICAL RESULTS

Project: 2020-L1-2448 Incident
Pace Project No.: 92577757

**Sample: 13800_HC_RD** **Lab ID: 92577757001** Collected: 12/14/21 09:46 Received: 12/14/21 12:09 Matrix: Water

| Parameters | Results | Units | Report Limit | MDL | DF | Prepared | Analyzed | CAS No. | Qual |
|---|---|---|---|---|---|---|---|---|---|
| **VPH NC Water** | Analytical Method: MADEP VPH<br>Pace Analytical Services - Charlotte | | | | | | | | |
| Total VPH (C5-C12) | ND | ug/L | 50.0 | 50.0 | 1 | | 12/15/21 18:59 | | N2 |
| Aliphatic (C05-C08) | ND | ug/L | 50.0 | 50.0 | 1 | | 12/15/21 18:59 | | N2 |
| Aliphatic(C09-C12) Adjusted | ND | ug/L | 50.0 | 50.0 | 1 | | 12/15/21 18:59 | | N2 |
| Aromatic (C09-C10) | ND | ug/L | 50.0 | 50.0 | 1 | | 12/15/21 18:59 | | N2 |
| ***Surrogates*** | | | | | | | | | |
| 4-Bromofluorobenzene (FID) (S) | 97 | % | 70-130 | | 1 | | 12/15/21 18:59 | 460-00-4 | |
| 4-Bromofluorobenzene (PID) (S) | 93 | % | 70-130 | | 1 | | 12/15/21 18:59 | 460-00-4 | |
| **6010 MET ICP** | Analytical Method: EPA 6010D Preparation Method: EPA 3010A<br>Pace Analytical Services - Asheville | | | | | | | | |
| Lead | **32.6** | ug/L | 5.0 | 4.5 | 1 | 12/16/21 10:31 | 12/29/21 20:15 | 7439-92-1 | |
| **6200B MSV** | Analytical Method: SM 6200B<br>Pace Analytical Services - Charlotte | | | | | | | | |
| Benzene | ND | ug/L | 0.50 | 0.34 | 1 | | 12/15/21 22:31 | 71-43-2 | |
| Bromobenzene | ND | ug/L | 0.50 | 0.29 | 1 | | 12/15/21 22:31 | 108-86-1 | |
| Bromochloromethane | ND | ug/L | 0.50 | 0.47 | 1 | | 12/15/21 22:31 | 74-97-5 | |
| Bromodichloromethane | ND | ug/L | 0.50 | 0.31 | 1 | | 12/15/21 22:31 | 75-27-4 | |
| Bromoform | ND | ug/L | 0.50 | 0.34 | 1 | | 12/15/21 22:31 | 75-25-2 | |
| Bromomethane | ND | ug/L | 5.0 | 1.7 | 1 | | 12/15/21 22:31 | 74-83-9 | |
| n-Butylbenzene | ND | ug/L | 0.50 | 0.49 | 1 | | 12/15/21 22:31 | 104-51-8 | |
| sec-Butylbenzene | ND | ug/L | 0.50 | 0.40 | 1 | | 12/15/21 22:31 | 135-98-8 | |
| tert-Butylbenzene | ND | ug/L | 0.50 | 0.32 | 1 | | 12/15/21 22:31 | 98-06-6 | |
| Carbon tetrachloride | ND | ug/L | 0.50 | 0.33 | 1 | | 12/15/21 22:31 | 56-23-5 | |
| Chlorobenzene | ND | ug/L | 0.50 | 0.28 | 1 | | 12/15/21 22:31 | 108-90-7 | |
| Chloroethane | ND | ug/L | 1.0 | 0.65 | 1 | | 12/15/21 22:31 | 75-00-3 | |
| Chloroform | ND | ug/L | 0.50 | 0.35 | 1 | | 12/15/21 22:31 | 67-66-3 | |
| Chloromethane | ND | ug/L | 1.0 | 0.54 | 1 | | 12/15/21 22:31 | 74-87-3 | |
| 2-Chlorotoluene | ND | ug/L | 0.50 | 0.32 | 1 | | 12/15/21 22:31 | 95-49-8 | |
| 4-Chlorotoluene | ND | ug/L | 0.50 | 0.32 | 1 | | 12/15/21 22:31 | 106-43-4 | |
| 1,2-Dibromo-3-chloropropane | ND | ug/L | 1.0 | 0.34 | 1 | | 12/15/21 22:31 | 96-12-8 | |
| Dibromochloromethane | ND | ug/L | 0.50 | 0.36 | 1 | | 12/15/21 22:31 | 124-48-1 | |
| 1,2-Dibromoethane (EDB) | ND | ug/L | 0.50 | 0.27 | 1 | | 12/15/21 22:31 | 106-93-4 | |
| Dibromomethane | ND | ug/L | 0.50 | 0.39 | 1 | | 12/15/21 22:31 | 74-95-3 | |
| 1,2-Dichlorobenzene | ND | ug/L | 0.50 | 0.34 | 1 | | 12/15/21 22:31 | 95-50-1 | |
| 1,3-Dichlorobenzene | ND | ug/L | 0.50 | 0.34 | 1 | | 12/15/21 22:31 | 541-73-1 | |
| 1,4-Dichlorobenzene | ND | ug/L | 0.50 | 0.33 | 1 | | 12/15/21 22:31 | 106-46-7 | |
| Dichlorodifluoromethane | ND | ug/L | 0.50 | 0.35 | 1 | | 12/15/21 22:31 | 75-71-8 | |
| 1,1-Dichloroethane | ND | ug/L | 0.50 | 0.37 | 1 | | 12/15/21 22:31 | 75-34-3 | |
| 1,2-Dichloroethane | ND | ug/L | 0.50 | 0.32 | 1 | | 12/15/21 22:31 | 107-06-2 | |
| 1,1-Dichloroethene | ND | ug/L | 0.50 | 0.35 | 1 | | 12/15/21 22:31 | 75-35-4 | |
| cis-1,2-Dichloroethene | ND | ug/L | 0.50 | 0.38 | 1 | | 12/15/21 22:31 | 156-59-2 | |
| trans-1,2-Dichloroethene | ND | ug/L | 0.50 | 0.40 | 1 | | 12/15/21 22:31 | 156-60-5 | |
| 1,2-Dichloropropane | ND | ug/L | 0.50 | 0.36 | 1 | | 12/15/21 22:31 | 78-87-5 | |
| 1,3-Dichloropropane | ND | ug/L | 0.50 | 0.28 | 1 | | 12/15/21 22:31 | 142-28-9 | |

## REPORT OF LABORATORY ANALYSIS

This report shall not be reproduced, except in full,
without the written consent of Pace Analytical Services, LLC.

**Pace Analytical Services, LLC**
9800 Kincey Ave. Suite 100
Huntersville, NC 28078
(704)875-9092

## ANALYTICAL RESULTS

Project: 2020-L1-2448 Incident
Pace Project No.: 92577757

**Sample: 13800_HC_RD** **Lab ID: 92577757001** Collected: 12/14/21 09:46 Received: 12/14/21 12:09 Matrix: Water

| Parameters | Results | Units | Report Limit | MDL | DF | Prepared | Analyzed | CAS No. | Qual |
|---|---|---|---|---|---|---|---|---|---|
| **6200B MSV** | Analytical Method: SM 6200B<br>Pace Analytical Services - Charlotte | | | | | | | | |
| 2,2-Dichloropropane | ND | ug/L | 0.50 | 0.39 | 1 | | 12/15/21 22:31 | 594-20-7 | |
| 1,1-Dichloropropene | ND | ug/L | 0.50 | 0.43 | 1 | | 12/15/21 22:31 | 563-58-6 | |
| cis-1,3-Dichloropropene | ND | ug/L | 0.50 | 0.36 | 1 | | 12/15/21 22:31 | 10061-01-5 | |
| trans-1,3-Dichloropropene | ND | ug/L | 0.50 | 0.36 | 1 | | 12/15/21 22:31 | 10061-02-6 | |
| Diisopropyl ether | ND | ug/L | 0.50 | 0.31 | 1 | | 12/15/21 22:31 | 108-20-3 | |
| Ethanol | ND | ug/L | 200 | 72.2 | 1 | | 12/15/21 22:31 | 64-17-5 | |
| Ethylbenzene | ND | ug/L | 0.50 | 0.30 | 1 | | 12/15/21 22:31 | 100-41-4 | |
| Hexachloro-1,3-butadiene | ND | ug/L | 2.0 | 1.5 | 1 | | 12/15/21 22:31 | 87-68-3 | |
| Isopropylbenzene (Cumene) | ND | ug/L | 0.50 | 0.33 | 1 | | 12/15/21 22:31 | 98-82-8 | |
| Methylene Chloride | ND | ug/L | 2.0 | 2.0 | 1 | | 12/15/21 22:31 | 75-09-2 | |
| Methyl-tert-butyl ether | ND | ug/L | 0.50 | 0.42 | 1 | | 12/15/21 22:31 | 1634-04-4 | |
| Naphthalene | ND | ug/L | 2.0 | 0.64 | 1 | | 12/15/21 22:31 | 91-20-3 | |
| n-Propylbenzene | ND | ug/L | 0.50 | 0.34 | 1 | | 12/15/21 22:31 | 103-65-1 | |
| Styrene | ND | ug/L | 0.50 | 0.29 | 1 | | 12/15/21 22:31 | 100-42-5 | |
| 1,1,1,2-Tetrachloroethane | ND | ug/L | 0.50 | 0.31 | 1 | | 12/15/21 22:31 | 630-20-6 | |
| 1,1,2,2-Tetrachloroethane | ND | ug/L | 0.50 | 0.22 | 1 | | 12/15/21 22:31 | 79-34-5 | |
| Tetrachloroethene | ND | ug/L | 0.50 | 0.29 | 1 | | 12/15/21 22:31 | 127-18-4 | |
| Toluene | ND | ug/L | 0.50 | 0.48 | 1 | | 12/15/21 22:31 | 108-88-3 | |
| 1,2,3-Trichlorobenzene | ND | ug/L | 2.0 | 0.81 | 1 | | 12/15/21 22:31 | 87-61-6 | |
| 1,2,4-Trichlorobenzene | ND | ug/L | 2.0 | 0.64 | 1 | | 12/15/21 22:31 | 120-82-1 | |
| 1,1,1-Trichloroethane | ND | ug/L | 0.50 | 0.33 | 1 | | 12/15/21 22:31 | 71-55-6 | |
| 1,1,2-Trichloroethane | ND | ug/L | 0.50 | 0.32 | 1 | | 12/15/21 22:31 | 79-00-5 | |
| Trichloroethene | ND | ug/L | 0.50 | 0.38 | 1 | | 12/15/21 22:31 | 79-01-6 | |
| Trichlorofluoromethane | ND | ug/L | 1.0 | 0.30 | 1 | | 12/15/21 22:31 | 75-69-4 | |
| 1,2,3-Trichloropropane | ND | ug/L | 0.50 | 0.26 | 1 | | 12/15/21 22:31 | 96-18-4 | |
| 1,2,4-Trimethylbenzene | ND | ug/L | 0.50 | 0.50 | 1 | | 12/15/21 22:31 | 95-63-6 | |
| 1,3,5-Trimethylbenzene | ND | ug/L | 0.50 | 0.33 | 1 | | 12/15/21 22:31 | 108-67-8 | |
| Vinyl chloride | ND | ug/L | 1.0 | 0.39 | 1 | | 12/15/21 22:31 | 75-01-4 | |
| m&p-Xylene | ND | ug/L | 1.0 | 0.71 | 1 | | 12/15/21 22:31 | 179601-23-1 | |
| o-Xylene | ND | ug/L | 0.50 | 0.34 | 1 | | 12/15/21 22:31 | 95-47-6 | |
| ***Surrogates*** | | | | | | | | | |
| 1,2-Dichloroethane-d4 (S) | 104 | % | 70-130 | | 1 | | 12/15/21 22:31 | 17060-07-0 | |
| 4-Bromofluorobenzene (S) | 98 | % | 70-130 | | 1 | | 12/15/21 22:31 | 460-00-4 | |
| Toluene-d8 (S) | 100 | % | 70-130 | | 1 | | 12/15/21 22:31 | 2037-26-5 | |

## REPORT OF LABORATORY ANALYSIS

This report shall not be reproduced, except in full,
without the written consent of Pace Analytical Services, LLC.

**Pace Analytical Services, LLC**
9800 Kincey Ave. Suite 100
Huntersville, NC 28078
(704)875-9092

## QUALITY CONTROL DATA

Project: 2020-L1-2448 Incident
Pace Project No.: 92577757

QC Batch: 666387
QC Batch Method: MADEP VPH
Analysis Method: MADEP VPH
Analysis Description: VPH NC Water
Laboratory: Pace Analytical Services - Charlotte
Associated Lab Samples: 92577757001

METHOD BLANK: 3491425 Matrix: Water
Associated Lab Samples: 92577757001

| Parameter | Units | Blank Result | Reporting Limit | MDL | Analyzed | Qualifiers |
|---|---|---|---|---|---|---|
| Aliphatic (C05-C08) | ug/L | ND | 50.0 | 50.0 | 12/15/21 18:02 | N2 |
| Aromatic (C09-C10) | ug/L | ND | 50.0 | 50.0 | 12/15/21 18:02 | N2 |
| 4-Bromofluorobenzene (FID) (S) | % | 96 | 70-130 | | 12/15/21 18:02 | |
| 4-Bromofluorobenzene (PID) (S) | % | 92 | 70-130 | | 12/15/21 18:02 | |

LABORATORY CONTROL SAMPLE & LCSD: 3491426 3491427

| Parameter | Units | Spike Conc. | LCS Result | LCSD Result | LCS % Rec | LCSD % Rec | % Rec Limits | RPD | Max RPD | Qualifiers |
|---|---|---|---|---|---|---|---|---|---|---|
| Aliphatic (C05-C08) | ug/L | 300 | 281 | 332 | 94 | 111 | 70-130 | 17 | 25 | N2 |
| Aromatic (C09-C10) | ug/L | 100 | 96.0 | 100 | 96 | 100 | 70-130 | 4 | 25 | N2 |
| 4-Bromofluorobenzene (FID) (S) | % | | | | 98 | 96 | 70-130 | | | |
| 4-Bromofluorobenzene (PID) (S) | % | | | | 93 | 92 | 70-130 | | | |

**Results presented on this page are in the units indicated by the "Units" column except where an alternate unit is presented to the right of the result.**

## REPORT OF LABORATORY ANALYSIS

This report shall not be reproduced, except in full,
without the written consent of Pace Analytical Services, LLC.

**Pace Analytical Services, LLC**
9800 Kincey Ave. Suite 100
Huntersville, NC 28078
(704)875-9092

## QUALITY CONTROL DATA

Project: 2020-L1-2448 Incident
Pace Project No.: 92577757

QC Batch: 666479
QC Batch Method: EPA 3010A
Analysis Method: EPA 6010D
Analysis Description: 6010 MET
Laboratory: Pace Analytical Services - Asheville
Associated Lab Samples: 92577757001

METHOD BLANK: 3491750 Matrix: Water
Associated Lab Samples: 92577757001

| Parameter | Units | Blank Result | Reporting Limit | MDL | Analyzed | Qualifiers |
|---|---|---|---|---|---|---|
| Lead | ug/L | ND | 5.0 | 4.5 | 12/29/21 19:29 | |

LABORATORY CONTROL SAMPLE: 3491751

| Parameter | Units | Spike Conc. | LCS Result | LCS % Rec | % Rec Limits | Qualifiers |
|---|---|---|---|---|---|---|
| Lead | ug/L | 500 | 523 | 105 | 80-120 | |

MATRIX SPIKE & MATRIX SPIKE DUPLICATE: 3491752 3491753

| Parameter | Units | 92576294001 Result | MS Spike Conc. | MSD Spike Conc. | MS Result | MSD Result | MS % Rec | MSD % Rec | % Rec Limits | RPD | Max RPD | Qual |
|---|---|---|---|---|---|---|---|---|---|---|---|---|
| Lead | ug/L | 8.9 | 500 | 500 | 550 | 539 | 108 | 106 | 75-125 | 2 | 20 | |

**Results presented on this page are in the units indicated by the "Units" column except where an alternate unit is presented to the right of the result.**

## REPORT OF LABORATORY ANALYSIS

This report shall not be reproduced, except in full,
without the written consent of Pace Analytical Services, LLC.

Pace Analytical Services, LLC
9800 Kincey Ave. Suite 100
Huntersville, NC 28078
(704)875-9092

## QUALITY CONTROL DATA

Project: 2020-L1-2448 Incident
Pace Project No.: 92577757

QC Batch: 666293
QC Batch Method: SM 6200B
Analysis Method: SM 6200B
Analysis Description: 6200B MSV
Laboratory: Pace Analytical Services - Charlotte

Associated Lab Samples: 92577757001

METHOD BLANK: 3490591 Matrix: Water
Associated Lab Samples: 92577757001

| Parameter | Units | Blank Result | Reporting Limit | MDL | Analyzed | Qualifiers |
|---|---|---|---|---|---|---|
| 1,1,1,2-Tetrachloroethane | ug/L | ND | 0.50 | 0.31 | 12/15/21 14:16 | |
| 1,1,1-Trichloroethane | ug/L | ND | 0.50 | 0.33 | 12/15/21 14:16 | |
| 1,1,2,2-Tetrachloroethane | ug/L | ND | 0.50 | 0.22 | 12/15/21 14:16 | |
| 1,1,2-Trichloroethane | ug/L | ND | 0.50 | 0.32 | 12/15/21 14:16 | |
| 1,1-Dichloroethane | ug/L | ND | 0.50 | 0.37 | 12/15/21 14:16 | |
| 1,1-Dichloroethene | ug/L | ND | 0.50 | 0.35 | 12/15/21 14:16 | |
| 1,1-Dichloropropene | ug/L | ND | 0.50 | 0.43 | 12/15/21 14:16 | |
| 1,2,3-Trichlorobenzene | ug/L | ND | 2.0 | 0.81 | 12/15/21 14:16 | |
| 1,2,3-Trichloropropane | ug/L | ND | 0.50 | 0.26 | 12/15/21 14:16 | |
| 1,2,4-Trichlorobenzene | ug/L | ND | 2.0 | 0.64 | 12/15/21 14:16 | |
| 1,2,4-Trimethylbenzene | ug/L | ND | 0.50 | 0.50 | 12/15/21 14:16 | |
| 1,2-Dibromo-3-chloropropane | ug/L | ND | 1.0 | 0.34 | 12/15/21 14:16 | |
| 1,2-Dibromoethane (EDB) | ug/L | ND | 0.50 | 0.27 | 12/15/21 14:16 | |
| 1,2-Dichlorobenzene | ug/L | ND | 0.50 | 0.34 | 12/15/21 14:16 | |
| 1,2-Dichloroethane | ug/L | ND | 0.50 | 0.32 | 12/15/21 14:16 | |
| 1,2-Dichloropropane | ug/L | ND | 0.50 | 0.36 | 12/15/21 14:16 | |
| 1,3,5-Trimethylbenzene | ug/L | ND | 0.50 | 0.33 | 12/15/21 14:16 | |
| 1,3-Dichlorobenzene | ug/L | ND | 0.50 | 0.34 | 12/15/21 14:16 | |
| 1,3-Dichloropropane | ug/L | ND | 0.50 | 0.28 | 12/15/21 14:16 | |
| 1,4-Dichlorobenzene | ug/L | ND | 0.50 | 0.33 | 12/15/21 14:16 | |
| 2,2-Dichloropropane | ug/L | ND | 0.50 | 0.39 | 12/15/21 14:16 | |
| 2-Chlorotoluene | ug/L | ND | 0.50 | 0.32 | 12/15/21 14:16 | |
| 4-Chlorotoluene | ug/L | ND | 0.50 | 0.32 | 12/15/21 14:16 | |
| Benzene | ug/L | ND | 0.50 | 0.34 | 12/15/21 14:16 | |
| Bromobenzene | ug/L | ND | 0.50 | 0.29 | 12/15/21 14:16 | |
| Bromochloromethane | ug/L | ND | 0.50 | 0.47 | 12/15/21 14:16 | |
| Bromodichloromethane | ug/L | ND | 0.50 | 0.31 | 12/15/21 14:16 | |
| Bromoform | ug/L | ND | 0.50 | 0.34 | 12/15/21 14:16 | |
| Bromomethane | ug/L | ND | 5.0 | 1.7 | 12/15/21 14:16 | |
| Carbon tetrachloride | ug/L | ND | 0.50 | 0.33 | 12/15/21 14:16 | |
| Chlorobenzene | ug/L | ND | 0.50 | 0.28 | 12/15/21 14:16 | |
| Chloroethane | ug/L | ND | 1.0 | 0.65 | 12/15/21 14:16 | |
| Chloroform | ug/L | ND | 0.50 | 0.35 | 12/15/21 14:16 | |
| Chloromethane | ug/L | ND | 1.0 | 0.54 | 12/15/21 14:16 | |
| cis-1,2-Dichloroethene | ug/L | ND | 0.50 | 0.38 | 12/15/21 14:16 | |
| cis-1,3-Dichloropropene | ug/L | ND | 0.50 | 0.36 | 12/15/21 14:16 | |
| Dibromochloromethane | ug/L | ND | 0.50 | 0.36 | 12/15/21 14:16 | |
| Dibromomethane | ug/L | ND | 0.50 | 0.39 | 12/15/21 14:16 | |
| Dichlorodifluoromethane | ug/L | ND | 0.50 | 0.35 | 12/15/21 14:16 | |
| Diisopropyl ether | ug/L | ND | 0.50 | 0.31 | 12/15/21 14:16 | |

**Results presented on this page are in the units indicated by the "Units" column except where an alternate unit is presented to the right of the result.**

## REPORT OF LABORATORY ANALYSIS

This report shall not be reproduced, except in full,
without the written consent of Pace Analytical Services, LLC.

Pace Analytical Services, LLC
9800 Kincey Ave. Suite 100
Huntersville, NC 28078
(704)875-9092

## QUALITY CONTROL DATA

Project: 2020-L1-2448 Incident
Pace Project No.: 92577757

METHOD BLANK: 3490591 Matrix: Water
Associated Lab Samples: 92577757001

| Parameter | Units | Blank Result | Reporting Limit | MDL | Analyzed | Qualifiers |
|---|---|---|---|---|---|---|
| Ethanol | ug/L | ND | 200 | 72.2 | 12/15/21 14:16 | |
| Ethylbenzene | ug/L | ND | 0.50 | 0.30 | 12/15/21 14:16 | |
| Hexachloro-1,3-butadiene | ug/L | ND | 2.0 | 1.5 | 12/15/21 14:16 | |
| Isopropylbenzene (Cumene) | ug/L | ND | 0.50 | 0.33 | 12/15/21 14:16 | |
| m&p-Xylene | ug/L | ND | 1.0 | 0.71 | 12/15/21 14:16 | |
| Methyl-tert-butyl ether | ug/L | ND | 0.50 | 0.42 | 12/15/21 14:16 | |
| Methylene Chloride | ug/L | ND | 2.0 | 2.0 | 12/15/21 14:16 | |
| n-Butylbenzene | ug/L | ND | 0.50 | 0.49 | 12/15/21 14:16 | |
| n-Propylbenzene | ug/L | ND | 0.50 | 0.34 | 12/15/21 14:16 | |
| Naphthalene | ug/L | ND | 2.0 | 0.64 | 12/15/21 14:16 | |
| o-Xylene | ug/L | ND | 0.50 | 0.34 | 12/15/21 14:16 | |
| sec-Butylbenzene | ug/L | ND | 0.50 | 0.40 | 12/15/21 14:16 | |
| Styrene | ug/L | ND | 0.50 | 0.29 | 12/15/21 14:16 | |
| tert-Butylbenzene | ug/L | ND | 0.50 | 0.32 | 12/15/21 14:16 | |
| Tetrachloroethene | ug/L | ND | 0.50 | 0.29 | 12/15/21 14:16 | |
| Toluene | ug/L | ND | 0.50 | 0.48 | 12/15/21 14:16 | |
| trans-1,2-Dichloroethene | ug/L | ND | 0.50 | 0.40 | 12/15/21 14:16 | |
| trans-1,3-Dichloropropene | ug/L | ND | 0.50 | 0.36 | 12/15/21 14:16 | |
| Trichloroethene | ug/L | ND | 0.50 | 0.38 | 12/15/21 14:16 | |
| Trichlorofluoromethane | ug/L | ND | 1.0 | 0.30 | 12/15/21 14:16 | |
| Vinyl chloride | ug/L | ND | 1.0 | 0.39 | 12/15/21 14:16 | |
| 1,2-Dichloroethane-d4 (S) | % | 102 | 70-130 | | 12/15/21 14:16 | |
| 4-Bromofluorobenzene (S) | % | 98 | 70-130 | | 12/15/21 14:16 | |
| Toluene-d8 (S) | % | 101 | 70-130 | | 12/15/21 14:16 | |

LABORATORY CONTROL SAMPLE: 3490592

| Parameter | Units | Spike Conc. | LCS Result | LCS % Rec | % Rec Limits | Qualifiers |
|---|---|---|---|---|---|---|
| 1,1,1,2-Tetrachloroethane | ug/L | 50 | 56.0 | 112 | 60-140 | |
| 1,1,1-Trichloroethane | ug/L | 50 | 47.1 | 94 | 60-140 | |
| 1,1,2,2-Tetrachloroethane | ug/L | 50 | 54.8 | 110 | 60-140 | |
| 1,1,2-Trichloroethane | ug/L | 50 | 51.0 | 102 | 60-140 | |
| 1,1-Dichloroethane | ug/L | 50 | 47.0 | 94 | 60-140 | |
| 1,1-Dichloroethene | ug/L | 50 | 44.3 | 89 | 60-140 | |
| 1,1-Dichloropropene | ug/L | 50 | 45.7 | 91 | 60-140 | |
| 1,2,3-Trichlorobenzene | ug/L | 50 | 55.3 | 111 | 60-140 | |
| 1,2,3-Trichloropropane | ug/L | 50 | 56.7 | 113 | 60-140 | |
| 1,2,4-Trichlorobenzene | ug/L | 50 | 56.4 | 113 | 60-140 | |
| 1,2,4-Trimethylbenzene | ug/L | 50 | 55.0 | 110 | 60-140 | |
| 1,2-Dibromo-3-chloropropane | ug/L | 50 | 58.0 | 116 | 60-140 | |
| 1,2-Dibromoethane (EDB) | ug/L | 50 | 53.1 | 106 | 60-140 | |
| 1,2-Dichlorobenzene | ug/L | 50 | 53.0 | 106 | 60-140 | |
| 1,2-Dichloroethane | ug/L | 50 | 46.2 | 92 | 60-140 | |
| 1,2-Dichloropropane | ug/L | 50 | 51.0 | 102 | 60-140 | |

**Results presented on this page are in the units indicated by the "Units" column except where an alternate unit is presented to the right of the result.**

## REPORT OF LABORATORY ANALYSIS

This report shall not be reproduced, except in full,
without the written consent of Pace Analytical Services, LLC.

**Pace Analytical Services, LLC**
9800 Kincey Ave. Suite 100
Huntersville, NC 28078
(704)875-9092

## QUALITY CONTROL DATA

Project: 2020-L1-2448 Incident
Pace Project No.: 92577757

LABORATORY CONTROL SAMPLE: 3490592

| Parameter | Units | Spike Conc. | LCS Result | LCS % Rec | % Rec Limits | Qualifiers |
|---|---|---|---|---|---|---|
| 1,3,5-Trimethylbenzene | ug/L | 50 | 54.6 | 109 | 60-140 | |
| 1,3-Dichlorobenzene | ug/L | 50 | 52.1 | 104 | 60-140 | |
| 1,3-Dichloropropane | ug/L | 50 | 51.6 | 103 | 60-140 | |
| 1,4-Dichlorobenzene | ug/L | 50 | 52.3 | 105 | 60-140 | |
| 2,2-Dichloropropane | ug/L | 50 | 47.1 | 94 | 60-140 | |
| 2-Chlorotoluene | ug/L | 50 | 52.1 | 104 | 60-140 | |
| 4-Chlorotoluene | ug/L | 50 | 51.6 | 103 | 60-140 | |
| Benzene | ug/L | 50 | 47.6 | 95 | 60-140 | |
| Bromobenzene | ug/L | 50 | 54.2 | 108 | 60-140 | |
| Bromochloromethane | ug/L | 50 | 51.9 | 104 | 60-140 | |
| Bromodichloromethane | ug/L | 50 | 50.8 | 102 | 60-140 | |
| Bromoform | ug/L | 50 | 58.0 | 116 | 60-140 | |
| Bromomethane | ug/L | 50 | 47.2 | 94 | 60-140 | |
| Carbon tetrachloride | ug/L | 50 | 50.6 | 101 | 60-140 | |
| Chlorobenzene | ug/L | 50 | 51.6 | 103 | 60-140 | |
| Chloroethane | ug/L | 50 | 57.7 | 115 | 60-140 | |
| Chloroform | ug/L | 50 | 47.0 | 94 | 60-140 | |
| Chloromethane | ug/L | 50 | 42.0 | 84 | 60-140 | |
| cis-1,2-Dichloroethene | ug/L | 50 | 47.4 | 95 | 60-140 | |
| cis-1,3-Dichloropropene | ug/L | 50 | 53.0 | 106 | 60-140 | |
| Dibromochloromethane | ug/L | 50 | 55.1 | 110 | 60-140 | |
| Dibromomethane | ug/L | 50 | 52.6 | 105 | 60-140 | |
| Dichlorodifluoromethane | ug/L | 50 | 43.8 | 88 | 60-140 | |
| Diisopropyl ether | ug/L | 50 | 47.0 | 94 | 60-140 | |
| Ethanol | ug/L | 2000 | 2020 | 101 | 60-140 | |
| Ethylbenzene | ug/L | 50 | 51.7 | 103 | 60-140 | |
| Hexachloro-1,3-butadiene | ug/L | 50 | 56.6 | 113 | 60-140 | |
| Isopropylbenzene (Cumene) | ug/L | 50 | 56.0 | 112 | 60-140 | |
| m&p-Xylene | ug/L | 100 | 109 | 109 | 60-140 | |
| Methyl-tert-butyl ether | ug/L | 50 | 46.4 | 93 | 60-140 | |
| Methylene Chloride | ug/L | 50 | 51.0 | 102 | 60-140 | |
| n-Butylbenzene | ug/L | 50 | 55.5 | 111 | 60-140 | |
| n-Propylbenzene | ug/L | 50 | 53.0 | 106 | 60-140 | |
| Naphthalene | ug/L | 50 | 54.7 | 109 | 60-140 | |
| o-Xylene | ug/L | 50 | 55.4 | 111 | 60-140 | |
| sec-Butylbenzene | ug/L | 50 | 53.4 | 107 | 60-140 | |
| Styrene | ug/L | 50 | 55.3 | 111 | 60-140 | |
| tert-Butylbenzene | ug/L | 50 | 44.2 | 88 | 60-140 | |
| Tetrachloroethene | ug/L | 50 | 53.1 | 106 | 60-140 | |
| Toluene | ug/L | 50 | 50.0 | 100 | 60-140 | |
| trans-1,2-Dichloroethene | ug/L | 50 | 47.5 | 95 | 60-140 | |
| trans-1,3-Dichloropropene | ug/L | 50 | 53.7 | 107 | 60-140 | |
| Trichloroethene | ug/L | 50 | 48.6 | 97 | 60-140 | |
| Trichlorofluoromethane | ug/L | 50 | 53.6 | 107 | 60-140 | |
| Vinyl chloride | ug/L | 50 | 44.8 | 90 | 60-140 | |
| 1,2-Dichloroethane-d4 (S) | % | | | 96 | 70-130 | |
| 4-Bromofluorobenzene (S) | % | | | 101 | 70-130 | |

**Results presented on this page are in the units indicated by the "Units" column except where an alternate unit is presented to the right of the result.**

## REPORT OF LABORATORY ANALYSIS

This report shall not be reproduced, except in full,
without the written consent of Pace Analytical Services, LLC.

**Pace Analytical Services, LLC**
9800 Kincey Ave. Suite 100
Huntersville, NC 28078
(704)875-9092

## QUALITY CONTROL DATA

Project: 2020-L1-2448 Incident
Pace Project No.: 92577757

LABORATORY CONTROL SAMPLE: 3490592

| Parameter | Units | Spike Conc. | LCS Result | LCS % Rec | % Rec Limits | Qualifiers |
|---|---|---|---|---|---|---|
| Toluene-d8 (S) | % | | | 98 | 70-130 | |

MATRIX SPIKE & MATRIX SPIKE DUPLICATE: 3490593 3490594

| Parameter | Units | 92576844005 Result | MS Spike Conc. | MSD Spike Conc. | MS Result | MSD Result | MS % Rec | MSD % Rec | % Rec Limits | RPD | Max RPD | Qual |
|---|---|---|---|---|---|---|---|---|---|---|---|---|
| 1,1,1,2-Tetrachloroethane | ug/L | <15.6 | 1000 | 1000 | 1160 | 1150 | 116 | 115 | 60-140 | 0 | 30 | |
| 1,1,1-Trichloroethane | ug/L | <16.6 | 1000 | 1000 | 1070 | 1080 | 107 | 108 | 60-140 | 2 | 30 | |
| 1,1,2,2-Tetrachloroethane | ug/L | <11.2 | 1000 | 1000 | 1160 | 1140 | 116 | 114 | 60-140 | 2 | 30 | |
| 1,1,2-Trichloroethane | ug/L | <16.2 | 1000 | 1000 | 1100 | 1130 | 110 | 113 | 60-140 | 2 | 30 | |
| 1,1-Dichloroethane | ug/L | <18.4 | 1000 | 1000 | 1070 | 1070 | 107 | 107 | 60-140 | 0 | 30 | |
| 1,1-Dichloroethene | ug/L | <17.4 | 1000 | 1000 | 1010 | 1020 | 101 | 102 | 60-140 | 1 | 30 | |
| 1,1-Dichloropropene | ug/L | <21.4 | 1000 | 1000 | 1060 | 1060 | 106 | 106 | 60-140 | 0 | 30 | |
| 1,2,3-Trichlorobenzene | ug/L | <40.3 | 1000 | 1000 | 1100 | 1140 | 110 | 114 | 60-140 | 3 | 30 | |
| 1,2,3-Trichloropropane | ug/L | <13.0 | 1000 | 1000 | 1040 | 1030 | 104 | 103 | 60-140 | 1 | 30 | |
| 1,2,4-Trichlorobenzene | ug/L | <32.0 | 1000 | 1000 | 1150 | 1150 | 115 | 115 | 60-140 | 0 | 30 | |
| 1,2,4-Trimethylbenzene | ug/L | 2800 | 1000 | 1000 | 4070 | 3960 | 127 | 116 | 60-140 | 3 | 30 | |
| 1,2-Dibromo-3-chloropropane | ug/L | <17.0 | 1000 | 1000 | 1120 | 1140 | 112 | 114 | 60-140 | 2 | 30 | |
| 1,2-Dibromoethane (EDB) | ug/L | <13.6 | 1000 | 1000 | 1090 | 1080 | 109 | 108 | 60-140 | 1 | 30 | |
| 1,2-Dichlorobenzene | ug/L | <17.0 | 1000 | 1000 | 1110 | 1140 | 111 | 114 | 60-140 | 2 | 30 | |
| 1,2-Dichloroethane | ug/L | <16.1 | 1000 | 1000 | 1030 | 1040 | 103 | 104 | 60-140 | 1 | 30 | |
| 1,2-Dichloropropane | ug/L | <17.8 | 1000 | 1000 | 1100 | 1110 | 110 | 111 | 60-140 | 0 | 30 | |
| 1,3,5-Trimethylbenzene | ug/L | 526 | 1000 | 1000 | 1860 | 1800 | 133 | 127 | 60-140 | 3 | 30 | |
| 1,3-Dichlorobenzene | ug/L | <17.0 | 1000 | 1000 | 1120 | 1120 | 112 | 112 | 60-140 | 0 | 30 | |
| 1,3-Dichloropropane | ug/L | <14.2 | 1000 | 1000 | 1110 | 1080 | 111 | 108 | 60-140 | 3 | 30 | |
| 1,4-Dichlorobenzene | ug/L | <16.6 | 1000 | 1000 | 1110 | 1140 | 111 | 114 | 60-140 | 3 | 30 | |
| 2,2-Dichloropropane | ug/L | <19.4 | 1000 | 1000 | 1050 | 1060 | 105 | 106 | 60-140 | 1 | 30 | |
| 2-Chlorotoluene | ug/L | <16.0 | 1000 | 1000 | 1430 | 1430 | 143 | 143 | 60-140 | 0 | 30 | M1 |
| 4-Chlorotoluene | ug/L | <16.2 | 1000 | 1000 | 1110 | 1080 | 111 | 108 | 60-140 | 3 | 30 | |
| Benzene | ug/L | 309 | 1000 | 1000 | 1370 | 1350 | 106 | 104 | 60-140 | 1 | 30 | |
| Bromobenzene | ug/L | <14.5 | 1000 | 1000 | 1120 | 1150 | 112 | 115 | 60-140 | 3 | 30 | |
| Bromochloromethane | ug/L | <23.4 | 1000 | 1000 | 1130 | 1140 | 113 | 114 | 60-140 | 1 | 30 | |
| Bromodichloromethane | ug/L | <15.4 | 1000 | 1000 | 1060 | 1090 | 106 | 109 | 60-140 | 2 | 30 | |
| Bromoform | ug/L | <17.0 | 1000 | 1000 | 1140 | 1140 | 114 | 114 | 60-140 | 0 | 30 | |
| Bromomethane | ug/L | <83.0 | 1000 | 1000 | 1040 | 1070 | 104 | 107 | 60-140 | 3 | 30 | |
| Carbon tetrachloride | ug/L | <16.6 | 1000 | 1000 | 1080 | 1100 | 108 | 110 | 60-140 | 2 | 30 | |
| Chlorobenzene | ug/L | <14.2 | 1000 | 1000 | 1090 | 1100 | 109 | 110 | 60-140 | 1 | 30 | |
| Chloroethane | ug/L | <32.4 | 1000 | 1000 | 1320 | 1290 | 132 | 129 | 60-140 | 3 | 30 | |
| Chloroform | ug/L | <17.6 | 1000 | 1000 | 1040 | 1060 | 103 | 106 | 60-140 | 2 | 30 | |
| Chloromethane | ug/L | <27.0 | 1000 | 1000 | 817 | 843 | 82 | 84 | 60-140 | 3 | 30 | |
| cis-1,2-Dichloroethene | ug/L | <19.2 | 1000 | 1000 | 1070 | 1080 | 107 | 108 | 60-140 | 0 | 30 | |
| cis-1,3-Dichloropropene | ug/L | <18.2 | 1000 | 1000 | 1070 | 1080 | 107 | 108 | 60-140 | 1 | 30 | |
| Dibromochloromethane | ug/L | <18.0 | 1000 | 1000 | 1120 | 1110 | 112 | 111 | 60-140 | 0 | 30 | |
| Dibromomethane | ug/L | <19.7 | 1000 | 1000 | 1070 | 1090 | 107 | 109 | 60-140 | 2 | 30 | |

**Results presented on this page are in the units indicated by the "Units" column except where an alternate unit is presented to the right of the result.**

## REPORT OF LABORATORY ANALYSIS

This report shall not be reproduced, except in full,
without the written consent of Pace Analytical Services, LLC.

**Pace Analytical Services, LLC**
9800 Kincey Ave. Suite 100
Huntersville, NC 28078
(704)875-9092

## QUALITY CONTROL DATA

Project: 2020-L1-2448 Incident
Pace Project No.: 92577757

MATRIX SPIKE & MATRIX SPIKE DUPLICATE: 3490593 3490594

| Parameter | Units | 92576844005 Result | MS Spike Conc. | MSD Spike Conc. | MS Result | MSD Result | MS % Rec | MSD % Rec | % Rec Limits | RPD | Max RPD | Qual |
|---|---|---|---|---|---|---|---|---|---|---|---|---|
| Dichlorodifluoromethane | ug/L | <17.3 | 1000 | 1000 | 664 | 672 | 66 | 67 | 60-140 | 1 | 30 | |
| Diisopropyl ether | ug/L | <15.4 | 1000 | 1000 | 1040 | 1040 | 104 | 104 | 60-140 | 0 | 30 | |
| Ethanol | ug/L | <3610 | 40000 | 40000 | 47300 | 44700 | 118 | 112 | 60-140 | 6 | 30 | |
| Ethylbenzene | ug/L | 2320 | 1000 | 1000 | 3560 | 3380 | 124 | 106 | 60-140 | 5 | 30 | |
| Hexachloro-1,3-butadiene | ug/L | <76.5 | 1000 | 1000 | 1170 | 1200 | 117 | 120 | 60-140 | 3 | 30 | |
| Isopropylbenzene (Cumene) | ug/L | 112 | 1000 | 1000 | 1360 | 1340 | 124 | 122 | 60-140 | 1 | 30 | |
| m&p-Xylene | ug/L | 13800 | 2000 | 2000 | 16600 | 15400 | 140 | 80 | 60-140 | 7 | 30 | |
| Methyl-tert-butyl ether | ug/L | 778 | 1000 | 1000 | 1790 | 1790 | 101 | 101 | 60-140 | 0 | 30 | |
| Methylene Chloride | ug/L | 246 | 1000 | 1000 | 1460 | 1380 | 121 | 113 | 60-140 | 6 | 30 | |
| n-Butylbenzene | ug/L | 40.7 | 1000 | 1000 | 1230 | 1250 | 119 | 120 | 60-140 | 1 | 30 | |
| n-Propylbenzene | ug/L | 279 | 1000 | 1000 | 1450 | 1440 | 117 | 116 | 60-140 | 0 | 30 | |
| Naphthalene | ug/L | 615 | 1000 | 1000 | 1710 | 1760 | 110 | 115 | 60-140 | 3 | 30 | |
| o-Xylene | ug/L | 7350 | 1000 | 1000 | 8740 | 8180 | 139 | 84 | 60-140 | 7 | 30 | |
| sec-Butylbenzene | ug/L | <20.0 | 1000 | 1000 | 1190 | 1200 | 119 | 120 | 60-140 | 1 | 30 | |
| Styrene | ug/L | <14.6 | 1000 | 1000 | 1260 | 1240 | 126 | 124 | 60-140 | 1 | 30 | |
| tert-Butylbenzene | ug/L | <16.2 | 1000 | 1000 | 1010 | 1010 | 101 | 101 | 60-140 | 0 | 30 | |
| Tetrachloroethene | ug/L | <14.6 | 1000 | 1000 | 1160 | 1150 | 116 | 115 | 60-140 | 1 | 30 | |
| Toluene | ug/L | 5650 | 1000 | 1000 | 6750 | 6390 | 109 | 74 | 60-140 | 5 | 30 | |
| trans-1,2-Dichloroethene | ug/L | <19.8 | 1000 | 1000 | 1040 | 1060 | 104 | 106 | 60-140 | 2 | 30 | |
| trans-1,3-Dichloropropene | ug/L | <18.2 | 1000 | 1000 | 1100 | 1100 | 110 | 110 | 60-140 | 0 | 30 | |
| Trichloroethene | ug/L | <19.2 | 1000 | 1000 | 1040 | 1060 | 104 | 106 | 60-140 | 2 | 30 | |
| Trichlorofluoromethane | ug/L | <14.9 | 1000 | 1000 | 988 | 1000 | 99 | 100 | 60-140 | 1 | 30 | |
| Vinyl chloride | ug/L | <19.3 | 1000 | 1000 | 956 | 952 | 96 | 95 | 60-140 | 0 | 30 | |
| 1,2-Dichloroethane-d4 (S) | % | | | | | | 98 | 97 | 70-130 | | | |
| 4-Bromofluorobenzene (S) | % | | | | | | 101 | 100 | 70-130 | | | |
| Toluene-d8 (S) | % | | | | | | 99 | 99 | 70-130 | | | |

**Results presented on this page are in the units indicated by the "Units" column except where an alternate unit is presented to the right of the result.**

## REPORT OF LABORATORY ANALYSIS

This report shall not be reproduced, except in full,
without the written consent of Pace Analytical Services, LLC.

**Pace Analytical Services, LLC**
9800 Kincey Ave. Suite 100
Huntersville, NC 28078
(704)875-9092

# QUALIFIERS

Project: 2020-L1-2448 Incident
Pace Project No.: 92577757

## DEFINITIONS

DF - Dilution Factor, if reported, represents the factor applied to the reported data due to dilution of the sample aliquot.

ND - Not Detected at or above adjusted reporting limit.

TNTC - Too Numerous To Count

J - Estimated concentration above the adjusted method detection limit and below the adjusted reporting limit.

MDL - Adjusted Method Detection Limit.

PQL - Practical Quantitation Limit.

RL - Reporting Limit - The lowest concentration value that meets project requirements for quantitative data with known precision and bias for a specific analyte in a specific matrix.

S - Surrogate

1,2-Diphenylhydrazine decomposes to and cannot be separated from Azobenzene using Method 8270. The result for each analyte is a combined concentration.

Consistent with EPA guidelines, unrounded data are displayed and have been used to calculate % recovery and RPD values.

LCS(D) - Laboratory Control Sample (Duplicate)

MS(D) - Matrix Spike (Duplicate)

DUP - Sample Duplicate

RPD - Relative Percent Difference

NC - Not Calculable.

SG - Silica Gel - Clean-Up

U - Indicates the compound was analyzed for, but not detected.

Acid preservation may not be appropriate for 2 Chloroethylvinyl ether.

A separate vial preserved to a pH of 4-5 is recommended in SW846 Chapter 4 for the analysis of Acrolein and Acrylonitrile by EPA Method 8260.

N-Nitrosodiphenylamine decomposes and cannot be separated from Diphenylamine using Method 8270. The result reported for each analyte is a combined concentration.

Reported results are not rounded until the final step prior to reporting. Therefore, calculated parameters that are typically reported as "Total" may vary slightly from the sum of the reported component parameters.

Pace Analytical is TNI accredited. Contact your Pace PM for the current list of accredited analytes.

TNI - The NELAC Institute.

## ANALYTE QUALIFIERS

| | |
|---|---|
| M1 | Matrix spike recovery exceeded QC limits. Batch accepted based on laboratory control sample (LCS) recovery. |
| N2 | The lab does not hold NELAC/TNI accreditation for this parameter but other accreditations/certifications may apply. A complete list of accreditations/certifications is available upon request. |



This report shall not be reproduced, except in full,
without the written consent of Pace Analytical Services, LLC.

**Pace Analytical Services, LLC**
9800 Kincey Ave. Suite 100
Huntersville, NC 28078
(704)875-9092

## QUALITY CONTROL DATA CROSS REFERENCE TABLE

Project: 2020-L1-2448 Incident
Pace Project No.: 92577757

| Lab ID | Sample ID | QC Batch Method | QC Batch | Analytical Method | Analytical Batch |
|---|---|---|---|---|---|
| **92577757001** | **13800_HC_RD** | MADEP VPH | 666387 | | |
| **92577757001** | **13800_HC_RD** | EPA 3010A | 666479 | EPA 6010D | 666598 |
| **92577757001** | **13800_HC_RD** | SM 6200B | 666293 | | |



This report shall not be reproduced, except in full,
without the written consent of Pace Analytical Services, LLC.

# CHAIN-OF-CUSTODY Analytical Request Document

Pace Analytical

Chain-of-Custody is a LEGAL DOCUMENT - Complete all relevent fields

WO# : 92577757

92577757

| | |
|---|---|
| Company: Apex Companies | Billing Information: |
| Address: | |
| Report To: Andrew Street | Email To: andrew.street@apexcos.com |
| Copy To: | Site Collection Info/Address: 13800 Huntersville Concord RD |
| Customer Project Name/Number: 2020-LI-2448 | State: NC County/City: Huntersville Time Zone Collected: [ ] PT [ ] MT [ ] CT [ ] ET |
| Phone: Email: | Site/Facility ID #: Compliance Monitoring? [ ] Yes [ ] No |
| Collected By (print): Matt Teixeira | Purchase Order #: Quote #: DW PWS ID #: DW Location Code: |
| Collected By (signature): | Turnaround Date Required: ASAP Immediately Packed on Ice: [ ] Yes [ ] No |
| Sample Disposal: [ ] Dispose as appropriate [ ] Return [ ] Archive: [ ] Hold: | Rush: [ ] Same Day [ ] Next Day [ ] 2 Day [ ] 3 Day [ ] 4 Day [ ] 5 Day (Expedite Charges Apply) Field Filtered (if applicable): [ ] Yes [ ] No Analysis: |

* Matrix Codes (Insert in Matrix box below): Drinking Water (DW), Ground Water (GW), Wastewater (WW), Product (P), Soil/Solid (SL), Oil (OL), Wipe (WP), Air (AR), Tissue (TS), Bioassay (B), Vapor (V), Other (OT)

| Customer Sample ID | Matrix * | Comp / Grab | Collected (or Composite Start) Date | Collected (or Composite Start) Time | Composite End Date | Composite End Time | Res Cl | # of Ctns | VOCs 6200s | MADEP VPH | Lead | | | | | | | | |
|---|---|---|---|---|---|---|---|---|---|---|---|---|---|---|---|---|---|---|---|
| 13800-HC_RD | DW | G | 12-14-21 | 0946 | | | | 8 | X | X | X | | | | | | | | |

Container Preservative Type

** Preservative Types: (1) nitric acid, (2) sulfuric acid, (3) hydrochloric acid, (4) sodium hydroxide, (5) zinc acetate, (6) methanol, (7) sodium bisulfate, (8) sodium thiosulfate, (9) hexane, (A) ascorbic acid, (B) ammonium sulfate, (C) ammonium hydroxide, (D) TSP, (U) Unpreserved, (O) Other _____

Analyses

Lab Profile/Line:

Lab Sample Receipt Checklist:

| | |
|---|---|
| Custody Seals Present/Intact | Y N (NA) |
| Custody Signatures Present | (Y) N NA |
| Collector Signature Present | (Y) N NA |
| Bottles Intact | (Y) N NA |
| Correct Bottles | (Y) N NA |
| Sufficient Volume | (Y) N NA |
| Samples Received on Ice | (Y) N NA |
| VOA - Headspace Acceptable | (Y) N NA |
| USDA Regulated Soils | Y N (NA) |
| Samples in Holding Time | (Y) N NA |
| Residual Chlorine Present | Y N (NA) |
| Cl Strips: | |
| Sample pH Acceptable | (Y) N NA |
| pH Strips: 223819AU | |
| Sulfide Present | Y N (NA) |
| Lead Acetate Strips: | |

LAB USE ONLY:
Lab Sample # / Comments:

92577757

001

Customer Remarks / Special Conditions / Possible Hazards:

Type of Ice Used: (Wet) Blue Dry None

Packing Material Used: bubble bags

Radchem sample(s) screened (<500 cpm): Y N (NA)

SHORT HOLDS PRESENT (<72 hours): Y (N) N/A

Lab Tracking #: 2601458

Samples received via: FEDEX UPS (Client) Courier Pace Courier

Lab Sample Temperature Info:
Temp Blank Received: Y N (NA)
Therm ID#: 92706a1
Cooler 1 Temp Upon Receipt: 5.4 oC
Cooler 1 Therm Corr. Factor: 0.0 oC
Cooler 1 Corrected Temp: 5.4 oC
Comments:

| Relinquished by/Company: (Signature) | Date/Time: | Received by/Company: (Signature) | Date/Time: |
|---|---|---|---|
| Matt T./Apex | 12-14-21/1209 | MD6 Pace HH | 12-14-21 1209 |
| Relinquished by/Company: (Signature) | Date/Time: | Received by/Company: (Signature) | Date/Time: |
| Relinquished by/Company: (Signature) | Date/Time: | Received by/Company: (Signature) | Date/Time: |

MTJL LAB USE ONLY
Table #:
Acctnum:
Template:
Prelogin:
PM:
PB:

Trip Blank Received: Y N (NA)
HCL MeOH TSP Other

Non Conformance(s): YES / (NO)

**Pace Analytical Services, LLC**
9800 Kincey Ave. Suite 100
Huntersville, NC 28078
(704)875-9092

December 30, 2021

Andrew Street
Apex Companies - NC
5900 Northwoods Business Pkwy
Suite 5900-0
Charlotte, NC 28269

RE: Project: 2020-L1-2448 Incident
Pace Project No.: 92577761

Dear Andrew Street:

Enclosed are the analytical results for sample(s) received by the laboratory on December 14, 2021. The results relate only to the samples included in this report. Results reported herein conform to the applicable TNI/NELAC Standards and the laboratory's Quality Manual, where applicable, unless otherwise noted in the body of the report.

The test results provided in this final report were generated by each of the following laboratories within the Pace Network:

- Pace Analytical Services - Asheville
- Pace Analytical Services - Charlotte

If you have any questions concerning this report, please feel free to contact me.

Sincerely,

Angela M. Baioni

Angela Baioni
angela.baioni@pacelabs.com
(704)875-9092
Project Manager

Enclosures

cc: J Culbreath, Colonial Pipeline Company
Naomi Fretz, APEX Companies, LLC
Robert Hughes, Colonial Pipeline
Cameron Lee, Montrose-EPS
Jamie Moran, APEX Companies, LLC
Jeff Morrison, Colonial Pipeline Company
Tom Naumann, APEX Companies - NC
Joe Nicolette, Montrose-EPS
Kaitlyn Nootens, Apex Companies
Christopher Schultz, Apex Companies
Matt Teixeira, Apex Companies, LLC
Michael Verdon, Colonial Pipeline Company
JM Wyatt, Colonial Pipeline Company

**REPORT OF LABORATORY ANALYSIS**

This report shall not be reproduced, except in full,
without the written consent of Pace Analytical Services, LLC.

**Pace Analytical Services, LLC**
9800 Kincey Ave.  Suite 100
Huntersville, NC 28078
(704)875-9092

## CERTIFICATIONS

Project: 2020-L1-2448 Incident
Pace Project No.: 92577761

**Pace Analytical Services Charlotte**

South Carolina Laboratory ID: 99006
9800 Kincey Ave. Ste 100, Huntersville, NC 28078
North Carolina Drinking Water Certification #: 37706
North Carolina Field Services Certification #: 5342
North Carolina Wastewater Certification #: 12
South Carolina Laboratory ID: 99006
South Carolina Certification #: 99006001
South Carolina Drinking Water Cert. #: 99006003
Florida/NELAP Certification #: E87627
Kentucky UST Certification #: 84
Louisiana DoH Drinking Water #: LA029
Virginia/VELAP Certification #: 460221

**Pace Analytical Services Asheville**

2225 Riverside Drive, Asheville, NC  28804
Florida/NELAP Certification #: E87648
North Carolina Drinking Water Certification #: 37712
North Carolina Wastewater Certification #: 40
South Carolina Laboratory ID: 99030
South Carolina Certification #: 99030001
Virginia/VELAP Certification #: 460222



This report shall not be reproduced, except in full,
without the written consent of Pace Analytical Services, LLC.

**Pace Analytical Services, LLC**
9800 Kincey Ave. Suite 100
Huntersville, NC 28078
(704)875-9092

## SAMPLE SUMMARY

Project: 2020-L1-2448 Incident
Pace Project No.: 92577761

| Lab ID | Sample ID | Matrix | Date Collected | Date Received |
|---|---|---|---|---|
| **92577761001** | **13835_AC_RD** | Water | 12/14/21 10:53 | 12/14/21 12:09 |



This report shall not be reproduced, except in full,
without the written consent of Pace Analytical Services, LLC.

**Pace Analytical Services, LLC**
9800 Kincey Ave. Suite 100
Huntersville, NC 28078
(704)875-9092

## SAMPLE ANALYTE COUNT

Project: 2020-L1-2448 Incident
Pace Project No.: 92577761

| Lab ID | Sample ID | Method | Analysts | Analytes Reported | Laboratory |
|---|---|---|---|---|---|
| **92577761001** | **13835_AC_RD** | MADEP VPH | MAD | 6 | PASI-C |
| | | EPA 6010D | DS | 1 | PASI-A |
| | | SM 6200B | CL | 64 | PASI-C |

PASI-A = Pace Analytical Services - Asheville
PASI-C = Pace Analytical Services - Charlotte



This report shall not be reproduced, except in full,
without the written consent of Pace Analytical Services, LLC.

**Pace Analytical Services, LLC**
9800 Kincey Ave. Suite 100
Huntersville, NC 28078
(704)875-9092

## ANALYTICAL RESULTS

Project: 2020-L1-2448 Incident
Pace Project No.: 92577761

**Sample: 13835_AC_RD** **Lab ID: 92577761001** Collected: 12/14/21 10:53 Received: 12/14/21 12:09 Matrix: Water

| Parameters | Results | Units | Report Limit | MDL | DF | Prepared | Analyzed | CAS No. | Qual |
|---|---|---|---|---|---|---|---|---|---|
| **VPH NC Water** | Analytical Method: MADEP VPH<br>Pace Analytical Services - Charlotte | | | | | | | | |
| Total VPH (C5-C12) | ND | ug/L | 50.0 | 50.0 | 1 | | 12/15/21 19:27 | | N2 |
| Aliphatic (C05-C08) | ND | ug/L | 50.0 | 50.0 | 1 | | 12/15/21 19:27 | | N2 |
| Aliphatic(C09-C12) Adjusted | ND | ug/L | 50.0 | 50.0 | 1 | | 12/15/21 19:27 | | N2 |
| Aromatic (C09-C10) | ND | ug/L | 50.0 | 50.0 | 1 | | 12/15/21 19:27 | | N2 |
| ***Surrogates*** | | | | | | | | | |
| 4-Bromofluorobenzene (FID) (S) | 99 | % | 70-130 | | 1 | | 12/15/21 19:27 | 460-00-4 | |
| 4-Bromofluorobenzene (PID) (S) | 94 | % | 70-130 | | 1 | | 12/15/21 19:27 | 460-00-4 | |
| **6010 MET ICP** | Analytical Method: EPA 6010D Preparation Method: EPA 3010A<br>Pace Analytical Services - Asheville | | | | | | | | |
| Lead | ND | ug/L | 5.0 | 4.5 | 1 | 12/16/21 10:31 | 12/29/21 20:18 | 7439-92-1 | |
| **6200B MSV** | Analytical Method: SM 6200B<br>Pace Analytical Services - Charlotte | | | | | | | | |
| Benzene | ND | ug/L | 0.50 | 0.34 | 1 | | 12/15/21 22:50 | 71-43-2 | |
| Bromobenzene | ND | ug/L | 0.50 | 0.29 | 1 | | 12/15/21 22:50 | 108-86-1 | |
| Bromochloromethane | ND | ug/L | 0.50 | 0.47 | 1 | | 12/15/21 22:50 | 74-97-5 | |
| Bromodichloromethane | ND | ug/L | 0.50 | 0.31 | 1 | | 12/15/21 22:50 | 75-27-4 | |
| Bromoform | ND | ug/L | 0.50 | 0.34 | 1 | | 12/15/21 22:50 | 75-25-2 | |
| Bromomethane | ND | ug/L | 5.0 | 1.7 | 1 | | 12/15/21 22:50 | 74-83-9 | |
| n-Butylbenzene | ND | ug/L | 0.50 | 0.49 | 1 | | 12/15/21 22:50 | 104-51-8 | |
| sec-Butylbenzene | ND | ug/L | 0.50 | 0.40 | 1 | | 12/15/21 22:50 | 135-98-8 | |
| tert-Butylbenzene | ND | ug/L | 0.50 | 0.32 | 1 | | 12/15/21 22:50 | 98-06-6 | |
| Carbon tetrachloride | ND | ug/L | 0.50 | 0.33 | 1 | | 12/15/21 22:50 | 56-23-5 | |
| Chlorobenzene | ND | ug/L | 0.50 | 0.28 | 1 | | 12/15/21 22:50 | 108-90-7 | |
| Chloroethane | ND | ug/L | 1.0 | 0.65 | 1 | | 12/15/21 22:50 | 75-00-3 | |
| Chloroform | **0.60** | ug/L | 0.50 | 0.35 | 1 | | 12/15/21 22:50 | 67-66-3 | |
| Chloromethane | ND | ug/L | 1.0 | 0.54 | 1 | | 12/15/21 22:50 | 74-87-3 | |
| 2-Chlorotoluene | ND | ug/L | 0.50 | 0.32 | 1 | | 12/15/21 22:50 | 95-49-8 | |
| 4-Chlorotoluene | ND | ug/L | 0.50 | 0.32 | 1 | | 12/15/21 22:50 | 106-43-4 | |
| 1,2-Dibromo-3-chloropropane | ND | ug/L | 1.0 | 0.34 | 1 | | 12/15/21 22:50 | 96-12-8 | |
| Dibromochloromethane | ND | ug/L | 0.50 | 0.36 | 1 | | 12/15/21 22:50 | 124-48-1 | |
| 1,2-Dibromoethane (EDB) | ND | ug/L | 0.50 | 0.27 | 1 | | 12/15/21 22:50 | 106-93-4 | |
| Dibromomethane | ND | ug/L | 0.50 | 0.39 | 1 | | 12/15/21 22:50 | 74-95-3 | |
| 1,2-Dichlorobenzene | ND | ug/L | 0.50 | 0.34 | 1 | | 12/15/21 22:50 | 95-50-1 | |
| 1,3-Dichlorobenzene | ND | ug/L | 0.50 | 0.34 | 1 | | 12/15/21 22:50 | 541-73-1 | |
| 1,4-Dichlorobenzene | ND | ug/L | 0.50 | 0.33 | 1 | | 12/15/21 22:50 | 106-46-7 | |
| Dichlorodifluoromethane | ND | ug/L | 0.50 | 0.35 | 1 | | 12/15/21 22:50 | 75-71-8 | |
| 1,1-Dichloroethane | ND | ug/L | 0.50 | 0.37 | 1 | | 12/15/21 22:50 | 75-34-3 | |
| 1,2-Dichloroethane | ND | ug/L | 0.50 | 0.32 | 1 | | 12/15/21 22:50 | 107-06-2 | |
| 1,1-Dichloroethene | ND | ug/L | 0.50 | 0.35 | 1 | | 12/15/21 22:50 | 75-35-4 | |
| cis-1,2-Dichloroethene | ND | ug/L | 0.50 | 0.38 | 1 | | 12/15/21 22:50 | 156-59-2 | |
| trans-1,2-Dichloroethene | ND | ug/L | 0.50 | 0.40 | 1 | | 12/15/21 22:50 | 156-60-5 | |
| 1,2-Dichloropropane | ND | ug/L | 0.50 | 0.36 | 1 | | 12/15/21 22:50 | 78-87-5 | |
| 1,3-Dichloropropane | ND | ug/L | 0.50 | 0.28 | 1 | | 12/15/21 22:50 | 142-28-9 | |

## REPORT OF LABORATORY ANALYSIS

This report shall not be reproduced, except in full,
without the written consent of Pace Analytical Services, LLC.

**Pace Analytical Services, LLC**
9800 Kincey Ave. Suite 100
Huntersville, NC 28078
(704)875-9092

## ANALYTICAL RESULTS

Project: 2020-L1-2448 Incident
Pace Project No.: 92577761

**Sample: 13835_AC_RD** **Lab ID: 92577761001** Collected: 12/14/21 10:53 Received: 12/14/21 12:09 Matrix: Water

| Parameters | Results | Units | Report Limit | MDL | DF | Prepared | Analyzed | CAS No. | Qual |
|---|---|---|---|---|---|---|---|---|---|
| **6200B MSV** | Analytical Method: SM 6200B<br>Pace Analytical Services - Charlotte | | | | | | | | |
| 2,2-Dichloropropane | ND | ug/L | 0.50 | 0.39 | 1 | | 12/15/21 22:50 | 594-20-7 | |
| 1,1-Dichloropropene | ND | ug/L | 0.50 | 0.43 | 1 | | 12/15/21 22:50 | 563-58-6 | |
| cis-1,3-Dichloropropene | ND | ug/L | 0.50 | 0.36 | 1 | | 12/15/21 22:50 | 10061-01-5 | |
| trans-1,3-Dichloropropene | ND | ug/L | 0.50 | 0.36 | 1 | | 12/15/21 22:50 | 10061-02-6 | |
| Diisopropyl ether | ND | ug/L | 0.50 | 0.31 | 1 | | 12/15/21 22:50 | 108-20-3 | |
| Ethanol | ND | ug/L | 200 | 72.2 | 1 | | 12/15/21 22:50 | 64-17-5 | |
| Ethylbenzene | ND | ug/L | 0.50 | 0.30 | 1 | | 12/15/21 22:50 | 100-41-4 | |
| Hexachloro-1,3-butadiene | ND | ug/L | 2.0 | 1.5 | 1 | | 12/15/21 22:50 | 87-68-3 | |
| Isopropylbenzene (Cumene) | ND | ug/L | 0.50 | 0.33 | 1 | | 12/15/21 22:50 | 98-82-8 | |
| Methylene Chloride | ND | ug/L | 2.0 | 2.0 | 1 | | 12/15/21 22:50 | 75-09-2 | |
| Methyl-tert-butyl ether | ND | ug/L | 0.50 | 0.42 | 1 | | 12/15/21 22:50 | 1634-04-4 | |
| Naphthalene | ND | ug/L | 2.0 | 0.64 | 1 | | 12/15/21 22:50 | 91-20-3 | |
| n-Propylbenzene | ND | ug/L | 0.50 | 0.34 | 1 | | 12/15/21 22:50 | 103-65-1 | |
| Styrene | ND | ug/L | 0.50 | 0.29 | 1 | | 12/15/21 22:50 | 100-42-5 | |
| 1,1,1,2-Tetrachloroethane | ND | ug/L | 0.50 | 0.31 | 1 | | 12/15/21 22:50 | 630-20-6 | |
| 1,1,2,2-Tetrachloroethane | ND | ug/L | 0.50 | 0.22 | 1 | | 12/15/21 22:50 | 79-34-5 | |
| Tetrachloroethene | ND | ug/L | 0.50 | 0.29 | 1 | | 12/15/21 22:50 | 127-18-4 | |
| Toluene | ND | ug/L | 0.50 | 0.48 | 1 | | 12/15/21 22:50 | 108-88-3 | |
| 1,2,3-Trichlorobenzene | ND | ug/L | 2.0 | 0.81 | 1 | | 12/15/21 22:50 | 87-61-6 | |
| 1,2,4-Trichlorobenzene | ND | ug/L | 2.0 | 0.64 | 1 | | 12/15/21 22:50 | 120-82-1 | |
| 1,1,1-Trichloroethane | ND | ug/L | 0.50 | 0.33 | 1 | | 12/15/21 22:50 | 71-55-6 | |
| 1,1,2-Trichloroethane | ND | ug/L | 0.50 | 0.32 | 1 | | 12/15/21 22:50 | 79-00-5 | |
| Trichloroethene | ND | ug/L | 0.50 | 0.38 | 1 | | 12/15/21 22:50 | 79-01-6 | |
| Trichlorofluoromethane | ND | ug/L | 1.0 | 0.30 | 1 | | 12/15/21 22:50 | 75-69-4 | |
| 1,2,3-Trichloropropane | ND | ug/L | 0.50 | 0.26 | 1 | | 12/15/21 22:50 | 96-18-4 | |
| 1,2,4-Trimethylbenzene | ND | ug/L | 0.50 | 0.50 | 1 | | 12/15/21 22:50 | 95-63-6 | |
| 1,3,5-Trimethylbenzene | ND | ug/L | 0.50 | 0.33 | 1 | | 12/15/21 22:50 | 108-67-8 | |
| Vinyl chloride | ND | ug/L | 1.0 | 0.39 | 1 | | 12/15/21 22:50 | 75-01-4 | |
| m&p-Xylene | ND | ug/L | 1.0 | 0.71 | 1 | | 12/15/21 22:50 | 179601-23-1 | |
| o-Xylene | ND | ug/L | 0.50 | 0.34 | 1 | | 12/15/21 22:50 | 95-47-6 | |
| ***Surrogates*** | | | | | | | | | |
| 1,2-Dichloroethane-d4 (S) | 105 | % | 70-130 | | 1 | | 12/15/21 22:50 | 17060-07-0 | |
| 4-Bromofluorobenzene (S) | 98 | % | 70-130 | | 1 | | 12/15/21 22:50 | 460-00-4 | |
| Toluene-d8 (S) | 100 | % | 70-130 | | 1 | | 12/15/21 22:50 | 2037-26-5 | |

## REPORT OF LABORATORY ANALYSIS

This report shall not be reproduced, except in full,
without the written consent of Pace Analytical Services, LLC.

**Pace Analytical Services, LLC**
9800 Kincey Ave. Suite 100
Huntersville, NC 28078
(704)875-9092

## QUALITY CONTROL DATA

Project: 2020-L1-2448 Incident
Pace Project No.: 92577761

QC Batch: 666387
QC Batch Method: MADEP VPH
Analysis Method: MADEP VPH
Analysis Description: VPH NC Water
Laboratory: Pace Analytical Services - Charlotte
Associated Lab Samples: 92577761001

METHOD BLANK: 3491425 Matrix: Water
Associated Lab Samples: 92577761001

| Parameter | Units | Blank Result | Reporting Limit | MDL | Analyzed | Qualifiers |
|---|---|---|---|---|---|---|
| Aliphatic (C05-C08) | ug/L | ND | 50.0 | 50.0 | 12/15/21 18:02 | N2 |
| Aromatic (C09-C10) | ug/L | ND | 50.0 | 50.0 | 12/15/21 18:02 | N2 |
| 4-Bromofluorobenzene (FID) (S) | % | 96 | 70-130 | | 12/15/21 18:02 | |
| 4-Bromofluorobenzene (PID) (S) | % | 92 | 70-130 | | 12/15/21 18:02 | |

LABORATORY CONTROL SAMPLE & LCSD: 3491426 3491427

| Parameter | Units | Spike Conc. | LCS Result | LCSD Result | LCS % Rec | LCSD % Rec | % Rec Limits | RPD | Max RPD | Qualifiers |
|---|---|---|---|---|---|---|---|---|---|---|
| Aliphatic (C05-C08) | ug/L | 300 | 281 | 332 | 94 | 111 | 70-130 | 17 | 25 | N2 |
| Aromatic (C09-C10) | ug/L | 100 | 96.0 | 100 | 96 | 100 | 70-130 | 4 | 25 | N2 |
| 4-Bromofluorobenzene (FID) (S) | % | | | | 98 | 96 | 70-130 | | | |
| 4-Bromofluorobenzene (PID) (S) | % | | | | 93 | 92 | 70-130 | | | |

**Results presented on this page are in the units indicated by the "Units" column except where an alternate unit is presented to the right of the result.**

## REPORT OF LABORATORY ANALYSIS

This report shall not be reproduced, except in full,
without the written consent of Pace Analytical Services, LLC.

**Pace Analytical Services, LLC**
9800 Kincey Ave. Suite 100
Huntersville, NC 28078
(704)875-9092

## QUALITY CONTROL DATA

Project: 2020-L1-2448 Incident
Pace Project No.: 92577761

QC Batch: 666479
QC Batch Method: EPA 3010A
Analysis Method: EPA 6010D
Analysis Description: 6010 MET
Laboratory: Pace Analytical Services - Asheville
Associated Lab Samples: 92577761001

METHOD BLANK: 3491750 Matrix: Water
Associated Lab Samples: 92577761001

| Parameter | Units | Blank Result | Reporting Limit | MDL | Analyzed | Qualifiers |
|---|---|---|---|---|---|---|
| Lead | ug/L | ND | 5.0 | 4.5 | 12/29/21 19:29 | |

LABORATORY CONTROL SAMPLE: 3491751

| Parameter | Units | Spike Conc. | LCS Result | LCS % Rec | % Rec Limits | Qualifiers |
|---|---|---|---|---|---|---|
| Lead | ug/L | 500 | 523 | 105 | 80-120 | |

MATRIX SPIKE & MATRIX SPIKE DUPLICATE: 3491752 3491753

| Parameter | Units | 92576294001 Result | MS Spike Conc. | MSD Spike Conc. | MS Result | MSD Result | MS % Rec | MSD % Rec | % Rec Limits | RPD | Max RPD | Qual |
|---|---|---|---|---|---|---|---|---|---|---|---|---|
| Lead | ug/L | 8.9 | 500 | 500 | 550 | 539 | 108 | 106 | 75-125 | 2 | 20 | |

**Results presented on this page are in the units indicated by the "Units" column except where an alternate unit is presented to the right of the result.**

## REPORT OF LABORATORY ANALYSIS

This report shall not be reproduced, except in full,
without the written consent of Pace Analytical Services, LLC.

Pace Analytical Services, LLC
9800 Kincey Ave. Suite 100
Huntersville, NC 28078
(704)875-9092

## QUALITY CONTROL DATA

Project: 2020-L1-2448 Incident
Pace Project No.: 92577761

QC Batch: 666293
QC Batch Method: SM 6200B
Analysis Method: SM 6200B
Analysis Description: 6200B MSV
Laboratory: Pace Analytical Services - Charlotte

Associated Lab Samples: 92577761001

METHOD BLANK: 3490591 Matrix: Water
Associated Lab Samples: 92577761001

| Parameter | Units | Blank Result | Reporting Limit | MDL | Analyzed | Qualifiers |
|---|---|---|---|---|---|---|
| 1,1,1,2-Tetrachloroethane | ug/L | ND | 0.50 | 0.31 | 12/15/21 14:16 | |
| 1,1,1-Trichloroethane | ug/L | ND | 0.50 | 0.33 | 12/15/21 14:16 | |
| 1,1,2,2-Tetrachloroethane | ug/L | ND | 0.50 | 0.22 | 12/15/21 14:16 | |
| 1,1,2-Trichloroethane | ug/L | ND | 0.50 | 0.32 | 12/15/21 14:16 | |
| 1,1-Dichloroethane | ug/L | ND | 0.50 | 0.37 | 12/15/21 14:16 | |
| 1,1-Dichloroethene | ug/L | ND | 0.50 | 0.35 | 12/15/21 14:16 | |
| 1,1-Dichloropropene | ug/L | ND | 0.50 | 0.43 | 12/15/21 14:16 | |
| 1,2,3-Trichlorobenzene | ug/L | ND | 2.0 | 0.81 | 12/15/21 14:16 | |
| 1,2,3-Trichloropropane | ug/L | ND | 0.50 | 0.26 | 12/15/21 14:16 | |
| 1,2,4-Trichlorobenzene | ug/L | ND | 2.0 | 0.64 | 12/15/21 14:16 | |
| 1,2,4-Trimethylbenzene | ug/L | ND | 0.50 | 0.50 | 12/15/21 14:16 | |
| 1,2-Dibromo-3-chloropropane | ug/L | ND | 1.0 | 0.34 | 12/15/21 14:16 | |
| 1,2-Dibromoethane (EDB) | ug/L | ND | 0.50 | 0.27 | 12/15/21 14:16 | |
| 1,2-Dichlorobenzene | ug/L | ND | 0.50 | 0.34 | 12/15/21 14:16 | |
| 1,2-Dichloroethane | ug/L | ND | 0.50 | 0.32 | 12/15/21 14:16 | |
| 1,2-Dichloropropane | ug/L | ND | 0.50 | 0.36 | 12/15/21 14:16 | |
| 1,3,5-Trimethylbenzene | ug/L | ND | 0.50 | 0.33 | 12/15/21 14:16 | |
| 1,3-Dichlorobenzene | ug/L | ND | 0.50 | 0.34 | 12/15/21 14:16 | |
| 1,3-Dichloropropane | ug/L | ND | 0.50 | 0.28 | 12/15/21 14:16 | |
| 1,4-Dichlorobenzene | ug/L | ND | 0.50 | 0.33 | 12/15/21 14:16 | |
| 2,2-Dichloropropane | ug/L | ND | 0.50 | 0.39 | 12/15/21 14:16 | |
| 2-Chlorotoluene | ug/L | ND | 0.50 | 0.32 | 12/15/21 14:16 | |
| 4-Chlorotoluene | ug/L | ND | 0.50 | 0.32 | 12/15/21 14:16 | |
| Benzene | ug/L | ND | 0.50 | 0.34 | 12/15/21 14:16 | |
| Bromobenzene | ug/L | ND | 0.50 | 0.29 | 12/15/21 14:16 | |
| Bromochloromethane | ug/L | ND | 0.50 | 0.47 | 12/15/21 14:16 | |
| Bromodichloromethane | ug/L | ND | 0.50 | 0.31 | 12/15/21 14:16 | |
| Bromoform | ug/L | ND | 0.50 | 0.34 | 12/15/21 14:16 | |
| Bromomethane | ug/L | ND | 5.0 | 1.7 | 12/15/21 14:16 | |
| Carbon tetrachloride | ug/L | ND | 0.50 | 0.33 | 12/15/21 14:16 | |
| Chlorobenzene | ug/L | ND | 0.50 | 0.28 | 12/15/21 14:16 | |
| Chloroethane | ug/L | ND | 1.0 | 0.65 | 12/15/21 14:16 | |
| Chloroform | ug/L | ND | 0.50 | 0.35 | 12/15/21 14:16 | |
| Chloromethane | ug/L | ND | 1.0 | 0.54 | 12/15/21 14:16 | |
| cis-1,2-Dichloroethene | ug/L | ND | 0.50 | 0.38 | 12/15/21 14:16 | |
| cis-1,3-Dichloropropene | ug/L | ND | 0.50 | 0.36 | 12/15/21 14:16 | |
| Dibromochloromethane | ug/L | ND | 0.50 | 0.36 | 12/15/21 14:16 | |
| Dibromomethane | ug/L | ND | 0.50 | 0.39 | 12/15/21 14:16 | |
| Dichlorodifluoromethane | ug/L | ND | 0.50 | 0.35 | 12/15/21 14:16 | |
| Diisopropyl ether | ug/L | ND | 0.50 | 0.31 | 12/15/21 14:16 | |

**Results presented on this page are in the units indicated by the "Units" column except where an alternate unit is presented to the right of the result.**

## REPORT OF LABORATORY ANALYSIS

This report shall not be reproduced, except in full,
without the written consent of Pace Analytical Services, LLC.

Pace Analytical Services, LLC
9800 Kincey Ave. Suite 100
Huntersville, NC 28078
(704)875-9092

## QUALITY CONTROL DATA

Project: 2020-L1-2448 Incident
Pace Project No.: 92577761

METHOD BLANK: 3490591 Matrix: Water
Associated Lab Samples: 92577761001

| Parameter | Units | Blank Result | Reporting Limit | MDL | Analyzed | Qualifiers |
|---|---|---|---|---|---|---|
| Ethanol | ug/L | ND | 200 | 72.2 | 12/15/21 14:16 | |
| Ethylbenzene | ug/L | ND | 0.50 | 0.30 | 12/15/21 14:16 | |
| Hexachloro-1,3-butadiene | ug/L | ND | 2.0 | 1.5 | 12/15/21 14:16 | |
| Isopropylbenzene (Cumene) | ug/L | ND | 0.50 | 0.33 | 12/15/21 14:16 | |
| m&p-Xylene | ug/L | ND | 1.0 | 0.71 | 12/15/21 14:16 | |
| Methyl-tert-butyl ether | ug/L | ND | 0.50 | 0.42 | 12/15/21 14:16 | |
| Methylene Chloride | ug/L | ND | 2.0 | 2.0 | 12/15/21 14:16 | |
| n-Butylbenzene | ug/L | ND | 0.50 | 0.49 | 12/15/21 14:16 | |
| n-Propylbenzene | ug/L | ND | 0.50 | 0.34 | 12/15/21 14:16 | |
| Naphthalene | ug/L | ND | 2.0 | 0.64 | 12/15/21 14:16 | |
| o-Xylene | ug/L | ND | 0.50 | 0.34 | 12/15/21 14:16 | |
| sec-Butylbenzene | ug/L | ND | 0.50 | 0.40 | 12/15/21 14:16 | |
| Styrene | ug/L | ND | 0.50 | 0.29 | 12/15/21 14:16 | |
| tert-Butylbenzene | ug/L | ND | 0.50 | 0.32 | 12/15/21 14:16 | |
| Tetrachloroethene | ug/L | ND | 0.50 | 0.29 | 12/15/21 14:16 | |
| Toluene | ug/L | ND | 0.50 | 0.48 | 12/15/21 14:16 | |
| trans-1,2-Dichloroethene | ug/L | ND | 0.50 | 0.40 | 12/15/21 14:16 | |
| trans-1,3-Dichloropropene | ug/L | ND | 0.50 | 0.36 | 12/15/21 14:16 | |
| Trichloroethene | ug/L | ND | 0.50 | 0.38 | 12/15/21 14:16 | |
| Trichlorofluoromethane | ug/L | ND | 1.0 | 0.30 | 12/15/21 14:16 | |
| Vinyl chloride | ug/L | ND | 1.0 | 0.39 | 12/15/21 14:16 | |
| 1,2-Dichloroethane-d4 (S) | % | 102 | 70-130 | | 12/15/21 14:16 | |
| 4-Bromofluorobenzene (S) | % | 98 | 70-130 | | 12/15/21 14:16 | |
| Toluene-d8 (S) | % | 101 | 70-130 | | 12/15/21 14:16 | |

LABORATORY CONTROL SAMPLE: 3490592

| Parameter | Units | Spike Conc. | LCS Result | LCS % Rec | % Rec Limits | Qualifiers |
|---|---|---|---|---|---|---|
| 1,1,1,2-Tetrachloroethane | ug/L | 50 | 56.0 | 112 | 60-140 | |
| 1,1,1-Trichloroethane | ug/L | 50 | 47.1 | 94 | 60-140 | |
| 1,1,2,2-Tetrachloroethane | ug/L | 50 | 54.8 | 110 | 60-140 | |
| 1,1,2-Trichloroethane | ug/L | 50 | 51.0 | 102 | 60-140 | |
| 1,1-Dichloroethane | ug/L | 50 | 47.0 | 94 | 60-140 | |
| 1,1-Dichloroethene | ug/L | 50 | 44.3 | 89 | 60-140 | |
| 1,1-Dichloropropene | ug/L | 50 | 45.7 | 91 | 60-140 | |
| 1,2,3-Trichlorobenzene | ug/L | 50 | 55.3 | 111 | 60-140 | |
| 1,2,3-Trichloropropane | ug/L | 50 | 56.7 | 113 | 60-140 | |
| 1,2,4-Trichlorobenzene | ug/L | 50 | 56.4 | 113 | 60-140 | |
| 1,2,4-Trimethylbenzene | ug/L | 50 | 55.0 | 110 | 60-140 | |
| 1,2-Dibromo-3-chloropropane | ug/L | 50 | 58.0 | 116 | 60-140 | |
| 1,2-Dibromoethane (EDB) | ug/L | 50 | 53.1 | 106 | 60-140 | |
| 1,2-Dichlorobenzene | ug/L | 50 | 53.0 | 106 | 60-140 | |
| 1,2-Dichloroethane | ug/L | 50 | 46.2 | 92 | 60-140 | |
| 1,2-Dichloropropane | ug/L | 50 | 51.0 | 102 | 60-140 | |

**Results presented on this page are in the units indicated by the "Units" column except where an alternate unit is presented to the right of the result.**

## REPORT OF LABORATORY ANALYSIS

This report shall not be reproduced, except in full,
without the written consent of Pace Analytical Services, LLC.

**Pace Analytical Services, LLC**
9800 Kincey Ave. Suite 100
Huntersville, NC 28078
(704)875-9092

## QUALITY CONTROL DATA

Project: 2020-L1-2448 Incident
Pace Project No.: 92577761

LABORATORY CONTROL SAMPLE: 3490592

| Parameter | Units | Spike Conc. | LCS Result | LCS % Rec | % Rec Limits | Qualifiers |
|---|---|---|---|---|---|---|
| 1,3,5-Trimethylbenzene | ug/L | 50 | 54.6 | 109 | 60-140 | |
| 1,3-Dichlorobenzene | ug/L | 50 | 52.1 | 104 | 60-140 | |
| 1,3-Dichloropropane | ug/L | 50 | 51.6 | 103 | 60-140 | |
| 1,4-Dichlorobenzene | ug/L | 50 | 52.3 | 105 | 60-140 | |
| 2,2-Dichloropropane | ug/L | 50 | 47.1 | 94 | 60-140 | |
| 2-Chlorotoluene | ug/L | 50 | 52.1 | 104 | 60-140 | |
| 4-Chlorotoluene | ug/L | 50 | 51.6 | 103 | 60-140 | |
| Benzene | ug/L | 50 | 47.6 | 95 | 60-140 | |
| Bromobenzene | ug/L | 50 | 54.2 | 108 | 60-140 | |
| Bromochloromethane | ug/L | 50 | 51.9 | 104 | 60-140 | |
| Bromodichloromethane | ug/L | 50 | 50.8 | 102 | 60-140 | |
| Bromoform | ug/L | 50 | 58.0 | 116 | 60-140 | |
| Bromomethane | ug/L | 50 | 47.2 | 94 | 60-140 | |
| Carbon tetrachloride | ug/L | 50 | 50.6 | 101 | 60-140 | |
| Chlorobenzene | ug/L | 50 | 51.6 | 103 | 60-140 | |
| Chloroethane | ug/L | 50 | 57.7 | 115 | 60-140 | |
| Chloroform | ug/L | 50 | 47.0 | 94 | 60-140 | |
| Chloromethane | ug/L | 50 | 42.0 | 84 | 60-140 | |
| cis-1,2-Dichloroethene | ug/L | 50 | 47.4 | 95 | 60-140 | |
| cis-1,3-Dichloropropene | ug/L | 50 | 53.0 | 106 | 60-140 | |
| Dibromochloromethane | ug/L | 50 | 55.1 | 110 | 60-140 | |
| Dibromomethane | ug/L | 50 | 52.6 | 105 | 60-140 | |
| Dichlorodifluoromethane | ug/L | 50 | 43.8 | 88 | 60-140 | |
| Diisopropyl ether | ug/L | 50 | 47.0 | 94 | 60-140 | |
| Ethanol | ug/L | 2000 | 2020 | 101 | 60-140 | |
| Ethylbenzene | ug/L | 50 | 51.7 | 103 | 60-140 | |
| Hexachloro-1,3-butadiene | ug/L | 50 | 56.6 | 113 | 60-140 | |
| Isopropylbenzene (Cumene) | ug/L | 50 | 56.0 | 112 | 60-140 | |
| m&p-Xylene | ug/L | 100 | 109 | 109 | 60-140 | |
| Methyl-tert-butyl ether | ug/L | 50 | 46.4 | 93 | 60-140 | |
| Methylene Chloride | ug/L | 50 | 51.0 | 102 | 60-140 | |
| n-Butylbenzene | ug/L | 50 | 55.5 | 111 | 60-140 | |
| n-Propylbenzene | ug/L | 50 | 53.0 | 106 | 60-140 | |
| Naphthalene | ug/L | 50 | 54.7 | 109 | 60-140 | |
| o-Xylene | ug/L | 50 | 55.4 | 111 | 60-140 | |
| sec-Butylbenzene | ug/L | 50 | 53.4 | 107 | 60-140 | |
| Styrene | ug/L | 50 | 55.3 | 111 | 60-140 | |
| tert-Butylbenzene | ug/L | 50 | 44.2 | 88 | 60-140 | |
| Tetrachloroethene | ug/L | 50 | 53.1 | 106 | 60-140 | |
| Toluene | ug/L | 50 | 50.0 | 100 | 60-140 | |
| trans-1,2-Dichloroethene | ug/L | 50 | 47.5 | 95 | 60-140 | |
| trans-1,3-Dichloropropene | ug/L | 50 | 53.7 | 107 | 60-140 | |
| Trichloroethene | ug/L | 50 | 48.6 | 97 | 60-140 | |
| Trichlorofluoromethane | ug/L | 50 | 53.6 | 107 | 60-140 | |
| Vinyl chloride | ug/L | 50 | 44.8 | 90 | 60-140 | |
| 1,2-Dichloroethane-d4 (S) | % | | | 96 | 70-130 | |
| 4-Bromofluorobenzene (S) | % | | | 101 | 70-130 | |

**Results presented on this page are in the units indicated by the "Units" column except where an alternate unit is presented to the right of the result.**

## REPORT OF LABORATORY ANALYSIS

This report shall not be reproduced, except in full,
without the written consent of Pace Analytical Services, LLC.

**Pace Analytical Services, LLC**
9800 Kincey Ave. Suite 100
Huntersville, NC 28078
(704)875-9092

## QUALITY CONTROL DATA

Project: 2020-L1-2448 Incident
Pace Project No.: 92577761

LABORATORY CONTROL SAMPLE: 3490592

| Parameter | Units | Spike Conc. | LCS Result | LCS % Rec | % Rec Limits | Qualifiers |
|---|---|---|---|---|---|---|
| Toluene-d8 (S) | % | | | 98 | 70-130 | |

MATRIX SPIKE & MATRIX SPIKE DUPLICATE: 3490593 3490594

| Parameter | Units | 92576844005 Result | MS Spike Conc. | MSD Spike Conc. | MS Result | MSD Result | MS % Rec | MSD % Rec | % Rec Limits | RPD | Max RPD | Qual |
|---|---|---|---|---|---|---|---|---|---|---|---|---|
| 1,1,1,2-Tetrachloroethane | ug/L | <15.6 | 1000 | 1000 | 1160 | 1150 | 116 | 115 | 60-140 | 0 | 30 | |
| 1,1,1-Trichloroethane | ug/L | <16.6 | 1000 | 1000 | 1070 | 1080 | 107 | 108 | 60-140 | 2 | 30 | |
| 1,1,2,2-Tetrachloroethane | ug/L | <11.2 | 1000 | 1000 | 1160 | 1140 | 116 | 114 | 60-140 | 2 | 30 | |
| 1,1,2-Trichloroethane | ug/L | <16.2 | 1000 | 1000 | 1100 | 1130 | 110 | 113 | 60-140 | 2 | 30 | |
| 1,1-Dichloroethane | ug/L | <18.4 | 1000 | 1000 | 1070 | 1070 | 107 | 107 | 60-140 | 0 | 30 | |
| 1,1-Dichloroethene | ug/L | <17.4 | 1000 | 1000 | 1010 | 1020 | 101 | 102 | 60-140 | 1 | 30 | |
| 1,1-Dichloropropene | ug/L | <21.4 | 1000 | 1000 | 1060 | 1060 | 106 | 106 | 60-140 | 0 | 30 | |
| 1,2,3-Trichlorobenzene | ug/L | <40.3 | 1000 | 1000 | 1100 | 1140 | 110 | 114 | 60-140 | 3 | 30 | |
| 1,2,3-Trichloropropane | ug/L | <13.0 | 1000 | 1000 | 1040 | 1030 | 104 | 103 | 60-140 | 1 | 30 | |
| 1,2,4-Trichlorobenzene | ug/L | <32.0 | 1000 | 1000 | 1150 | 1150 | 115 | 115 | 60-140 | 0 | 30 | |
| 1,2,4-Trimethylbenzene | ug/L | 2800 | 1000 | 1000 | 4070 | 3960 | 127 | 116 | 60-140 | 3 | 30 | |
| 1,2-Dibromo-3-chloropropane | ug/L | <17.0 | 1000 | 1000 | 1120 | 1140 | 112 | 114 | 60-140 | 2 | 30 | |
| 1,2-Dibromoethane (EDB) | ug/L | <13.6 | 1000 | 1000 | 1090 | 1080 | 109 | 108 | 60-140 | 1 | 30 | |
| 1,2-Dichlorobenzene | ug/L | <17.0 | 1000 | 1000 | 1110 | 1140 | 111 | 114 | 60-140 | 2 | 30 | |
| 1,2-Dichloroethane | ug/L | <16.1 | 1000 | 1000 | 1030 | 1040 | 103 | 104 | 60-140 | 1 | 30 | |
| 1,2-Dichloropropane | ug/L | <17.8 | 1000 | 1000 | 1100 | 1110 | 110 | 111 | 60-140 | 0 | 30 | |
| 1,3,5-Trimethylbenzene | ug/L | 526 | 1000 | 1000 | 1860 | 1800 | 133 | 127 | 60-140 | 3 | 30 | |
| 1,3-Dichlorobenzene | ug/L | <17.0 | 1000 | 1000 | 1120 | 1120 | 112 | 112 | 60-140 | 0 | 30 | |
| 1,3-Dichloropropane | ug/L | <14.2 | 1000 | 1000 | 1110 | 1080 | 111 | 108 | 60-140 | 3 | 30 | |
| 1,4-Dichlorobenzene | ug/L | <16.6 | 1000 | 1000 | 1110 | 1140 | 111 | 114 | 60-140 | 3 | 30 | |
| 2,2-Dichloropropane | ug/L | <19.4 | 1000 | 1000 | 1050 | 1060 | 105 | 106 | 60-140 | 1 | 30 | |
| 2-Chlorotoluene | ug/L | <16.0 | 1000 | 1000 | 1430 | 1430 | 143 | 143 | 60-140 | 0 | 30 | M1 |
| 4-Chlorotoluene | ug/L | <16.2 | 1000 | 1000 | 1110 | 1080 | 111 | 108 | 60-140 | 3 | 30 | |
| Benzene | ug/L | 309 | 1000 | 1000 | 1370 | 1350 | 106 | 104 | 60-140 | 1 | 30 | |
| Bromobenzene | ug/L | <14.5 | 1000 | 1000 | 1120 | 1150 | 112 | 115 | 60-140 | 3 | 30 | |
| Bromochloromethane | ug/L | <23.4 | 1000 | 1000 | 1130 | 1140 | 113 | 114 | 60-140 | 1 | 30 | |
| Bromodichloromethane | ug/L | <15.4 | 1000 | 1000 | 1060 | 1090 | 106 | 109 | 60-140 | 2 | 30 | |
| Bromoform | ug/L | <17.0 | 1000 | 1000 | 1140 | 1140 | 114 | 114 | 60-140 | 0 | 30 | |
| Bromomethane | ug/L | <83.0 | 1000 | 1000 | 1040 | 1070 | 104 | 107 | 60-140 | 3 | 30 | |
| Carbon tetrachloride | ug/L | <16.6 | 1000 | 1000 | 1080 | 1100 | 108 | 110 | 60-140 | 2 | 30 | |
| Chlorobenzene | ug/L | <14.2 | 1000 | 1000 | 1090 | 1100 | 109 | 110 | 60-140 | 1 | 30 | |
| Chloroethane | ug/L | <32.4 | 1000 | 1000 | 1320 | 1290 | 132 | 129 | 60-140 | 3 | 30 | |
| Chloroform | ug/L | <17.6 | 1000 | 1000 | 1040 | 1060 | 103 | 106 | 60-140 | 2 | 30 | |
| Chloromethane | ug/L | <27.0 | 1000 | 1000 | 817 | 843 | 82 | 84 | 60-140 | 3 | 30 | |
| cis-1,2-Dichloroethene | ug/L | <19.2 | 1000 | 1000 | 1070 | 1080 | 107 | 108 | 60-140 | 0 | 30 | |
| cis-1,3-Dichloropropene | ug/L | <18.2 | 1000 | 1000 | 1070 | 1080 | 107 | 108 | 60-140 | 1 | 30 | |
| Dibromochloromethane | ug/L | <18.0 | 1000 | 1000 | 1120 | 1110 | 112 | 111 | 60-140 | 0 | 30 | |
| Dibromomethane | ug/L | <19.7 | 1000 | 1000 | 1070 | 1090 | 107 | 109 | 60-140 | 2 | 30 | |

**Results presented on this page are in the units indicated by the "Units" column except where an alternate unit is presented to the right of the result.**

## REPORT OF LABORATORY ANALYSIS

This report shall not be reproduced, except in full,
without the written consent of Pace Analytical Services, LLC.

**Pace Analytical Services, LLC**
9800 Kincey Ave. Suite 100
Huntersville, NC 28078
(704)875-9092

## QUALITY CONTROL DATA

Project: 2020-L1-2448 Incident
Pace Project No.: 92577761

MATRIX SPIKE & MATRIX SPIKE DUPLICATE: 3490593 3490594

| Parameter | Units | 92576844005 Result | MS Spike Conc. | MSD Spike Conc. | MS Result | MSD Result | MS % Rec | MSD % Rec | % Rec Limits | RPD | Max RPD | Qual |
|---|---|---|---|---|---|---|---|---|---|---|---|---|
| Dichlorodifluoromethane | ug/L | <17.3 | 1000 | 1000 | 664 | 672 | 66 | 67 | 60-140 | 1 | 30 | |
| Diisopropyl ether | ug/L | <15.4 | 1000 | 1000 | 1040 | 1040 | 104 | 104 | 60-140 | 0 | 30 | |
| Ethanol | ug/L | <3610 | 40000 | 40000 | 47300 | 44700 | 118 | 112 | 60-140 | 6 | 30 | |
| Ethylbenzene | ug/L | 2320 | 1000 | 1000 | 3560 | 3380 | 124 | 106 | 60-140 | 5 | 30 | |
| Hexachloro-1,3-butadiene | ug/L | <76.5 | 1000 | 1000 | 1170 | 1200 | 117 | 120 | 60-140 | 3 | 30 | |
| Isopropylbenzene (Cumene) | ug/L | 112 | 1000 | 1000 | 1360 | 1340 | 124 | 122 | 60-140 | 1 | 30 | |
| m&p-Xylene | ug/L | 13800 | 2000 | 2000 | 16600 | 15400 | 140 | 80 | 60-140 | 7 | 30 | |
| Methyl-tert-butyl ether | ug/L | 778 | 1000 | 1000 | 1790 | 1790 | 101 | 101 | 60-140 | 0 | 30 | |
| Methylene Chloride | ug/L | 246 | 1000 | 1000 | 1460 | 1380 | 121 | 113 | 60-140 | 6 | 30 | |
| n-Butylbenzene | ug/L | 40.7 | 1000 | 1000 | 1230 | 1250 | 119 | 120 | 60-140 | 1 | 30 | |
| n-Propylbenzene | ug/L | 279 | 1000 | 1000 | 1450 | 1440 | 117 | 116 | 60-140 | 0 | 30 | |
| Naphthalene | ug/L | 615 | 1000 | 1000 | 1710 | 1760 | 110 | 115 | 60-140 | 3 | 30 | |
| o-Xylene | ug/L | 7350 | 1000 | 1000 | 8740 | 8180 | 139 | 84 | 60-140 | 7 | 30 | |
| sec-Butylbenzene | ug/L | <20.0 | 1000 | 1000 | 1190 | 1200 | 119 | 120 | 60-140 | 1 | 30 | |
| Styrene | ug/L | <14.6 | 1000 | 1000 | 1260 | 1240 | 126 | 124 | 60-140 | 1 | 30 | |
| tert-Butylbenzene | ug/L | <16.2 | 1000 | 1000 | 1010 | 1010 | 101 | 101 | 60-140 | 0 | 30 | |
| Tetrachloroethene | ug/L | <14.6 | 1000 | 1000 | 1160 | 1150 | 116 | 115 | 60-140 | 1 | 30 | |
| Toluene | ug/L | 5650 | 1000 | 1000 | 6750 | 6390 | 109 | 74 | 60-140 | 5 | 30 | |
| trans-1,2-Dichloroethene | ug/L | <19.8 | 1000 | 1000 | 1040 | 1060 | 104 | 106 | 60-140 | 2 | 30 | |
| trans-1,3-Dichloropropene | ug/L | <18.2 | 1000 | 1000 | 1100 | 1100 | 110 | 110 | 60-140 | 0 | 30 | |
| Trichloroethene | ug/L | <19.2 | 1000 | 1000 | 1040 | 1060 | 104 | 106 | 60-140 | 2 | 30 | |
| Trichlorofluoromethane | ug/L | <14.9 | 1000 | 1000 | 988 | 1000 | 99 | 100 | 60-140 | 1 | 30 | |
| Vinyl chloride | ug/L | <19.3 | 1000 | 1000 | 956 | 952 | 96 | 95 | 60-140 | 0 | 30 | |
| 1,2-Dichloroethane-d4 (S) | % | | | | | | 98 | 97 | 70-130 | | | |
| 4-Bromofluorobenzene (S) | % | | | | | | 101 | 100 | 70-130 | | | |
| Toluene-d8 (S) | % | | | | | | 99 | 99 | 70-130 | | | |

**Results presented on this page are in the units indicated by the "Units" column except where an alternate unit is presented to the right of the result.**

## REPORT OF LABORATORY ANALYSIS

This report shall not be reproduced, except in full,
without the written consent of Pace Analytical Services, LLC.

**Pace Analytical Services, LLC**
9800 Kincey Ave. Suite 100
Huntersville, NC 28078
(704)875-9092

# QUALIFIERS

Project: 2020-L1-2448 Incident
Pace Project No.: 92577761

## DEFINITIONS

DF - Dilution Factor, if reported, represents the factor applied to the reported data due to dilution of the sample aliquot.

ND - Not Detected at or above adjusted reporting limit.

TNTC - Too Numerous To Count

J - Estimated concentration above the adjusted method detection limit and below the adjusted reporting limit.

MDL - Adjusted Method Detection Limit.

PQL - Practical Quantitation Limit.

RL - Reporting Limit - The lowest concentration value that meets project requirements for quantitative data with known precision and bias for a specific analyte in a specific matrix.

S - Surrogate

1,2-Diphenylhydrazine decomposes to and cannot be separated from Azobenzene using Method 8270. The result for each analyte is a combined concentration.

Consistent with EPA guidelines, unrounded data are displayed and have been used to calculate % recovery and RPD values.

LCS(D) - Laboratory Control Sample (Duplicate)

MS(D) - Matrix Spike (Duplicate)

DUP - Sample Duplicate

RPD - Relative Percent Difference

NC - Not Calculable.

SG - Silica Gel - Clean-Up

U - Indicates the compound was analyzed for, but not detected.

Acid preservation may not be appropriate for 2 Chloroethylvinyl ether.

A separate vial preserved to a pH of 4-5 is recommended in SW846 Chapter 4 for the analysis of Acrolein and Acrylonitrile by EPA Method 8260.

N-Nitrosodiphenylamine decomposes and cannot be separated from Diphenylamine using Method 8270. The result reported for each analyte is a combined concentration.

Reported results are not rounded until the final step prior to reporting. Therefore, calculated parameters that are typically reported as "Total" may vary slightly from the sum of the reported component parameters.

Pace Analytical is TNI accredited. Contact your Pace PM for the current list of accredited analytes.

TNI - The NELAC Institute.

## ANALYTE QUALIFIERS

| | |
|---|---|
| M1 | Matrix spike recovery exceeded QC limits. Batch accepted based on laboratory control sample (LCS) recovery. |
| N2 | The lab does not hold NELAC/TNI accreditation for this parameter but other accreditations/certifications may apply. A complete list of accreditations/certifications is available upon request. |



This report shall not be reproduced, except in full,
without the written consent of Pace Analytical Services, LLC.

**Pace Analytical Services, LLC**
9800 Kincey Ave. Suite 100
Huntersville, NC 28078
(704)875-9092

## QUALITY CONTROL DATA CROSS REFERENCE TABLE

Project: 2020-L1-2448 Incident
Pace Project No.: 92577761

| Lab ID | Sample ID | QC Batch Method | QC Batch | Analytical Method | Analytical Batch |
|---|---|---|---|---|---|
| **92577761001** | **13835_AC_RD** | MADEP VPH | 666387 | | |
| **92577761001** | **13835_AC_RD** | EPA 3010A | 666479 | EPA 6010D | 666598 |
| **92577761001** | **13835_AC_RD** | SM 6200B | 666293 | | |



This report shall not be reproduced, except in full,
without the written consent of Pace Analytical Services, LLC.

Pace Analytical

# CHAIN-OF-CUSTODY Analytical Request Document

Chain-of-Custody is a LEGAL DOCUMENT - Complete all relevent fields

LAB WO# : 92577761

92577761

r Number or

Y

| | |
|---|---|
| Company: Apex Companies | Billing Information: |
| Address: | |
| Report To: Andrew Street | Email To: andrew.street@apexcos.com |
| Copy To: | Site Collection Info/Address: 13835 Asbury Chapel Rd. |
| Customer Project Name/Number: 2020-L1-2448 | State: NC County/City: Huntersville Time Zone Collected: [ ] PT [ ] MT [ ] CT [ ] ET |
| Phone: Email: | Site/Facility ID #: |
| Compliance Monitoring? [ ] Yes [ ] No | |
| Collected By (print): Matt Teixeira | Purchase Order #: Quote #: |
| DW PWS ID #: DW Location Code: | |
| Collected By (signature): [signature] | Turnaround Date Required: ASAP |
| Immediately Packed on Ice: [ ] Yes [ ] No | |
| Sample Disposal: [ ] Dispose as appropriate [ ] Return [ ] Archive: ____ [ ] Hold: ____ | Rush: [ ] Same Day [ ] Next Day [ ] 2 Day [ ] 3 Day [ ] 4 Day [ ] 5 Day (Expedite Charges Apply) |
| Field Filtered (if applicable): [ ] Yes [ ] No Analysis: ____ | |

Container Preservative Type **

Lab Project Manager:

** Preservative Types: (1) nitric acid, (2) sulfuric acid, (3) hydrochloric acid, (4) sodium hydroxide, (5) zinc acetate, (6) methanol, (7) sodium bisulfate, (8) sodium thiosulfate, (9) hexane, (A) ascorbic acid, (B) ammonium sulfate, (C) ammonium hydroxide, (D) TSP, (U) Unpreserved, (O) Other ____

* Matrix Codes (Insert in Matrix box below): Drinking Water (DW), Ground Water (GW), Wastewater (WW), Product (P), Soil/Solid (SL), Oil (OL), Wipe (WP), Air (AR), Tissue (TS), Bioassay (B), Vapor (V), Other (OT)

Analyses

| Customer Sample ID | Matrix * | Comp / Grab | Collected (or Composite Start) Date | Collected (or Composite Start) Time | Composite End Date | Composite End Time | Res Cl | # of Ctns | VOCs 6200B | MADEP VPH | Lead | | | | | | | |
|---|---|---|---|---|---|---|---|---|---|---|---|---|---|---|---|---|---|---|
| 13835-AC-RD | DW | G | 12-14-21 | 1053 | | | | 8 | X | X | X | | | | | | | |

Lab Profile/Line:

Lab Sample Receipt Checklist:

| | |
|---|---|
| Custody Seals Present/Intact | Y N NA |
| Custody Signatures Present | Y N NA |
| Collector Signature Present | Y N NA |
| Bottles Intact | Y N NA |
| Correct Bottles | Y N NA |
| Sufficient Volume | Y N NA |
| Samples Received on Ice | Y N NA |
| VOA - Headspace Acceptable | Y N NA |
| USDA Regulated Soils | Y N NA |
| Samples in Holding Time | Y N NA |
| Residual Chlorine Present | Y N NA |
| Cl Strips: ____ | |
| Sample pH Acceptable | Y N NA |
| pH Strips: 723819AU | |
| Sulfide Present | Y N NA |
| Lead Acetate Strips: ____ | |

LAB USE ONLY:
Lab Sample # / Comments:

92577761

001

Customer Remarks / Special Conditions / Possible Hazards:

Type of Ice Used: Wet Blue Dry None

Packing Material Used: bubble bags

Radchem sample(s) screened (<500 cpm): Y N NA

SHORT HOLDS PRESENT (<72 hours): Y N N/A

Lab Tracking #: 2601460

Samples received via: FEDEX UPS Client Courier Pace Courier

Lab Sample Temperature Info:
Temp Blank Received: Y N NA
Therm ID#: 92T064
Cooler 1 Temp Upon Receipt: 5.4 oC
Cooler 1 Therm Corr. Factor: 0 oC
Cooler 1 Corrected Temp: 5.4 oC
Comments:

| Relinquished by/Company: (Signature) | Date/Time: | Received by/Company: (Signature) | Date/Time: |
|---|---|---|---|
| Matt T. / Apex [signature] | 12-14-21 / 1209 | MJ C Pace AW | 12-14-21 / 1209 |
| Relinquished by/Company: (Signature) | Date/Time: | Received by/Company: (Signature) | Date/Time: |
| Relinquished by/Company: (Signature) | Date/Time: | Received by/Company: (Signature) | Date/Time: |

MTJL LAB USE ONLY
Table #:
Acctnum:
Template:
Prelogin:
PM:
PB:

Trip Blank Received: Y N NA
HCL MeOH TSP Other

Non Conformance(s): YES / NO

Page: of: ____

**Pace Analytical Services, LLC**
9800 Kincey Ave. Suite 100
Huntersville, NC 28078
(704)875-9092

December 30, 2021

Andrew Street
Apex Companies - NC
5900 Northwoods Business Pkwy
Suite 5900-0
Charlotte, NC 28269

RE: Project: 2020-L1-2448 Incident
Pace Project No.: 92577767

Dear Andrew Street:

Enclosed are the analytical results for sample(s) received by the laboratory on December 14, 2021. The results relate only to the samples included in this report. Results reported herein conform to the applicable TNI/NELAC Standards and the laboratory's Quality Manual, where applicable, unless otherwise noted in the body of the report.

The test results provided in this final report were generated by each of the following laboratories within the Pace Network:

- Pace Analytical Services - Asheville
- Pace Analytical Services - Charlotte

If you have any questions concerning this report, please feel free to contact me.

Sincerely,

Angela M. Baioni

Angela Baioni
angela.baioni@pacelabs.com
(704)875-9092
Project Manager

Enclosures

cc: J Culbreath, Colonial Pipeline Company
Naomi Fretz, APEX Companies, LLC
Robert Hughes, Colonial Pipeline
Cameron Lee, Montrose-EPS
Jamie Moran, APEX Companies, LLC
Jeff Morrison, Colonial Pipeline Company
Tom Naumann, APEX Companies - NC
Joe Nicolette, Montrose-EPS
Kaitlyn Nootens, Apex Companies
Christopher Schultz, Apex Companies
Matt Teixeira, Apex Companies, LLC
Michael Verdon, Colonial Pipeline Company
JM Wyatt, Colonial Pipeline Company

**REPORT OF LABORATORY ANALYSIS**

This report shall not be reproduced, except in full,
without the written consent of Pace Analytical Services, LLC.

**Pace Analytical Services, LLC**
9800 Kincey Ave.  Suite 100
Huntersville, NC 28078
(704)875-9092

## CERTIFICATIONS

Project: 2020-L1-2448 Incident
Pace Project No.: 92577767

**Pace Analytical Services Charlotte**

South Carolina Laboratory ID: 99006
9800 Kincey Ave. Ste 100, Huntersville, NC 28078
North Carolina Drinking Water Certification #: 37706
North Carolina Field Services Certification #: 5342
North Carolina Wastewater Certification #: 12
South Carolina Laboratory ID: 99006
South Carolina Certification #: 99006001
South Carolina Drinking Water Cert. #: 99006003
Florida/NELAP Certification #: E87627
Kentucky UST Certification #: 84
Louisiana DoH Drinking Water #: LA029
Virginia/VELAP Certification #: 460221

**Pace Analytical Services Asheville**

2225 Riverside Drive, Asheville, NC  28804
Florida/NELAP Certification #: E87648
North Carolina Drinking Water Certification #: 37712
North Carolina Wastewater Certification #: 40
South Carolina Laboratory ID: 99030
South Carolina Certification #: 99030001
Virginia/VELAP Certification #: 460222



This report shall not be reproduced, except in full,
without the written consent of Pace Analytical Services, LLC.

**Pace Analytical Services, LLC**
9800 Kincey Ave. Suite 100
Huntersville, NC 28078
(704)875-9092

## SAMPLE SUMMARY

Project: 2020-L1-2448 Incident
Pace Project No.: 92577767

| Lab ID | Sample ID | Matrix | Date Collected | Date Received |
|---|---|---|---|---|
| **92577767001** | **14226_HC_RD** | Water | 12/14/21 11:16 | 12/14/21 12:09 |



This report shall not be reproduced, except in full,
without the written consent of Pace Analytical Services, LLC.

**Pace Analytical Services, LLC**
9800 Kincey Ave. Suite 100
Huntersville, NC 28078
(704)875-9092

## SAMPLE ANALYTE COUNT

Project: 2020-L1-2448 Incident
Pace Project No.: 92577767

| Lab ID | Sample ID | Method | Analysts | Analytes Reported | Laboratory |
|---|---|---|---|---|---|
| **92577767001** | **14226_HC_RD** | MADEP VPH | MAD | 6 | PASI-C |
| | | EPA 6010D | DS | 1 | PASI-A |
| | | SM 6200B | CL | 64 | PASI-C |

PASI-A = Pace Analytical Services - Asheville
PASI-C = Pace Analytical Services - Charlotte



This report shall not be reproduced, except in full,
without the written consent of Pace Analytical Services, LLC.

**Pace Analytical Services, LLC**
9800 Kincey Ave. Suite 100
Huntersville, NC 28078
(704)875-9092

## ANALYTICAL RESULTS

Project: 2020-L1-2448 Incident
Pace Project No.: 92577767

**Sample: 14226_HC_RD** **Lab ID: 92577767001** Collected: 12/14/21 11:16 Received: 12/14/21 12:09 Matrix: Water

| Parameters | Results | Units | Report Limit | MDL | DF | Prepared | Analyzed | CAS No. | Qual |
|---|---|---|---|---|---|---|---|---|---|
| **VPH NC Water** | Analytical Method: MADEP VPH<br>Pace Analytical Services - Charlotte | | | | | | | | |
| Total VPH (C5-C12) | ND | ug/L | 50.0 | 50.0 | 1 | | 12/15/21 19:55 | | N2 |
| Aliphatic (C05-C08) | ND | ug/L | 50.0 | 50.0 | 1 | | 12/15/21 19:55 | | N2 |
| Aliphatic(C09-C12) Adjusted | ND | ug/L | 50.0 | 50.0 | 1 | | 12/15/21 19:55 | | N2 |
| Aromatic (C09-C10) | ND | ug/L | 50.0 | 50.0 | 1 | | 12/15/21 19:55 | | N2 |
| ***Surrogates*** | | | | | | | | | |
| 4-Bromofluorobenzene (FID) (S) | 97 | % | 70-130 | | 1 | | 12/15/21 19:55 | 460-00-4 | |
| 4-Bromofluorobenzene (PID) (S) | 93 | % | 70-130 | | 1 | | 12/15/21 19:55 | 460-00-4 | |
| **6010 MET ICP** | Analytical Method: EPA 6010D Preparation Method: EPA 3010A<br>Pace Analytical Services - Asheville | | | | | | | | |
| Lead | ND | ug/L | 5.0 | 4.5 | 1 | 12/16/21 10:31 | 12/29/21 20:21 | 7439-92-1 | |
| **6200B MSV** | Analytical Method: SM 6200B<br>Pace Analytical Services - Charlotte | | | | | | | | |
| Benzene | ND | ug/L | 0.50 | 0.34 | 1 | | 12/15/21 23:08 | 71-43-2 | |
| Bromobenzene | ND | ug/L | 0.50 | 0.29 | 1 | | 12/15/21 23:08 | 108-86-1 | |
| Bromochloromethane | ND | ug/L | 0.50 | 0.47 | 1 | | 12/15/21 23:08 | 74-97-5 | |
| Bromodichloromethane | ND | ug/L | 0.50 | 0.31 | 1 | | 12/15/21 23:08 | 75-27-4 | |
| Bromoform | ND | ug/L | 0.50 | 0.34 | 1 | | 12/15/21 23:08 | 75-25-2 | |
| Bromomethane | ND | ug/L | 5.0 | 1.7 | 1 | | 12/15/21 23:08 | 74-83-9 | |
| n-Butylbenzene | ND | ug/L | 0.50 | 0.49 | 1 | | 12/15/21 23:08 | 104-51-8 | |
| sec-Butylbenzene | ND | ug/L | 0.50 | 0.40 | 1 | | 12/15/21 23:08 | 135-98-8 | |
| tert-Butylbenzene | ND | ug/L | 0.50 | 0.32 | 1 | | 12/15/21 23:08 | 98-06-6 | |
| Carbon tetrachloride | ND | ug/L | 0.50 | 0.33 | 1 | | 12/15/21 23:08 | 56-23-5 | |
| Chlorobenzene | ND | ug/L | 0.50 | 0.28 | 1 | | 12/15/21 23:08 | 108-90-7 | |
| Chloroethane | ND | ug/L | 1.0 | 0.65 | 1 | | 12/15/21 23:08 | 75-00-3 | |
| Chloroform | ND | ug/L | 0.50 | 0.35 | 1 | | 12/15/21 23:08 | 67-66-3 | |
| Chloromethane | ND | ug/L | 1.0 | 0.54 | 1 | | 12/15/21 23:08 | 74-87-3 | |
| 2-Chlorotoluene | ND | ug/L | 0.50 | 0.32 | 1 | | 12/15/21 23:08 | 95-49-8 | |
| 4-Chlorotoluene | ND | ug/L | 0.50 | 0.32 | 1 | | 12/15/21 23:08 | 106-43-4 | |
| 1,2-Dibromo-3-chloropropane | ND | ug/L | 1.0 | 0.34 | 1 | | 12/15/21 23:08 | 96-12-8 | |
| Dibromochloromethane | ND | ug/L | 0.50 | 0.36 | 1 | | 12/15/21 23:08 | 124-48-1 | |
| 1,2-Dibromoethane (EDB) | ND | ug/L | 0.50 | 0.27 | 1 | | 12/15/21 23:08 | 106-93-4 | |
| Dibromomethane | ND | ug/L | 0.50 | 0.39 | 1 | | 12/15/21 23:08 | 74-95-3 | |
| 1,2-Dichlorobenzene | ND | ug/L | 0.50 | 0.34 | 1 | | 12/15/21 23:08 | 95-50-1 | |
| 1,3-Dichlorobenzene | ND | ug/L | 0.50 | 0.34 | 1 | | 12/15/21 23:08 | 541-73-1 | |
| 1,4-Dichlorobenzene | ND | ug/L | 0.50 | 0.33 | 1 | | 12/15/21 23:08 | 106-46-7 | |
| Dichlorodifluoromethane | ND | ug/L | 0.50 | 0.35 | 1 | | 12/15/21 23:08 | 75-71-8 | |
| 1,1-Dichloroethane | ND | ug/L | 0.50 | 0.37 | 1 | | 12/15/21 23:08 | 75-34-3 | |
| 1,2-Dichloroethane | ND | ug/L | 0.50 | 0.32 | 1 | | 12/15/21 23:08 | 107-06-2 | |
| 1,1-Dichloroethene | ND | ug/L | 0.50 | 0.35 | 1 | | 12/15/21 23:08 | 75-35-4 | |
| cis-1,2-Dichloroethene | ND | ug/L | 0.50 | 0.38 | 1 | | 12/15/21 23:08 | 156-59-2 | |
| trans-1,2-Dichloroethene | ND | ug/L | 0.50 | 0.40 | 1 | | 12/15/21 23:08 | 156-60-5 | |
| 1,2-Dichloropropane | ND | ug/L | 0.50 | 0.36 | 1 | | 12/15/21 23:08 | 78-87-5 | |
| 1,3-Dichloropropane | ND | ug/L | 0.50 | 0.28 | 1 | | 12/15/21 23:08 | 142-28-9 | |

## REPORT OF LABORATORY ANALYSIS

This report shall not be reproduced, except in full,
without the written consent of Pace Analytical Services, LLC.

**Pace Analytical Services, LLC**
9800 Kincey Ave. Suite 100
Huntersville, NC 28078
(704)875-9092

## ANALYTICAL RESULTS

Project: 2020-L1-2448 Incident
Pace Project No.: 92577767

**Sample: 14226_HC_RD** **Lab ID: 92577767001** Collected: 12/14/21 11:16 Received: 12/14/21 12:09 Matrix: Water

| Parameters | Results | Units | Report Limit | MDL | DF | Prepared | Analyzed | CAS No. | Qual |
|---|---|---|---|---|---|---|---|---|---|
| **6200B MSV** | Analytical Method: SM 6200B<br>Pace Analytical Services - Charlotte | | | | | | | | |
| 2,2-Dichloropropane | ND | ug/L | 0.50 | 0.39 | 1 | | 12/15/21 23:08 | 594-20-7 | |
| 1,1-Dichloropropene | ND | ug/L | 0.50 | 0.43 | 1 | | 12/15/21 23:08 | 563-58-6 | |
| cis-1,3-Dichloropropene | ND | ug/L | 0.50 | 0.36 | 1 | | 12/15/21 23:08 | 10061-01-5 | |
| trans-1,3-Dichloropropene | ND | ug/L | 0.50 | 0.36 | 1 | | 12/15/21 23:08 | 10061-02-6 | |
| Diisopropyl ether | ND | ug/L | 0.50 | 0.31 | 1 | | 12/15/21 23:08 | 108-20-3 | |
| Ethanol | ND | ug/L | 200 | 72.2 | 1 | | 12/15/21 23:08 | 64-17-5 | |
| Ethylbenzene | ND | ug/L | 0.50 | 0.30 | 1 | | 12/15/21 23:08 | 100-41-4 | |
| Hexachloro-1,3-butadiene | ND | ug/L | 2.0 | 1.5 | 1 | | 12/15/21 23:08 | 87-68-3 | |
| Isopropylbenzene (Cumene) | ND | ug/L | 0.50 | 0.33 | 1 | | 12/15/21 23:08 | 98-82-8 | |
| Methylene Chloride | ND | ug/L | 2.0 | 2.0 | 1 | | 12/15/21 23:08 | 75-09-2 | |
| Methyl-tert-butyl ether | ND | ug/L | 0.50 | 0.42 | 1 | | 12/15/21 23:08 | 1634-04-4 | |
| Naphthalene | ND | ug/L | 2.0 | 0.64 | 1 | | 12/15/21 23:08 | 91-20-3 | |
| n-Propylbenzene | ND | ug/L | 0.50 | 0.34 | 1 | | 12/15/21 23:08 | 103-65-1 | |
| Styrene | ND | ug/L | 0.50 | 0.29 | 1 | | 12/15/21 23:08 | 100-42-5 | |
| 1,1,1,2-Tetrachloroethane | ND | ug/L | 0.50 | 0.31 | 1 | | 12/15/21 23:08 | 630-20-6 | |
| 1,1,2,2-Tetrachloroethane | ND | ug/L | 0.50 | 0.22 | 1 | | 12/15/21 23:08 | 79-34-5 | |
| Tetrachloroethene | ND | ug/L | 0.50 | 0.29 | 1 | | 12/15/21 23:08 | 127-18-4 | |
| Toluene | ND | ug/L | 0.50 | 0.48 | 1 | | 12/15/21 23:08 | 108-88-3 | |
| 1,2,3-Trichlorobenzene | ND | ug/L | 2.0 | 0.81 | 1 | | 12/15/21 23:08 | 87-61-6 | |
| 1,2,4-Trichlorobenzene | ND | ug/L | 2.0 | 0.64 | 1 | | 12/15/21 23:08 | 120-82-1 | |
| 1,1,1-Trichloroethane | ND | ug/L | 0.50 | 0.33 | 1 | | 12/15/21 23:08 | 71-55-6 | |
| 1,1,2-Trichloroethane | ND | ug/L | 0.50 | 0.32 | 1 | | 12/15/21 23:08 | 79-00-5 | |
| Trichloroethene | ND | ug/L | 0.50 | 0.38 | 1 | | 12/15/21 23:08 | 79-01-6 | |
| Trichlorofluoromethane | ND | ug/L | 1.0 | 0.30 | 1 | | 12/15/21 23:08 | 75-69-4 | |
| 1,2,3-Trichloropropane | ND | ug/L | 0.50 | 0.26 | 1 | | 12/15/21 23:08 | 96-18-4 | |
| 1,2,4-Trimethylbenzene | ND | ug/L | 0.50 | 0.50 | 1 | | 12/15/21 23:08 | 95-63-6 | |
| 1,3,5-Trimethylbenzene | ND | ug/L | 0.50 | 0.33 | 1 | | 12/15/21 23:08 | 108-67-8 | |
| Vinyl chloride | ND | ug/L | 1.0 | 0.39 | 1 | | 12/15/21 23:08 | 75-01-4 | |
| m&p-Xylene | ND | ug/L | 1.0 | 0.71 | 1 | | 12/15/21 23:08 | 179601-23-1 | |
| o-Xylene | ND | ug/L | 0.50 | 0.34 | 1 | | 12/15/21 23:08 | 95-47-6 | |
| ***Surrogates*** | | | | | | | | | |
| 1,2-Dichloroethane-d4 (S) | 105 | % | 70-130 | | 1 | | 12/15/21 23:08 | 17060-07-0 | |
| 4-Bromofluorobenzene (S) | 97 | % | 70-130 | | 1 | | 12/15/21 23:08 | 460-00-4 | |
| Toluene-d8 (S) | 101 | % | 70-130 | | 1 | | 12/15/21 23:08 | 2037-26-5 | |

## REPORT OF LABORATORY ANALYSIS

This report shall not be reproduced, except in full,
without the written consent of Pace Analytical Services, LLC.

**Pace Analytical Services, LLC**
9800 Kincey Ave. Suite 100
Huntersville, NC 28078
(704)875-9092

## QUALITY CONTROL DATA

Project: 2020-L1-2448 Incident
Pace Project No.: 92577767

QC Batch: 666387
QC Batch Method: MADEP VPH
Analysis Method: MADEP VPH
Analysis Description: VPH NC Water
Laboratory: Pace Analytical Services - Charlotte
Associated Lab Samples: 92577767001

METHOD BLANK: 3491425 Matrix: Water
Associated Lab Samples: 92577767001

| Parameter | Units | Blank Result | Reporting Limit | MDL | Analyzed | Qualifiers |
|---|---|---|---|---|---|---|
| Aliphatic (C05-C08) | ug/L | ND | 50.0 | 50.0 | 12/15/21 18:02 | N2 |
| Aromatic (C09-C10) | ug/L | ND | 50.0 | 50.0 | 12/15/21 18:02 | N2 |
| 4-Bromofluorobenzene (FID) (S) | % | 96 | 70-130 | | 12/15/21 18:02 | |
| 4-Bromofluorobenzene (PID) (S) | % | 92 | 70-130 | | 12/15/21 18:02 | |

LABORATORY CONTROL SAMPLE & LCSD: 3491426 3491427

| Parameter | Units | Spike Conc. | LCS Result | LCSD Result | LCS % Rec | LCSD % Rec | % Rec Limits | RPD | Max RPD | Qualifiers |
|---|---|---|---|---|---|---|---|---|---|---|
| Aliphatic (C05-C08) | ug/L | 300 | 281 | 332 | 94 | 111 | 70-130 | 17 | 25 | N2 |
| Aromatic (C09-C10) | ug/L | 100 | 96.0 | 100 | 96 | 100 | 70-130 | 4 | 25 | N2 |
| 4-Bromofluorobenzene (FID) (S) | % | | | | 98 | 96 | 70-130 | | | |
| 4-Bromofluorobenzene (PID) (S) | % | | | | 93 | 92 | 70-130 | | | |

**Results presented on this page are in the units indicated by the "Units" column except where an alternate unit is presented to the right of the result.**

## REPORT OF LABORATORY ANALYSIS

This report shall not be reproduced, except in full,
without the written consent of Pace Analytical Services, LLC.

**Pace Analytical Services, LLC**
9800 Kincey Ave. Suite 100
Huntersville, NC 28078
(704)875-9092

## QUALITY CONTROL DATA

Project: 2020-L1-2448 Incident
Pace Project No.: 92577767

QC Batch: 666479
QC Batch Method: EPA 3010A
Analysis Method: EPA 6010D
Analysis Description: 6010 MET
Laboratory: Pace Analytical Services - Asheville
Associated Lab Samples: 92577767001

METHOD BLANK: 3491750 Matrix: Water
Associated Lab Samples: 92577767001

| Parameter | Units | Blank Result | Reporting Limit | MDL | Analyzed | Qualifiers |
|---|---|---|---|---|---|---|
| Lead | ug/L | ND | 5.0 | 4.5 | 12/29/21 19:29 | |

LABORATORY CONTROL SAMPLE: 3491751

| Parameter | Units | Spike Conc. | LCS Result | LCS % Rec | % Rec Limits | Qualifiers |
|---|---|---|---|---|---|---|
| Lead | ug/L | 500 | 523 | 105 | 80-120 | |

MATRIX SPIKE & MATRIX SPIKE DUPLICATE: 3491752 3491753

| Parameter | Units | 92576294001 Result | MS Spike Conc. | MSD Spike Conc. | MS Result | MSD Result | MS % Rec | MSD % Rec | % Rec Limits | RPD | Max RPD | Qual |
|---|---|---|---|---|---|---|---|---|---|---|---|---|
| Lead | ug/L | 8.9 | 500 | 500 | 550 | 539 | 108 | 106 | 75-125 | 2 | 20 | |

**Results presented on this page are in the units indicated by the "Units" column except where an alternate unit is presented to the right of the result.**

## REPORT OF LABORATORY ANALYSIS

This report shall not be reproduced, except in full,
without the written consent of Pace Analytical Services, LLC.

Pace Analytical Services, LLC
9800 Kincey Ave. Suite 100
Huntersville, NC 28078
(704)875-9092

## QUALITY CONTROL DATA

Project: 2020-L1-2448 Incident
Pace Project No.: 92577767

QC Batch: 666293
QC Batch Method: SM 6200B
Analysis Method: SM 6200B
Analysis Description: 6200B MSV
Laboratory: Pace Analytical Services - Charlotte

Associated Lab Samples: 92577767001

METHOD BLANK: 3490591 Matrix: Water
Associated Lab Samples: 92577767001

| Parameter | Units | Blank Result | Reporting Limit | MDL | Analyzed | Qualifiers |
|---|---|---|---|---|---|---|
| 1,1,1,2-Tetrachloroethane | ug/L | ND | 0.50 | 0.31 | 12/15/21 14:16 | |
| 1,1,1-Trichloroethane | ug/L | ND | 0.50 | 0.33 | 12/15/21 14:16 | |
| 1,1,2,2-Tetrachloroethane | ug/L | ND | 0.50 | 0.22 | 12/15/21 14:16 | |
| 1,1,2-Trichloroethane | ug/L | ND | 0.50 | 0.32 | 12/15/21 14:16 | |
| 1,1-Dichloroethane | ug/L | ND | 0.50 | 0.37 | 12/15/21 14:16 | |
| 1,1-Dichloroethene | ug/L | ND | 0.50 | 0.35 | 12/15/21 14:16 | |
| 1,1-Dichloropropene | ug/L | ND | 0.50 | 0.43 | 12/15/21 14:16 | |
| 1,2,3-Trichlorobenzene | ug/L | ND | 2.0 | 0.81 | 12/15/21 14:16 | |
| 1,2,3-Trichloropropane | ug/L | ND | 0.50 | 0.26 | 12/15/21 14:16 | |
| 1,2,4-Trichlorobenzene | ug/L | ND | 2.0 | 0.64 | 12/15/21 14:16 | |
| 1,2,4-Trimethylbenzene | ug/L | ND | 0.50 | 0.50 | 12/15/21 14:16 | |
| 1,2-Dibromo-3-chloropropane | ug/L | ND | 1.0 | 0.34 | 12/15/21 14:16 | |
| 1,2-Dibromoethane (EDB) | ug/L | ND | 0.50 | 0.27 | 12/15/21 14:16 | |
| 1,2-Dichlorobenzene | ug/L | ND | 0.50 | 0.34 | 12/15/21 14:16 | |
| 1,2-Dichloroethane | ug/L | ND | 0.50 | 0.32 | 12/15/21 14:16 | |
| 1,2-Dichloropropane | ug/L | ND | 0.50 | 0.36 | 12/15/21 14:16 | |
| 1,3,5-Trimethylbenzene | ug/L | ND | 0.50 | 0.33 | 12/15/21 14:16 | |
| 1,3-Dichlorobenzene | ug/L | ND | 0.50 | 0.34 | 12/15/21 14:16 | |
| 1,3-Dichloropropane | ug/L | ND | 0.50 | 0.28 | 12/15/21 14:16 | |
| 1,4-Dichlorobenzene | ug/L | ND | 0.50 | 0.33 | 12/15/21 14:16 | |
| 2,2-Dichloropropane | ug/L | ND | 0.50 | 0.39 | 12/15/21 14:16 | |
| 2-Chlorotoluene | ug/L | ND | 0.50 | 0.32 | 12/15/21 14:16 | |
| 4-Chlorotoluene | ug/L | ND | 0.50 | 0.32 | 12/15/21 14:16 | |
| Benzene | ug/L | ND | 0.50 | 0.34 | 12/15/21 14:16 | |
| Bromobenzene | ug/L | ND | 0.50 | 0.29 | 12/15/21 14:16 | |
| Bromochloromethane | ug/L | ND | 0.50 | 0.47 | 12/15/21 14:16 | |
| Bromodichloromethane | ug/L | ND | 0.50 | 0.31 | 12/15/21 14:16 | |
| Bromoform | ug/L | ND | 0.50 | 0.34 | 12/15/21 14:16 | |
| Bromomethane | ug/L | ND | 5.0 | 1.7 | 12/15/21 14:16 | |
| Carbon tetrachloride | ug/L | ND | 0.50 | 0.33 | 12/15/21 14:16 | |
| Chlorobenzene | ug/L | ND | 0.50 | 0.28 | 12/15/21 14:16 | |
| Chloroethane | ug/L | ND | 1.0 | 0.65 | 12/15/21 14:16 | |
| Chloroform | ug/L | ND | 0.50 | 0.35 | 12/15/21 14:16 | |
| Chloromethane | ug/L | ND | 1.0 | 0.54 | 12/15/21 14:16 | |
| cis-1,2-Dichloroethene | ug/L | ND | 0.50 | 0.38 | 12/15/21 14:16 | |
| cis-1,3-Dichloropropene | ug/L | ND | 0.50 | 0.36 | 12/15/21 14:16 | |
| Dibromochloromethane | ug/L | ND | 0.50 | 0.36 | 12/15/21 14:16 | |
| Dibromomethane | ug/L | ND | 0.50 | 0.39 | 12/15/21 14:16 | |
| Dichlorodifluoromethane | ug/L | ND | 0.50 | 0.35 | 12/15/21 14:16 | |
| Diisopropyl ether | ug/L | ND | 0.50 | 0.31 | 12/15/21 14:16 | |

**Results presented on this page are in the units indicated by the "Units" column except where an alternate unit is presented to the right of the result.**

## REPORT OF LABORATORY ANALYSIS

This report shall not be reproduced, except in full,
without the written consent of Pace Analytical Services, LLC.

Pace Analytical Services, LLC
9800 Kincey Ave. Suite 100
Huntersville, NC 28078
(704)875-9092

## QUALITY CONTROL DATA

Project: 2020-L1-2448 Incident
Pace Project No.: 92577767

METHOD BLANK: 3490591 Matrix: Water
Associated Lab Samples: 92577767001

| Parameter | Units | Blank Result | Reporting Limit | MDL | Analyzed | Qualifiers |
|---|---|---|---|---|---|---|
| Ethanol | ug/L | ND | 200 | 72.2 | 12/15/21 14:16 | |
| Ethylbenzene | ug/L | ND | 0.50 | 0.30 | 12/15/21 14:16 | |
| Hexachloro-1,3-butadiene | ug/L | ND | 2.0 | 1.5 | 12/15/21 14:16 | |
| Isopropylbenzene (Cumene) | ug/L | ND | 0.50 | 0.33 | 12/15/21 14:16 | |
| m&p-Xylene | ug/L | ND | 1.0 | 0.71 | 12/15/21 14:16 | |
| Methyl-tert-butyl ether | ug/L | ND | 0.50 | 0.42 | 12/15/21 14:16 | |
| Methylene Chloride | ug/L | ND | 2.0 | 2.0 | 12/15/21 14:16 | |
| n-Butylbenzene | ug/L | ND | 0.50 | 0.49 | 12/15/21 14:16 | |
| n-Propylbenzene | ug/L | ND | 0.50 | 0.34 | 12/15/21 14:16 | |
| Naphthalene | ug/L | ND | 2.0 | 0.64 | 12/15/21 14:16 | |
| o-Xylene | ug/L | ND | 0.50 | 0.34 | 12/15/21 14:16 | |
| sec-Butylbenzene | ug/L | ND | 0.50 | 0.40 | 12/15/21 14:16 | |
| Styrene | ug/L | ND | 0.50 | 0.29 | 12/15/21 14:16 | |
| tert-Butylbenzene | ug/L | ND | 0.50 | 0.32 | 12/15/21 14:16 | |
| Tetrachloroethene | ug/L | ND | 0.50 | 0.29 | 12/15/21 14:16 | |
| Toluene | ug/L | ND | 0.50 | 0.48 | 12/15/21 14:16 | |
| trans-1,2-Dichloroethene | ug/L | ND | 0.50 | 0.40 | 12/15/21 14:16 | |
| trans-1,3-Dichloropropene | ug/L | ND | 0.50 | 0.36 | 12/15/21 14:16 | |
| Trichloroethene | ug/L | ND | 0.50 | 0.38 | 12/15/21 14:16 | |
| Trichlorofluoromethane | ug/L | ND | 1.0 | 0.30 | 12/15/21 14:16 | |
| Vinyl chloride | ug/L | ND | 1.0 | 0.39 | 12/15/21 14:16 | |
| 1,2-Dichloroethane-d4 (S) | % | 102 | 70-130 | | 12/15/21 14:16 | |
| 4-Bromofluorobenzene (S) | % | 98 | 70-130 | | 12/15/21 14:16 | |
| Toluene-d8 (S) | % | 101 | 70-130 | | 12/15/21 14:16 | |

LABORATORY CONTROL SAMPLE: 3490592

| Parameter | Units | Spike Conc. | LCS Result | LCS % Rec | % Rec Limits | Qualifiers |
|---|---|---|---|---|---|---|
| 1,1,1,2-Tetrachloroethane | ug/L | 50 | 56.0 | 112 | 60-140 | |
| 1,1,1-Trichloroethane | ug/L | 50 | 47.1 | 94 | 60-140 | |
| 1,1,2,2-Tetrachloroethane | ug/L | 50 | 54.8 | 110 | 60-140 | |
| 1,1,2-Trichloroethane | ug/L | 50 | 51.0 | 102 | 60-140 | |
| 1,1-Dichloroethane | ug/L | 50 | 47.0 | 94 | 60-140 | |
| 1,1-Dichloroethene | ug/L | 50 | 44.3 | 89 | 60-140 | |
| 1,1-Dichloropropene | ug/L | 50 | 45.7 | 91 | 60-140 | |
| 1,2,3-Trichlorobenzene | ug/L | 50 | 55.3 | 111 | 60-140 | |
| 1,2,3-Trichloropropane | ug/L | 50 | 56.7 | 113 | 60-140 | |
| 1,2,4-Trichlorobenzene | ug/L | 50 | 56.4 | 113 | 60-140 | |
| 1,2,4-Trimethylbenzene | ug/L | 50 | 55.0 | 110 | 60-140 | |
| 1,2-Dibromo-3-chloropropane | ug/L | 50 | 58.0 | 116 | 60-140 | |
| 1,2-Dibromoethane (EDB) | ug/L | 50 | 53.1 | 106 | 60-140 | |
| 1,2-Dichlorobenzene | ug/L | 50 | 53.0 | 106 | 60-140 | |
| 1,2-Dichloroethane | ug/L | 50 | 46.2 | 92 | 60-140 | |
| 1,2-Dichloropropane | ug/L | 50 | 51.0 | 102 | 60-140 | |

**Results presented on this page are in the units indicated by the "Units" column except where an alternate unit is presented to the right of the result.**

## REPORT OF LABORATORY ANALYSIS

This report shall not be reproduced, except in full,
without the written consent of Pace Analytical Services, LLC.

**Pace Analytical Services, LLC**
9800 Kincey Ave. Suite 100
Huntersville, NC 28078
(704)875-9092

## QUALITY CONTROL DATA

Project: 2020-L1-2448 Incident
Pace Project No.: 92577767

LABORATORY CONTROL SAMPLE: 3490592

| Parameter | Units | Spike Conc. | LCS Result | LCS % Rec | % Rec Limits | Qualifiers |
|---|---|---|---|---|---|---|
| 1,3,5-Trimethylbenzene | ug/L | 50 | 54.6 | 109 | 60-140 | |
| 1,3-Dichlorobenzene | ug/L | 50 | 52.1 | 104 | 60-140 | |
| 1,3-Dichloropropane | ug/L | 50 | 51.6 | 103 | 60-140 | |
| 1,4-Dichlorobenzene | ug/L | 50 | 52.3 | 105 | 60-140 | |
| 2,2-Dichloropropane | ug/L | 50 | 47.1 | 94 | 60-140 | |
| 2-Chlorotoluene | ug/L | 50 | 52.1 | 104 | 60-140 | |
| 4-Chlorotoluene | ug/L | 50 | 51.6 | 103 | 60-140 | |
| Benzene | ug/L | 50 | 47.6 | 95 | 60-140 | |
| Bromobenzene | ug/L | 50 | 54.2 | 108 | 60-140 | |
| Bromochloromethane | ug/L | 50 | 51.9 | 104 | 60-140 | |
| Bromodichloromethane | ug/L | 50 | 50.8 | 102 | 60-140 | |
| Bromoform | ug/L | 50 | 58.0 | 116 | 60-140 | |
| Bromomethane | ug/L | 50 | 47.2 | 94 | 60-140 | |
| Carbon tetrachloride | ug/L | 50 | 50.6 | 101 | 60-140 | |
| Chlorobenzene | ug/L | 50 | 51.6 | 103 | 60-140 | |
| Chloroethane | ug/L | 50 | 57.7 | 115 | 60-140 | |
| Chloroform | ug/L | 50 | 47.0 | 94 | 60-140 | |
| Chloromethane | ug/L | 50 | 42.0 | 84 | 60-140 | |
| cis-1,2-Dichloroethene | ug/L | 50 | 47.4 | 95 | 60-140 | |
| cis-1,3-Dichloropropene | ug/L | 50 | 53.0 | 106 | 60-140 | |
| Dibromochloromethane | ug/L | 50 | 55.1 | 110 | 60-140 | |
| Dibromomethane | ug/L | 50 | 52.6 | 105 | 60-140 | |
| Dichlorodifluoromethane | ug/L | 50 | 43.8 | 88 | 60-140 | |
| Diisopropyl ether | ug/L | 50 | 47.0 | 94 | 60-140 | |
| Ethanol | ug/L | 2000 | 2020 | 101 | 60-140 | |
| Ethylbenzene | ug/L | 50 | 51.7 | 103 | 60-140 | |
| Hexachloro-1,3-butadiene | ug/L | 50 | 56.6 | 113 | 60-140 | |
| Isopropylbenzene (Cumene) | ug/L | 50 | 56.0 | 112 | 60-140 | |
| m&p-Xylene | ug/L | 100 | 109 | 109 | 60-140 | |
| Methyl-tert-butyl ether | ug/L | 50 | 46.4 | 93 | 60-140 | |
| Methylene Chloride | ug/L | 50 | 51.0 | 102 | 60-140 | |
| n-Butylbenzene | ug/L | 50 | 55.5 | 111 | 60-140 | |
| n-Propylbenzene | ug/L | 50 | 53.0 | 106 | 60-140 | |
| Naphthalene | ug/L | 50 | 54.7 | 109 | 60-140 | |
| o-Xylene | ug/L | 50 | 55.4 | 111 | 60-140 | |
| sec-Butylbenzene | ug/L | 50 | 53.4 | 107 | 60-140 | |
| Styrene | ug/L | 50 | 55.3 | 111 | 60-140 | |
| tert-Butylbenzene | ug/L | 50 | 44.2 | 88 | 60-140 | |
| Tetrachloroethene | ug/L | 50 | 53.1 | 106 | 60-140 | |
| Toluene | ug/L | 50 | 50.0 | 100 | 60-140 | |
| trans-1,2-Dichloroethene | ug/L | 50 | 47.5 | 95 | 60-140 | |
| trans-1,3-Dichloropropene | ug/L | 50 | 53.7 | 107 | 60-140 | |
| Trichloroethene | ug/L | 50 | 48.6 | 97 | 60-140 | |
| Trichlorofluoromethane | ug/L | 50 | 53.6 | 107 | 60-140 | |
| Vinyl chloride | ug/L | 50 | 44.8 | 90 | 60-140 | |
| 1,2-Dichloroethane-d4 (S) | % | | | 96 | 70-130 | |
| 4-Bromofluorobenzene (S) | % | | | 101 | 70-130 | |

**Results presented on this page are in the units indicated by the "Units" column except where an alternate unit is presented to the right of the result.**

## REPORT OF LABORATORY ANALYSIS

This report shall not be reproduced, except in full,
without the written consent of Pace Analytical Services, LLC.

Pace Analytical Services, LLC
9800 Kincey Ave. Suite 100
Huntersville, NC 28078
(704)875-9092

## QUALITY CONTROL DATA

Project: 2020-L1-2448 Incident
Pace Project No.: 92577767

LABORATORY CONTROL SAMPLE: 3490592

| Parameter | Units | Spike Conc. | LCS Result | LCS % Rec | % Rec Limits | Qualifiers |
|---|---|---|---|---|---|---|
| Toluene-d8 (S) | % | | | 98 | 70-130 | |

MATRIX SPIKE & MATRIX SPIKE DUPLICATE: 3490593 3490594

| Parameter | Units | 92576844005 Result | MS Spike Conc. | MSD Spike Conc. | MS Result | MSD Result | MS % Rec | MSD % Rec | % Rec Limits | RPD | Max RPD | Qual |
|---|---|---|---|---|---|---|---|---|---|---|---|---|
| 1,1,1,2-Tetrachloroethane | ug/L | <15.6 | 1000 | 1000 | 1160 | 1150 | 116 | 115 | 60-140 | 0 | 30 | |
| 1,1,1-Trichloroethane | ug/L | <16.6 | 1000 | 1000 | 1070 | 1080 | 107 | 108 | 60-140 | 2 | 30 | |
| 1,1,2,2-Tetrachloroethane | ug/L | <11.2 | 1000 | 1000 | 1160 | 1140 | 116 | 114 | 60-140 | 2 | 30 | |
| 1,1,2-Trichloroethane | ug/L | <16.2 | 1000 | 1000 | 1100 | 1130 | 110 | 113 | 60-140 | 2 | 30 | |
| 1,1-Dichloroethane | ug/L | <18.4 | 1000 | 1000 | 1070 | 1070 | 107 | 107 | 60-140 | 0 | 30 | |
| 1,1-Dichloroethene | ug/L | <17.4 | 1000 | 1000 | 1010 | 1020 | 101 | 102 | 60-140 | 1 | 30 | |
| 1,1-Dichloropropene | ug/L | <21.4 | 1000 | 1000 | 1060 | 1060 | 106 | 106 | 60-140 | 0 | 30 | |
| 1,2,3-Trichlorobenzene | ug/L | <40.3 | 1000 | 1000 | 1100 | 1140 | 110 | 114 | 60-140 | 3 | 30 | |
| 1,2,3-Trichloropropane | ug/L | <13.0 | 1000 | 1000 | 1040 | 1030 | 104 | 103 | 60-140 | 1 | 30 | |
| 1,2,4-Trichlorobenzene | ug/L | <32.0 | 1000 | 1000 | 1150 | 1150 | 115 | 115 | 60-140 | 0 | 30 | |
| 1,2,4-Trimethylbenzene | ug/L | 2800 | 1000 | 1000 | 4070 | 3960 | 127 | 116 | 60-140 | 3 | 30 | |
| 1,2-Dibromo-3-chloropropane | ug/L | <17.0 | 1000 | 1000 | 1120 | 1140 | 112 | 114 | 60-140 | 2 | 30 | |
| 1,2-Dibromoethane (EDB) | ug/L | <13.6 | 1000 | 1000 | 1090 | 1080 | 109 | 108 | 60-140 | 1 | 30 | |
| 1,2-Dichlorobenzene | ug/L | <17.0 | 1000 | 1000 | 1110 | 1140 | 111 | 114 | 60-140 | 2 | 30 | |
| 1,2-Dichloroethane | ug/L | <16.1 | 1000 | 1000 | 1030 | 1040 | 103 | 104 | 60-140 | 1 | 30 | |
| 1,2-Dichloropropane | ug/L | <17.8 | 1000 | 1000 | 1100 | 1110 | 110 | 111 | 60-140 | 0 | 30 | |
| 1,3,5-Trimethylbenzene | ug/L | 526 | 1000 | 1000 | 1860 | 1800 | 133 | 127 | 60-140 | 3 | 30 | |
| 1,3-Dichlorobenzene | ug/L | <17.0 | 1000 | 1000 | 1120 | 1120 | 112 | 112 | 60-140 | 0 | 30 | |
| 1,3-Dichloropropane | ug/L | <14.2 | 1000 | 1000 | 1110 | 1080 | 111 | 108 | 60-140 | 3 | 30 | |
| 1,4-Dichlorobenzene | ug/L | <16.6 | 1000 | 1000 | 1110 | 1140 | 111 | 114 | 60-140 | 3 | 30 | |
| 2,2-Dichloropropane | ug/L | <19.4 | 1000 | 1000 | 1050 | 1060 | 105 | 106 | 60-140 | 1 | 30 | |
| 2-Chlorotoluene | ug/L | <16.0 | 1000 | 1000 | 1430 | 1430 | 143 | 143 | 60-140 | 0 | 30 | M1 |
| 4-Chlorotoluene | ug/L | <16.2 | 1000 | 1000 | 1110 | 1080 | 111 | 108 | 60-140 | 3 | 30 | |
| Benzene | ug/L | 309 | 1000 | 1000 | 1370 | 1350 | 106 | 104 | 60-140 | 1 | 30 | |
| Bromobenzene | ug/L | <14.5 | 1000 | 1000 | 1120 | 1150 | 112 | 115 | 60-140 | 3 | 30 | |
| Bromochloromethane | ug/L | <23.4 | 1000 | 1000 | 1130 | 1140 | 113 | 114 | 60-140 | 1 | 30 | |
| Bromodichloromethane | ug/L | <15.4 | 1000 | 1000 | 1060 | 1090 | 106 | 109 | 60-140 | 2 | 30 | |
| Bromoform | ug/L | <17.0 | 1000 | 1000 | 1140 | 1140 | 114 | 114 | 60-140 | 0 | 30 | |
| Bromomethane | ug/L | <83.0 | 1000 | 1000 | 1040 | 1070 | 104 | 107 | 60-140 | 3 | 30 | |
| Carbon tetrachloride | ug/L | <16.6 | 1000 | 1000 | 1080 | 1100 | 108 | 110 | 60-140 | 2 | 30 | |
| Chlorobenzene | ug/L | <14.2 | 1000 | 1000 | 1090 | 1100 | 109 | 110 | 60-140 | 1 | 30 | |
| Chloroethane | ug/L | <32.4 | 1000 | 1000 | 1320 | 1290 | 132 | 129 | 60-140 | 3 | 30 | |
| Chloroform | ug/L | <17.6 | 1000 | 1000 | 1040 | 1060 | 103 | 106 | 60-140 | 2 | 30 | |
| Chloromethane | ug/L | <27.0 | 1000 | 1000 | 817 | 843 | 82 | 84 | 60-140 | 3 | 30 | |
| cis-1,2-Dichloroethene | ug/L | <19.2 | 1000 | 1000 | 1070 | 1080 | 107 | 108 | 60-140 | 0 | 30 | |
| cis-1,3-Dichloropropene | ug/L | <18.2 | 1000 | 1000 | 1070 | 1080 | 107 | 108 | 60-140 | 1 | 30 | |
| Dibromochloromethane | ug/L | <18.0 | 1000 | 1000 | 1120 | 1110 | 112 | 111 | 60-140 | 0 | 30 | |
| Dibromomethane | ug/L | <19.7 | 1000 | 1000 | 1070 | 1090 | 107 | 109 | 60-140 | 2 | 30 | |

**Results presented on this page are in the units indicated by the "Units" column except where an alternate unit is presented to the right of the result.**

## REPORT OF LABORATORY ANALYSIS

This report shall not be reproduced, except in full,
without the written consent of Pace Analytical Services, LLC.

**Pace Analytical Services, LLC**
9800 Kincey Ave. Suite 100
Huntersville, NC 28078
(704)875-9092

## QUALITY CONTROL DATA

Project: 2020-L1-2448 Incident
Pace Project No.: 92577767

MATRIX SPIKE & MATRIX SPIKE DUPLICATE: 3490593 3490594

| Parameter | Units | 92576844005 Result | MS Spike Conc. | MSD Spike Conc. | MS Result | MSD Result | MS % Rec | MSD % Rec | % Rec Limits | RPD | Max RPD | Qual |
|---|---|---|---|---|---|---|---|---|---|---|---|---|
| Dichlorodifluoromethane | ug/L | <17.3 | 1000 | 1000 | 664 | 672 | 66 | 67 | 60-140 | 1 | 30 | |
| Diisopropyl ether | ug/L | <15.4 | 1000 | 1000 | 1040 | 1040 | 104 | 104 | 60-140 | 0 | 30 | |
| Ethanol | ug/L | <3610 | 40000 | 40000 | 47300 | 44700 | 118 | 112 | 60-140 | 6 | 30 | |
| Ethylbenzene | ug/L | 2320 | 1000 | 1000 | 3560 | 3380 | 124 | 106 | 60-140 | 5 | 30 | |
| Hexachloro-1,3-butadiene | ug/L | <76.5 | 1000 | 1000 | 1170 | 1200 | 117 | 120 | 60-140 | 3 | 30 | |
| Isopropylbenzene (Cumene) | ug/L | 112 | 1000 | 1000 | 1360 | 1340 | 124 | 122 | 60-140 | 1 | 30 | |
| m&p-Xylene | ug/L | 13800 | 2000 | 2000 | 16600 | 15400 | 140 | 80 | 60-140 | 7 | 30 | |
| Methyl-tert-butyl ether | ug/L | 778 | 1000 | 1000 | 1790 | 1790 | 101 | 101 | 60-140 | 0 | 30 | |
| Methylene Chloride | ug/L | 246 | 1000 | 1000 | 1460 | 1380 | 121 | 113 | 60-140 | 6 | 30 | |
| n-Butylbenzene | ug/L | 40.7 | 1000 | 1000 | 1230 | 1250 | 119 | 120 | 60-140 | 1 | 30 | |
| n-Propylbenzene | ug/L | 279 | 1000 | 1000 | 1450 | 1440 | 117 | 116 | 60-140 | 0 | 30 | |
| Naphthalene | ug/L | 615 | 1000 | 1000 | 1710 | 1760 | 110 | 115 | 60-140 | 3 | 30 | |
| o-Xylene | ug/L | 7350 | 1000 | 1000 | 8740 | 8180 | 139 | 84 | 60-140 | 7 | 30 | |
| sec-Butylbenzene | ug/L | <20.0 | 1000 | 1000 | 1190 | 1200 | 119 | 120 | 60-140 | 1 | 30 | |
| Styrene | ug/L | <14.6 | 1000 | 1000 | 1260 | 1240 | 126 | 124 | 60-140 | 1 | 30 | |
| tert-Butylbenzene | ug/L | <16.2 | 1000 | 1000 | 1010 | 1010 | 101 | 101 | 60-140 | 0 | 30 | |
| Tetrachloroethene | ug/L | <14.6 | 1000 | 1000 | 1160 | 1150 | 116 | 115 | 60-140 | 1 | 30 | |
| Toluene | ug/L | 5650 | 1000 | 1000 | 6750 | 6390 | 109 | 74 | 60-140 | 5 | 30 | |
| trans-1,2-Dichloroethene | ug/L | <19.8 | 1000 | 1000 | 1040 | 1060 | 104 | 106 | 60-140 | 2 | 30 | |
| trans-1,3-Dichloropropene | ug/L | <18.2 | 1000 | 1000 | 1100 | 1100 | 110 | 110 | 60-140 | 0 | 30 | |
| Trichloroethene | ug/L | <19.2 | 1000 | 1000 | 1040 | 1060 | 104 | 106 | 60-140 | 2 | 30 | |
| Trichlorofluoromethane | ug/L | <14.9 | 1000 | 1000 | 988 | 1000 | 99 | 100 | 60-140 | 1 | 30 | |
| Vinyl chloride | ug/L | <19.3 | 1000 | 1000 | 956 | 952 | 96 | 95 | 60-140 | 0 | 30 | |
| 1,2-Dichloroethane-d4 (S) | % | | | | | | 98 | 97 | 70-130 | | | |
| 4-Bromofluorobenzene (S) | % | | | | | | 101 | 100 | 70-130 | | | |
| Toluene-d8 (S) | % | | | | | | 99 | 99 | 70-130 | | | |

**Results presented on this page are in the units indicated by the "Units" column except where an alternate unit is presented to the right of the result.**

## REPORT OF LABORATORY ANALYSIS

This report shall not be reproduced, except in full,
without the written consent of Pace Analytical Services, LLC.

**Pace Analytical Services, LLC**
9800 Kincey Ave. Suite 100
Huntersville, NC 28078
(704)875-9092

# QUALIFIERS

Project: 2020-L1-2448 Incident
Pace Project No.: 92577767

## DEFINITIONS

DF - Dilution Factor, if reported, represents the factor applied to the reported data due to dilution of the sample aliquot.

ND - Not Detected at or above adjusted reporting limit.

TNTC - Too Numerous To Count

J - Estimated concentration above the adjusted method detection limit and below the adjusted reporting limit.

MDL - Adjusted Method Detection Limit.

PQL - Practical Quantitation Limit.

RL - Reporting Limit - The lowest concentration value that meets project requirements for quantitative data with known precision and bias for a specific analyte in a specific matrix.

S - Surrogate

1,2-Diphenylhydrazine decomposes to and cannot be separated from Azobenzene using Method 8270. The result for each analyte is a combined concentration.

Consistent with EPA guidelines, unrounded data are displayed and have been used to calculate % recovery and RPD values.

LCS(D) - Laboratory Control Sample (Duplicate)

MS(D) - Matrix Spike (Duplicate)

DUP - Sample Duplicate

RPD - Relative Percent Difference

NC - Not Calculable.

SG - Silica Gel - Clean-Up

U - Indicates the compound was analyzed for, but not detected.

Acid preservation may not be appropriate for 2 Chloroethylvinyl ether.

A separate vial preserved to a pH of 4-5 is recommended in SW846 Chapter 4 for the analysis of Acrolein and Acrylonitrile by EPA Method 8260.

N-Nitrosodiphenylamine decomposes and cannot be separated from Diphenylamine using Method 8270. The result reported for each analyte is a combined concentration.

Reported results are not rounded until the final step prior to reporting. Therefore, calculated parameters that are typically reported as "Total" may vary slightly from the sum of the reported component parameters.

Pace Analytical is TNI accredited. Contact your Pace PM for the current list of accredited analytes.

TNI - The NELAC Institute.

## ANALYTE QUALIFIERS

| | |
|---|---|
| M1 | Matrix spike recovery exceeded QC limits. Batch accepted based on laboratory control sample (LCS) recovery. |
| N2 | The lab does not hold NELAC/TNI accreditation for this parameter but other accreditations/certifications may apply. A complete list of accreditations/certifications is available upon request. |



This report shall not be reproduced, except in full,
without the written consent of Pace Analytical Services, LLC.

**Pace Analytical Services, LLC**
9800 Kincey Ave. Suite 100
Huntersville, NC 28078
(704)875-9092

## QUALITY CONTROL DATA CROSS REFERENCE TABLE

Project: 2020-L1-2448 Incident
Pace Project No.: 92577767

| Lab ID | Sample ID | QC Batch Method | QC Batch | Analytical Method | Analytical Batch |
|---|---|---|---|---|---|
| **92577767001** | **14226_HC_RD** | MADEP VPH | 666387 | | |
| **92577767001** | **14226_HC_RD** | EPA 3010A | 666479 | EPA 6010D | 666598 |
| **92577767001** | **14226_HC_RD** | SM 6200B | 666293 | | |



This report shall not be reproduced, except in full,
without the written consent of Pace Analytical Services, LLC.

# CHAIN-OF-CUSTODY Analytical Request Document

Pace Analytical

Chain-of-Custody is a LEGAL DOCUMENT - Complete all relevent fields

WO# : 92577767

92577767

| | |
|---|---|
| Company: Apex Companies | Billing Information: |
| Address: | |
| Report To: Andrew Street | Email To: andrew.street@apexcos.com |
| Copy To: | Site Collection Info/Address: 14226 Huntersville Concord RD |
| Customer Project Name/Number: 2020-LI-2448 | State: NC County/City: Huntersville Time Zone Collected: [ ] PT [ ] MT [ ] CT [ ] ET |
| Phone: Email: | Site/Facility ID #: |
| Collected By (print): Matt Teixeira | Purchase Order #: Quote #: |
| Collected By (signature): | Turnaround Date Required: ASAP |
| Sample Disposal: [ ] Dispose as appropriate [ ] Return [ ] Archive: [ ] Hold: | Rush: [ ] Same Day [ ] Next Day [ ] 2 Day [ ] 3 Day [ ] 4 Day [ ] 5 Day (Expedite Charges Apply) |

Compliance Monitoring? [ ] Yes [ ] No

DW PWS ID #: DW Location Code:

Immediately Packed on Ice: [ ] Yes [ ] No

Field Filtered (if applicable): [ ] Yes [ ] No

Analysis:

Container Preservative Type **

Lab Project Manager:

** Preservative Types: (1) nitric acid, (2) sulfuric acid, (3) hydrochloric acid, (4) sodium hydroxide, (5) zinc acetate, (6) methanol, (7) sodium bisulfate, (8) sodium thiosulfate, (9) hexane, (A) ascorbic acid, (B) ammonium sulfate, (C) ammonium hydroxide, (D) TSP, (U) Unpreserved, (O) Other

* Matrix Codes (Insert in Matrix box below): Drinking Water (DW), Ground Water (GW), Wastewater (WW), Product (P), Soil/Solid (SL), Oil (OL), Wipe (WP), Air (AR), Tissue (TS), Bioassay (B), Vapor (V), Other (OT)

| Customer Sample ID | Matrix * | Comp / Grab | Collected (or Composite Start) Date | Collected (or Composite Start) Time | Composite End Date | Composite End Time | Res Cl | # of Ctns | Analyses: VOCs 6200B | MADEP VPH | Lead | Lab Sample # / Comments |
|---|---|---|---|---|---|---|---|---|---|---|---|---|
| 14226-HC-RD | DW | G | 12-14-21 | 1116 | | | | 8 | X | X | X | 92577767 001 |

Lab Profile/Line:

Lab Sample Receipt Checklist:

| | |
|---|---|
| Custody Seals Present/Intact | Y N (NA) |
| Custody Signatures Present | (Y) N NA |
| Collector Signature Present | (Y) N NA |
| Bottles Intact | (Y) N NA |
| Correct Bottles | (Y) N NA |
| Sufficient Volume | (Y) N NA |
| Samples Received on Ice | (Y) N NA |
| VOA - Headspace Acceptable | (Y) N NA |
| USDA Regulated Soils | Y N (NA) |
| Samples in Holding Time | (Y) N NA |
| Residual Chlorine Present | Y N (NA) |
| Cl Strips: | |
| Sample pH Acceptable | (Y) N NA |
| pH Strips: 727819AL | |
| Sulfide Present | Y N (NA) |
| Lead Acetate Strips: | |

LAB USE ONLY:

Customer Remarks / Special Conditions / Possible Hazards:

Type of Ice Used: (Wet) Blue Dry None

Packing Material Used: bubble bags

Radchem sample(s) screened (<500 cpm): Y N (NA)

SHORT HOLDS PRESENT (<72 hours): Y (N) N/A

Lab Tracking #: 2601707

Samples received via: FEDEX UPS (Client) Courier Pace Courier

Lab Sample Temperature Info:

Temp Blank Received: Y (N) NA

Therm ID#: 92TOC09

Cooler 1 Temp Upon Receipt: 5.4 oC

Cooler 1 Therm Corr. Factor: 0 oC

Cooler 1 Corrected Temp: 5.4 oC

Comments:

| | | | |
|---|---|---|---|
| Relinquished by/Company: (Signature) Matt T. / Apex | Date/Time: 12-14-21 / 1209 | Received by/Company: (Signature) MDOpe HW | Date/Time: 12-14-21 1209 |
| Relinquished by/Company: (Signature) | Date/Time: | Received by/Company: (Signature) | Date/Time: |
| Relinquished by/Company: (Signature) | Date/Time: | Received by/Company: (Signature) | Date/Time: |

MTJL LAB USE ONLY

Table #:

Acctnum:

Template:

Prelogin:

PM:

PB:

Trip Blank Received: Y N (NA)

HCL MeOH TSP Other

Non Conformance(s): YES / (NO)

Page: of:

**Pace Analytical Services, LLC**
9800 Kincey Ave. Suite 100
Huntersville, NC 28078
(704)875-9092

December 30, 2021

Andrew Street
Apex Companies - NC
5900 Northwoods Business Pkwy
Suite 5900-0
Charlotte, NC 28269

RE: Project: 2020-L1-2448 Incident
Pace Project No.: 92577788

Dear Andrew Street:

Enclosed are the analytical results for sample(s) received by the laboratory on December 14, 2021. The results relate only to the samples included in this report. Results reported herein conform to the applicable TNI/NELAC Standards and the laboratory's Quality Manual, where applicable, unless otherwise noted in the body of the report.

The test results provided in this final report were generated by each of the following laboratories within the Pace Network:

- Pace Analytical Services - Asheville
- Pace Analytical Services - Charlotte

If you have any questions concerning this report, please feel free to contact me.

Sincerely,

Angela M. Baioni

Angela Baioni
angela.baioni@pacelabs.com
(704)875-9092
Project Manager

Enclosures

cc: J Culbreath, Colonial Pipeline Company
Naomi Fretz, APEX Companies, LLC
Robert Hughes, Colonial Pipeline
Cameron Lee, Montrose-EPS
Jamie Moran, APEX Companies, LLC
Jeff Morrison, Colonial Pipeline Company
Tom Naumann, APEX Companies - NC
Joe Nicolette, Montrose-EPS
Kaitlyn Nootens, Apex Companies
Christopher Schultz, Apex Companies
Matt Teixeira, Apex Companies, LLC
Michael Verdon, Colonial Pipeline Company
JM Wyatt, Colonial Pipeline Company

**REPORT OF LABORATORY ANALYSIS**

This report shall not be reproduced, except in full,
without the written consent of Pace Analytical Services, LLC.

**Pace Analytical Services, LLC**
9800 Kincey Ave.  Suite 100
Huntersville, NC 28078
(704)875-9092

## CERTIFICATIONS

Project: 2020-L1-2448 Incident
Pace Project No.: 92577788

**Pace Analytical Services Charlotte**

South Carolina Laboratory ID: 99006
9800 Kincey Ave. Ste 100, Huntersville, NC 28078
North Carolina Drinking Water Certification #: 37706
North Carolina Field Services Certification #: 5342
North Carolina Wastewater Certification #: 12
South Carolina Laboratory ID: 99006
South Carolina Certification #: 99006001
South Carolina Drinking Water Cert. #: 99006003
Florida/NELAP Certification #: E87627
Kentucky UST Certification #: 84
Louisiana DoH Drinking Water #: LA029
Virginia/VELAP Certification #: 460221

**Pace Analytical Services Asheville**

2225 Riverside Drive, Asheville, NC  28804
Florida/NELAP Certification #: E87648
North Carolina Drinking Water Certification #: 37712
North Carolina Wastewater Certification #: 40
South Carolina Laboratory ID: 99030
South Carolina Certification #: 99030001
Virginia/VELAP Certification #: 460222



This report shall not be reproduced, except in full,
without the written consent of Pace Analytical Services, LLC.

**Pace Analytical Services, LLC**
9800 Kincey Ave. Suite 100
Huntersville, NC 28078
(704)875-9092

## SAMPLE SUMMARY

Project: 2020-L1-2448 Incident
Pace Project No.: 92577788

| Lab ID | Sample ID | Matrix | Date Collected | Date Received |
|---|---|---|---|---|
| **92577788001** | **DUP-1** | Water | 12/14/21 00:00 | 12/14/21 12:09 |
| **92577788002** | **FB-1** | Water | 12/14/21 00:00 | 12/14/21 12:09 |
| **92577788003** | **TRIP BLANK** | Water | 12/14/21 00:00 | 12/14/21 12:09 |



This report shall not be reproduced, except in full,
without the written consent of Pace Analytical Services, LLC.

**Pace Analytical Services, LLC**
9800 Kincey Ave. Suite 100
Huntersville, NC 28078
(704)875-9092

## SAMPLE ANALYTE COUNT

Project: 2020-L1-2448 Incident
Pace Project No.: 92577788

| Lab ID | Sample ID | Method | Analysts | Analytes Reported | Laboratory |
|---|---|---|---|---|---|
| **92577788001** | **DUP-1** | MADEP VPH | MAD | 6 | PASI-C |
| | | EPA 6010D | DS | 1 | PASI-A |
| | | SM 6200B | CL | 64 | PASI-C |
| **92577788002** | **FB-1** | MADEP VPH | MAD | 6 | PASI-C |
| | | EPA 6010D | RDT | 1 | PASI-A |
| | | SM 6200B | CL | 64 | PASI-C |
| **92577788003** | **TRIP BLANK** | SM 6200B | CL | 64 | PASI-C |

PASI-A = Pace Analytical Services - Asheville
PASI-C = Pace Analytical Services - Charlotte



This report shall not be reproduced, except in full,
without the written consent of Pace Analytical Services, LLC.

**Pace Analytical Services, LLC**
9800 Kincey Ave. Suite 100
Huntersville, NC 28078
(704)875-9092

## ANALYTICAL RESULTS

Project: 2020-L1-2448 Incident
Pace Project No.: 92577788

**Sample: DUP-1** **Lab ID: 92577788001** Collected: 12/14/21 00:00 Received: 12/14/21 12:09 Matrix: Water

| Parameters | Results | Units | Report Limit | MDL | DF | Prepared | Analyzed | CAS No. | Qual |
|---|---|---|---|---|---|---|---|---|---|
| **VPH NC Water** | Analytical Method: MADEP VPH<br>Pace Analytical Services - Charlotte | | | | | | | | |
| Total VPH (C5-C12) | ND | ug/L | 50.0 | 50.0 | 1 | | 12/15/21 20:23 | | N2 |
| Aliphatic (C05-C08) | ND | ug/L | 50.0 | 50.0 | 1 | | 12/15/21 20:23 | | N2 |
| Aliphatic(C09-C12) Adjusted | ND | ug/L | 50.0 | 50.0 | 1 | | 12/15/21 20:23 | | N2 |
| Aromatic (C09-C10) | ND | ug/L | 50.0 | 50.0 | 1 | | 12/15/21 20:23 | | N2 |
| ***Surrogates*** | | | | | | | | | |
| 4-Bromofluorobenzene (FID) (S) | 98 | % | 70-130 | | 1 | | 12/15/21 20:23 | 460-00-4 | |
| 4-Bromofluorobenzene (PID) (S) | 94 | % | 70-130 | | 1 | | 12/15/21 20:23 | 460-00-4 | |
| **6010 MET ICP** | Analytical Method: EPA 6010D Preparation Method: EPA 3010A<br>Pace Analytical Services - Asheville | | | | | | | | |
| Lead | ND | ug/L | 5.0 | 4.5 | 1 | 12/16/21 10:31 | 12/29/21 20:24 | 7439-92-1 | |
| **6200B MSV** | Analytical Method: SM 6200B<br>Pace Analytical Services - Charlotte | | | | | | | | |
| Benzene | ND | ug/L | 0.50 | 0.34 | 1 | | 12/15/21 23:26 | 71-43-2 | |
| Bromobenzene | ND | ug/L | 0.50 | 0.29 | 1 | | 12/15/21 23:26 | 108-86-1 | |
| Bromochloromethane | ND | ug/L | 0.50 | 0.47 | 1 | | 12/15/21 23:26 | 74-97-5 | |
| Bromodichloromethane | ND | ug/L | 0.50 | 0.31 | 1 | | 12/15/21 23:26 | 75-27-4 | |
| Bromoform | ND | ug/L | 0.50 | 0.34 | 1 | | 12/15/21 23:26 | 75-25-2 | |
| Bromomethane | ND | ug/L | 5.0 | 1.7 | 1 | | 12/15/21 23:26 | 74-83-9 | |
| n-Butylbenzene | ND | ug/L | 0.50 | 0.49 | 1 | | 12/15/21 23:26 | 104-51-8 | |
| sec-Butylbenzene | ND | ug/L | 0.50 | 0.40 | 1 | | 12/15/21 23:26 | 135-98-8 | |
| tert-Butylbenzene | ND | ug/L | 0.50 | 0.32 | 1 | | 12/15/21 23:26 | 98-06-6 | |
| Carbon tetrachloride | ND | ug/L | 0.50 | 0.33 | 1 | | 12/15/21 23:26 | 56-23-5 | |
| Chlorobenzene | ND | ug/L | 0.50 | 0.28 | 1 | | 12/15/21 23:26 | 108-90-7 | |
| Chloroethane | ND | ug/L | 1.0 | 0.65 | 1 | | 12/15/21 23:26 | 75-00-3 | |
| Chloroform | ND | ug/L | 0.50 | 0.35 | 1 | | 12/15/21 23:26 | 67-66-3 | |
| Chloromethane | ND | ug/L | 1.0 | 0.54 | 1 | | 12/15/21 23:26 | 74-87-3 | |
| 2-Chlorotoluene | ND | ug/L | 0.50 | 0.32 | 1 | | 12/15/21 23:26 | 95-49-8 | |
| 4-Chlorotoluene | ND | ug/L | 0.50 | 0.32 | 1 | | 12/15/21 23:26 | 106-43-4 | |
| 1,2-Dibromo-3-chloropropane | ND | ug/L | 1.0 | 0.34 | 1 | | 12/15/21 23:26 | 96-12-8 | |
| Dibromochloromethane | ND | ug/L | 0.50 | 0.36 | 1 | | 12/15/21 23:26 | 124-48-1 | |
| 1,2-Dibromoethane (EDB) | ND | ug/L | 0.50 | 0.27 | 1 | | 12/15/21 23:26 | 106-93-4 | |
| Dibromomethane | ND | ug/L | 0.50 | 0.39 | 1 | | 12/15/21 23:26 | 74-95-3 | |
| 1,2-Dichlorobenzene | ND | ug/L | 0.50 | 0.34 | 1 | | 12/15/21 23:26 | 95-50-1 | |
| 1,3-Dichlorobenzene | ND | ug/L | 0.50 | 0.34 | 1 | | 12/15/21 23:26 | 541-73-1 | |
| 1,4-Dichlorobenzene | ND | ug/L | 0.50 | 0.33 | 1 | | 12/15/21 23:26 | 106-46-7 | |
| Dichlorodifluoromethane | ND | ug/L | 0.50 | 0.35 | 1 | | 12/15/21 23:26 | 75-71-8 | |
| 1,1-Dichloroethane | ND | ug/L | 0.50 | 0.37 | 1 | | 12/15/21 23:26 | 75-34-3 | |
| 1,2-Dichloroethane | ND | ug/L | 0.50 | 0.32 | 1 | | 12/15/21 23:26 | 107-06-2 | |
| 1,1-Dichloroethene | ND | ug/L | 0.50 | 0.35 | 1 | | 12/15/21 23:26 | 75-35-4 | |
| cis-1,2-Dichloroethene | ND | ug/L | 0.50 | 0.38 | 1 | | 12/15/21 23:26 | 156-59-2 | |
| trans-1,2-Dichloroethene | ND | ug/L | 0.50 | 0.40 | 1 | | 12/15/21 23:26 | 156-60-5 | |
| 1,2-Dichloropropane | ND | ug/L | 0.50 | 0.36 | 1 | | 12/15/21 23:26 | 78-87-5 | |
| 1,3-Dichloropropane | ND | ug/L | 0.50 | 0.28 | 1 | | 12/15/21 23:26 | 142-28-9 | |

## REPORT OF LABORATORY ANALYSIS

This report shall not be reproduced, except in full,
without the written consent of Pace Analytical Services, LLC.

**Pace Analytical Services, LLC**
9800 Kincey Ave. Suite 100
Huntersville, NC 28078
(704)875-9092

## ANALYTICAL RESULTS

Project: 2020-L1-2448 Incident
Pace Project No.: 92577788

**Sample: DUP-1** **Lab ID: 92577788001** Collected: 12/14/21 00:00 Received: 12/14/21 12:09 Matrix: Water

| Parameters | Results | Units | Report Limit | MDL | DF | Prepared | Analyzed | CAS No. | Qual |
|---|---|---|---|---|---|---|---|---|---|
| **6200B MSV** | Analytical Method: SM 6200B<br>Pace Analytical Services - Charlotte | | | | | | | | |
| 2,2-Dichloropropane | ND | ug/L | 0.50 | 0.39 | 1 | | 12/15/21 23:26 | 594-20-7 | |
| 1,1-Dichloropropene | ND | ug/L | 0.50 | 0.43 | 1 | | 12/15/21 23:26 | 563-58-6 | |
| cis-1,3-Dichloropropene | ND | ug/L | 0.50 | 0.36 | 1 | | 12/15/21 23:26 | 10061-01-5 | |
| trans-1,3-Dichloropropene | ND | ug/L | 0.50 | 0.36 | 1 | | 12/15/21 23:26 | 10061-02-6 | |
| Diisopropyl ether | ND | ug/L | 0.50 | 0.31 | 1 | | 12/15/21 23:26 | 108-20-3 | |
| Ethanol | ND | ug/L | 200 | 72.2 | 1 | | 12/15/21 23:26 | 64-17-5 | |
| Ethylbenzene | ND | ug/L | 0.50 | 0.30 | 1 | | 12/15/21 23:26 | 100-41-4 | |
| Hexachloro-1,3-butadiene | ND | ug/L | 2.0 | 1.5 | 1 | | 12/15/21 23:26 | 87-68-3 | |
| Isopropylbenzene (Cumene) | ND | ug/L | 0.50 | 0.33 | 1 | | 12/15/21 23:26 | 98-82-8 | |
| Methylene Chloride | ND | ug/L | 2.0 | 2.0 | 1 | | 12/15/21 23:26 | 75-09-2 | |
| Methyl-tert-butyl ether | ND | ug/L | 0.50 | 0.42 | 1 | | 12/15/21 23:26 | 1634-04-4 | |
| Naphthalene | ND | ug/L | 2.0 | 0.64 | 1 | | 12/15/21 23:26 | 91-20-3 | |
| n-Propylbenzene | ND | ug/L | 0.50 | 0.34 | 1 | | 12/15/21 23:26 | 103-65-1 | |
| Styrene | ND | ug/L | 0.50 | 0.29 | 1 | | 12/15/21 23:26 | 100-42-5 | |
| 1,1,1,2-Tetrachloroethane | ND | ug/L | 0.50 | 0.31 | 1 | | 12/15/21 23:26 | 630-20-6 | |
| 1,1,2,2-Tetrachloroethane | ND | ug/L | 0.50 | 0.22 | 1 | | 12/15/21 23:26 | 79-34-5 | |
| Tetrachloroethene | ND | ug/L | 0.50 | 0.29 | 1 | | 12/15/21 23:26 | 127-18-4 | |
| Toluene | ND | ug/L | 0.50 | 0.48 | 1 | | 12/15/21 23:26 | 108-88-3 | |
| 1,2,3-Trichlorobenzene | ND | ug/L | 2.0 | 0.81 | 1 | | 12/15/21 23:26 | 87-61-6 | |
| 1,2,4-Trichlorobenzene | ND | ug/L | 2.0 | 0.64 | 1 | | 12/15/21 23:26 | 120-82-1 | |
| 1,1,1-Trichloroethane | ND | ug/L | 0.50 | 0.33 | 1 | | 12/15/21 23:26 | 71-55-6 | |
| 1,1,2-Trichloroethane | ND | ug/L | 0.50 | 0.32 | 1 | | 12/15/21 23:26 | 79-00-5 | |
| Trichloroethene | ND | ug/L | 0.50 | 0.38 | 1 | | 12/15/21 23:26 | 79-01-6 | |
| Trichlorofluoromethane | ND | ug/L | 1.0 | 0.30 | 1 | | 12/15/21 23:26 | 75-69-4 | |
| 1,2,3-Trichloropropane | ND | ug/L | 0.50 | 0.26 | 1 | | 12/15/21 23:26 | 96-18-4 | |
| 1,2,4-Trimethylbenzene | ND | ug/L | 0.50 | 0.50 | 1 | | 12/15/21 23:26 | 95-63-6 | |
| 1,3,5-Trimethylbenzene | ND | ug/L | 0.50 | 0.33 | 1 | | 12/15/21 23:26 | 108-67-8 | |
| Vinyl chloride | ND | ug/L | 1.0 | 0.39 | 1 | | 12/15/21 23:26 | 75-01-4 | |
| m&p-Xylene | ND | ug/L | 1.0 | 0.71 | 1 | | 12/15/21 23:26 | 179601-23-1 | |
| o-Xylene | ND | ug/L | 0.50 | 0.34 | 1 | | 12/15/21 23:26 | 95-47-6 | |
| ***Surrogates*** | | | | | | | | | |
| 1,2-Dichloroethane-d4 (S) | 106 | % | 70-130 | | 1 | | 12/15/21 23:26 | 17060-07-0 | |
| 4-Bromofluorobenzene (S) | 97 | % | 70-130 | | 1 | | 12/15/21 23:26 | 460-00-4 | |
| Toluene-d8 (S) | 99 | % | 70-130 | | 1 | | 12/15/21 23:26 | 2037-26-5 | |

## REPORT OF LABORATORY ANALYSIS

This report shall not be reproduced, except in full,
without the written consent of Pace Analytical Services, LLC.

**Pace Analytical Services, LLC**
9800 Kincey Ave. Suite 100
Huntersville, NC 28078
(704)875-9092

## ANALYTICAL RESULTS

Project: 2020-L1-2448 Incident
Pace Project No.: 92577788

**Sample: FB-1** **Lab ID: 92577788002** Collected: 12/14/21 00:00 Received: 12/14/21 12:09 Matrix: Water

| Parameters | Results | Units | Report Limit | MDL | DF | Prepared | Analyzed | CAS No. | Qual |
|---|---|---|---|---|---|---|---|---|---|
| **VPH NC Water** | Analytical Method: MADEP VPH<br>Pace Analytical Services - Charlotte | | | | | | | | |
| Total VPH (C5-C12) | ND | ug/L | 50.0 | 50.0 | 1 | | 12/15/21 20:52 | | N2 |
| Aliphatic (C05-C08) | ND | ug/L | 50.0 | 50.0 | 1 | | 12/15/21 20:52 | | N2 |
| Aliphatic(C09-C12) Adjusted | ND | ug/L | 50.0 | 50.0 | 1 | | 12/15/21 20:52 | | N2 |
| Aromatic (C09-C10) | ND | ug/L | 50.0 | 50.0 | 1 | | 12/15/21 20:52 | | N2 |
| ***Surrogates*** | | | | | | | | | |
| 4-Bromofluorobenzene (FID) (S) | 98 | % | 70-130 | | 1 | | 12/15/21 20:52 | 460-00-4 | |
| 4-Bromofluorobenzene (PID) (S) | 94 | % | 70-130 | | 1 | | 12/15/21 20:52 | 460-00-4 | |
| **6010 MET ICP** | Analytical Method: EPA 6010D Preparation Method: EPA 3010A<br>Pace Analytical Services - Asheville | | | | | | | | |
| Lead | ND | ug/L | 5.0 | 4.5 | 1 | 12/16/21 10:31 | 12/29/21 20:40 | 7439-92-1 | |
| **6200B MSV** | Analytical Method: SM 6200B<br>Pace Analytical Services - Charlotte | | | | | | | | |
| Benzene | ND | ug/L | 0.50 | 0.34 | 1 | | 12/15/21 20:23 | 71-43-2 | |
| Bromobenzene | ND | ug/L | 0.50 | 0.29 | 1 | | 12/15/21 20:23 | 108-86-1 | |
| Bromochloromethane | ND | ug/L | 0.50 | 0.47 | 1 | | 12/15/21 20:23 | 74-97-5 | |
| Bromodichloromethane | ND | ug/L | 0.50 | 0.31 | 1 | | 12/15/21 20:23 | 75-27-4 | |
| Bromoform | ND | ug/L | 0.50 | 0.34 | 1 | | 12/15/21 20:23 | 75-25-2 | |
| Bromomethane | ND | ug/L | 5.0 | 1.7 | 1 | | 12/15/21 20:23 | 74-83-9 | |
| n-Butylbenzene | ND | ug/L | 0.50 | 0.49 | 1 | | 12/15/21 20:23 | 104-51-8 | |
| sec-Butylbenzene | ND | ug/L | 0.50 | 0.40 | 1 | | 12/15/21 20:23 | 135-98-8 | |
| tert-Butylbenzene | ND | ug/L | 0.50 | 0.32 | 1 | | 12/15/21 20:23 | 98-06-6 | |
| Carbon tetrachloride | ND | ug/L | 0.50 | 0.33 | 1 | | 12/15/21 20:23 | 56-23-5 | |
| Chlorobenzene | ND | ug/L | 0.50 | 0.28 | 1 | | 12/15/21 20:23 | 108-90-7 | |
| Chloroethane | ND | ug/L | 1.0 | 0.65 | 1 | | 12/15/21 20:23 | 75-00-3 | |
| Chloroform | ND | ug/L | 0.50 | 0.35 | 1 | | 12/15/21 20:23 | 67-66-3 | |
| Chloromethane | ND | ug/L | 1.0 | 0.54 | 1 | | 12/15/21 20:23 | 74-87-3 | |
| 2-Chlorotoluene | ND | ug/L | 0.50 | 0.32 | 1 | | 12/15/21 20:23 | 95-49-8 | |
| 4-Chlorotoluene | ND | ug/L | 0.50 | 0.32 | 1 | | 12/15/21 20:23 | 106-43-4 | |
| 1,2-Dibromo-3-chloropropane | ND | ug/L | 1.0 | 0.34 | 1 | | 12/15/21 20:23 | 96-12-8 | |
| Dibromochloromethane | ND | ug/L | 0.50 | 0.36 | 1 | | 12/15/21 20:23 | 124-48-1 | |
| 1,2-Dibromoethane (EDB) | ND | ug/L | 0.50 | 0.27 | 1 | | 12/15/21 20:23 | 106-93-4 | |
| Dibromomethane | ND | ug/L | 0.50 | 0.39 | 1 | | 12/15/21 20:23 | 74-95-3 | |
| 1,2-Dichlorobenzene | ND | ug/L | 0.50 | 0.34 | 1 | | 12/15/21 20:23 | 95-50-1 | |
| 1,3-Dichlorobenzene | ND | ug/L | 0.50 | 0.34 | 1 | | 12/15/21 20:23 | 541-73-1 | |
| 1,4-Dichlorobenzene | ND | ug/L | 0.50 | 0.33 | 1 | | 12/15/21 20:23 | 106-46-7 | |
| Dichlorodifluoromethane | ND | ug/L | 0.50 | 0.35 | 1 | | 12/15/21 20:23 | 75-71-8 | |
| 1,1-Dichloroethane | ND | ug/L | 0.50 | 0.37 | 1 | | 12/15/21 20:23 | 75-34-3 | |
| 1,2-Dichloroethane | ND | ug/L | 0.50 | 0.32 | 1 | | 12/15/21 20:23 | 107-06-2 | |
| 1,1-Dichloroethene | ND | ug/L | 0.50 | 0.35 | 1 | | 12/15/21 20:23 | 75-35-4 | |
| cis-1,2-Dichloroethene | ND | ug/L | 0.50 | 0.38 | 1 | | 12/15/21 20:23 | 156-59-2 | |
| trans-1,2-Dichloroethene | ND | ug/L | 0.50 | 0.40 | 1 | | 12/15/21 20:23 | 156-60-5 | |
| 1,2-Dichloropropane | ND | ug/L | 0.50 | 0.36 | 1 | | 12/15/21 20:23 | 78-87-5 | |
| 1,3-Dichloropropane | ND | ug/L | 0.50 | 0.28 | 1 | | 12/15/21 20:23 | 142-28-9 | |

## REPORT OF LABORATORY ANALYSIS

This report shall not be reproduced, except in full,
without the written consent of Pace Analytical Services, LLC.

Pace Analytical Services, LLC
9800 Kincey Ave. Suite 100
Huntersville, NC 28078
(704)875-9092

## ANALYTICAL RESULTS

Project: 2020-L1-2448 Incident
Pace Project No.: 92577788

**Sample: FB-1** **Lab ID: 92577788002** Collected: 12/14/21 00:00 Received: 12/14/21 12:09 Matrix: Water

| Parameters | Results | Units | Report Limit | MDL | DF | Prepared | Analyzed | CAS No. | Qual |
|---|---|---|---|---|---|---|---|---|---|
| **6200B MSV** | Analytical Method: SM 6200B<br>Pace Analytical Services - Charlotte | | | | | | | | |
| 2,2-Dichloropropane | ND | ug/L | 0.50 | 0.39 | 1 | | 12/15/21 20:23 | 594-20-7 | |
| 1,1-Dichloropropene | ND | ug/L | 0.50 | 0.43 | 1 | | 12/15/21 20:23 | 563-58-6 | |
| cis-1,3-Dichloropropene | ND | ug/L | 0.50 | 0.36 | 1 | | 12/15/21 20:23 | 10061-01-5 | |
| trans-1,3-Dichloropropene | ND | ug/L | 0.50 | 0.36 | 1 | | 12/15/21 20:23 | 10061-02-6 | |
| Diisopropyl ether | ND | ug/L | 0.50 | 0.31 | 1 | | 12/15/21 20:23 | 108-20-3 | |
| Ethanol | ND | ug/L | 200 | 72.2 | 1 | | 12/15/21 20:23 | 64-17-5 | |
| Ethylbenzene | ND | ug/L | 0.50 | 0.30 | 1 | | 12/15/21 20:23 | 100-41-4 | |
| Hexachloro-1,3-butadiene | ND | ug/L | 2.0 | 1.5 | 1 | | 12/15/21 20:23 | 87-68-3 | |
| Isopropylbenzene (Cumene) | ND | ug/L | 0.50 | 0.33 | 1 | | 12/15/21 20:23 | 98-82-8 | |
| Methylene Chloride | ND | ug/L | 2.0 | 2.0 | 1 | | 12/15/21 20:23 | 75-09-2 | |
| Methyl-tert-butyl ether | ND | ug/L | 0.50 | 0.42 | 1 | | 12/15/21 20:23 | 1634-04-4 | |
| Naphthalene | ND | ug/L | 2.0 | 0.64 | 1 | | 12/15/21 20:23 | 91-20-3 | |
| n-Propylbenzene | ND | ug/L | 0.50 | 0.34 | 1 | | 12/15/21 20:23 | 103-65-1 | |
| Styrene | ND | ug/L | 0.50 | 0.29 | 1 | | 12/15/21 20:23 | 100-42-5 | |
| 1,1,1,2-Tetrachloroethane | ND | ug/L | 0.50 | 0.31 | 1 | | 12/15/21 20:23 | 630-20-6 | |
| 1,1,2,2-Tetrachloroethane | ND | ug/L | 0.50 | 0.22 | 1 | | 12/15/21 20:23 | 79-34-5 | |
| Tetrachloroethene | ND | ug/L | 0.50 | 0.29 | 1 | | 12/15/21 20:23 | 127-18-4 | |
| Toluene | ND | ug/L | 0.50 | 0.48 | 1 | | 12/15/21 20:23 | 108-88-3 | |
| 1,2,3-Trichlorobenzene | ND | ug/L | 2.0 | 0.81 | 1 | | 12/15/21 20:23 | 87-61-6 | |
| 1,2,4-Trichlorobenzene | ND | ug/L | 2.0 | 0.64 | 1 | | 12/15/21 20:23 | 120-82-1 | |
| 1,1,1-Trichloroethane | ND | ug/L | 0.50 | 0.33 | 1 | | 12/15/21 20:23 | 71-55-6 | |
| 1,1,2-Trichloroethane | ND | ug/L | 0.50 | 0.32 | 1 | | 12/15/21 20:23 | 79-00-5 | |
| Trichloroethene | ND | ug/L | 0.50 | 0.38 | 1 | | 12/15/21 20:23 | 79-01-6 | |
| Trichlorofluoromethane | ND | ug/L | 1.0 | 0.30 | 1 | | 12/15/21 20:23 | 75-69-4 | |
| 1,2,3-Trichloropropane | ND | ug/L | 0.50 | 0.26 | 1 | | 12/15/21 20:23 | 96-18-4 | |
| 1,2,4-Trimethylbenzene | ND | ug/L | 0.50 | 0.50 | 1 | | 12/15/21 20:23 | 95-63-6 | |
| 1,3,5-Trimethylbenzene | ND | ug/L | 0.50 | 0.33 | 1 | | 12/15/21 20:23 | 108-67-8 | |
| Vinyl chloride | ND | ug/L | 1.0 | 0.39 | 1 | | 12/15/21 20:23 | 75-01-4 | |
| m&p-Xylene | ND | ug/L | 1.0 | 0.71 | 1 | | 12/15/21 20:23 | 179601-23-1 | |
| o-Xylene | ND | ug/L | 0.50 | 0.34 | 1 | | 12/15/21 20:23 | 95-47-6 | |
| ***Surrogates*** | | | | | | | | | |
| 1,2-Dichloroethane-d4 (S) | 103 | % | 70-130 | | 1 | | 12/15/21 20:23 | 17060-07-0 | |
| 4-Bromofluorobenzene (S) | 97 | % | 70-130 | | 1 | | 12/15/21 20:23 | 460-00-4 | |
| Toluene-d8 (S) | 100 | % | 70-130 | | 1 | | 12/15/21 20:23 | 2037-26-5 | |

## REPORT OF LABORATORY ANALYSIS

This report shall not be reproduced, except in full,
without the written consent of Pace Analytical Services, LLC.

**Pace Analytical Services, LLC**
9800 Kincey Ave. Suite 100
Huntersville, NC 28078
(704)875-9092

## ANALYTICAL RESULTS

Project: 2020-L1-2448 Incident
Pace Project No.: 92577788

**Sample: TRIP BLANK** **Lab ID: 92577788003** Collected: 12/14/21 00:00 Received: 12/14/21 12:09 Matrix: Water

| Parameters | Results | Units | Report Limit | MDL | DF | Prepared | Analyzed | CAS No. | Qual |
|---|---|---|---|---|---|---|---|---|---|
| **6200B MSV** | Analytical Method: SM 6200B<br>Pace Analytical Services - Charlotte | | | | | | | | |
| Benzene | ND | ug/L | 0.50 | 0.34 | 1 | | 12/15/21 20:41 | 71-43-2 | |
| Bromobenzene | ND | ug/L | 0.50 | 0.29 | 1 | | 12/15/21 20:41 | 108-86-1 | |
| Bromochloromethane | ND | ug/L | 0.50 | 0.47 | 1 | | 12/15/21 20:41 | 74-97-5 | |
| Bromodichloromethane | ND | ug/L | 0.50 | 0.31 | 1 | | 12/15/21 20:41 | 75-27-4 | |
| Bromoform | ND | ug/L | 0.50 | 0.34 | 1 | | 12/15/21 20:41 | 75-25-2 | |
| Bromomethane | ND | ug/L | 5.0 | 1.7 | 1 | | 12/15/21 20:41 | 74-83-9 | |
| n-Butylbenzene | ND | ug/L | 0.50 | 0.49 | 1 | | 12/15/21 20:41 | 104-51-8 | |
| sec-Butylbenzene | ND | ug/L | 0.50 | 0.40 | 1 | | 12/15/21 20:41 | 135-98-8 | |
| tert-Butylbenzene | ND | ug/L | 0.50 | 0.32 | 1 | | 12/15/21 20:41 | 98-06-6 | |
| Carbon tetrachloride | ND | ug/L | 0.50 | 0.33 | 1 | | 12/15/21 20:41 | 56-23-5 | |
| Chlorobenzene | ND | ug/L | 0.50 | 0.28 | 1 | | 12/15/21 20:41 | 108-90-7 | |
| Chloroethane | ND | ug/L | 1.0 | 0.65 | 1 | | 12/15/21 20:41 | 75-00-3 | |
| Chloroform | ND | ug/L | 0.50 | 0.35 | 1 | | 12/15/21 20:41 | 67-66-3 | |
| Chloromethane | ND | ug/L | 1.0 | 0.54 | 1 | | 12/15/21 20:41 | 74-87-3 | |
| 2-Chlorotoluene | ND | ug/L | 0.50 | 0.32 | 1 | | 12/15/21 20:41 | 95-49-8 | |
| 4-Chlorotoluene | ND | ug/L | 0.50 | 0.32 | 1 | | 12/15/21 20:41 | 106-43-4 | |
| 1,2-Dibromo-3-chloropropane | ND | ug/L | 1.0 | 0.34 | 1 | | 12/15/21 20:41 | 96-12-8 | |
| Dibromochloromethane | ND | ug/L | 0.50 | 0.36 | 1 | | 12/15/21 20:41 | 124-48-1 | |
| 1,2-Dibromoethane (EDB) | ND | ug/L | 0.50 | 0.27 | 1 | | 12/15/21 20:41 | 106-93-4 | |
| Dibromomethane | ND | ug/L | 0.50 | 0.39 | 1 | | 12/15/21 20:41 | 74-95-3 | |
| 1,2-Dichlorobenzene | ND | ug/L | 0.50 | 0.34 | 1 | | 12/15/21 20:41 | 95-50-1 | |
| 1,3-Dichlorobenzene | ND | ug/L | 0.50 | 0.34 | 1 | | 12/15/21 20:41 | 541-73-1 | |
| 1,4-Dichlorobenzene | ND | ug/L | 0.50 | 0.33 | 1 | | 12/15/21 20:41 | 106-46-7 | |
| Dichlorodifluoromethane | ND | ug/L | 0.50 | 0.35 | 1 | | 12/15/21 20:41 | 75-71-8 | |
| 1,1-Dichloroethane | ND | ug/L | 0.50 | 0.37 | 1 | | 12/15/21 20:41 | 75-34-3 | |
| 1,2-Dichloroethane | ND | ug/L | 0.50 | 0.32 | 1 | | 12/15/21 20:41 | 107-06-2 | |
| 1,1-Dichloroethene | ND | ug/L | 0.50 | 0.35 | 1 | | 12/15/21 20:41 | 75-35-4 | |
| cis-1,2-Dichloroethene | ND | ug/L | 0.50 | 0.38 | 1 | | 12/15/21 20:41 | 156-59-2 | |
| trans-1,2-Dichloroethene | ND | ug/L | 0.50 | 0.40 | 1 | | 12/15/21 20:41 | 156-60-5 | |
| 1,2-Dichloropropane | ND | ug/L | 0.50 | 0.36 | 1 | | 12/15/21 20:41 | 78-87-5 | |
| 1,3-Dichloropropane | ND | ug/L | 0.50 | 0.28 | 1 | | 12/15/21 20:41 | 142-28-9 | |
| 2,2-Dichloropropane | ND | ug/L | 0.50 | 0.39 | 1 | | 12/15/21 20:41 | 594-20-7 | |
| 1,1-Dichloropropene | ND | ug/L | 0.50 | 0.43 | 1 | | 12/15/21 20:41 | 563-58-6 | |
| cis-1,3-Dichloropropene | ND | ug/L | 0.50 | 0.36 | 1 | | 12/15/21 20:41 | 10061-01-5 | |
| trans-1,3-Dichloropropene | ND | ug/L | 0.50 | 0.36 | 1 | | 12/15/21 20:41 | 10061-02-6 | |
| Diisopropyl ether | ND | ug/L | 0.50 | 0.31 | 1 | | 12/15/21 20:41 | 108-20-3 | |
| Ethanol | ND | ug/L | 200 | 72.2 | 1 | | 12/15/21 20:41 | 64-17-5 | |
| Ethylbenzene | ND | ug/L | 0.50 | 0.30 | 1 | | 12/15/21 20:41 | 100-41-4 | |
| Hexachloro-1,3-butadiene | ND | ug/L | 2.0 | 1.5 | 1 | | 12/15/21 20:41 | 87-68-3 | |
| Isopropylbenzene (Cumene) | ND | ug/L | 0.50 | 0.33 | 1 | | 12/15/21 20:41 | 98-82-8 | |
| Methylene Chloride | ND | ug/L | 2.0 | 2.0 | 1 | | 12/15/21 20:41 | 75-09-2 | |
| Methyl-tert-butyl ether | ND | ug/L | 0.50 | 0.42 | 1 | | 12/15/21 20:41 | 1634-04-4 | |
| Naphthalene | ND | ug/L | 2.0 | 0.64 | 1 | | 12/15/21 20:41 | 91-20-3 | |
| n-Propylbenzene | ND | ug/L | 0.50 | 0.34 | 1 | | 12/15/21 20:41 | 103-65-1 | |
| Styrene | ND | ug/L | 0.50 | 0.29 | 1 | | 12/15/21 20:41 | 100-42-5 | |

## REPORT OF LABORATORY ANALYSIS

This report shall not be reproduced, except in full,
without the written consent of Pace Analytical Services, LLC.

**Pace Analytical Services, LLC**
9800 Kincey Ave. Suite 100
Huntersville, NC 28078
(704)875-9092

## ANALYTICAL RESULTS

Project: 2020-L1-2448 Incident
Pace Project No.: 92577788

**Sample: TRIP BLANK** **Lab ID: 92577788003** Collected: 12/14/21 00:00 Received: 12/14/21 12:09 Matrix: Water

| Parameters | Results | Units | Report Limit | MDL | DF | Prepared | Analyzed | CAS No. | Qual |
|---|---|---|---|---|---|---|---|---|---|
| **6200B MSV** | Analytical Method: SM 6200B<br>Pace Analytical Services - Charlotte | | | | | | | | |
| 1,1,1,2-Tetrachloroethane | ND | ug/L | 0.50 | 0.31 | 1 | | 12/15/21 20:41 | 630-20-6 | |
| 1,1,2,2-Tetrachloroethane | ND | ug/L | 0.50 | 0.22 | 1 | | 12/15/21 20:41 | 79-34-5 | |
| Tetrachloroethene | ND | ug/L | 0.50 | 0.29 | 1 | | 12/15/21 20:41 | 127-18-4 | |
| Toluene | ND | ug/L | 0.50 | 0.48 | 1 | | 12/15/21 20:41 | 108-88-3 | |
| 1,2,3-Trichlorobenzene | ND | ug/L | 2.0 | 0.81 | 1 | | 12/15/21 20:41 | 87-61-6 | |
| 1,2,4-Trichlorobenzene | ND | ug/L | 2.0 | 0.64 | 1 | | 12/15/21 20:41 | 120-82-1 | |
| 1,1,1-Trichloroethane | ND | ug/L | 0.50 | 0.33 | 1 | | 12/15/21 20:41 | 71-55-6 | |
| 1,1,2-Trichloroethane | ND | ug/L | 0.50 | 0.32 | 1 | | 12/15/21 20:41 | 79-00-5 | |
| Trichloroethene | ND | ug/L | 0.50 | 0.38 | 1 | | 12/15/21 20:41 | 79-01-6 | |
| Trichlorofluoromethane | ND | ug/L | 1.0 | 0.30 | 1 | | 12/15/21 20:41 | 75-69-4 | |
| 1,2,3-Trichloropropane | ND | ug/L | 0.50 | 0.26 | 1 | | 12/15/21 20:41 | 96-18-4 | |
| 1,2,4-Trimethylbenzene | ND | ug/L | 0.50 | 0.50 | 1 | | 12/15/21 20:41 | 95-63-6 | |
| 1,3,5-Trimethylbenzene | ND | ug/L | 0.50 | 0.33 | 1 | | 12/15/21 20:41 | 108-67-8 | |
| Vinyl chloride | ND | ug/L | 1.0 | 0.39 | 1 | | 12/15/21 20:41 | 75-01-4 | |
| m&p-Xylene | ND | ug/L | 1.0 | 0.71 | 1 | | 12/15/21 20:41 | 179601-23-1 | |
| o-Xylene | ND | ug/L | 0.50 | 0.34 | 1 | | 12/15/21 20:41 | 95-47-6 | |
| ***Surrogates*** | | | | | | | | | |
| 1,2-Dichloroethane-d4 (S) | 102 | % | 70-130 | | 1 | | 12/15/21 20:41 | 17060-07-0 | |
| 4-Bromofluorobenzene (S) | 98 | % | 70-130 | | 1 | | 12/15/21 20:41 | 460-00-4 | |
| Toluene-d8 (S) | 101 | % | 70-130 | | 1 | | 12/15/21 20:41 | 2037-26-5 | |

## REPORT OF LABORATORY ANALYSIS

This report shall not be reproduced, except in full,
without the written consent of Pace Analytical Services, LLC.

**Pace Analytical Services, LLC**
9800 Kincey Ave. Suite 100
Huntersville, NC 28078
(704)875-9092

## QUALITY CONTROL DATA

Project: 2020-L1-2448 Incident
Pace Project No.: 92577788

QC Batch: 666387
QC Batch Method: MADEP VPH
Analysis Method: MADEP VPH
Analysis Description: VPH NC Water
Laboratory: Pace Analytical Services - Charlotte
Associated Lab Samples: 92577788001, 92577788002

METHOD BLANK: 3491425 Matrix: Water
Associated Lab Samples: 92577788001, 92577788002

| Parameter | Units | Blank Result | Reporting Limit | MDL | Analyzed | Qualifiers |
|---|---|---|---|---|---|---|
| Aliphatic (C05-C08) | ug/L | ND | 50.0 | 50.0 | 12/15/21 18:02 | N2 |
| Aromatic (C09-C10) | ug/L | ND | 50.0 | 50.0 | 12/15/21 18:02 | N2 |
| 4-Bromofluorobenzene (FID) (S) | % | 96 | 70-130 | | 12/15/21 18:02 | |
| 4-Bromofluorobenzene (PID) (S) | % | 92 | 70-130 | | 12/15/21 18:02 | |

LABORATORY CONTROL SAMPLE & LCSD: 3491426 3491427

| Parameter | Units | Spike Conc. | LCS Result | LCSD Result | LCS % Rec | LCSD % Rec | % Rec Limits | RPD | Max RPD | Qualifiers |
|---|---|---|---|---|---|---|---|---|---|---|
| Aliphatic (C05-C08) | ug/L | 300 | 281 | 332 | 94 | 111 | 70-130 | 17 | 25 | N2 |
| Aromatic (C09-C10) | ug/L | 100 | 96.0 | 100 | 96 | 100 | 70-130 | 4 | 25 | N2 |
| 4-Bromofluorobenzene (FID) (S) | % | | | | 98 | 96 | 70-130 | | | |
| 4-Bromofluorobenzene (PID) (S) | % | | | | 93 | 92 | 70-130 | | | |

**Results presented on this page are in the units indicated by the "Units" column except where an alternate unit is presented to the right of the result.**

## REPORT OF LABORATORY ANALYSIS

This report shall not be reproduced, except in full,
without the written consent of Pace Analytical Services, LLC.

**Pace Analytical Services, LLC**
9800 Kincey Ave. Suite 100
Huntersville, NC 28078
(704)875-9092

## QUALITY CONTROL DATA

Project: 2020-L1-2448 Incident
Pace Project No.: 92577788

QC Batch: 666479
QC Batch Method: EPA 3010A
Analysis Method: EPA 6010D
Analysis Description: 6010 MET
Laboratory: Pace Analytical Services - Asheville
Associated Lab Samples: 92577788001, 92577788002

METHOD BLANK: 3491750 Matrix: Water
Associated Lab Samples: 92577788001, 92577788002

| Parameter | Units | Blank Result | Reporting Limit | MDL | Analyzed | Qualifiers |
|---|---|---|---|---|---|---|
| Lead | ug/L | ND | 5.0 | 4.5 | 12/29/21 19:29 | |

LABORATORY CONTROL SAMPLE: 3491751

| Parameter | Units | Spike Conc. | LCS Result | LCS % Rec | % Rec Limits | Qualifiers |
|---|---|---|---|---|---|---|
| Lead | ug/L | 500 | 523 | 105 | 80-120 | |

MATRIX SPIKE & MATRIX SPIKE DUPLICATE: 3491752 3491753

| Parameter | Units | 92576294001 Result | MS Spike Conc. | MSD Spike Conc. | MS Result | MSD Result | MS % Rec | MSD % Rec | % Rec Limits | RPD | Max RPD | Qual |
|---|---|---|---|---|---|---|---|---|---|---|---|---|
| Lead | ug/L | 8.9 | 500 | 500 | 550 | 539 | 108 | 106 | 75-125 | 2 | 20 | |

**Results presented on this page are in the units indicated by the "Units" column except where an alternate unit is presented to the right of the result.**

## REPORT OF LABORATORY ANALYSIS

This report shall not be reproduced, except in full,
without the written consent of Pace Analytical Services, LLC.

**Pace Analytical Services, LLC**
9800 Kincey Ave. Suite 100
Huntersville, NC 28078
(704)875-9092

## QUALITY CONTROL DATA

Project: 2020-L1-2448 Incident
Pace Project No.: 92577788

QC Batch: 666293
QC Batch Method: SM 6200B
Analysis Method: SM 6200B
Analysis Description: 6200B MSV
Laboratory: Pace Analytical Services - Charlotte
Associated Lab Samples: 92577788001, 92577788002, 92577788003

METHOD BLANK: 3490591 Matrix: Water
Associated Lab Samples: 92577788001, 92577788002, 92577788003

| Parameter | Units | Blank Result | Reporting Limit | MDL | Analyzed | Qualifiers |
|---|---|---|---|---|---|---|
| 1,1,1,2-Tetrachloroethane | ug/L | ND | 0.50 | 0.31 | 12/15/21 14:16 | |
| 1,1,1-Trichloroethane | ug/L | ND | 0.50 | 0.33 | 12/15/21 14:16 | |
| 1,1,2,2-Tetrachloroethane | ug/L | ND | 0.50 | 0.22 | 12/15/21 14:16 | |
| 1,1,2-Trichloroethane | ug/L | ND | 0.50 | 0.32 | 12/15/21 14:16 | |
| 1,1-Dichloroethane | ug/L | ND | 0.50 | 0.37 | 12/15/21 14:16 | |
| 1,1-Dichloroethene | ug/L | ND | 0.50 | 0.35 | 12/15/21 14:16 | |
| 1,1-Dichloropropene | ug/L | ND | 0.50 | 0.43 | 12/15/21 14:16 | |
| 1,2,3-Trichlorobenzene | ug/L | ND | 2.0 | 0.81 | 12/15/21 14:16 | |
| 1,2,3-Trichloropropane | ug/L | ND | 0.50 | 0.26 | 12/15/21 14:16 | |
| 1,2,4-Trichlorobenzene | ug/L | ND | 2.0 | 0.64 | 12/15/21 14:16 | |
| 1,2,4-Trimethylbenzene | ug/L | ND | 0.50 | 0.50 | 12/15/21 14:16 | |
| 1,2-Dibromo-3-chloropropane | ug/L | ND | 1.0 | 0.34 | 12/15/21 14:16 | |
| 1,2-Dibromoethane (EDB) | ug/L | ND | 0.50 | 0.27 | 12/15/21 14:16 | |
| 1,2-Dichlorobenzene | ug/L | ND | 0.50 | 0.34 | 12/15/21 14:16 | |
| 1,2-Dichloroethane | ug/L | ND | 0.50 | 0.32 | 12/15/21 14:16 | |
| 1,2-Dichloropropane | ug/L | ND | 0.50 | 0.36 | 12/15/21 14:16 | |
| 1,3,5-Trimethylbenzene | ug/L | ND | 0.50 | 0.33 | 12/15/21 14:16 | |
| 1,3-Dichlorobenzene | ug/L | ND | 0.50 | 0.34 | 12/15/21 14:16 | |
| 1,3-Dichloropropane | ug/L | ND | 0.50 | 0.28 | 12/15/21 14:16 | |
| 1,4-Dichlorobenzene | ug/L | ND | 0.50 | 0.33 | 12/15/21 14:16 | |
| 2,2-Dichloropropane | ug/L | ND | 0.50 | 0.39 | 12/15/21 14:16 | |
| 2-Chlorotoluene | ug/L | ND | 0.50 | 0.32 | 12/15/21 14:16 | |
| 4-Chlorotoluene | ug/L | ND | 0.50 | 0.32 | 12/15/21 14:16 | |
| Benzene | ug/L | ND | 0.50 | 0.34 | 12/15/21 14:16 | |
| Bromobenzene | ug/L | ND | 0.50 | 0.29 | 12/15/21 14:16 | |
| Bromochloromethane | ug/L | ND | 0.50 | 0.47 | 12/15/21 14:16 | |
| Bromodichloromethane | ug/L | ND | 0.50 | 0.31 | 12/15/21 14:16 | |
| Bromoform | ug/L | ND | 0.50 | 0.34 | 12/15/21 14:16 | |
| Bromomethane | ug/L | ND | 5.0 | 1.7 | 12/15/21 14:16 | |
| Carbon tetrachloride | ug/L | ND | 0.50 | 0.33 | 12/15/21 14:16 | |
| Chlorobenzene | ug/L | ND | 0.50 | 0.28 | 12/15/21 14:16 | |
| Chloroethane | ug/L | ND | 1.0 | 0.65 | 12/15/21 14:16 | |
| Chloroform | ug/L | ND | 0.50 | 0.35 | 12/15/21 14:16 | |
| Chloromethane | ug/L | ND | 1.0 | 0.54 | 12/15/21 14:16 | |
| cis-1,2-Dichloroethene | ug/L | ND | 0.50 | 0.38 | 12/15/21 14:16 | |
| cis-1,3-Dichloropropene | ug/L | ND | 0.50 | 0.36 | 12/15/21 14:16 | |
| Dibromochloromethane | ug/L | ND | 0.50 | 0.36 | 12/15/21 14:16 | |
| Dibromomethane | ug/L | ND | 0.50 | 0.39 | 12/15/21 14:16 | |
| Dichlorodifluoromethane | ug/L | ND | 0.50 | 0.35 | 12/15/21 14:16 | |
| Diisopropyl ether | ug/L | ND | 0.50 | 0.31 | 12/15/21 14:16 | |

**Results presented on this page are in the units indicated by the "Units" column except where an alternate unit is presented to the right of the result.**

## REPORT OF LABORATORY ANALYSIS

This report shall not be reproduced, except in full,
without the written consent of Pace Analytical Services, LLC.

Pace Analytical Services, LLC
9800 Kincey Ave. Suite 100
Huntersville, NC 28078
(704)875-9092

## QUALITY CONTROL DATA

Project: 2020-L1-2448 Incident
Pace Project No.: 92577788

METHOD BLANK: 3490591 Matrix: Water
Associated Lab Samples: 92577788001, 92577788002, 92577788003

| Parameter | Units | Blank Result | Reporting Limit | MDL | Analyzed | Qualifiers |
|---|---|---|---|---|---|---|
| Ethanol | ug/L | ND | 200 | 72.2 | 12/15/21 14:16 | |
| Ethylbenzene | ug/L | ND | 0.50 | 0.30 | 12/15/21 14:16 | |
| Hexachloro-1,3-butadiene | ug/L | ND | 2.0 | 1.5 | 12/15/21 14:16 | |
| Isopropylbenzene (Cumene) | ug/L | ND | 0.50 | 0.33 | 12/15/21 14:16 | |
| m&p-Xylene | ug/L | ND | 1.0 | 0.71 | 12/15/21 14:16 | |
| Methyl-tert-butyl ether | ug/L | ND | 0.50 | 0.42 | 12/15/21 14:16 | |
| Methylene Chloride | ug/L | ND | 2.0 | 2.0 | 12/15/21 14:16 | |
| n-Butylbenzene | ug/L | ND | 0.50 | 0.49 | 12/15/21 14:16 | |
| n-Propylbenzene | ug/L | ND | 0.50 | 0.34 | 12/15/21 14:16 | |
| Naphthalene | ug/L | ND | 2.0 | 0.64 | 12/15/21 14:16 | |
| o-Xylene | ug/L | ND | 0.50 | 0.34 | 12/15/21 14:16 | |
| sec-Butylbenzene | ug/L | ND | 0.50 | 0.40 | 12/15/21 14:16 | |
| Styrene | ug/L | ND | 0.50 | 0.29 | 12/15/21 14:16 | |
| tert-Butylbenzene | ug/L | ND | 0.50 | 0.32 | 12/15/21 14:16 | |
| Tetrachloroethene | ug/L | ND | 0.50 | 0.29 | 12/15/21 14:16 | |
| Toluene | ug/L | ND | 0.50 | 0.48 | 12/15/21 14:16 | |
| trans-1,2-Dichloroethene | ug/L | ND | 0.50 | 0.40 | 12/15/21 14:16 | |
| trans-1,3-Dichloropropene | ug/L | ND | 0.50 | 0.36 | 12/15/21 14:16 | |
| Trichloroethene | ug/L | ND | 0.50 | 0.38 | 12/15/21 14:16 | |
| Trichlorofluoromethane | ug/L | ND | 1.0 | 0.30 | 12/15/21 14:16 | |
| Vinyl chloride | ug/L | ND | 1.0 | 0.39 | 12/15/21 14:16 | |
| 1,2-Dichloroethane-d4 (S) | % | 102 | 70-130 | | 12/15/21 14:16 | |
| 4-Bromofluorobenzene (S) | % | 98 | 70-130 | | 12/15/21 14:16 | |
| Toluene-d8 (S) | % | 101 | 70-130 | | 12/15/21 14:16 | |

LABORATORY CONTROL SAMPLE: 3490592

| Parameter | Units | Spike Conc. | LCS Result | LCS % Rec | % Rec Limits | Qualifiers |
|---|---|---|---|---|---|---|
| 1,1,1,2-Tetrachloroethane | ug/L | 50 | 56.0 | 112 | 60-140 | |
| 1,1,1-Trichloroethane | ug/L | 50 | 47.1 | 94 | 60-140 | |
| 1,1,2,2-Tetrachloroethane | ug/L | 50 | 54.8 | 110 | 60-140 | |
| 1,1,2-Trichloroethane | ug/L | 50 | 51.0 | 102 | 60-140 | |
| 1,1-Dichloroethane | ug/L | 50 | 47.0 | 94 | 60-140 | |
| 1,1-Dichloroethene | ug/L | 50 | 44.3 | 89 | 60-140 | |
| 1,1-Dichloropropene | ug/L | 50 | 45.7 | 91 | 60-140 | |
| 1,2,3-Trichlorobenzene | ug/L | 50 | 55.3 | 111 | 60-140 | |
| 1,2,3-Trichloropropane | ug/L | 50 | 56.7 | 113 | 60-140 | |
| 1,2,4-Trichlorobenzene | ug/L | 50 | 56.4 | 113 | 60-140 | |
| 1,2,4-Trimethylbenzene | ug/L | 50 | 55.0 | 110 | 60-140 | |
| 1,2-Dibromo-3-chloropropane | ug/L | 50 | 58.0 | 116 | 60-140 | |
| 1,2-Dibromoethane (EDB) | ug/L | 50 | 53.1 | 106 | 60-140 | |
| 1,2-Dichlorobenzene | ug/L | 50 | 53.0 | 106 | 60-140 | |
| 1,2-Dichloroethane | ug/L | 50 | 46.2 | 92 | 60-140 | |
| 1,2-Dichloropropane | ug/L | 50 | 51.0 | 102 | 60-140 | |

**Results presented on this page are in the units indicated by the "Units" column except where an alternate unit is presented to the right of the result.**

## REPORT OF LABORATORY ANALYSIS

This report shall not be reproduced, except in full,
without the written consent of Pace Analytical Services, LLC.

**Pace Analytical Services, LLC**
9800 Kincey Ave. Suite 100
Huntersville, NC 28078
(704)875-9092

## QUALITY CONTROL DATA

Project: 2020-L1-2448 Incident
Pace Project No.: 92577788

LABORATORY CONTROL SAMPLE: 3490592

| Parameter | Units | Spike Conc. | LCS Result | LCS % Rec | % Rec Limits | Qualifiers |
|---|---|---|---|---|---|---|
| 1,3,5-Trimethylbenzene | ug/L | 50 | 54.6 | 109 | 60-140 | |
| 1,3-Dichlorobenzene | ug/L | 50 | 52.1 | 104 | 60-140 | |
| 1,3-Dichloropropane | ug/L | 50 | 51.6 | 103 | 60-140 | |
| 1,4-Dichlorobenzene | ug/L | 50 | 52.3 | 105 | 60-140 | |
| 2,2-Dichloropropane | ug/L | 50 | 47.1 | 94 | 60-140 | |
| 2-Chlorotoluene | ug/L | 50 | 52.1 | 104 | 60-140 | |
| 4-Chlorotoluene | ug/L | 50 | 51.6 | 103 | 60-140 | |
| Benzene | ug/L | 50 | 47.6 | 95 | 60-140 | |
| Bromobenzene | ug/L | 50 | 54.2 | 108 | 60-140 | |
| Bromochloromethane | ug/L | 50 | 51.9 | 104 | 60-140 | |
| Bromodichloromethane | ug/L | 50 | 50.8 | 102 | 60-140 | |
| Bromoform | ug/L | 50 | 58.0 | 116 | 60-140 | |
| Bromomethane | ug/L | 50 | 47.2 | 94 | 60-140 | |
| Carbon tetrachloride | ug/L | 50 | 50.6 | 101 | 60-140 | |
| Chlorobenzene | ug/L | 50 | 51.6 | 103 | 60-140 | |
| Chloroethane | ug/L | 50 | 57.7 | 115 | 60-140 | |
| Chloroform | ug/L | 50 | 47.0 | 94 | 60-140 | |
| Chloromethane | ug/L | 50 | 42.0 | 84 | 60-140 | |
| cis-1,2-Dichloroethene | ug/L | 50 | 47.4 | 95 | 60-140 | |
| cis-1,3-Dichloropropene | ug/L | 50 | 53.0 | 106 | 60-140 | |
| Dibromochloromethane | ug/L | 50 | 55.1 | 110 | 60-140 | |
| Dibromomethane | ug/L | 50 | 52.6 | 105 | 60-140 | |
| Dichlorodifluoromethane | ug/L | 50 | 43.8 | 88 | 60-140 | |
| Diisopropyl ether | ug/L | 50 | 47.0 | 94 | 60-140 | |
| Ethanol | ug/L | 2000 | 2020 | 101 | 60-140 | |
| Ethylbenzene | ug/L | 50 | 51.7 | 103 | 60-140 | |
| Hexachloro-1,3-butadiene | ug/L | 50 | 56.6 | 113 | 60-140 | |
| Isopropylbenzene (Cumene) | ug/L | 50 | 56.0 | 112 | 60-140 | |
| m&p-Xylene | ug/L | 100 | 109 | 109 | 60-140 | |
| Methyl-tert-butyl ether | ug/L | 50 | 46.4 | 93 | 60-140 | |
| Methylene Chloride | ug/L | 50 | 51.0 | 102 | 60-140 | |
| n-Butylbenzene | ug/L | 50 | 55.5 | 111 | 60-140 | |
| n-Propylbenzene | ug/L | 50 | 53.0 | 106 | 60-140 | |
| Naphthalene | ug/L | 50 | 54.7 | 109 | 60-140 | |
| o-Xylene | ug/L | 50 | 55.4 | 111 | 60-140 | |
| sec-Butylbenzene | ug/L | 50 | 53.4 | 107 | 60-140 | |
| Styrene | ug/L | 50 | 55.3 | 111 | 60-140 | |
| tert-Butylbenzene | ug/L | 50 | 44.2 | 88 | 60-140 | |
| Tetrachloroethene | ug/L | 50 | 53.1 | 106 | 60-140 | |
| Toluene | ug/L | 50 | 50.0 | 100 | 60-140 | |
| trans-1,2-Dichloroethene | ug/L | 50 | 47.5 | 95 | 60-140 | |
| trans-1,3-Dichloropropene | ug/L | 50 | 53.7 | 107 | 60-140 | |
| Trichloroethene | ug/L | 50 | 48.6 | 97 | 60-140 | |
| Trichlorofluoromethane | ug/L | 50 | 53.6 | 107 | 60-140 | |
| Vinyl chloride | ug/L | 50 | 44.8 | 90 | 60-140 | |
| 1,2-Dichloroethane-d4 (S) | % | | | 96 | 70-130 | |
| 4-Bromofluorobenzene (S) | % | | | 101 | 70-130 | |

**Results presented on this page are in the units indicated by the "Units" column except where an alternate unit is presented to the right of the result.**

## REPORT OF LABORATORY ANALYSIS

This report shall not be reproduced, except in full,
without the written consent of Pace Analytical Services, LLC.

**Pace Analytical Services, LLC**
9800 Kincey Ave. Suite 100
Huntersville, NC 28078
(704)875-9092

## QUALITY CONTROL DATA

Project: 2020-L1-2448 Incident
Pace Project No.: 92577788

LABORATORY CONTROL SAMPLE: 3490592

| Parameter | Units | Spike Conc. | LCS Result | LCS % Rec | % Rec Limits | Qualifiers |
|---|---|---|---|---|---|---|
| Toluene-d8 (S) | % | | | 98 | 70-130 | |

MATRIX SPIKE & MATRIX SPIKE DUPLICATE: 3490593 3490594

| Parameter | Units | 92576844005 Result | MS Spike Conc. | MSD Spike Conc. | MS Result | MSD Result | MS % Rec | MSD % Rec | % Rec Limits | RPD | Max RPD | Qual |
|---|---|---|---|---|---|---|---|---|---|---|---|---|
| 1,1,1,2-Tetrachloroethane | ug/L | <15.6 | 1000 | 1000 | 1160 | 1150 | 116 | 115 | 60-140 | 0 | 30 | |
| 1,1,1-Trichloroethane | ug/L | <16.6 | 1000 | 1000 | 1070 | 1080 | 107 | 108 | 60-140 | 2 | 30 | |
| 1,1,2,2-Tetrachloroethane | ug/L | <11.2 | 1000 | 1000 | 1160 | 1140 | 116 | 114 | 60-140 | 2 | 30 | |
| 1,1,2-Trichloroethane | ug/L | <16.2 | 1000 | 1000 | 1100 | 1130 | 110 | 113 | 60-140 | 2 | 30 | |
| 1,1-Dichloroethane | ug/L | <18.4 | 1000 | 1000 | 1070 | 1070 | 107 | 107 | 60-140 | 0 | 30 | |
| 1,1-Dichloroethene | ug/L | <17.4 | 1000 | 1000 | 1010 | 1020 | 101 | 102 | 60-140 | 1 | 30 | |
| 1,1-Dichloropropene | ug/L | <21.4 | 1000 | 1000 | 1060 | 1060 | 106 | 106 | 60-140 | 0 | 30 | |
| 1,2,3-Trichlorobenzene | ug/L | <40.3 | 1000 | 1000 | 1100 | 1140 | 110 | 114 | 60-140 | 3 | 30 | |
| 1,2,3-Trichloropropane | ug/L | <13.0 | 1000 | 1000 | 1040 | 1030 | 104 | 103 | 60-140 | 1 | 30 | |
| 1,2,4-Trichlorobenzene | ug/L | <32.0 | 1000 | 1000 | 1150 | 1150 | 115 | 115 | 60-140 | 0 | 30 | |
| 1,2,4-Trimethylbenzene | ug/L | 2800 | 1000 | 1000 | 4070 | 3960 | 127 | 116 | 60-140 | 3 | 30 | |
| 1,2-Dibromo-3-chloropropane | ug/L | <17.0 | 1000 | 1000 | 1120 | 1140 | 112 | 114 | 60-140 | 2 | 30 | |
| 1,2-Dibromoethane (EDB) | ug/L | <13.6 | 1000 | 1000 | 1090 | 1080 | 109 | 108 | 60-140 | 1 | 30 | |
| 1,2-Dichlorobenzene | ug/L | <17.0 | 1000 | 1000 | 1110 | 1140 | 111 | 114 | 60-140 | 2 | 30 | |
| 1,2-Dichloroethane | ug/L | <16.1 | 1000 | 1000 | 1030 | 1040 | 103 | 104 | 60-140 | 1 | 30 | |
| 1,2-Dichloropropane | ug/L | <17.8 | 1000 | 1000 | 1100 | 1110 | 110 | 111 | 60-140 | 0 | 30 | |
| 1,3,5-Trimethylbenzene | ug/L | 526 | 1000 | 1000 | 1860 | 1800 | 133 | 127 | 60-140 | 3 | 30 | |
| 1,3-Dichlorobenzene | ug/L | <17.0 | 1000 | 1000 | 1120 | 1120 | 112 | 112 | 60-140 | 0 | 30 | |
| 1,3-Dichloropropane | ug/L | <14.2 | 1000 | 1000 | 1110 | 1080 | 111 | 108 | 60-140 | 3 | 30 | |
| 1,4-Dichlorobenzene | ug/L | <16.6 | 1000 | 1000 | 1110 | 1140 | 111 | 114 | 60-140 | 3 | 30 | |
| 2,2-Dichloropropane | ug/L | <19.4 | 1000 | 1000 | 1050 | 1060 | 105 | 106 | 60-140 | 1 | 30 | |
| 2-Chlorotoluene | ug/L | <16.0 | 1000 | 1000 | 1430 | 1430 | 143 | 143 | 60-140 | 0 | 30 | M1 |
| 4-Chlorotoluene | ug/L | <16.2 | 1000 | 1000 | 1110 | 1080 | 111 | 108 | 60-140 | 3 | 30 | |
| Benzene | ug/L | 309 | 1000 | 1000 | 1370 | 1350 | 106 | 104 | 60-140 | 1 | 30 | |
| Bromobenzene | ug/L | <14.5 | 1000 | 1000 | 1120 | 1150 | 112 | 115 | 60-140 | 3 | 30 | |
| Bromochloromethane | ug/L | <23.4 | 1000 | 1000 | 1130 | 1140 | 113 | 114 | 60-140 | 1 | 30 | |
| Bromodichloromethane | ug/L | <15.4 | 1000 | 1000 | 1060 | 1090 | 106 | 109 | 60-140 | 2 | 30 | |
| Bromoform | ug/L | <17.0 | 1000 | 1000 | 1140 | 1140 | 114 | 114 | 60-140 | 0 | 30 | |
| Bromomethane | ug/L | <83.0 | 1000 | 1000 | 1040 | 1070 | 104 | 107 | 60-140 | 3 | 30 | |
| Carbon tetrachloride | ug/L | <16.6 | 1000 | 1000 | 1080 | 1100 | 108 | 110 | 60-140 | 2 | 30 | |
| Chlorobenzene | ug/L | <14.2 | 1000 | 1000 | 1090 | 1100 | 109 | 110 | 60-140 | 1 | 30 | |
| Chloroethane | ug/L | <32.4 | 1000 | 1000 | 1320 | 1290 | 132 | 129 | 60-140 | 3 | 30 | |
| Chloroform | ug/L | <17.6 | 1000 | 1000 | 1040 | 1060 | 103 | 106 | 60-140 | 2 | 30 | |
| Chloromethane | ug/L | <27.0 | 1000 | 1000 | 817 | 843 | 82 | 84 | 60-140 | 3 | 30 | |
| cis-1,2-Dichloroethene | ug/L | <19.2 | 1000 | 1000 | 1070 | 1080 | 107 | 108 | 60-140 | 0 | 30 | |
| cis-1,3-Dichloropropene | ug/L | <18.2 | 1000 | 1000 | 1070 | 1080 | 107 | 108 | 60-140 | 1 | 30 | |
| Dibromochloromethane | ug/L | <18.0 | 1000 | 1000 | 1120 | 1110 | 112 | 111 | 60-140 | 0 | 30 | |
| Dibromomethane | ug/L | <19.7 | 1000 | 1000 | 1070 | 1090 | 107 | 109 | 60-140 | 2 | 30 | |

**Results presented on this page are in the units indicated by the "Units" column except where an alternate unit is presented to the right of the result.**

## REPORT OF LABORATORY ANALYSIS

This report shall not be reproduced, except in full,
without the written consent of Pace Analytical Services, LLC.

**Pace Analytical Services, LLC**
9800 Kincey Ave. Suite 100
Huntersville, NC 28078
(704)875-9092

## QUALITY CONTROL DATA

Project: 2020-L1-2448 Incident
Pace Project No.: 92577788

MATRIX SPIKE & MATRIX SPIKE DUPLICATE: 3490593 3490594

| Parameter | Units | 92576844005 Result | MS Spike Conc. | MSD Spike Conc. | MS Result | MSD Result | MS % Rec | MSD % Rec | % Rec Limits | RPD | Max RPD | Qual |
|---|---|---|---|---|---|---|---|---|---|---|---|---|
| Dichlorodifluoromethane | ug/L | <17.3 | 1000 | 1000 | 664 | 672 | 66 | 67 | 60-140 | 1 | 30 | |
| Diisopropyl ether | ug/L | <15.4 | 1000 | 1000 | 1040 | 1040 | 104 | 104 | 60-140 | 0 | 30 | |
| Ethanol | ug/L | <3610 | 40000 | 40000 | 47300 | 44700 | 118 | 112 | 60-140 | 6 | 30 | |
| Ethylbenzene | ug/L | 2320 | 1000 | 1000 | 3560 | 3380 | 124 | 106 | 60-140 | 5 | 30 | |
| Hexachloro-1,3-butadiene | ug/L | <76.5 | 1000 | 1000 | 1170 | 1200 | 117 | 120 | 60-140 | 3 | 30 | |
| Isopropylbenzene (Cumene) | ug/L | 112 | 1000 | 1000 | 1360 | 1340 | 124 | 122 | 60-140 | 1 | 30 | |
| m&p-Xylene | ug/L | 13800 | 2000 | 2000 | 16600 | 15400 | 140 | 80 | 60-140 | 7 | 30 | |
| Methyl-tert-butyl ether | ug/L | 778 | 1000 | 1000 | 1790 | 1790 | 101 | 101 | 60-140 | 0 | 30 | |
| Methylene Chloride | ug/L | 246 | 1000 | 1000 | 1460 | 1380 | 121 | 113 | 60-140 | 6 | 30 | |
| n-Butylbenzene | ug/L | 40.7 | 1000 | 1000 | 1230 | 1250 | 119 | 120 | 60-140 | 1 | 30 | |
| n-Propylbenzene | ug/L | 279 | 1000 | 1000 | 1450 | 1440 | 117 | 116 | 60-140 | 0 | 30 | |
| Naphthalene | ug/L | 615 | 1000 | 1000 | 1710 | 1760 | 110 | 115 | 60-140 | 3 | 30 | |
| o-Xylene | ug/L | 7350 | 1000 | 1000 | 8740 | 8180 | 139 | 84 | 60-140 | 7 | 30 | |
| sec-Butylbenzene | ug/L | <20.0 | 1000 | 1000 | 1190 | 1200 | 119 | 120 | 60-140 | 1 | 30 | |
| Styrene | ug/L | <14.6 | 1000 | 1000 | 1260 | 1240 | 126 | 124 | 60-140 | 1 | 30 | |
| tert-Butylbenzene | ug/L | <16.2 | 1000 | 1000 | 1010 | 1010 | 101 | 101 | 60-140 | 0 | 30 | |
| Tetrachloroethene | ug/L | <14.6 | 1000 | 1000 | 1160 | 1150 | 116 | 115 | 60-140 | 1 | 30 | |
| Toluene | ug/L | 5650 | 1000 | 1000 | 6750 | 6390 | 109 | 74 | 60-140 | 5 | 30 | |
| trans-1,2-Dichloroethene | ug/L | <19.8 | 1000 | 1000 | 1040 | 1060 | 104 | 106 | 60-140 | 2 | 30 | |
| trans-1,3-Dichloropropene | ug/L | <18.2 | 1000 | 1000 | 1100 | 1100 | 110 | 110 | 60-140 | 0 | 30 | |
| Trichloroethene | ug/L | <19.2 | 1000 | 1000 | 1040 | 1060 | 104 | 106 | 60-140 | 2 | 30 | |
| Trichlorofluoromethane | ug/L | <14.9 | 1000 | 1000 | 988 | 1000 | 99 | 100 | 60-140 | 1 | 30 | |
| Vinyl chloride | ug/L | <19.3 | 1000 | 1000 | 956 | 952 | 96 | 95 | 60-140 | 0 | 30 | |
| 1,2-Dichloroethane-d4 (S) | % | | | | | | 98 | 97 | 70-130 | | | |
| 4-Bromofluorobenzene (S) | % | | | | | | 101 | 100 | 70-130 | | | |
| Toluene-d8 (S) | % | | | | | | 99 | 99 | 70-130 | | | |

**Results presented on this page are in the units indicated by the "Units" column except where an alternate unit is presented to the right of the result.**

## REPORT OF LABORATORY ANALYSIS

This report shall not be reproduced, except in full,
without the written consent of Pace Analytical Services, LLC.

**Pace Analytical Services, LLC**
9800 Kincey Ave. Suite 100
Huntersville, NC 28078
(704)875-9092

# QUALIFIERS

Project: 2020-L1-2448 Incident
Pace Project No.: 92577788

## DEFINITIONS

DF - Dilution Factor, if reported, represents the factor applied to the reported data due to dilution of the sample aliquot.

ND - Not Detected at or above adjusted reporting limit.

TNTC - Too Numerous To Count

J - Estimated concentration above the adjusted method detection limit and below the adjusted reporting limit.

MDL - Adjusted Method Detection Limit.

PQL - Practical Quantitation Limit.

RL - Reporting Limit - The lowest concentration value that meets project requirements for quantitative data with known precision and bias for a specific analyte in a specific matrix.

S - Surrogate

1,2-Diphenylhydrazine decomposes to and cannot be separated from Azobenzene using Method 8270. The result for each analyte is a combined concentration.

Consistent with EPA guidelines, unrounded data are displayed and have been used to calculate % recovery and RPD values.

LCS(D) - Laboratory Control Sample (Duplicate)

MS(D) - Matrix Spike (Duplicate)

DUP - Sample Duplicate

RPD - Relative Percent Difference

NC - Not Calculable.

SG - Silica Gel - Clean-Up

U - Indicates the compound was analyzed for, but not detected.

Acid preservation may not be appropriate for 2 Chloroethylvinyl ether.

A separate vial preserved to a pH of 4-5 is recommended in SW846 Chapter 4 for the analysis of Acrolein and Acrylonitrile by EPA Method 8260.

N-Nitrosodiphenylamine decomposes and cannot be separated from Diphenylamine using Method 8270. The result reported for each analyte is a combined concentration.

Reported results are not rounded until the final step prior to reporting. Therefore, calculated parameters that are typically reported as "Total" may vary slightly from the sum of the reported component parameters.

Pace Analytical is TNI accredited. Contact your Pace PM for the current list of accredited analytes.

TNI - The NELAC Institute.

## ANALYTE QUALIFIERS

| | |
|---|---|
| M1 | Matrix spike recovery exceeded QC limits. Batch accepted based on laboratory control sample (LCS) recovery. |
| N2 | The lab does not hold NELAC/TNI accreditation for this parameter but other accreditations/certifications may apply. A complete list of accreditations/certifications is available upon request. |



This report shall not be reproduced, except in full,
without the written consent of Pace Analytical Services, LLC.

**Pace Analytical Services, LLC**
9800 Kincey Ave. Suite 100
Huntersville, NC 28078
(704)875-9092

## QUALITY CONTROL DATA CROSS REFERENCE TABLE

Project: 2020-L1-2448 Incident
Pace Project No.: 92577788

| Lab ID | Sample ID | QC Batch Method | QC Batch | Analytical Method | Analytical Batch |
|---|---|---|---|---|---|
| **92577788001** | **DUP-1** | MADEP VPH | 666387 | | |
| **92577788002** | **FB-1** | MADEP VPH | 666387 | | |
| **92577788001** | **DUP-1** | EPA 3010A | 666479 | EPA 6010D | 666598 |
| **92577788002** | **FB-1** | EPA 3010A | 666479 | EPA 6010D | 666598 |
| **92577788001** | **DUP-1** | SM 6200B | 666293 | | |
| **92577788002** | **FB-1** | SM 6200B | 666293 | | |
| **92577788003** | **TRIP BLANK** | SM 6200B | 666293 | | |



This report shall not be reproduced, except in full,
without the written consent of Pace Analytical Services, LLC.

Pace Analytical

# CHAIN-OF-CUSTODY Analytical Request Document

Chain-of-Custody is a LEGAL DOCUMENT - Complete all relevent fields

LAB USE ON WO# : 92577788

92577788

Container Preservative

| | |
|---|---|
| Company: Apex Companies | Billing Information: |
| Address: | |
| Report To: Andrew Street | Email To: andrew.street@apexcos.com |
| Copy To: | Site Collection Info/Address: |
| Customer Project Name/Number: 2020-L1-2448 | State: NC / County/City: Huntersville / Time Zone Collected: [ ] PT [ ] MT [ ] CT [ ] ET |
| Phone: / Email: | Site/Facility ID #: / Compliance Monitoring? [ ] Yes [ ] No |
| Collected By (print): Matt Teixeira | Purchase Order #: / Quote #: / DW PWS ID #: / DW Location Code: |
| Collected By (signature): [signature] | Turnaround Date Required: ASAP / Immediately Packed on Ice: [ ] Yes [ ] No |
| Sample Disposal: [ ] Dispose as appropriate [ ] Return [ ] Archive: ____ [ ] Hold: ____ | Rush: [ ] Same Day [ ] Next Day [ ] 2 Day [ ] 3 Day [ ] 4 Day [ ] 5 Day (Expedite Charges Apply) / Field Filtered (if applicable): [ ] Yes [ ] No / Analysis: ____ |

** Preservative Types: (1) nitric acid, (2) sulfuric acid, (3) hydrochloric acid, (4) sodium hydroxide, (5) zinc acetate, (6) methanol, (7) sodium bisulfate, (8) sodium thiosulfate, (9) hexane, (A) ascorbic acid, (B) ammonium sulfate, (C) ammonium hydroxide, (D) TSP, (U) Unpreserved, (O) Other ____

* Matrix Codes (Insert in Matrix box below): Drinking Water (DW), Ground Water (GW), Wastewater (WW), Product (P), Soil/Solid (SL), Oil (OL), Wipe (WP), Air (AR), Tissue (TS), Bioassay (B), Vapor (V), Other (OT)

Analyses

| Customer Sample ID | Matrix * | Comp / Grab | Collected (or Composite Start) Date | Collected (or Composite Start) Time | Composite End Date | Composite End Time | Res Cl | # of Ctns | VOCs 6200B | MADEP VPH | Lead | | | | | | | Lab Profile/Line: |
|---|---|---|---|---|---|---|---|---|---|---|---|---|---|---|---|---|---|---|
| DUP-1 | DW | G | 12-14-21 | | | | | 8 | X | X | X | | | | | | | 92577788 001 |
| FB-1 | DW | G | 12-14-21 | | | | | 8 | X | X | X | | | | | | | 002 |
| Trip Blank | OT | — | 12-14-21 | | | | | 2 | X | | | | | | | | | 003 |

Lab Sample Receipt Checklist:

| | |
|---|---|
| Custody Seals Present/Intact | Y N NA |
| Custody Signatures Present | Y N NA |
| Collector Signature Present | Y N NA |
| Bottles Intact | Y N NA |
| Correct Bottles | Y N NA |
| Sufficient Volume | Y N NA |
| Samples Received on Ice | Y N NA |
| VOA - Headspace Acceptable | Y N NA |
| USDA Regulated Soils | Y N NA |
| Samples in Holding Time | Y N NA |
| Residual Chlorine Present | Y N NA |
| Cl Strips: ____ | |
| Sample pH Acceptable | Y N NA |
| pH Strips: 223894U | |
| Sulfide Present | Y N NA |
| Lead Acetate Strips: ____ | |

LAB USE ONLY:
Lab Sample # / Comments:

Customer Remarks / Special Conditions / Possible Hazards:

Type of Ice Used: Wet Blue Dry None

Packing Material Used: bubble bags

Radchem sample(s) screened (<500 cpm): Y N NA

SHORT HOLDS PRESENT (<72 hours): Y N N/A

Lab Tracking #: 2601708

Samples received via: FEDEX UPS Client Courier Pace Courier

Lab Sample Temperature Info:
Temp Blank Received: Y N NA
Therm ID#: 92T064
Cooler 1 Temp Upon Receipt: 5.4 oC
Cooler 1 Therm Corr. Factor: 0 oC
Cooler 1 Corrected Temp: 5.4 oC
Comments:

| Relinquished by/Company: (Signature) | Date/Time: | Received by/Company: (Signature) | Date/Time: |
|---|---|---|---|
| Matt Teixeira / Apex [signature] | 12-14-21/1209 | [signature] | 12-14-21 1209 |
| Relinquished by/Company: (Signature) | Date/Time: | Received by/Company: (Signature) | Date/Time: |
| Relinquished by/Company: (Signature) | Date/Time: | Received by/Company: (Signature) | Date/Time: |

MTJL LAB USE ONLY
Table #:
Acctnum:
Template:
Prelogin:
PM:
PB:

Trip Blank Received: Y N NA
HCL MeOH TSP Other

Non Conformance(s): YES / NO

Page: ____ of: ____

**Pace Analytical Services, LLC**
9800 Kincey Ave. Suite 100
Huntersville, NC 28078
(704)875-9092

January 11, 2022

Andrew Street
Apex Companies - NC
5900 Northwoods Business Pkwy
Suite 5900-0
Charlotte, NC 28269

RE: Project: 2020-L1-2448 Incident
Pace Project No.: 92579389

Dear Andrew Street:

Enclosed are the analytical results for sample(s) received by the laboratory on December 21, 2021. The results relate only to the samples included in this report. Results reported herein conform to the applicable TNI/NELAC Standards and the laboratory's Quality Manual, where applicable, unless otherwise noted in the body of the report.

The test results provided in this final report were generated by each of the following laboratories within the Pace Network:

- Pace Analytical Services - Asheville
- Pace Analytical Services - Charlotte

If you have any questions concerning this report, please feel free to contact me.

Sincerely,

Angela M. Baioni

Angela Baioni
angela.baioni@pacelabs.com
(704)875-9092
Project Manager

Enclosures

cc: J Culbreath, Colonial Pipeline Company
Naomi Fretz, APEX Companies, LLC
Robert Hughes, Colonial Pipeline
Cameron Lee, Montrose-EPS
Jamie Moran, APEX Companies, LLC
Jeff Morrison, Colonial Pipeline Company
Tom Naumann, APEX Companies - NC
Joe Nicolette, Montrose-EPS
Kaitlyn Nootens, Apex Companies
Christopher Schultz, Apex Companies
Matt Teixeira, Apex Companies, LLC
Michael Verdon, Colonial Pipeline Company
JM Wyatt, Colonial Pipeline Company

**REPORT OF LABORATORY ANALYSIS**

This report shall not be reproduced, except in full,
without the written consent of Pace Analytical Services, LLC.

**Pace Analytical Services, LLC**
9800 Kincey Ave.  Suite 100
Huntersville, NC 28078
(704)875-9092

## CERTIFICATIONS

Project: 2020-L1-2448 Incident
Pace Project No.: 92579389

**Pace Analytical Services Charlotte**

South Carolina Laboratory ID: 99006
9800 Kincey Ave. Ste 100, Huntersville, NC 28078
North Carolina Drinking Water Certification #: 37706
North Carolina Field Services Certification #: 5342
North Carolina Wastewater Certification #: 12
South Carolina Laboratory ID: 99006
South Carolina Certification #: 99006001
South Carolina Drinking Water Cert. #: 99006003
Florida/NELAP Certification #: E87627
Kentucky UST Certification #: 84
Louisiana DoH Drinking Water #: LA029
Virginia/VELAP Certification #: 460221

**Pace Analytical Services Asheville**

2225 Riverside Drive, Asheville, NC  28804
Florida/NELAP Certification #: E87648
North Carolina Drinking Water Certification #: 37712
North Carolina Wastewater Certification #: 40
South Carolina Laboratory ID: 99030
South Carolina Certification #: 99030001
Virginia/VELAP Certification #: 460222



This report shall not be reproduced, except in full,
without the written consent of Pace Analytical Services, LLC.

**Pace Analytical Services, LLC**
9800 Kincey Ave. Suite 100
Huntersville, NC 28078
(704)875-9092

## SAMPLE SUMMARY

Project: 2020-L1-2448 Incident
Pace Project No.: 92579389

| Lab ID | Sample ID | Matrix | Date Collected | Date Received |
|---|---|---|---|---|
| **92579389001** | **13835_AC_RD** | Water | 12/21/21 10:00 | 12/21/21 13:45 |

**REPORT OF LABORATORY ANALYSIS**

This report shall not be reproduced, except in full,
without the written consent of Pace Analytical Services, LLC.

**Pace Analytical Services, LLC**
9800 Kincey Ave. Suite 100
Huntersville, NC 28078
(704)875-9092

## SAMPLE ANALYTE COUNT

Project: 2020-L1-2448 Incident
Pace Project No.: 92579389

| Lab ID | Sample ID | Method | Analysts | Analytes Reported | Laboratory |
|---|---|---|---|---|---|
| **92579389001** | **13835_AC_RD** | MADEP VPH | MAD | 6 | PASI-C |
| | | EPA 6010D | DS | 1 | PASI-A |
| | | SM 6200B | CL | 64 | PASI-C |

PASI-A = Pace Analytical Services - Asheville
PASI-C = Pace Analytical Services - Charlotte



This report shall not be reproduced, except in full,
without the written consent of Pace Analytical Services, LLC.

**Pace Analytical Services, LLC**
9800 Kincey Ave. Suite 100
Huntersville, NC 28078
(704)875-9092

## ANALYTICAL RESULTS

Project: 2020-L1-2448 Incident
Pace Project No.: 92579389

**Sample: 13835_AC_RD** **Lab ID: 92579389001** Collected: 12/21/21 10:00 Received: 12/21/21 13:45 Matrix: Water

| Parameters | Results | Units | Report Limit | MDL | DF | Prepared | Analyzed | CAS No. | Qual |
|---|---|---|---|---|---|---|---|---|---|
| **VPH NC Water** | Analytical Method: MADEP VPH<br>Pace Analytical Services - Charlotte | | | | | | | | |
| Total VPH (C5-C12) | ND | ug/L | 50.0 | 50.0 | 1 | | 12/21/21 23:54 | | N2 |
| Aliphatic (C05-C08) | ND | ug/L | 50.0 | 50.0 | 1 | | 12/21/21 23:54 | | N2 |
| Aliphatic(C09-C12) Adjusted | ND | ug/L | 50.0 | 50.0 | 1 | | 12/21/21 23:54 | | N2 |
| Aromatic (C09-C10) | ND | ug/L | 50.0 | 50.0 | 1 | | 12/21/21 23:54 | | N2 |
| ***Surrogates*** | | | | | | | | | |
| 4-Bromofluorobenzene (FID) (S) | 96 | % | 70-130 | | 1 | | 12/21/21 23:54 | 460-00-4 | |
| 4-Bromofluorobenzene (PID) (S) | 91 | % | 70-130 | | 1 | | 12/21/21 23:54 | 460-00-4 | |
| **6010 MET ICP** | Analytical Method: EPA 6010D Preparation Method: EPA 3010A<br>Pace Analytical Services - Asheville | | | | | | | | |
| Lead | ND | ug/L | 5.0 | 4.5 | 1 | 12/30/21 15:01 | 01/07/22 17:55 | 7439-92-1 | |
| **6200B MSV** | Analytical Method: SM 6200B<br>Pace Analytical Services - Charlotte | | | | | | | | |
| Benzene | ND | ug/L | 0.50 | 0.34 | 1 | | 12/23/21 06:27 | 71-43-2 | |
| Bromobenzene | ND | ug/L | 0.50 | 0.29 | 1 | | 12/23/21 06:27 | 108-86-1 | |
| Bromochloromethane | ND | ug/L | 0.50 | 0.47 | 1 | | 12/23/21 06:27 | 74-97-5 | |
| Bromodichloromethane | ND | ug/L | 0.50 | 0.31 | 1 | | 12/23/21 06:27 | 75-27-4 | |
| Bromoform | ND | ug/L | 0.50 | 0.34 | 1 | | 12/23/21 06:27 | 75-25-2 | |
| Bromomethane | ND | ug/L | 5.0 | 1.7 | 1 | | 12/23/21 06:27 | 74-83-9 | |
| n-Butylbenzene | ND | ug/L | 0.50 | 0.49 | 1 | | 12/23/21 06:27 | 104-51-8 | |
| sec-Butylbenzene | ND | ug/L | 0.50 | 0.40 | 1 | | 12/23/21 06:27 | 135-98-8 | |
| tert-Butylbenzene | ND | ug/L | 0.50 | 0.32 | 1 | | 12/23/21 06:27 | 98-06-6 | |
| Carbon tetrachloride | ND | ug/L | 0.50 | 0.33 | 1 | | 12/23/21 06:27 | 56-23-5 | |
| Chlorobenzene | ND | ug/L | 0.50 | 0.28 | 1 | | 12/23/21 06:27 | 108-90-7 | |
| Chloroethane | ND | ug/L | 1.0 | 0.65 | 1 | | 12/23/21 06:27 | 75-00-3 | |
| Chloroform | **0.55** | ug/L | 0.50 | 0.35 | 1 | | 12/23/21 06:27 | 67-66-3 | |
| Chloromethane | ND | ug/L | 1.0 | 0.54 | 1 | | 12/23/21 06:27 | 74-87-3 | |
| 2-Chlorotoluene | ND | ug/L | 0.50 | 0.32 | 1 | | 12/23/21 06:27 | 95-49-8 | |
| 4-Chlorotoluene | ND | ug/L | 0.50 | 0.32 | 1 | | 12/23/21 06:27 | 106-43-4 | |
| 1,2-Dibromo-3-chloropropane | ND | ug/L | 1.0 | 0.34 | 1 | | 12/23/21 06:27 | 96-12-8 | |
| Dibromochloromethane | ND | ug/L | 0.50 | 0.36 | 1 | | 12/23/21 06:27 | 124-48-1 | |
| 1,2-Dibromoethane (EDB) | ND | ug/L | 0.50 | 0.27 | 1 | | 12/23/21 06:27 | 106-93-4 | |
| Dibromomethane | ND | ug/L | 0.50 | 0.39 | 1 | | 12/23/21 06:27 | 74-95-3 | |
| 1,2-Dichlorobenzene | ND | ug/L | 0.50 | 0.34 | 1 | | 12/23/21 06:27 | 95-50-1 | |
| 1,3-Dichlorobenzene | ND | ug/L | 0.50 | 0.34 | 1 | | 12/23/21 06:27 | 541-73-1 | |
| 1,4-Dichlorobenzene | ND | ug/L | 0.50 | 0.33 | 1 | | 12/23/21 06:27 | 106-46-7 | |
| Dichlorodifluoromethane | ND | ug/L | 0.50 | 0.35 | 1 | | 12/23/21 06:27 | 75-71-8 | |
| 1,1-Dichloroethane | ND | ug/L | 0.50 | 0.37 | 1 | | 12/23/21 06:27 | 75-34-3 | |
| 1,2-Dichloroethane | ND | ug/L | 0.50 | 0.32 | 1 | | 12/23/21 06:27 | 107-06-2 | |
| 1,1-Dichloroethene | ND | ug/L | 0.50 | 0.35 | 1 | | 12/23/21 06:27 | 75-35-4 | |
| cis-1,2-Dichloroethene | ND | ug/L | 0.50 | 0.38 | 1 | | 12/23/21 06:27 | 156-59-2 | |
| trans-1,2-Dichloroethene | ND | ug/L | 0.50 | 0.40 | 1 | | 12/23/21 06:27 | 156-60-5 | |
| 1,2-Dichloropropane | ND | ug/L | 0.50 | 0.36 | 1 | | 12/23/21 06:27 | 78-87-5 | |
| 1,3-Dichloropropane | ND | ug/L | 0.50 | 0.28 | 1 | | 12/23/21 06:27 | 142-28-9 | |

## REPORT OF LABORATORY ANALYSIS

This report shall not be reproduced, except in full,
without the written consent of Pace Analytical Services, LLC.

**Pace Analytical Services, LLC**
9800 Kincey Ave. Suite 100
Huntersville, NC 28078
(704)875-9092

## ANALYTICAL RESULTS

Project: 2020-L1-2448 Incident
Pace Project No.: 92579389

**Sample: 13835_AC_RD** **Lab ID: 92579389001** Collected: 12/21/21 10:00 Received: 12/21/21 13:45 Matrix: Water

| Parameters | Results | Units | Report Limit | MDL | DF | Prepared | Analyzed | CAS No. | Qual |
|---|---|---|---|---|---|---|---|---|---|
| **6200B MSV** | Analytical Method: SM 6200B<br>Pace Analytical Services - Charlotte | | | | | | | | |
| 2,2-Dichloropropane | ND | ug/L | 0.50 | 0.39 | 1 | | 12/23/21 06:27 | 594-20-7 | |
| 1,1-Dichloropropene | ND | ug/L | 0.50 | 0.43 | 1 | | 12/23/21 06:27 | 563-58-6 | |
| cis-1,3-Dichloropropene | ND | ug/L | 0.50 | 0.36 | 1 | | 12/23/21 06:27 | 10061-01-5 | |
| trans-1,3-Dichloropropene | ND | ug/L | 0.50 | 0.36 | 1 | | 12/23/21 06:27 | 10061-02-6 | |
| Diisopropyl ether | ND | ug/L | 0.50 | 0.31 | 1 | | 12/23/21 06:27 | 108-20-3 | |
| Ethanol | ND | ug/L | 200 | 72.2 | 1 | | 12/23/21 06:27 | 64-17-5 | |
| Ethylbenzene | ND | ug/L | 0.50 | 0.30 | 1 | | 12/23/21 06:27 | 100-41-4 | |
| Hexachloro-1,3-butadiene | ND | ug/L | 2.0 | 1.5 | 1 | | 12/23/21 06:27 | 87-68-3 | |
| Isopropylbenzene (Cumene) | ND | ug/L | 0.50 | 0.33 | 1 | | 12/23/21 06:27 | 98-82-8 | |
| Methylene Chloride | ND | ug/L | 2.0 | 2.0 | 1 | | 12/23/21 06:27 | 75-09-2 | |
| Methyl-tert-butyl ether | ND | ug/L | 0.50 | 0.42 | 1 | | 12/23/21 06:27 | 1634-04-4 | |
| Naphthalene | ND | ug/L | 2.0 | 0.64 | 1 | | 12/23/21 06:27 | 91-20-3 | |
| n-Propylbenzene | ND | ug/L | 0.50 | 0.34 | 1 | | 12/23/21 06:27 | 103-65-1 | |
| Styrene | ND | ug/L | 0.50 | 0.29 | 1 | | 12/23/21 06:27 | 100-42-5 | |
| 1,1,1,2-Tetrachloroethane | ND | ug/L | 0.50 | 0.31 | 1 | | 12/23/21 06:27 | 630-20-6 | |
| 1,1,2,2-Tetrachloroethane | ND | ug/L | 0.50 | 0.22 | 1 | | 12/23/21 06:27 | 79-34-5 | |
| Tetrachloroethene | ND | ug/L | 0.50 | 0.29 | 1 | | 12/23/21 06:27 | 127-18-4 | |
| Toluene | ND | ug/L | 0.50 | 0.48 | 1 | | 12/23/21 06:27 | 108-88-3 | |
| 1,2,3-Trichlorobenzene | ND | ug/L | 2.0 | 0.81 | 1 | | 12/23/21 06:27 | 87-61-6 | |
| 1,2,4-Trichlorobenzene | ND | ug/L | 2.0 | 0.64 | 1 | | 12/23/21 06:27 | 120-82-1 | |
| 1,1,1-Trichloroethane | ND | ug/L | 0.50 | 0.33 | 1 | | 12/23/21 06:27 | 71-55-6 | |
| 1,1,2-Trichloroethane | ND | ug/L | 0.50 | 0.32 | 1 | | 12/23/21 06:27 | 79-00-5 | |
| Trichloroethene | ND | ug/L | 0.50 | 0.38 | 1 | | 12/23/21 06:27 | 79-01-6 | |
| Trichlorofluoromethane | ND | ug/L | 1.0 | 0.30 | 1 | | 12/23/21 06:27 | 75-69-4 | |
| 1,2,3-Trichloropropane | ND | ug/L | 0.50 | 0.26 | 1 | | 12/23/21 06:27 | 96-18-4 | |
| 1,2,4-Trimethylbenzene | ND | ug/L | 0.50 | 0.50 | 1 | | 12/23/21 06:27 | 95-63-6 | |
| 1,3,5-Trimethylbenzene | ND | ug/L | 0.50 | 0.33 | 1 | | 12/23/21 06:27 | 108-67-8 | |
| Vinyl chloride | ND | ug/L | 1.0 | 0.39 | 1 | | 12/23/21 06:27 | 75-01-4 | |
| m&p-Xylene | ND | ug/L | 1.0 | 0.71 | 1 | | 12/23/21 06:27 | 179601-23-1 | |
| o-Xylene | ND | ug/L | 0.50 | 0.34 | 1 | | 12/23/21 06:27 | 95-47-6 | |
| ***Surrogates*** | | | | | | | | | |
| 1,2-Dichloroethane-d4 (S) | 91 | % | 70-130 | | 1 | | 12/23/21 06:27 | 17060-07-0 | |
| 4-Bromofluorobenzene (S) | 101 | % | 70-130 | | 1 | | 12/23/21 06:27 | 460-00-4 | |
| Toluene-d8 (S) | 107 | % | 70-130 | | 1 | | 12/23/21 06:27 | 2037-26-5 | |

## REPORT OF LABORATORY ANALYSIS

This report shall not be reproduced, except in full,
without the written consent of Pace Analytical Services, LLC.

**Pace Analytical Services, LLC**
9800 Kincey Ave. Suite 100
Huntersville, NC 28078
(704)875-9092

## QUALITY CONTROL DATA

Project: 2020-L1-2448 Incident
Pace Project No.: 92579389

QC Batch: 667692
QC Batch Method: MADEP VPH
Analysis Method: MADEP VPH
Analysis Description: VPH NC Water
Laboratory: Pace Analytical Services - Charlotte
Associated Lab Samples: 92579389001

METHOD BLANK: 3498009 Matrix: Water
Associated Lab Samples: 92579389001

| Parameter | Units | Blank Result | Reporting Limit | MDL | Analyzed | Qualifiers |
|---|---|---|---|---|---|---|
| Aliphatic (C05-C08) | ug/L | ND | 50.0 | 50.0 | 12/21/21 19:40 | N2 |
| Aromatic (C09-C10) | ug/L | ND | 50.0 | 50.0 | 12/21/21 19:40 | N2 |
| 4-Bromofluorobenzene (FID) (S) | % | 95 | 70-130 | | 12/21/21 19:40 | |
| 4-Bromofluorobenzene (PID) (S) | % | 90 | 70-130 | | 12/21/21 19:40 | |

LABORATORY CONTROL SAMPLE & LCSD: 3498010 3498011

| Parameter | Units | Spike Conc. | LCS Result | LCSD Result | LCS % Rec | LCSD % Rec | % Rec Limits | RPD | Max RPD | Qualifiers |
|---|---|---|---|---|---|---|---|---|---|---|
| Aliphatic (C05-C08) | ug/L | 300 | 300 | 297 | 100 | 99 | 70-130 | 1 | 25 | N2 |
| Aromatic (C09-C10) | ug/L | 100 | 103 | 108 | 103 | 108 | 70-130 | 4 | 25 | N2 |
| 4-Bromofluorobenzene (FID) (S) | % | | | | 97 | 98 | 70-130 | | | |
| 4-Bromofluorobenzene (PID) (S) | % | | | | 87 | 90 | 70-130 | | | |

**Results presented on this page are in the units indicated by the "Units" column except where an alternate unit is presented to the right of the result.**

## REPORT OF LABORATORY ANALYSIS

This report shall not be reproduced, except in full,
without the written consent of Pace Analytical Services, LLC.

**Pace Analytical Services, LLC**
9800 Kincey Ave. Suite 100
Huntersville, NC 28078
(704)875-9092

## QUALITY CONTROL DATA

Project: 2020-L1-2448 Incident
Pace Project No.: 92579389

QC Batch: 668894
QC Batch Method: EPA 3010A
Analysis Method: EPA 6010D
Analysis Description: 6010 MET
Laboratory: Pace Analytical Services - Asheville
Associated Lab Samples: 92579389001

METHOD BLANK: 3503161 Matrix: Water
Associated Lab Samples: 92579389001

| Parameter | Units | Blank Result | Reporting Limit | MDL | Analyzed | Qualifiers |
|---|---|---|---|---|---|---|
| Lead | ug/L | ND | 5.0 | 4.5 | 01/07/22 17:10 | |

LABORATORY CONTROL SAMPLE: 3503162

| Parameter | Units | Spike Conc. | LCS Result | LCS % Rec | % Rec Limits | Qualifiers |
|---|---|---|---|---|---|---|
| Lead | ug/L | 500 | 516 | 103 | 80-120 | |

MATRIX SPIKE & MATRIX SPIKE DUPLICATE: 3503163 3503164

| Parameter | Units | 92578300001 Result | MS Spike Conc. | MSD Spike Conc. | MS Result | MSD Result | MS % Rec | MSD % Rec | % Rec Limits | RPD | Max RPD | Qual |
|---|---|---|---|---|---|---|---|---|---|---|---|---|
| Lead | ug/L | 8.4 | 500 | 500 | 501 | 506 | 99 | 99 | 75-125 | 1 | 20 | |

**Results presented on this page are in the units indicated by the "Units" column except where an alternate unit is presented to the right of the result.**

## REPORT OF LABORATORY ANALYSIS

This report shall not be reproduced, except in full,
without the written consent of Pace Analytical Services, LLC.

Pace Analytical Services, LLC
9800 Kincey Ave. Suite 100
Huntersville, NC 28078
(704)875-9092

## QUALITY CONTROL DATA

Project: 2020-L1-2448 Incident
Pace Project No.: 92579389

QC Batch: 667978
QC Batch Method: SM 6200B
Analysis Method: SM 6200B
Analysis Description: 6200B MSV
Laboratory: Pace Analytical Services - Charlotte

Associated Lab Samples: 92579389001

METHOD BLANK: 3499375 Matrix: Water
Associated Lab Samples: 92579389001

| Parameter | Units | Blank Result | Reporting Limit | MDL | Analyzed | Qualifiers |
|---|---|---|---|---|---|---|
| 1,1,1,2-Tetrachloroethane | ug/L | ND | 0.50 | 0.31 | 12/23/21 04:25 | |
| 1,1,1-Trichloroethane | ug/L | ND | 0.50 | 0.33 | 12/23/21 04:25 | |
| 1,1,2,2-Tetrachloroethane | ug/L | ND | 0.50 | 0.22 | 12/23/21 04:25 | |
| 1,1,2-Trichloroethane | ug/L | ND | 0.50 | 0.32 | 12/23/21 04:25 | |
| 1,1-Dichloroethane | ug/L | ND | 0.50 | 0.37 | 12/23/21 04:25 | |
| 1,1-Dichloroethene | ug/L | ND | 0.50 | 0.35 | 12/23/21 04:25 | |
| 1,1-Dichloropropene | ug/L | ND | 0.50 | 0.43 | 12/23/21 04:25 | |
| 1,2,3-Trichlorobenzene | ug/L | ND | 2.0 | 0.81 | 12/23/21 04:25 | |
| 1,2,3-Trichloropropane | ug/L | ND | 0.50 | 0.26 | 12/23/21 04:25 | |
| 1,2,4-Trichlorobenzene | ug/L | ND | 2.0 | 0.64 | 12/23/21 04:25 | |
| 1,2,4-Trimethylbenzene | ug/L | ND | 0.50 | 0.50 | 12/23/21 04:25 | |
| 1,2-Dibromo-3-chloropropane | ug/L | ND | 1.0 | 0.34 | 12/23/21 04:25 | |
| 1,2-Dibromoethane (EDB) | ug/L | ND | 0.50 | 0.27 | 12/23/21 04:25 | |
| 1,2-Dichlorobenzene | ug/L | ND | 0.50 | 0.34 | 12/23/21 04:25 | |
| 1,2-Dichloroethane | ug/L | ND | 0.50 | 0.32 | 12/23/21 04:25 | |
| 1,2-Dichloropropane | ug/L | ND | 0.50 | 0.36 | 12/23/21 04:25 | |
| 1,3,5-Trimethylbenzene | ug/L | ND | 0.50 | 0.33 | 12/23/21 04:25 | |
| 1,3-Dichlorobenzene | ug/L | ND | 0.50 | 0.34 | 12/23/21 04:25 | |
| 1,3-Dichloropropane | ug/L | ND | 0.50 | 0.28 | 12/23/21 04:25 | |
| 1,4-Dichlorobenzene | ug/L | ND | 0.50 | 0.33 | 12/23/21 04:25 | |
| 2,2-Dichloropropane | ug/L | ND | 0.50 | 0.39 | 12/23/21 04:25 | |
| 2-Chlorotoluene | ug/L | ND | 0.50 | 0.32 | 12/23/21 04:25 | |
| 4-Chlorotoluene | ug/L | ND | 0.50 | 0.32 | 12/23/21 04:25 | |
| Benzene | ug/L | ND | 0.50 | 0.34 | 12/23/21 04:25 | |
| Bromobenzene | ug/L | ND | 0.50 | 0.29 | 12/23/21 04:25 | |
| Bromochloromethane | ug/L | ND | 0.50 | 0.47 | 12/23/21 04:25 | |
| Bromodichloromethane | ug/L | ND | 0.50 | 0.31 | 12/23/21 04:25 | |
| Bromoform | ug/L | ND | 0.50 | 0.34 | 12/23/21 04:25 | |
| Bromomethane | ug/L | ND | 5.0 | 1.7 | 12/23/21 04:25 | |
| Carbon tetrachloride | ug/L | ND | 0.50 | 0.33 | 12/23/21 04:25 | |
| Chlorobenzene | ug/L | ND | 0.50 | 0.28 | 12/23/21 04:25 | |
| Chloroethane | ug/L | ND | 1.0 | 0.65 | 12/23/21 04:25 | |
| Chloroform | ug/L | ND | 0.50 | 0.35 | 12/23/21 04:25 | |
| Chloromethane | ug/L | ND | 1.0 | 0.54 | 12/23/21 04:25 | |
| cis-1,2-Dichloroethene | ug/L | ND | 0.50 | 0.38 | 12/23/21 04:25 | |
| cis-1,3-Dichloropropene | ug/L | ND | 0.50 | 0.36 | 12/23/21 04:25 | |
| Dibromochloromethane | ug/L | ND | 0.50 | 0.36 | 12/23/21 04:25 | |
| Dibromomethane | ug/L | ND | 0.50 | 0.39 | 12/23/21 04:25 | |
| Dichlorodifluoromethane | ug/L | ND | 0.50 | 0.35 | 12/23/21 04:25 | |
| Diisopropyl ether | ug/L | ND | 0.50 | 0.31 | 12/23/21 04:25 | |

**Results presented on this page are in the units indicated by the "Units" column except where an alternate unit is presented to the right of the result.**

## REPORT OF LABORATORY ANALYSIS

This report shall not be reproduced, except in full,
without the written consent of Pace Analytical Services, LLC.

Pace Analytical Services, LLC
9800 Kincey Ave. Suite 100
Huntersville, NC 28078
(704)875-9092

## QUALITY CONTROL DATA

Project: 2020-L1-2448 Incident
Pace Project No.: 92579389

METHOD BLANK: 3499375 Matrix: Water
Associated Lab Samples: 92579389001

| Parameter | Units | Blank Result | Reporting Limit | MDL | Analyzed | Qualifiers |
|---|---|---|---|---|---|---|
| Ethanol | ug/L | ND | 200 | 72.2 | 12/23/21 04:25 | |
| Ethylbenzene | ug/L | ND | 0.50 | 0.30 | 12/23/21 04:25 | |
| Hexachloro-1,3-butadiene | ug/L | ND | 2.0 | 1.5 | 12/23/21 04:25 | |
| Isopropylbenzene (Cumene) | ug/L | ND | 0.50 | 0.33 | 12/23/21 04:25 | |
| m&p-Xylene | ug/L | ND | 1.0 | 0.71 | 12/23/21 04:25 | |
| Methyl-tert-butyl ether | ug/L | ND | 0.50 | 0.42 | 12/23/21 04:25 | |
| Methylene Chloride | ug/L | ND | 2.0 | 2.0 | 12/23/21 04:25 | |
| n-Butylbenzene | ug/L | ND | 0.50 | 0.49 | 12/23/21 04:25 | |
| n-Propylbenzene | ug/L | ND | 0.50 | 0.34 | 12/23/21 04:25 | |
| Naphthalene | ug/L | ND | 2.0 | 0.64 | 12/23/21 04:25 | |
| o-Xylene | ug/L | ND | 0.50 | 0.34 | 12/23/21 04:25 | |
| sec-Butylbenzene | ug/L | ND | 0.50 | 0.40 | 12/23/21 04:25 | |
| Styrene | ug/L | ND | 0.50 | 0.29 | 12/23/21 04:25 | |
| tert-Butylbenzene | ug/L | ND | 0.50 | 0.32 | 12/23/21 04:25 | |
| Tetrachloroethene | ug/L | ND | 0.50 | 0.29 | 12/23/21 04:25 | |
| Toluene | ug/L | ND | 0.50 | 0.48 | 12/23/21 04:25 | |
| trans-1,2-Dichloroethene | ug/L | ND | 0.50 | 0.40 | 12/23/21 04:25 | |
| trans-1,3-Dichloropropene | ug/L | ND | 0.50 | 0.36 | 12/23/21 04:25 | |
| Trichloroethene | ug/L | ND | 0.50 | 0.38 | 12/23/21 04:25 | |
| Trichlorofluoromethane | ug/L | ND | 1.0 | 0.30 | 12/23/21 04:25 | |
| Vinyl chloride | ug/L | ND | 1.0 | 0.39 | 12/23/21 04:25 | |
| 1,2-Dichloroethane-d4 (S) | % | 91 | 70-130 | | 12/23/21 04:25 | |
| 4-Bromofluorobenzene (S) | % | 102 | 70-130 | | 12/23/21 04:25 | |
| Toluene-d8 (S) | % | 108 | 70-130 | | 12/23/21 04:25 | |

LABORATORY CONTROL SAMPLE: 3499376

| Parameter | Units | Spike Conc. | LCS Result | LCS % Rec | % Rec Limits | Qualifiers |
|---|---|---|---|---|---|---|
| 1,1,1,2-Tetrachloroethane | ug/L | 50 | 53.7 | 107 | 60-140 | |
| 1,1,1-Trichloroethane | ug/L | 50 | 51.9 | 104 | 60-140 | |
| 1,1,2,2-Tetrachloroethane | ug/L | 50 | 51.1 | 102 | 60-140 | |
| 1,1,2-Trichloroethane | ug/L | 50 | 55.5 | 111 | 60-140 | |
| 1,1-Dichloroethane | ug/L | 50 | 52.0 | 104 | 60-140 | |
| 1,1-Dichloroethene | ug/L | 50 | 49.6 | 99 | 60-140 | |
| 1,1-Dichloropropene | ug/L | 50 | 55.3 | 111 | 60-140 | |
| 1,2,3-Trichlorobenzene | ug/L | 50 | 51.6 | 103 | 60-140 | |
| 1,2,3-Trichloropropane | ug/L | 50 | 49.7 | 99 | 60-140 | |
| 1,2,4-Trichlorobenzene | ug/L | 50 | 51.9 | 104 | 60-140 | |
| 1,2,4-Trimethylbenzene | ug/L | 50 | 48.9 | 98 | 60-140 | |
| 1,2-Dibromo-3-chloropropane | ug/L | 50 | 54.0 | 108 | 60-140 | |
| 1,2-Dibromoethane (EDB) | ug/L | 50 | 53.3 | 107 | 60-140 | |
| 1,2-Dichlorobenzene | ug/L | 50 | 50.1 | 100 | 60-140 | |
| 1,2-Dichloroethane | ug/L | 50 | 48.8 | 98 | 60-140 | |
| 1,2-Dichloropropane | ug/L | 50 | 56.6 | 113 | 60-140 | |

**Results presented on this page are in the units indicated by the "Units" column except where an alternate unit is presented to the right of the result.**

## REPORT OF LABORATORY ANALYSIS

This report shall not be reproduced, except in full,
without the written consent of Pace Analytical Services, LLC.

**Pace Analytical Services, LLC**
9800 Kincey Ave. Suite 100
Huntersville, NC 28078
(704)875-9092

## QUALITY CONTROL DATA

Project: 2020-L1-2448 Incident
Pace Project No.: 92579389

LABORATORY CONTROL SAMPLE: 3499376

| Parameter | Units | Spike Conc. | LCS Result | LCS % Rec | % Rec Limits | Qualifiers |
|---|---|---|---|---|---|---|
| 1,3,5-Trimethylbenzene | ug/L | 50 | 49.4 | 99 | 60-140 | |
| 1,3-Dichlorobenzene | ug/L | 50 | 49.2 | 98 | 60-140 | |
| 1,3-Dichloropropane | ug/L | 50 | 52.5 | 105 | 60-140 | |
| 1,4-Dichlorobenzene | ug/L | 50 | 50.0 | 100 | 60-140 | |
| 2,2-Dichloropropane | ug/L | 50 | 48.6 | 97 | 60-140 | |
| 2-Chlorotoluene | ug/L | 50 | 49.5 | 99 | 60-140 | |
| 4-Chlorotoluene | ug/L | 50 | 47.5 | 95 | 60-140 | |
| Benzene | ug/L | 50 | 52.9 | 106 | 60-140 | |
| Bromobenzene | ug/L | 50 | 51.4 | 103 | 60-140 | |
| Bromochloromethane | ug/L | 50 | 55.7 | 111 | 60-140 | |
| Bromodichloromethane | ug/L | 50 | 52.4 | 105 | 60-140 | |
| Bromoform | ug/L | 50 | 54.9 | 110 | 60-140 | |
| Bromomethane | ug/L | 50 | 35.1 | 70 | 60-140 | |
| Carbon tetrachloride | ug/L | 50 | 50.8 | 102 | 60-140 | |
| Chlorobenzene | ug/L | 50 | 50.9 | 102 | 60-140 | |
| Chloroethane | ug/L | 50 | 45.2 | 90 | 60-140 | |
| Chloroform | ug/L | 50 | 49.0 | 98 | 60-140 | |
| Chloromethane | ug/L | 50 | 52.2 | 104 | 60-140 | |
| cis-1,2-Dichloroethene | ug/L | 50 | 51.3 | 103 | 60-140 | |
| cis-1,3-Dichloropropene | ug/L | 50 | 53.9 | 108 | 60-140 | |
| Dibromochloromethane | ug/L | 50 | 54.5 | 109 | 60-140 | |
| Dibromomethane | ug/L | 50 | 52.1 | 104 | 60-140 | |
| Dichlorodifluoromethane | ug/L | 50 | 47.5 | 95 | 60-140 | |
| Diisopropyl ether | ug/L | 50 | 53.5 | 107 | 60-140 | |
| Ethanol | ug/L | 2000 | 1960 | 98 | 60-140 | |
| Ethylbenzene | ug/L | 50 | 49.3 | 99 | 60-140 | |
| Hexachloro-1,3-butadiene | ug/L | 50 | 49.9 | 100 | 60-140 | |
| Isopropylbenzene (Cumene) | ug/L | 50 | 49.9 | 100 | 60-140 | |
| m&p-Xylene | ug/L | 100 | 97.0 | 97 | 60-140 | |
| Methyl-tert-butyl ether | ug/L | 50 | 55.4 | 111 | 60-140 | |
| Methylene Chloride | ug/L | 50 | 50.6 | 101 | 60-140 | |
| n-Butylbenzene | ug/L | 50 | 49.5 | 99 | 60-140 | |
| n-Propylbenzene | ug/L | 50 | 47.9 | 96 | 60-140 | |
| Naphthalene | ug/L | 50 | 52.5 | 105 | 60-140 | |
| o-Xylene | ug/L | 50 | 49.0 | 98 | 60-140 | |
| sec-Butylbenzene | ug/L | 50 | 46.2 | 92 | 60-140 | |
| Styrene | ug/L | 50 | 50.3 | 101 | 60-140 | |
| tert-Butylbenzene | ug/L | 50 | 41.0 | 82 | 60-140 | |
| Tetrachloroethene | ug/L | 50 | 50.2 | 100 | 60-140 | |
| Toluene | ug/L | 50 | 50.1 | 100 | 60-140 | |
| trans-1,2-Dichloroethene | ug/L | 50 | 51.7 | 103 | 60-140 | |
| trans-1,3-Dichloropropene | ug/L | 50 | 51.6 | 103 | 60-140 | |
| Trichloroethene | ug/L | 50 | 54.4 | 109 | 60-140 | |
| Trichlorofluoromethane | ug/L | 50 | 45.7 | 91 | 60-140 | |
| Vinyl chloride | ug/L | 50 | 50.6 | 101 | 60-140 | |
| 1,2-Dichloroethane-d4 (S) | % | | | 89 | 70-130 | |
| 4-Bromofluorobenzene (S) | % | | | 97 | 70-130 | |

**Results presented on this page are in the units indicated by the "Units" column except where an alternate unit is presented to the right of the result.**

## REPORT OF LABORATORY ANALYSIS

This report shall not be reproduced, except in full,
without the written consent of Pace Analytical Services, LLC.

**Pace Analytical Services, LLC**
9800 Kincey Ave. Suite 100
Huntersville, NC 28078
(704)875-9092

## QUALITY CONTROL DATA

Project: 2020-L1-2448 Incident
Pace Project No.: 92579389

LABORATORY CONTROL SAMPLE: 3499376

| Parameter | Units | Spike Conc. | LCS Result | LCS % Rec | % Rec Limits | Qualifiers |
|---|---|---|---|---|---|---|
| Toluene-d8 (S) | % | | | 99 | 70-130 | |

MATRIX SPIKE & MATRIX SPIKE DUPLICATE: 3499377 3499378

| Parameter | Units | 92579427006 Result | MS Spike Conc. | MSD Spike Conc. | MS Result | MSD Result | MS % Rec | MSD % Rec | % Rec Limits | RPD | Max RPD | Qual |
|---|---|---|---|---|---|---|---|---|---|---|---|---|
| 1,1,1,2-Tetrachloroethane | ug/L | <0.31 | 20 | 20 | 22.7 | 22.0 | 113 | 110 | 60-140 | 3 | 30 | |
| 1,1,1-Trichloroethane | ug/L | <0.33 | 20 | 20 | 23.0 | 22.3 | 115 | 111 | 60-140 | 3 | 30 | |
| 1,1,2,2-Tetrachloroethane | ug/L | <0.22 | 20 | 20 | 22.8 | 22.6 | 114 | 113 | 60-140 | 1 | 30 | |
| 1,1,2-Trichloroethane | ug/L | <0.32 | 20 | 20 | 21.5 | 21.0 | 107 | 105 | 60-140 | 2 | 30 | |
| 1,1-Dichloroethane | ug/L | <0.37 | 20 | 20 | 23.2 | 22.8 | 116 | 114 | 60-140 | 2 | 30 | |
| 1,1-Dichloroethene | ug/L | <0.35 | 20 | 20 | 22.0 | 21.6 | 110 | 108 | 60-140 | 2 | 30 | |
| 1,1-Dichloropropene | ug/L | <0.43 | 20 | 20 | 23.3 | 22.9 | 117 | 115 | 60-140 | 2 | 30 | |
| 1,2,3-Trichlorobenzene | ug/L | <0.81 | 20 | 20 | 22.3 | 21.2 | 112 | 106 | 60-140 | 5 | 30 | |
| 1,2,3-Trichloropropane | ug/L | <0.26 | 20 | 20 | 24.2 | 24.7 | 121 | 124 | 60-140 | 2 | 30 | |
| 1,2,4-Trichlorobenzene | ug/L | <0.64 | 20 | 20 | 23.7 | 22.2 | 119 | 111 | 60-140 | 7 | 30 | |
| 1,2,4-Trimethylbenzene | ug/L | <0.50 | 20 | 20 | 23.4 | 23.4 | 117 | 117 | 60-140 | 0 | 30 | |
| 1,2-Dibromo-3-chloropropane | ug/L | <0.34 | 20 | 20 | 23.4 | 22.6 | 117 | 113 | 60-140 | 3 | 30 | |
| 1,2-Dibromoethane (EDB) | ug/L | <0.27 | 20 | 20 | 22.3 | 21.3 | 112 | 106 | 60-140 | 5 | 30 | |
| 1,2-Dichlorobenzene | ug/L | <0.34 | 20 | 20 | 21.7 | 21.2 | 109 | 106 | 60-140 | 2 | 30 | |
| 1,2-Dichloroethane | ug/L | <0.32 | 20 | 20 | 22.3 | 21.8 | 110 | 108 | 60-140 | 2 | 30 | |
| 1,2-Dichloropropane | ug/L | <0.36 | 20 | 20 | 22.7 | 22.4 | 114 | 112 | 60-140 | 1 | 30 | |
| 1,3,5-Trimethylbenzene | ug/L | <0.33 | 20 | 20 | 23.6 | 22.4 | 118 | 112 | 60-140 | 5 | 30 | |
| 1,3-Dichlorobenzene | ug/L | <0.34 | 20 | 20 | 22.7 | 21.6 | 113 | 108 | 60-140 | 5 | 30 | |
| 1,3-Dichloropropane | ug/L | <0.28 | 20 | 20 | 22.3 | 21.4 | 112 | 107 | 60-140 | 4 | 30 | |
| 1,4-Dichlorobenzene | ug/L | <0.33 | 20 | 20 | 22.0 | 21.1 | 110 | 105 | 60-140 | 4 | 30 | |
| 2,2-Dichloropropane | ug/L | <0.39 | 20 | 20 | 23.7 | 23.0 | 118 | 115 | 60-140 | 3 | 30 | |
| 2-Chlorotoluene | ug/L | <0.32 | 20 | 20 | 22.8 | 21.5 | 114 | 108 | 60-140 | 6 | 30 | |
| 4-Chlorotoluene | ug/L | <0.32 | 20 | 20 | 22.9 | 22.1 | 114 | 111 | 60-140 | 3 | 30 | |
| Benzene | ug/L | <0.34 | 20 | 20 | 22.2 | 21.9 | 110 | 108 | 60-140 | 1 | 30 | |
| Bromobenzene | ug/L | <0.29 | 20 | 20 | 22.4 | 21.8 | 112 | 109 | 60-140 | 3 | 30 | |
| Bromochloromethane | ug/L | <0.47 | 20 | 20 | 23.9 | 23.8 | 120 | 119 | 60-140 | 0 | 30 | |
| Bromodichloromethane | ug/L | <0.31 | 20 | 20 | 22.2 | 21.9 | 111 | 109 | 60-140 | 2 | 30 | |
| Bromoform | ug/L | <0.34 | 20 | 20 | 22.7 | 21.7 | 114 | 108 | 60-140 | 5 | 30 | |
| Bromomethane | ug/L | <1.7 | 20 | 20 | 25.6 | 25.4 | 128 | 127 | 60-140 | 1 | 30 | |
| Carbon tetrachloride | ug/L | <0.33 | 20 | 20 | 23.0 | 22.9 | 115 | 114 | 60-140 | 1 | 30 | |
| Chlorobenzene | ug/L | <0.28 | 20 | 20 | 21.9 | 21.6 | 110 | 108 | 60-140 | 1 | 30 | |
| Chloroethane | ug/L | <0.65 | 20 | 20 | 33.5 | 32.7 | 168 | 163 | 60-140 | 3 | 30 | M1 |
| Chloroform | ug/L | 3.7 | 20 | 20 | 26.6 | 24.7 | 114 | 105 | 60-140 | 7 | 30 | |
| Chloromethane | ug/L | <0.54 | 20 | 20 | 23.9 | 22.2 | 120 | 111 | 60-140 | 8 | 30 | |
| cis-1,2-Dichloroethene | ug/L | <0.38 | 20 | 20 | 23.3 | 22.6 | 116 | 113 | 60-140 | 3 | 30 | |
| cis-1,3-Dichloropropene | ug/L | <0.36 | 20 | 20 | 22.5 | 22.0 | 112 | 110 | 60-140 | 2 | 30 | |
| Dibromochloromethane | ug/L | <0.36 | 20 | 20 | 22.4 | 21.9 | 112 | 110 | 60-140 | 2 | 30 | |
| Dibromomethane | ug/L | <0.39 | 20 | 20 | 22.1 | 21.7 | 111 | 109 | 60-140 | 2 | 30 | |

**Results presented on this page are in the units indicated by the "Units" column except where an alternate unit is presented to the right of the result.**

## REPORT OF LABORATORY ANALYSIS

This report shall not be reproduced, except in full,
without the written consent of Pace Analytical Services, LLC.

**Pace Analytical Services, LLC**
9800 Kincey Ave. Suite 100
Huntersville, NC 28078
(704)875-9092

## QUALITY CONTROL DATA

Project: 2020-L1-2448 Incident
Pace Project No.: 92579389

MATRIX SPIKE & MATRIX SPIKE DUPLICATE: 3499377 3499378

| Parameter | Units | 92579427006 Result | MS Spike Conc. | MSD Spike Conc. | MS Result | MSD Result | MS % Rec | MSD % Rec | % Rec Limits | RPD | Max RPD | Qual |
|---|---|---|---|---|---|---|---|---|---|---|---|---|
| Dichlorodifluoromethane | ug/L | <0.35 | 20 | 20 | 27.7 | 26.6 | 138 | 133 | 60-140 | 4 | 30 | |
| Diisopropyl ether | ug/L | <0.31 | 20 | 20 | 22.4 | 21.7 | 111 | 107 | 60-140 | 3 | 30 | |
| Ethanol | ug/L | <72.2 | 800 | 800 | 950 | 941 | 119 | 118 | 60-140 | 1 | 30 | |
| Ethylbenzene | ug/L | <0.30 | 20 | 20 | 23.0 | 22.2 | 115 | 111 | 60-140 | 3 | 30 | |
| Hexachloro-1,3-butadiene | ug/L | <1.5 | 20 | 20 | 23.7 | 21.6 | 118 | 108 | 60-140 | 9 | 30 | |
| Isopropylbenzene (Cumene) | ug/L | <0.33 | 20 | 20 | 24.4 | 23.8 | 122 | 119 | 60-140 | 3 | 30 | |
| m&p-Xylene | ug/L | <0.71 | 40 | 40 | 47.1 | 45.5 | 118 | 114 | 60-140 | 3 | 30 | |
| Methyl-tert-butyl ether | ug/L | 26.3 | 20 | 20 | 56.4 | 54.7 | 151 | 142 | 60-140 | 3 | 30 | M1 |
| Methylene Chloride | ug/L | <2.0 | 20 | 20 | 23.4 | 22.4 | 117 | 112 | 60-140 | 4 | 30 | |
| n-Butylbenzene | ug/L | <0.49 | 20 | 20 | 26.0 | 24.1 | 130 | 121 | 60-140 | 7 | 30 | |
| n-Propylbenzene | ug/L | <0.34 | 20 | 20 | 23.9 | 22.9 | 120 | 115 | 60-140 | 4 | 30 | |
| Naphthalene | ug/L | <0.64 | 20 | 20 | 24.5 | 22.5 | 123 | 113 | 60-140 | 8 | 30 | |
| o-Xylene | ug/L | 0.49J | 20 | 20 | 24.2 | 23.3 | 118 | 114 | 60-140 | 4 | 30 | |
| sec-Butylbenzene | ug/L | <0.40 | 20 | 20 | 24.1 | 23.2 | 120 | 116 | 60-140 | 4 | 30 | |
| Styrene | ug/L | <0.29 | 20 | 20 | 23.6 | 22.6 | 118 | 113 | 60-140 | 4 | 30 | |
| tert-Butylbenzene | ug/L | <0.32 | 20 | 20 | 19.3 | 18.8 | 97 | 94 | 60-140 | 3 | 30 | |
| Tetrachloroethene | ug/L | <0.29 | 20 | 20 | 23.7 | 22.9 | 119 | 115 | 60-140 | 3 | 30 | |
| Toluene | ug/L | <0.48 | 20 | 20 | 21.1 | 20.9 | 105 | 105 | 60-140 | 1 | 30 | |
| trans-1,2-Dichloroethene | ug/L | <0.40 | 20 | 20 | 24.2 | 22.7 | 121 | 114 | 60-140 | 7 | 30 | |
| trans-1,3-Dichloropropene | ug/L | <0.36 | 20 | 20 | 22.8 | 22.2 | 114 | 111 | 60-140 | 2 | 30 | |
| Trichloroethene | ug/L | <0.38 | 20 | 20 | 21.6 | 21.3 | 108 | 107 | 60-140 | 1 | 30 | |
| Trichlorofluoromethane | ug/L | <0.30 | 20 | 20 | 23.9 | 23.7 | 119 | 119 | 60-140 | 1 | 30 | |
| Vinyl chloride | ug/L | <0.39 | 20 | 20 | 25.5 | 23.9 | 127 | 120 | 60-140 | 6 | 30 | |
| 1,2-Dichloroethane-d4 (S) | % | | | | | | 99 | 101 | 70-130 | | | |
| 4-Bromofluorobenzene (S) | % | | | | | | 99 | 101 | 70-130 | | | |
| Toluene-d8 (S) | % | | | | | | 98 | 99 | 70-130 | | | |

**Results presented on this page are in the units indicated by the "Units" column except where an alternate unit is presented to the right of the result.**

## REPORT OF LABORATORY ANALYSIS

This report shall not be reproduced, except in full,
without the written consent of Pace Analytical Services, LLC.

**Pace Analytical Services, LLC**
9800 Kincey Ave. Suite 100
Huntersville, NC 28078
(704)875-9092

# QUALIFIERS

Project: 2020-L1-2448 Incident
Pace Project No.: 92579389

## DEFINITIONS

DF - Dilution Factor, if reported, represents the factor applied to the reported data due to dilution of the sample aliquot.

ND - Not Detected at or above adjusted reporting limit.

TNTC - Too Numerous To Count

J - Estimated concentration above the adjusted method detection limit and below the adjusted reporting limit.

MDL - Adjusted Method Detection Limit.

PQL - Practical Quantitation Limit.

RL - Reporting Limit - The lowest concentration value that meets project requirements for quantitative data with known precision and bias for a specific analyte in a specific matrix.

S - Surrogate

1,2-Diphenylhydrazine decomposes to and cannot be separated from Azobenzene using Method 8270. The result for each analyte is a combined concentration.

Consistent with EPA guidelines, unrounded data are displayed and have been used to calculate % recovery and RPD values.

LCS(D) - Laboratory Control Sample (Duplicate)

MS(D) - Matrix Spike (Duplicate)

DUP - Sample Duplicate

RPD - Relative Percent Difference

NC - Not Calculable.

SG - Silica Gel - Clean-Up

U - Indicates the compound was analyzed for, but not detected.

Acid preservation may not be appropriate for 2 Chloroethylvinyl ether.

A separate vial preserved to a pH of 4-5 is recommended in SW846 Chapter 4 for the analysis of Acrolein and Acrylonitrile by EPA Method 8260.

N-Nitrosodiphenylamine decomposes and cannot be separated from Diphenylamine using Method 8270. The result reported for each analyte is a combined concentration.

Reported results are not rounded until the final step prior to reporting. Therefore, calculated parameters that are typically reported as "Total" may vary slightly from the sum of the reported component parameters.

Pace Analytical is TNI accredited. Contact your Pace PM for the current list of accredited analytes.

TNI - The NELAC Institute.

## ANALYTE QUALIFIERS

| | |
|---|---|
| M1 | Matrix spike recovery exceeded QC limits. Batch accepted based on laboratory control sample (LCS) recovery. |
| N2 | The lab does not hold NELAC/TNI accreditation for this parameter but other accreditations/certifications may apply. A complete list of accreditations/certifications is available upon request. |



This report shall not be reproduced, except in full,
without the written consent of Pace Analytical Services, LLC.

**Pace Analytical Services, LLC**
9800 Kincey Ave. Suite 100
Huntersville, NC 28078
(704)875-9092

## QUALITY CONTROL DATA CROSS REFERENCE TABLE

Project: 2020-L1-2448 Incident
Pace Project No.: 92579389

| Lab ID | Sample ID | QC Batch Method | QC Batch | Analytical Method | Analytical Batch |
|---|---|---|---|---|---|
| **92579389001** | **13835_AC_RD** | MADEP VPH | 667692 | | |
| **92579389001** | **13835_AC_RD** | EPA 3010A | 668894 | EPA 6010D | 669318 |
| **92579389001** | **13835_AC_RD** | SM 6200B | 667978 | | |



This report shall not be reproduced, except in full,
without the written consent of Pace Analytical Services, LLC.

Pace Analytical

# CHAIN-OF-CUSTODY Analytical Request Document

Chain-of-Custody is a LEGAL DOCUMENT - Complete all relevent fields

WO# : 92579389

92579389

LA ... ler Number or ... LY

| | |
|---|---|
| Company: Apex Companies | Billing Information: |
| Address: | |
| Report To: Andrew Street | Email To: andrewstreet@apexcos.com |
| Copy To: | Site Collection Info/Address: |
| Customer Project Name/Number: 2020-11-2448 | State: NC County/City: Huntersville Time Zone Collected: [ ] PT [ ] MT [ ] CT [X] ET |
| Phone: Email: | Site/Facility ID #: |
| Compliance Monitoring? [ ] Yes [ ] No | |
| Collected By (print): Vanessa Hunter | Purchase Order #: Quote #: |
| DW PWS ID #: DW Location Code: | |
| Collected By (signature): [signature] | Turnaround Date Required: ASAP |
| Immediately Packed on Ice: [ ] Yes [ ] No | |
| Sample Disposal: [ ] Dispose as appropriate [ ] Return [ ] Archive: ____ [ ] Hold: ____ | Rush: [ ] Same Day [ ] Next Day [ ] 2 Day [ ] 3 Day [ ] 4 Day [ ] 5 Day (Expedite Charges Apply) |
| Field Filtered (if applicable): [ ] Yes [ ] No Analysis: ____ | |

Container Preservative Type **: 3 3 1

** Preservative Types: (1) nitric acid, (2) sulfuric acid, (3) hydrochloric acid, (4) sodium hydroxide, (5) zinc acetate, (6) methanol, (7) sodium bisulfate, (8) sodium thiosulfate, (9) hexane, (A) ascorbic acid, (B) ammonium sulfate, (C) ammonium hydroxide, (D) TSP, (U) Unpreserved, (O) Other ____

Lab Project Manager:

* Matrix Codes (Insert in Matrix box below): Drinking Water (DW), Ground Water (GW), Wastewater (WW), Product (P), Soil/Solid (SL), Oil (OL), Wipe (WP), Air (AR), Tissue (TS), Bioassay (B), Vapor (V), Other (OT)

Analyses

| Customer Sample ID | Matrix * | Comp / Grab | Collected (or Composite Start) Date | Collected (or Composite Start) Time | Composite End Date | Composite End Time | Res Cl | # of Ctns | VOCs by 6200B | MADEP VPH | Lead |
|---|---|---|---|---|---|---|---|---|---|---|---|
| 13835_AC-RD | DW | Grab | 12/21/21 | 1000 | | | | 8 | X | X | X |

Lab Profile/Line:

Lab Sample Receipt Checklist:

| | |
|---|---|
| Custody Seals Present/Intact | Y N NA |
| Custody Signatures Present | Y N NA |
| Collector Signature Present | Y N NA |
| Bottles Intact | Y N NA |
| Correct Bottles | Y N NA |
| Sufficient Volume | Y N NA |
| Samples Received on Ice | Y N NA |
| VOA - Headspace Acceptable | Y N NA |
| USDA Regulated Soils | Y N NA |
| Samples in Holding Time | Y N NA |
| Residual Chlorine Present | Y N NA |
| Cl Strips: ____ | |
| Sample pH Acceptable | Y N NA |
| pH Strips: 223819AV | |
| Sulfide Present | Y N NA |
| Lead Acetate Strips: ____ | |

LAB USE ONLY:
Lab Sample # / Comments:

92579369

001

Customer Remarks / Special Conditions / Possible Hazards:

Type of Ice Used: Wet Blue Dry None

Packing Material Used: BB

Radchem sample(s) screened (<500 cpm): Y N NA

SHORT HOLDS PRESENT (<72 hours): Y N N/A

Lab Tracking #: 2601711

Samples received via: FEDEX UPS Client Courier Pace Courier

Lab Sample Temperature Info:
Temp Blank Received: Y N NA
Therm ID#: 92T0GU
Cooler 1 Temp Upon Receipt: 2.7 oC
Cooler 1 Therm Corr. Factor: 0 oC
Cooler 1 Corrected Temp: 2.7 oC
Comments:

| Relinquished by/Company: (Signature) | Date/Time: | Received by/Company: (Signature) | Date/Time: |
|---|---|---|---|
| [signature] / Apex | 12-21-21 / 1315 | [signature] / APEX | 12-21-21 / 1315 |
| [signature] / APEX | 12-21-21 / 1345 | [signature] PACEHU | 12/21/21 13:45 |
| | | | |

MTJL LAB USE ONLY
Table #:
Acctnum:
Template:
Prelogin:
PM:
PB:

Trip Blank Received: Y N NA
HCL MeOH TSP Other

Non Conformance(s): YES / NO

Page: 1 of: 1

| Pace Analytical® | Document Name: Bottle Identification Form (BIF) | Document Issued: November 15, 2021 Page 1 of 1 |
|---|---|---|
| | Document No.: F-CAR-CS-043-Rev.01 | Issuing Authority: Pace Carolinas Quality Office |

***Check mark top half of box if pH and/or dechlorination is verified and within the acceptance range for preservation samples.**

Exceptions: VOA, Collform, TOC, Oil and Grease, DRO/8015 (water) DOC, LLHg

****Bottom half of box is to list number of bottles**

Project #

**WO# : 92579389**

PM: AMB Due Date: 12/29/21

CLIENT: 92-APEX MOOR

| Matrix | Item# | BP4U-125 mL Plastic Unpreserved (N/A) (Cl-) | BP3U-250 mL Plastic Unpreserved (N/A) | BP2U-500 mL Plastic Unpreserved (N/A) | BP1U-1 liter Plastic Unpreserved (N/A) | BP4S-125 mL Plastic H2SO4 (pH < 2) (Cl-) | BP3N-250 mL plastic HNO3 (pH < 2) | BP4Z-125 mL Plastic ZN Acetate & NaOH (>9) | BP4B-125 mL Plastic NaOH (pH > 12) (Cl-) | WGFU-Wide-mouthed Glass jar Unpreserved | AG1U-1 liter Amber Unpreserved (N/A) (Cl-) | AG1H-1 liter Amber HCl (pH < 2) | AG3U-250 mL Amber Unpreserved (N/A) (Cl-) | AG1S-1 liter Amber H2SO4 (pH < 2) | AG3S-250 mL Amber H2SO4 (pH < 2) | AG3A(DG3A)-250 mL Amber NH4Cl (N/A)(Cl-) | DG9H-40 mL VOA HCl (N/A) | VG9T-40 mL VOA Na2S2O3 (N/A) | VG9U-40 mL VOA Unpreserved (N/A) | DG9P-40 mL VOA H3PO4 (N/A) | VOAK (3 vials per kit)-5035 kit (N/A) | V/GK (3 vials per kit)-VPH/Gas kit (N/A) | SP5T-125 mL Sterile Plastic (N/A – lab) | SP2T-250 mL Sterile Plastic (N/A – lab) | | BP3A-250 mL Plastic (NH2)2SO4 (9.3-9.7) | AG0U-100 mL Amber Unpreserved vials (N/A) | VSGU-20 mL Scintillation vials (N/A) | DG9U-40 mL Amber Unpreserved vials (N/A) |
|---|---|---|---|---|---|---|---|---|---|---|---|---|---|---|---|---|---|---|---|---|---|---|---|---|---|---|---|---|---|
| | 1 | | | | | | ✓ | | | | | | | | | | 7 | | | | | | | | | | | | |
| | 2 | | | | | | | | | | | | | | | | | | | | | | | | | | | | |
| | 3 | | | | | | | | | | | | | | | | | | | | | | | | | | | | |
| | 4 | | | | | | | | | | | | | | | | | | | | | | | | | | | | |
| | 5 | | | | | | | | | | | | | | | | | | | | | | | | | | | | |
| | 6 | | | | | | | | | | | | | | | | | | | | | | | | | | | | |
| | 7 | | | | | | | | | | | | | | | | | | | | | | | | | | | | |
| | 8 | | | | | | | | | | | | | | | | | | | | | | | | | | | | |
| | 9 | | | | | | | | | | | | | | | | | | | | | | | | | | | | |
| | 10 | | | | | | | | | | | | | | | | | | | | | | | | | | | | |
| | 11 | | | | | | | | | | | | | | | | | | | | | | | | | | | | |
| | 12 | | | | | | | | | | | | | | | | | | | | | | | | | | | | |

## pH Adjustment Log for Preserved Samples

| Sample ID | Type of Preservative | pH upon receipt | Date preservation adjusted | Time preservation adjusted | Amount of Preservative added | Lot # |
|---|---|---|---|---|---|---|
| | | | | | | |
| | | | | | | |
| | | | | | | |

Note: Whenever there is a discrepancy affecting North Carolina compliance samples, a copy of this form will be sent to the North Carolina DEHNR Certification Office (i.e. Out of hold, incorrect preservative, out of temp, incorrect containers.

**Pace Analytical Services, LLC**
9800 Kincey Ave. Suite 100
Huntersville, NC 28078
(704)875-9092

January 11, 2022

Andrew Street
Apex Companies - NC
5900 Northwoods Business Pkwy
Suite 5900-0
Charlotte, NC 28269

RE: Project: 2020-L1-2448 Incident
Pace Project No.: 92579396

Dear Andrew Street:

Enclosed are the analytical results for sample(s) received by the laboratory on December 21, 2021. The results relate only to the samples included in this report. Results reported herein conform to the applicable TNI/NELAC Standards and the laboratory's Quality Manual, where applicable, unless otherwise noted in the body of the report.

The test results provided in this final report were generated by each of the following laboratories within the Pace Network:

- Pace Analytical Services - Asheville
- Pace Analytical Services - Charlotte

If you have any questions concerning this report, please feel free to contact me.

Sincerely,

Angela M. Baioni

Angela Baioni
angela.baioni@pacelabs.com
(704)875-9092
Project Manager

Enclosures

cc: J Culbreath, Colonial Pipeline Company
Naomi Fretz, APEX Companies, LLC
Robert Hughes, Colonial Pipeline
Cameron Lee, Montrose-EPS
Jamie Moran, APEX Companies, LLC
Jeff Morrison, Colonial Pipeline Company
Tom Naumann, APEX Companies - NC
Joe Nicolette, Montrose-EPS
Kaitlyn Nootens, Apex Companies
Christopher Schultz, Apex Companies
Matt Teixeira, Apex Companies, LLC
Michael Verdon, Colonial Pipeline Company
JM Wyatt, Colonial Pipeline Company

**REPORT OF LABORATORY ANALYSIS**

This report shall not be reproduced, except in full,
without the written consent of Pace Analytical Services, LLC.

**Pace Analytical Services, LLC**
9800 Kincey Ave.  Suite 100
Huntersville, NC 28078
(704)875-9092

## CERTIFICATIONS

Project: 2020-L1-2448 Incident
Pace Project No.: 92579396

**Pace Analytical Services Charlotte**

South Carolina Laboratory ID: 99006
9800 Kincey Ave. Ste 100, Huntersville, NC 28078
North Carolina Drinking Water Certification #: 37706
North Carolina Field Services Certification #: 5342
North Carolina Wastewater Certification #: 12
South Carolina Laboratory ID: 99006
South Carolina Certification #: 99006001
South Carolina Drinking Water Cert. #: 99006003
Florida/NELAP Certification #: E87627
Kentucky UST Certification #: 84
Louisiana DoH Drinking Water #: LA029
Virginia/VELAP Certification #: 460221

**Pace Analytical Services Asheville**

2225 Riverside Drive, Asheville, NC  28804
Florida/NELAP Certification #: E87648
North Carolina Drinking Water Certification #: 37712
North Carolina Wastewater Certification #: 40
South Carolina Laboratory ID: 99030
South Carolina Certification #: 99030001
Virginia/VELAP Certification #: 460222



This report shall not be reproduced, except in full,
without the written consent of Pace Analytical Services, LLC.

**Pace Analytical Services, LLC**
9800 Kincey Ave. Suite 100
Huntersville, NC 28078
(704)875-9092

## SAMPLE SUMMARY

Project: 2020-L1-2448 Incident
Pace Project No.: 92579396

| Lab ID | Sample ID | Matrix | Date Collected | Date Received |
|---|---|---|---|---|
| **92579396001** | **14226_HC_RD** | Water | 12/21/21 10:55 | 12/21/21 13:45 |



This report shall not be reproduced, except in full,
without the written consent of Pace Analytical Services, LLC.

**Pace Analytical Services, LLC**
9800 Kincey Ave. Suite 100
Huntersville, NC 28078
(704)875-9092

## SAMPLE ANALYTE COUNT

Project: 2020-L1-2448 Incident
Pace Project No.: 92579396

| Lab ID | Sample ID | Method | Analysts | Analytes Reported | Laboratory |
|---|---|---|---|---|---|
| **92579396001** | **14226_HC_RD** | MADEP VPH | MAD | 6 | PASI-C |
| | | EPA 6010D | DS | 1 | PASI-A |
| | | SM 6200B | CL | 64 | PASI-C |

PASI-A = Pace Analytical Services - Asheville
PASI-C = Pace Analytical Services - Charlotte



This report shall not be reproduced, except in full,
without the written consent of Pace Analytical Services, LLC.

**Pace Analytical Services, LLC**
9800 Kincey Ave. Suite 100
Huntersville, NC 28078
(704)875-9092

## ANALYTICAL RESULTS

Project: 2020-L1-2448 Incident
Pace Project No.: 92579396

**Sample: 14226_HC_RD** **Lab ID: 92579396001** Collected: 12/21/21 10:55 Received: 12/21/21 13:45 Matrix: Water

| Parameters | Results | Units | Report Limit | MDL | DF | Prepared | Analyzed | CAS No. | Qual |
|---|---|---|---|---|---|---|---|---|---|
| **VPH NC Water** | Analytical Method: MADEP VPH<br>Pace Analytical Services - Charlotte | | | | | | | | |
| Total VPH (C5-C12) | ND | ug/L | 50.0 | 50.0 | 1 | | 12/22/21 00:23 | | N2 |
| Aliphatic (C05-C08) | ND | ug/L | 50.0 | 50.0 | 1 | | 12/22/21 00:23 | | N2 |
| Aliphatic(C09-C12) Adjusted | ND | ug/L | 50.0 | 50.0 | 1 | | 12/22/21 00:23 | | N2 |
| Aromatic (C09-C10) | ND | ug/L | 50.0 | 50.0 | 1 | | 12/22/21 00:23 | | N2 |
| ***Surrogates*** | | | | | | | | | |
| 4-Bromofluorobenzene (FID) (S) | 93 | % | 70-130 | | 1 | | 12/22/21 00:23 | 460-00-4 | |
| 4-Bromofluorobenzene (PID) (S) | 87 | % | 70-130 | | 1 | | 12/22/21 00:23 | 460-00-4 | |
| **6010 MET ICP** | Analytical Method: EPA 6010D Preparation Method: EPA 3010A<br>Pace Analytical Services - Asheville | | | | | | | | |
| Lead | ND | ug/L | 5.0 | 4.5 | 1 | 12/30/21 15:01 | 01/07/22 17:58 | 7439-92-1 | |
| **6200B MSV** | Analytical Method: SM 6200B<br>Pace Analytical Services - Charlotte | | | | | | | | |
| Benzene | ND | ug/L | 0.50 | 0.34 | 1 | | 12/22/21 21:10 | 71-43-2 | |
| Bromobenzene | ND | ug/L | 0.50 | 0.29 | 1 | | 12/22/21 21:10 | 108-86-1 | |
| Bromochloromethane | ND | ug/L | 0.50 | 0.47 | 1 | | 12/22/21 21:10 | 74-97-5 | |
| Bromodichloromethane | ND | ug/L | 0.50 | 0.31 | 1 | | 12/22/21 21:10 | 75-27-4 | |
| Bromoform | ND | ug/L | 0.50 | 0.34 | 1 | | 12/22/21 21:10 | 75-25-2 | |
| Bromomethane | ND | ug/L | 5.0 | 1.7 | 1 | | 12/22/21 21:10 | 74-83-9 | |
| n-Butylbenzene | ND | ug/L | 0.50 | 0.49 | 1 | | 12/22/21 21:10 | 104-51-8 | |
| sec-Butylbenzene | ND | ug/L | 0.50 | 0.40 | 1 | | 12/22/21 21:10 | 135-98-8 | |
| tert-Butylbenzene | ND | ug/L | 0.50 | 0.32 | 1 | | 12/22/21 21:10 | 98-06-6 | |
| Carbon tetrachloride | ND | ug/L | 0.50 | 0.33 | 1 | | 12/22/21 21:10 | 56-23-5 | |
| Chlorobenzene | ND | ug/L | 0.50 | 0.28 | 1 | | 12/22/21 21:10 | 108-90-7 | |
| Chloroethane | ND | ug/L | 1.0 | 0.65 | 1 | | 12/22/21 21:10 | 75-00-3 | |
| Chloroform | ND | ug/L | 0.50 | 0.35 | 1 | | 12/22/21 21:10 | 67-66-3 | |
| Chloromethane | ND | ug/L | 1.0 | 0.54 | 1 | | 12/22/21 21:10 | 74-87-3 | |
| 2-Chlorotoluene | ND | ug/L | 0.50 | 0.32 | 1 | | 12/22/21 21:10 | 95-49-8 | |
| 4-Chlorotoluene | ND | ug/L | 0.50 | 0.32 | 1 | | 12/22/21 21:10 | 106-43-4 | |
| 1,2-Dibromo-3-chloropropane | ND | ug/L | 1.0 | 0.34 | 1 | | 12/22/21 21:10 | 96-12-8 | |
| Dibromochloromethane | ND | ug/L | 0.50 | 0.36 | 1 | | 12/22/21 21:10 | 124-48-1 | |
| 1,2-Dibromoethane (EDB) | ND | ug/L | 0.50 | 0.27 | 1 | | 12/22/21 21:10 | 106-93-4 | |
| Dibromomethane | ND | ug/L | 0.50 | 0.39 | 1 | | 12/22/21 21:10 | 74-95-3 | |
| 1,2-Dichlorobenzene | ND | ug/L | 0.50 | 0.34 | 1 | | 12/22/21 21:10 | 95-50-1 | |
| 1,3-Dichlorobenzene | ND | ug/L | 0.50 | 0.34 | 1 | | 12/22/21 21:10 | 541-73-1 | |
| 1,4-Dichlorobenzene | ND | ug/L | 0.50 | 0.33 | 1 | | 12/22/21 21:10 | 106-46-7 | |
| Dichlorodifluoromethane | ND | ug/L | 0.50 | 0.35 | 1 | | 12/22/21 21:10 | 75-71-8 | |
| 1,1-Dichloroethane | ND | ug/L | 0.50 | 0.37 | 1 | | 12/22/21 21:10 | 75-34-3 | |
| 1,2-Dichloroethane | ND | ug/L | 0.50 | 0.32 | 1 | | 12/22/21 21:10 | 107-06-2 | |
| 1,1-Dichloroethene | ND | ug/L | 0.50 | 0.35 | 1 | | 12/22/21 21:10 | 75-35-4 | |
| cis-1,2-Dichloroethene | ND | ug/L | 0.50 | 0.38 | 1 | | 12/22/21 21:10 | 156-59-2 | |
| trans-1,2-Dichloroethene | ND | ug/L | 0.50 | 0.40 | 1 | | 12/22/21 21:10 | 156-60-5 | |
| 1,2-Dichloropropane | ND | ug/L | 0.50 | 0.36 | 1 | | 12/22/21 21:10 | 78-87-5 | |
| 1,3-Dichloropropane | ND | ug/L | 0.50 | 0.28 | 1 | | 12/22/21 21:10 | 142-28-9 | |

## REPORT OF LABORATORY ANALYSIS

This report shall not be reproduced, except in full,
without the written consent of Pace Analytical Services, LLC.

Pace Analytical Services, LLC
9800 Kincey Ave. Suite 100
Huntersville, NC 28078
(704)875-9092

## ANALYTICAL RESULTS

Project: 2020-L1-2448 Incident
Pace Project No.: 92579396

**Sample: 14226_HC_RD** **Lab ID: 92579396001** Collected: 12/21/21 10:55 Received: 12/21/21 13:45 Matrix: Water

| Parameters | Results | Units | Report Limit | MDL | DF | Prepared | Analyzed | CAS No. | Qual |
|---|---|---|---|---|---|---|---|---|---|
| **6200B MSV** | Analytical Method: SM 6200B<br>Pace Analytical Services - Charlotte | | | | | | | | |
| 2,2-Dichloropropane | ND | ug/L | 0.50 | 0.39 | 1 | | 12/22/21 21:10 | 594-20-7 | |
| 1,1-Dichloropropene | ND | ug/L | 0.50 | 0.43 | 1 | | 12/22/21 21:10 | 563-58-6 | |
| cis-1,3-Dichloropropene | ND | ug/L | 0.50 | 0.36 | 1 | | 12/22/21 21:10 | 10061-01-5 | |
| trans-1,3-Dichloropropene | ND | ug/L | 0.50 | 0.36 | 1 | | 12/22/21 21:10 | 10061-02-6 | |
| Diisopropyl ether | ND | ug/L | 0.50 | 0.31 | 1 | | 12/22/21 21:10 | 108-20-3 | |
| Ethanol | ND | ug/L | 200 | 72.2 | 1 | | 12/22/21 21:10 | 64-17-5 | |
| Ethylbenzene | ND | ug/L | 0.50 | 0.30 | 1 | | 12/22/21 21:10 | 100-41-4 | |
| Hexachloro-1,3-butadiene | ND | ug/L | 2.0 | 1.5 | 1 | | 12/22/21 21:10 | 87-68-3 | |
| Isopropylbenzene (Cumene) | ND | ug/L | 0.50 | 0.33 | 1 | | 12/22/21 21:10 | 98-82-8 | |
| Methylene Chloride | ND | ug/L | 2.0 | 2.0 | 1 | | 12/22/21 21:10 | 75-09-2 | |
| Methyl-tert-butyl ether | ND | ug/L | 0.50 | 0.42 | 1 | | 12/22/21 21:10 | 1634-04-4 | |
| Naphthalene | ND | ug/L | 2.0 | 0.64 | 1 | | 12/22/21 21:10 | 91-20-3 | |
| n-Propylbenzene | ND | ug/L | 0.50 | 0.34 | 1 | | 12/22/21 21:10 | 103-65-1 | |
| Styrene | ND | ug/L | 0.50 | 0.29 | 1 | | 12/22/21 21:10 | 100-42-5 | |
| 1,1,1,2-Tetrachloroethane | ND | ug/L | 0.50 | 0.31 | 1 | | 12/22/21 21:10 | 630-20-6 | |
| 1,1,2,2-Tetrachloroethane | ND | ug/L | 0.50 | 0.22 | 1 | | 12/22/21 21:10 | 79-34-5 | |
| Tetrachloroethene | ND | ug/L | 0.50 | 0.29 | 1 | | 12/22/21 21:10 | 127-18-4 | |
| Toluene | ND | ug/L | 0.50 | 0.48 | 1 | | 12/22/21 21:10 | 108-88-3 | |
| 1,2,3-Trichlorobenzene | ND | ug/L | 2.0 | 0.81 | 1 | | 12/22/21 21:10 | 87-61-6 | |
| 1,2,4-Trichlorobenzene | ND | ug/L | 2.0 | 0.64 | 1 | | 12/22/21 21:10 | 120-82-1 | |
| 1,1,1-Trichloroethane | ND | ug/L | 0.50 | 0.33 | 1 | | 12/22/21 21:10 | 71-55-6 | |
| 1,1,2-Trichloroethane | ND | ug/L | 0.50 | 0.32 | 1 | | 12/22/21 21:10 | 79-00-5 | |
| Trichloroethene | ND | ug/L | 0.50 | 0.38 | 1 | | 12/22/21 21:10 | 79-01-6 | |
| Trichlorofluoromethane | ND | ug/L | 1.0 | 0.30 | 1 | | 12/22/21 21:10 | 75-69-4 | |
| 1,2,3-Trichloropropane | ND | ug/L | 0.50 | 0.26 | 1 | | 12/22/21 21:10 | 96-18-4 | |
| 1,2,4-Trimethylbenzene | ND | ug/L | 0.50 | 0.50 | 1 | | 12/22/21 21:10 | 95-63-6 | |
| 1,3,5-Trimethylbenzene | ND | ug/L | 0.50 | 0.33 | 1 | | 12/22/21 21:10 | 108-67-8 | |
| Vinyl chloride | ND | ug/L | 1.0 | 0.39 | 1 | | 12/22/21 21:10 | 75-01-4 | |
| m&p-Xylene | ND | ug/L | 1.0 | 0.71 | 1 | | 12/22/21 21:10 | 179601-23-1 | |
| o-Xylene | ND | ug/L | 0.50 | 0.34 | 1 | | 12/22/21 21:10 | 95-47-6 | |
| ***Surrogates*** | | | | | | | | | |
| 1,2-Dichloroethane-d4 (S) | 91 | % | 70-130 | | 1 | | 12/22/21 21:10 | 17060-07-0 | |
| 4-Bromofluorobenzene (S) | 103 | % | 70-130 | | 1 | | 12/22/21 21:10 | 460-00-4 | |
| Toluene-d8 (S) | 106 | % | 70-130 | | 1 | | 12/22/21 21:10 | 2037-26-5 | |

## REPORT OF LABORATORY ANALYSIS

This report shall not be reproduced, except in full,
without the written consent of Pace Analytical Services, LLC.

**Pace Analytical Services, LLC**
9800 Kincey Ave. Suite 100
Huntersville, NC 28078
(704)875-9092

## QUALITY CONTROL DATA

Project: 2020-L1-2448 Incident
Pace Project No.: 92579396

QC Batch: 667692
QC Batch Method: MADEP VPH
Analysis Method: MADEP VPH
Analysis Description: VPH NC Water
Laboratory: Pace Analytical Services - Charlotte
Associated Lab Samples: 92579396001

METHOD BLANK: 3498009 Matrix: Water
Associated Lab Samples: 92579396001

| Parameter | Units | Blank Result | Reporting Limit | MDL | Analyzed | Qualifiers |
|---|---|---|---|---|---|---|
| Aliphatic (C05-C08) | ug/L | ND | 50.0 | 50.0 | 12/21/21 19:40 | N2 |
| Aromatic (C09-C10) | ug/L | ND | 50.0 | 50.0 | 12/21/21 19:40 | N2 |
| 4-Bromofluorobenzene (FID) (S) | % | 95 | 70-130 | | 12/21/21 19:40 | |
| 4-Bromofluorobenzene (PID) (S) | % | 90 | 70-130 | | 12/21/21 19:40 | |

LABORATORY CONTROL SAMPLE & LCSD: 3498010 3498011

| Parameter | Units | Spike Conc. | LCS Result | LCSD Result | LCS % Rec | LCSD % Rec | % Rec Limits | RPD | Max RPD | Qualifiers |
|---|---|---|---|---|---|---|---|---|---|---|
| Aliphatic (C05-C08) | ug/L | 300 | 300 | 297 | 100 | 99 | 70-130 | 1 | 25 | N2 |
| Aromatic (C09-C10) | ug/L | 100 | 103 | 108 | 103 | 108 | 70-130 | 4 | 25 | N2 |
| 4-Bromofluorobenzene (FID) (S) | % | | | | 97 | 98 | 70-130 | | | |
| 4-Bromofluorobenzene (PID) (S) | % | | | | 87 | 90 | 70-130 | | | |

**Results presented on this page are in the units indicated by the "Units" column except where an alternate unit is presented to the right of the result.**

## REPORT OF LABORATORY ANALYSIS

This report shall not be reproduced, except in full,
without the written consent of Pace Analytical Services, LLC.

**Pace Analytical Services, LLC**
9800 Kincey Ave. Suite 100
Huntersville, NC 28078
(704)875-9092

## QUALITY CONTROL DATA

Project: 2020-L1-2448 Incident
Pace Project No.: 92579396

QC Batch: 668894
QC Batch Method: EPA 3010A
Analysis Method: EPA 6010D
Analysis Description: 6010 MET
Laboratory: Pace Analytical Services - Asheville

Associated Lab Samples: 92579396001

METHOD BLANK: 3503161 Matrix: Water
Associated Lab Samples: 92579396001

| Parameter | Units | Blank Result | Reporting Limit | MDL | Analyzed | Qualifiers |
|---|---|---|---|---|---|---|
| Lead | ug/L | ND | 5.0 | 4.5 | 01/07/22 17:10 | |

LABORATORY CONTROL SAMPLE: 3503162

| Parameter | Units | Spike Conc. | LCS Result | LCS % Rec | % Rec Limits | Qualifiers |
|---|---|---|---|---|---|---|
| Lead | ug/L | 500 | 516 | 103 | 80-120 | |

MATRIX SPIKE & MATRIX SPIKE DUPLICATE: 3503163 3503164

| Parameter | Units | 92578300001 Result | MS Spike Conc. | MSD Spike Conc. | MS Result | MSD Result | MS % Rec | MSD % Rec | % Rec Limits | RPD | Max RPD | Qual |
|---|---|---|---|---|---|---|---|---|---|---|---|---|
| Lead | ug/L | 8.4 | 500 | 500 | 501 | 506 | 99 | 99 | 75-125 | 1 | 20 | |

**Results presented on this page are in the units indicated by the "Units" column except where an alternate unit is presented to the right of the result.**

## REPORT OF LABORATORY ANALYSIS

This report shall not be reproduced, except in full,
without the written consent of Pace Analytical Services, LLC.

Pace Analytical Services, LLC
9800 Kincey Ave. Suite 100
Huntersville, NC 28078
(704)875-9092

## QUALITY CONTROL DATA

Project: 2020-L1-2448 Incident
Pace Project No.: 92579396

QC Batch: 667976
QC Batch Method: SM 6200B
Analysis Method: SM 6200B
Analysis Description: 6200B MSV
Laboratory: Pace Analytical Services - Charlotte

Associated Lab Samples: 92579396001

METHOD BLANK: 3499353 Matrix: Water
Associated Lab Samples: 92579396001

| Parameter | Units | Blank Result | Reporting Limit | MDL | Analyzed | Qualifiers |
|---|---|---|---|---|---|---|
| 1,1,1,2-Tetrachloroethane | ug/L | ND | 0.50 | 0.31 | 12/22/21 15:56 | |
| 1,1,1-Trichloroethane | ug/L | ND | 0.50 | 0.33 | 12/22/21 15:56 | |
| 1,1,2,2-Tetrachloroethane | ug/L | ND | 0.50 | 0.22 | 12/22/21 15:56 | |
| 1,1,2-Trichloroethane | ug/L | ND | 0.50 | 0.32 | 12/22/21 15:56 | |
| 1,1-Dichloroethane | ug/L | ND | 0.50 | 0.37 | 12/22/21 15:56 | |
| 1,1-Dichloroethene | ug/L | ND | 0.50 | 0.35 | 12/22/21 15:56 | |
| 1,1-Dichloropropene | ug/L | ND | 0.50 | 0.43 | 12/22/21 15:56 | |
| 1,2,3-Trichlorobenzene | ug/L | ND | 2.0 | 0.81 | 12/22/21 15:56 | |
| 1,2,3-Trichloropropane | ug/L | ND | 0.50 | 0.26 | 12/22/21 15:56 | |
| 1,2,4-Trichlorobenzene | ug/L | ND | 2.0 | 0.64 | 12/22/21 15:56 | |
| 1,2,4-Trimethylbenzene | ug/L | ND | 0.50 | 0.50 | 12/22/21 15:56 | |
| 1,2-Dibromo-3-chloropropane | ug/L | ND | 1.0 | 0.34 | 12/22/21 15:56 | |
| 1,2-Dibromoethane (EDB) | ug/L | ND | 0.50 | 0.27 | 12/22/21 15:56 | |
| 1,2-Dichlorobenzene | ug/L | ND | 0.50 | 0.34 | 12/22/21 15:56 | |
| 1,2-Dichloroethane | ug/L | ND | 0.50 | 0.32 | 12/22/21 15:56 | |
| 1,2-Dichloropropane | ug/L | ND | 0.50 | 0.36 | 12/22/21 15:56 | |
| 1,3,5-Trimethylbenzene | ug/L | ND | 0.50 | 0.33 | 12/22/21 15:56 | |
| 1,3-Dichlorobenzene | ug/L | ND | 0.50 | 0.34 | 12/22/21 15:56 | |
| 1,3-Dichloropropane | ug/L | ND | 0.50 | 0.28 | 12/22/21 15:56 | |
| 1,4-Dichlorobenzene | ug/L | ND | 0.50 | 0.33 | 12/22/21 15:56 | |
| 2,2-Dichloropropane | ug/L | ND | 0.50 | 0.39 | 12/22/21 15:56 | |
| 2-Chlorotoluene | ug/L | ND | 0.50 | 0.32 | 12/22/21 15:56 | |
| 4-Chlorotoluene | ug/L | ND | 0.50 | 0.32 | 12/22/21 15:56 | |
| Benzene | ug/L | ND | 0.50 | 0.34 | 12/22/21 15:56 | |
| Bromobenzene | ug/L | ND | 0.50 | 0.29 | 12/22/21 15:56 | |
| Bromochloromethane | ug/L | ND | 0.50 | 0.47 | 12/22/21 15:56 | |
| Bromodichloromethane | ug/L | ND | 0.50 | 0.31 | 12/22/21 15:56 | |
| Bromoform | ug/L | ND | 0.50 | 0.34 | 12/22/21 15:56 | |
| Bromomethane | ug/L | ND | 5.0 | 1.7 | 12/22/21 15:56 | |
| Carbon tetrachloride | ug/L | ND | 0.50 | 0.33 | 12/22/21 15:56 | |
| Chlorobenzene | ug/L | ND | 0.50 | 0.28 | 12/22/21 15:56 | |
| Chloroethane | ug/L | ND | 1.0 | 0.65 | 12/22/21 15:56 | |
| Chloroform | ug/L | ND | 0.50 | 0.35 | 12/22/21 15:56 | |
| Chloromethane | ug/L | ND | 1.0 | 0.54 | 12/22/21 15:56 | |
| cis-1,2-Dichloroethene | ug/L | ND | 0.50 | 0.38 | 12/22/21 15:56 | |
| cis-1,3-Dichloropropene | ug/L | ND | 0.50 | 0.36 | 12/22/21 15:56 | |
| Dibromochloromethane | ug/L | ND | 0.50 | 0.36 | 12/22/21 15:56 | |
| Dibromomethane | ug/L | ND | 0.50 | 0.39 | 12/22/21 15:56 | |
| Dichlorodifluoromethane | ug/L | ND | 0.50 | 0.35 | 12/22/21 15:56 | |
| Diisopropyl ether | ug/L | ND | 0.50 | 0.31 | 12/22/21 15:56 | |

**Results presented on this page are in the units indicated by the "Units" column except where an alternate unit is presented to the right of the result.**

## REPORT OF LABORATORY ANALYSIS

This report shall not be reproduced, except in full,
without the written consent of Pace Analytical Services, LLC.

Pace Analytical Services, LLC
9800 Kincey Ave. Suite 100
Huntersville, NC 28078
(704)875-9092

## QUALITY CONTROL DATA

Project: 2020-L1-2448 Incident
Pace Project No.: 92579396

METHOD BLANK: 3499353 Matrix: Water
Associated Lab Samples: 92579396001

| Parameter | Units | Blank Result | Reporting Limit | MDL | Analyzed | Qualifiers |
|---|---|---|---|---|---|---|
| Ethanol | ug/L | ND | 200 | 72.2 | 12/22/21 15:56 | |
| Ethylbenzene | ug/L | ND | 0.50 | 0.30 | 12/22/21 15:56 | |
| Hexachloro-1,3-butadiene | ug/L | ND | 2.0 | 1.5 | 12/22/21 15:56 | |
| Isopropylbenzene (Cumene) | ug/L | ND | 0.50 | 0.33 | 12/22/21 15:56 | |
| m&p-Xylene | ug/L | ND | 1.0 | 0.71 | 12/22/21 15:56 | |
| Methyl-tert-butyl ether | ug/L | ND | 0.50 | 0.42 | 12/22/21 15:56 | |
| Methylene Chloride | ug/L | ND | 2.0 | 2.0 | 12/22/21 15:56 | |
| n-Butylbenzene | ug/L | ND | 0.50 | 0.49 | 12/22/21 15:56 | |
| n-Propylbenzene | ug/L | ND | 0.50 | 0.34 | 12/22/21 15:56 | |
| Naphthalene | ug/L | ND | 2.0 | 0.64 | 12/22/21 15:56 | |
| o-Xylene | ug/L | ND | 0.50 | 0.34 | 12/22/21 15:56 | |
| sec-Butylbenzene | ug/L | ND | 0.50 | 0.40 | 12/22/21 15:56 | |
| Styrene | ug/L | ND | 0.50 | 0.29 | 12/22/21 15:56 | |
| tert-Butylbenzene | ug/L | ND | 0.50 | 0.32 | 12/22/21 15:56 | |
| Tetrachloroethene | ug/L | ND | 0.50 | 0.29 | 12/22/21 15:56 | |
| Toluene | ug/L | ND | 0.50 | 0.48 | 12/22/21 15:56 | |
| trans-1,2-Dichloroethene | ug/L | ND | 0.50 | 0.40 | 12/22/21 15:56 | |
| trans-1,3-Dichloropropene | ug/L | ND | 0.50 | 0.36 | 12/22/21 15:56 | |
| Trichloroethene | ug/L | ND | 0.50 | 0.38 | 12/22/21 15:56 | |
| Trichlorofluoromethane | ug/L | ND | 1.0 | 0.30 | 12/22/21 15:56 | |
| Vinyl chloride | ug/L | ND | 1.0 | 0.39 | 12/22/21 15:56 | |
| 1,2-Dichloroethane-d4 (S) | % | 91 | 70-130 | | 12/22/21 15:56 | |
| 4-Bromofluorobenzene (S) | % | 101 | 70-130 | | 12/22/21 15:56 | |
| Toluene-d8 (S) | % | 105 | 70-130 | | 12/22/21 15:56 | |

LABORATORY CONTROL SAMPLE: 3499354

| Parameter | Units | Spike Conc. | LCS Result | LCS % Rec | % Rec Limits | Qualifiers |
|---|---|---|---|---|---|---|
| 1,1,1,2-Tetrachloroethane | ug/L | 50 | 51.0 | 102 | 60-140 | |
| 1,1,1-Trichloroethane | ug/L | 50 | 51.2 | 102 | 60-140 | |
| 1,1,2,2-Tetrachloroethane | ug/L | 50 | 49.1 | 98 | 60-140 | |
| 1,1,2-Trichloroethane | ug/L | 50 | 53.2 | 106 | 60-140 | |
| 1,1-Dichloroethane | ug/L | 50 | 49.7 | 99 | 60-140 | |
| 1,1-Dichloroethene | ug/L | 50 | 48.4 | 97 | 60-140 | |
| 1,1-Dichloropropene | ug/L | 50 | 54.0 | 108 | 60-140 | |
| 1,2,3-Trichlorobenzene | ug/L | 50 | 53.5 | 107 | 60-140 | |
| 1,2,3-Trichloropropane | ug/L | 50 | 47.4 | 95 | 60-140 | |
| 1,2,4-Trichlorobenzene | ug/L | 50 | 53.1 | 106 | 60-140 | |
| 1,2,4-Trimethylbenzene | ug/L | 50 | 48.3 | 97 | 60-140 | |
| 1,2-Dibromo-3-chloropropane | ug/L | 50 | 51.4 | 103 | 60-140 | |
| 1,2-Dibromoethane (EDB) | ug/L | 50 | 51.7 | 103 | 60-140 | |
| 1,2-Dichlorobenzene | ug/L | 50 | 48.8 | 98 | 60-140 | |
| 1,2-Dichloroethane | ug/L | 50 | 48.5 | 97 | 60-140 | |
| 1,2-Dichloropropane | ug/L | 50 | 54.2 | 108 | 60-140 | |

**Results presented on this page are in the units indicated by the "Units" column except where an alternate unit is presented to the right of the result.**

## REPORT OF LABORATORY ANALYSIS

This report shall not be reproduced, except in full,
without the written consent of Pace Analytical Services, LLC.

**Pace Analytical Services, LLC**
9800 Kincey Ave. Suite 100
Huntersville, NC 28078
(704)875-9092

## QUALITY CONTROL DATA

Project: 2020-L1-2448 Incident
Pace Project No.: 92579396

LABORATORY CONTROL SAMPLE: 3499354

| Parameter | Units | Spike Conc. | LCS Result | LCS % Rec | % Rec Limits | Qualifiers |
|---|---|---|---|---|---|---|
| 1,3,5-Trimethylbenzene | ug/L | 50 | 48.6 | 97 | 60-140 | |
| 1,3-Dichlorobenzene | ug/L | 50 | 48.7 | 97 | 60-140 | |
| 1,3-Dichloropropane | ug/L | 50 | 50.6 | 101 | 60-140 | |
| 1,4-Dichlorobenzene | ug/L | 50 | 49.2 | 98 | 60-140 | |
| 2,2-Dichloropropane | ug/L | 50 | 50.6 | 101 | 60-140 | |
| 2-Chlorotoluene | ug/L | 50 | 49.2 | 98 | 60-140 | |
| 4-Chlorotoluene | ug/L | 50 | 46.1 | 92 | 60-140 | |
| Benzene | ug/L | 50 | 50.8 | 102 | 60-140 | |
| Bromobenzene | ug/L | 50 | 49.5 | 99 | 60-140 | |
| Bromochloromethane | ug/L | 50 | 53.8 | 108 | 60-140 | |
| Bromodichloromethane | ug/L | 50 | 50.6 | 101 | 60-140 | |
| Bromoform | ug/L | 50 | 52.6 | 105 | 60-140 | |
| Bromomethane | ug/L | 50 | 40.2 | 80 | 60-140 | |
| Carbon tetrachloride | ug/L | 50 | 50.0 | 100 | 60-140 | |
| Chlorobenzene | ug/L | 50 | 49.0 | 98 | 60-140 | |
| Chloroethane | ug/L | 50 | 43.9 | 88 | 60-140 | |
| Chloroform | ug/L | 50 | 47.1 | 94 | 60-140 | |
| Chloromethane | ug/L | 50 | 49.1 | 98 | 60-140 | |
| cis-1,2-Dichloroethene | ug/L | 50 | 49.7 | 99 | 60-140 | |
| cis-1,3-Dichloropropene | ug/L | 50 | 52.3 | 105 | 60-140 | |
| Dibromochloromethane | ug/L | 50 | 53.0 | 106 | 60-140 | |
| Dibromomethane | ug/L | 50 | 50.4 | 101 | 60-140 | |
| Dichlorodifluoromethane | ug/L | 50 | 41.9 | 84 | 60-140 | |
| Diisopropyl ether | ug/L | 50 | 51.4 | 103 | 60-140 | |
| Ethanol | ug/L | 2000 | 1780 | 89 | 60-140 | |
| Ethylbenzene | ug/L | 50 | 48.2 | 96 | 60-140 | |
| Hexachloro-1,3-butadiene | ug/L | 50 | 55.4 | 111 | 60-140 | |
| Isopropylbenzene (Cumene) | ug/L | 50 | 49.6 | 99 | 60-140 | |
| m&p-Xylene | ug/L | 100 | 96.1 | 96 | 60-140 | |
| Methyl-tert-butyl ether | ug/L | 50 | 53.6 | 107 | 60-140 | |
| Methylene Chloride | ug/L | 50 | 48.0 | 96 | 60-140 | |
| n-Butylbenzene | ug/L | 50 | 52.2 | 104 | 60-140 | |
| n-Propylbenzene | ug/L | 50 | 47.8 | 96 | 60-140 | |
| Naphthalene | ug/L | 50 | 51.9 | 104 | 60-140 | |
| o-Xylene | ug/L | 50 | 48.8 | 98 | 60-140 | |
| sec-Butylbenzene | ug/L | 50 | 46.9 | 94 | 60-140 | |
| Styrene | ug/L | 50 | 49.5 | 99 | 60-140 | |
| tert-Butylbenzene | ug/L | 50 | 40.5 | 81 | 60-140 | |
| Tetrachloroethene | ug/L | 50 | 49.2 | 98 | 60-140 | |
| Toluene | ug/L | 50 | 48.3 | 97 | 60-140 | |
| trans-1,2-Dichloroethene | ug/L | 50 | 50.9 | 102 | 60-140 | |
| trans-1,3-Dichloropropene | ug/L | 50 | 50.8 | 102 | 60-140 | |
| Trichloroethene | ug/L | 50 | 52.9 | 106 | 60-140 | |
| Trichlorofluoromethane | ug/L | 50 | 45.2 | 90 | 60-140 | |
| Vinyl chloride | ug/L | 50 | 48.9 | 98 | 60-140 | |
| 1,2-Dichloroethane-d4 (S) | % | | | 95 | 70-130 | |
| 4-Bromofluorobenzene (S) | % | | | 99 | 70-130 | |

**Results presented on this page are in the units indicated by the "Units" column except where an alternate unit is presented to the right of the result.**

## REPORT OF LABORATORY ANALYSIS

This report shall not be reproduced, except in full,
without the written consent of Pace Analytical Services, LLC.

**Pace Analytical Services, LLC**
9800 Kincey Ave. Suite 100
Huntersville, NC 28078
(704)875-9092

## QUALITY CONTROL DATA

Project: 2020-L1-2448 Incident
Pace Project No.: 92579396

LABORATORY CONTROL SAMPLE: 3499354

| Parameter | Units | Spike Conc. | LCS Result | LCS % Rec | % Rec Limits | Qualifiers |
|---|---|---|---|---|---|---|
| Toluene-d8 (S) | % | | | 99 | 70-130 | |

MATRIX SPIKE & MATRIX SPIKE DUPLICATE: 3499355 3499356

| Parameter | Units | 92578669001 Result | MS Spike Conc. | MSD Spike Conc. | MS Result | MSD Result | MS % Rec | MSD % Rec | % Rec Limits | RPD | Max RPD | Qual |
|---|---|---|---|---|---|---|---|---|---|---|---|---|
| 1,1,1,2-Tetrachloroethane | ug/L | ND | 4000 | 4000 | 4290 | 4260 | 107 | 107 | 60-140 | 1 | 30 | |
| 1,1,1-Trichloroethane | ug/L | ND | 4000 | 4000 | 4640 | 4720 | 116 | 118 | 60-140 | 2 | 30 | |
| 1,1,2,2-Tetrachloroethane | ug/L | ND | 4000 | 4000 | 4180 | 4210 | 104 | 105 | 60-140 | 1 | 30 | |
| 1,1,2-Trichloroethane | ug/L | ND | 4000 | 4000 | 4560 | 4560 | 114 | 114 | 60-140 | 0 | 30 | |
| 1,1-Dichloroethane | ug/L | ND | 4000 | 4000 | 4570 | 4670 | 114 | 117 | 60-140 | 2 | 30 | |
| 1,1-Dichloroethene | ug/L | ND | 4000 | 4000 | 4460 | 4590 | 111 | 115 | 60-140 | 3 | 30 | |
| 1,1-Dichloropropene | ug/L | ND | 4000 | 4000 | 4800 | 4810 | 120 | 120 | 60-140 | 0 | 30 | |
| 1,2,3-Trichlorobenzene | ug/L | ND | 4000 | 4000 | 3930 | 4160 | 98 | 104 | 60-140 | 6 | 30 | |
| 1,2,3-Trichloropropane | ug/L | ND | 4000 | 4000 | 4070 | 4050 | 102 | 101 | 60-140 | 0 | 30 | |
| 1,2,4-Trichlorobenzene | ug/L | ND | 4000 | 4000 | 4000 | 4220 | 100 | 106 | 60-140 | 5 | 30 | |
| 1,2,4-Trimethylbenzene | ug/L | 501 | 4000 | 4000 | 4610 | 4550 | 103 | 101 | 60-140 | 1 | 30 | |
| 1,2-Dibromo-3-chloropropane | ug/L | ND | 4000 | 4000 | 4120 | 4080 | 103 | 102 | 60-140 | 1 | 30 | |
| 1,2-Dibromoethane (EDB) | ug/L | ND | 4000 | 4000 | 4320 | 4230 | 108 | 106 | 60-140 | 2 | 30 | |
| 1,2-Dichlorobenzene | ug/L | ND | 4000 | 4000 | 4150 | 4140 | 104 | 103 | 60-140 | 0 | 30 | |
| 1,2-Dichloroethane | ug/L | ND | 4000 | 4000 | 4360 | 4340 | 109 | 108 | 60-140 | 1 | 30 | |
| 1,2-Dichloropropane | ug/L | ND | 4000 | 4000 | 4850 | 4820 | 121 | 121 | 60-140 | 1 | 30 | |
| 1,3,5-Trimethylbenzene | ug/L | 233 | 4000 | 4000 | 4500 | 4470 | 107 | 106 | 60-140 | 0 | 30 | |
| 1,3-Dichlorobenzene | ug/L | ND | 4000 | 4000 | 4160 | 4150 | 104 | 104 | 60-140 | 0 | 30 | |
| 1,3-Dichloropropane | ug/L | ND | 4000 | 4000 | 4320 | 4320 | 108 | 108 | 60-140 | 0 | 30 | |
| 1,4-Dichlorobenzene | ug/L | ND | 4000 | 4000 | 4230 | 4190 | 106 | 105 | 60-140 | 1 | 30 | |
| 2,2-Dichloropropane | ug/L | ND | 4000 | 4000 | 4280 | 4280 | 107 | 107 | 60-140 | 0 | 30 | |
| 2-Chlorotoluene | ug/L | ND | 4000 | 4000 | 4350 | 4250 | 109 | 106 | 60-140 | 2 | 30 | |
| 4-Chlorotoluene | ug/L | ND | 4000 | 4000 | 4130 | 4090 | 103 | 102 | 60-140 | 1 | 30 | |
| Benzene | ug/L | 359 | 4000 | 4000 | 5060 | 4940 | 118 | 115 | 60-140 | 2 | 30 | |
| Bromobenzene | ug/L | ND | 4000 | 4000 | 4300 | 4230 | 107 | 106 | 60-140 | 1 | 30 | |
| Bromochloromethane | ug/L | ND | 4000 | 4000 | 4720 | 4640 | 118 | 116 | 60-140 | 2 | 30 | |
| Bromodichloromethane | ug/L | ND | 4000 | 4000 | 4530 | 4570 | 113 | 114 | 60-140 | 1 | 30 | |
| Bromoform | ug/L | ND | 4000 | 4000 | 4120 | 4220 | 103 | 106 | 60-140 | 2 | 30 | |
| Bromomethane | ug/L | ND | 4000 | 4000 | 3460 | 3990 | 87 | 100 | 60-140 | 14 | 30 | |
| Carbon tetrachloride | ug/L | ND | 4000 | 4000 | 4660 | 4670 | 117 | 117 | 60-140 | 0 | 30 | |
| Chlorobenzene | ug/L | ND | 4000 | 4000 | 4410 | 4380 | 110 | 109 | 60-140 | 1 | 30 | |
| Chloroethane | ug/L | ND | 4000 | 4000 | 4620 | 4880 | 116 | 122 | 60-140 | 5 | 30 | |
| Chloroform | ug/L | ND | 4000 | 4000 | 4350 | 4370 | 109 | 109 | 60-140 | 0 | 30 | |
| Chloromethane | ug/L | ND | 4000 | 4000 | 4000 | 4150 | 100 | 104 | 60-140 | 4 | 30 | |
| cis-1,2-Dichloroethene | ug/L | ND | 4000 | 4000 | 4570 | 4580 | 114 | 115 | 60-140 | 0 | 30 | |
| cis-1,3-Dichloropropene | ug/L | ND | 4000 | 4000 | 4400 | 4380 | 110 | 110 | 60-140 | 0 | 30 | |
| Dibromochloromethane | ug/L | ND | 4000 | 4000 | 4330 | 4270 | 108 | 107 | 60-140 | 1 | 30 | |
| Dibromomethane | ug/L | ND | 4000 | 4000 | 4460 | 4480 | 112 | 112 | 60-140 | 0 | 30 | |

**Results presented on this page are in the units indicated by the "Units" column except where an alternate unit is presented to the right of the result.**

## REPORT OF LABORATORY ANALYSIS

This report shall not be reproduced, except in full,
without the written consent of Pace Analytical Services, LLC.

**Pace Analytical Services, LLC**
9800 Kincey Ave. Suite 100
Huntersville, NC 28078
(704)875-9092

## QUALITY CONTROL DATA

Project: 2020-L1-2448 Incident
Pace Project No.: 92579396

MATRIX SPIKE & MATRIX SPIKE DUPLICATE: 3499355 3499356

| Parameter | Units | 92578669001 Result | MS Spike Conc. | MSD Spike Conc. | MS Result | MSD Result | MS % Rec | MSD % Rec | % Rec Limits | RPD | Max RPD | Qual |
|---|---|---|---|---|---|---|---|---|---|---|---|---|
| Dichlorodifluoromethane | ug/L | ND | 4000 | 4000 | 3210 | 3280 | 80 | 82 | 60-140 | 2 | 30 | |
| Diisopropyl ether | ug/L | ND | 4000 | 4000 | 4240 | 4170 | 106 | 104 | 60-140 | 2 | 30 | |
| Ethanol | ug/L | ND | 160000 | 160000 | 153000 | 153000 | 96 | 96 | 60-140 | 0 | 30 | |
| Ethylbenzene | ug/L | 117 | 4000 | 4000 | 4510 | 4470 | 110 | 109 | 60-140 | 1 | 30 | |
| Hexachloro-1,3-butadiene | ug/L | ND | 4000 | 4000 | 4110 | 4130 | 103 | 103 | 60-140 | 0 | 30 | |
| Isopropylbenzene (Cumene) | ug/L | ND | 4000 | 4000 | 4500 | 4470 | 112 | 112 | 60-140 | 1 | 30 | |
| m&p-Xylene | ug/L | 767 | 8000 | 8000 | 9480 | 9380 | 109 | 108 | 60-140 | 1 | 30 | |
| Methyl-tert-butyl ether | ug/L | 27700 | 4000 | 4000 | 36200 | 34800 | 212 | 178 | 60-140 | 4 | 30 | M1 |
| Methylene Chloride | ug/L | ND | 4000 | 4000 | 4360 | 4340 | 109 | 109 | 60-140 | 0 | 30 | |
| n-Butylbenzene | ug/L | ND | 4000 | 4000 | 4150 | 4250 | 104 | 106 | 60-140 | 2 | 30 | |
| n-Propylbenzene | ug/L | ND | 4000 | 4000 | 4260 | 4160 | 106 | 103 | 60-140 | 2 | 30 | |
| Naphthalene | ug/L | 135J | 4000 | 4000 | 4020 | 4090 | 97 | 99 | 60-140 | 2 | 30 | |
| o-Xylene | ug/L | 854 | 4000 | 4000 | 5160 | 5170 | 108 | 108 | 60-140 | 0 | 30 | |
| sec-Butylbenzene | ug/L | ND | 4000 | 4000 | 4000 | 4060 | 100 | 102 | 60-140 | 2 | 30 | |
| Styrene | ug/L | ND | 4000 | 4000 | 4320 | 4390 | 108 | 110 | 60-140 | 2 | 30 | |
| tert-Butylbenzene | ug/L | ND | 4000 | 4000 | 3590 | 3560 | 90 | 89 | 60-140 | 1 | 30 | |
| Tetrachloroethene | ug/L | ND | 4000 | 4000 | 4270 | 4290 | 107 | 107 | 60-140 | 1 | 30 | |
| Toluene | ug/L | 103 | 4000 | 4000 | 4580 | 4570 | 112 | 112 | 60-140 | 0 | 30 | |
| trans-1,2-Dichloroethene | ug/L | ND | 4000 | 4000 | 4630 | 4660 | 116 | 116 | 60-140 | 1 | 30 | |
| trans-1,3-Dichloropropene | ug/L | ND | 4000 | 4000 | 4230 | 4190 | 106 | 105 | 60-140 | 1 | 30 | |
| Trichloroethene | ug/L | ND | 4000 | 4000 | 4780 | 4740 | 119 | 118 | 60-140 | 1 | 30 | |
| Trichlorofluoromethane | ug/L | ND | 4000 | 4000 | 4190 | 4270 | 105 | 107 | 60-140 | 2 | 30 | |
| Vinyl chloride | ug/L | ND | 4000 | 4000 | 4070 | 4140 | 102 | 103 | 60-140 | 2 | 30 | |
| 1,2-Dichloroethane-d4 (S) | % | | | | | | 96 | 97 | 70-130 | | | |
| 4-Bromofluorobenzene (S) | % | | | | | | 100 | 101 | 70-130 | | | |
| Toluene-d8 (S) | % | | | | | | 100 | 101 | 70-130 | | | |

**Results presented on this page are in the units indicated by the "Units" column except where an alternate unit is presented to the right of the result.**

## REPORT OF LABORATORY ANALYSIS

This report shall not be reproduced, except in full,
without the written consent of Pace Analytical Services, LLC.

**Pace Analytical Services, LLC**
9800 Kincey Ave. Suite 100
Huntersville, NC 28078
(704)875-9092

# QUALIFIERS

Project: 2020-L1-2448 Incident
Pace Project No.: 92579396

## DEFINITIONS

DF - Dilution Factor, if reported, represents the factor applied to the reported data due to dilution of the sample aliquot.

ND - Not Detected at or above adjusted reporting limit.

TNTC - Too Numerous To Count

J - Estimated concentration above the adjusted method detection limit and below the adjusted reporting limit.

MDL - Adjusted Method Detection Limit.

PQL - Practical Quantitation Limit.

RL - Reporting Limit - The lowest concentration value that meets project requirements for quantitative data with known precision and bias for a specific analyte in a specific matrix.

S - Surrogate

1,2-Diphenylhydrazine decomposes to and cannot be separated from Azobenzene using Method 8270. The result for each analyte is a combined concentration.

Consistent with EPA guidelines, unrounded data are displayed and have been used to calculate % recovery and RPD values.

LCS(D) - Laboratory Control Sample (Duplicate)

MS(D) - Matrix Spike (Duplicate)

DUP - Sample Duplicate

RPD - Relative Percent Difference

NC - Not Calculable.

SG - Silica Gel - Clean-Up

U - Indicates the compound was analyzed for, but not detected.

Acid preservation may not be appropriate for 2 Chloroethylvinyl ether.

A separate vial preserved to a pH of 4-5 is recommended in SW846 Chapter 4 for the analysis of Acrolein and Acrylonitrile by EPA Method 8260.

N-Nitrosodiphenylamine decomposes and cannot be separated from Diphenylamine using Method 8270. The result reported for each analyte is a combined concentration.

Reported results are not rounded until the final step prior to reporting. Therefore, calculated parameters that are typically reported as "Total" may vary slightly from the sum of the reported component parameters.

Pace Analytical is TNI accredited. Contact your Pace PM for the current list of accredited analytes.

TNI - The NELAC Institute.

## ANALYTE QUALIFIERS

| | |
|---|---|
| M1 | Matrix spike recovery exceeded QC limits. Batch accepted based on laboratory control sample (LCS) recovery. |
| N2 | The lab does not hold NELAC/TNI accreditation for this parameter but other accreditations/certifications may apply. A complete list of accreditations/certifications is available upon request. |



This report shall not be reproduced, except in full,
without the written consent of Pace Analytical Services, LLC.

**Pace Analytical Services, LLC**
9800 Kincey Ave. Suite 100
Huntersville, NC 28078
(704)875-9092

## QUALITY CONTROL DATA CROSS REFERENCE TABLE

Project: 2020-L1-2448 Incident
Pace Project No.: 92579396

| Lab ID | Sample ID | QC Batch Method | QC Batch | Analytical Method | Analytical Batch |
|---|---|---|---|---|---|
| **92579396001** | **14226_HC_RD** | MADEP VPH | 667692 | | |
| **92579396001** | **14226_HC_RD** | EPA 3010A | 668894 | EPA 6010D | 669318 |
| **92579396001** | **14226_HC_RD** | SM 6200B | 667976 | | |



This report shall not be reproduced, except in full,
without the written consent of Pace Analytical Services, LLC.

# CHAIN-OF-CUSTODY Analytical Request Document

Pace Analytical

Chain-of-Custody is a LEGAL DOCUMENT - Complete all relevent fields

**WO# : 92579396**

92579396

| | |
|---|---|
| Company: Apex Companies | Billing Information: |
| Address: | |
| Report To: Andrew Street | Email To: andrew.street@apexcos.com |
| Copy To: | Site Collection Info/Address: |
| Customer Project Name/Number: 2020-LI-2448 | State: NC County/City: Huntsville Time Zone Collected: [ ] PT [ ] MT [ ] CT [X] ET |
| Phone: / Email: | Site/Facility ID #: |
| Collected By (print): Vanessa Hunter | Purchase Order #: / Quote #: |
| Collected By (signature): | Turnaround Date Required: ASAP |
| Sample Disposal: [ ] Dispose as appropriate [ ] Return [ ] Archive: _____ [ ] Hold: _____ | Rush: [ ] Same Day [ ] Next Day [ ] 2 Day [ ] 3 Day [ ] 4 Day [ ] 5 Day (Expedite Charges Apply) |

Compliance Monitoring? [ ] Yes [ ] No

DW PWS ID #: / DW Location Code:

Immediately Packed on Ice: [ ] Yes [ ] No

Field Filtered (if applicable): [ ] Yes [ ] No

Analysis: _____

Container Preservative Type **: 3 3

Lab Project Manager:

** Preservative Types: (1) nitric acid, (2) sulfuric acid, (3) hydrochloric acid, (4) sodium hydroxide, (5) zinc acetate, (6) methanol, (7) sodium bisulfate, (8) sodium thiosulfate, (9) hexane, (A) ascorbic acid, (B) ammonium sulfate, (C) ammonium hydroxide, (D) TSP, (U) Unpreserved, (O) Other _____

Analyses: VOCs by 6200B | MADEP VPH | Lead

Lab Profile/Line:

Lab Sample Receipt Checklist:

| | |
|---|---|
| Custody Seals Present/Intact | Y (N) NA |
| Custody Signatures Present | Y (N) NA |
| Collector Signature Present | Y N NA |
| Bottles Intact | Y N NA |
| Correct Bottles | Y N NA |
| Sufficient Volume | Y N NA |
| Samples Received on Ice | Y N NA |
| VOA - Headspace Acceptable | Y N NA |
| USDA Regulated Soils | Y N (NA) |
| Samples in Holding Time | (Y) N NA |
| Residual Chlorine Present | Y N (NA) |
| Cl Strips: | |
| Sample pH Acceptable | (Y) N NA |
| pH Strips: 223819AV | |
| Sulfide Present | Y N (NA) |
| Lead Acetate Strips: | |

LAB USE ONLY:
Lab Sample # / Comments:
92579396

* Matrix Codes (Insert in Matrix box below): Drinking Water (DW), Ground Water (GW), Wastewater (WW), Product (P), Soil/Solid (SL), Oil (OL), Wipe (WP), Air (AR), Tissue (TS), Bioassay (B), Vapor (V), Other (OT)

| Customer Sample ID | Matrix * | Comp / Grab | Collected (or Composite Start) Date | Collected (or Composite Start) Time | Composite End Date | Composite End Time | Res Cl | # of Ctns | VOCs by 6200B | MADEP VPH | Lead | Lab Sample # / Comments |
|---|---|---|---|---|---|---|---|---|---|---|---|---|
| 14226-AC-RD | DW | G | 12/21/21 | 1055 | — | — | | 8 | X | X | X | 001 |
| | | | | | | | | | | | | |
| | | | | | | | | | | | | |
| | | | | | | | | | | | | |
| | | | | | | | | | | | | |
| | | | | | | | | | | | | |
| | | | | | | | | | | | | |
| | | | | | | | | | | | | |
| | | | | | | | | | | | | |
| | | | | | | | | | | | | |
| | | | | | | | | | | | | |

Customer Remarks / Special Conditions / Possible Hazards:

Type of Ice Used: Wet Blue Dry None

Packing Material Used: BB

Radchem sample(s) screened (<500 cpm): Y N NA

SHORT HOLDS PRESENT (<72 hours): Y N N/A

Lab Tracking #: 2601713

Samples received via: FEDEX UPS Client Courier Pace Courier

Lab Sample Temperature Info:
Temp Blank Received: Y N NA
Therm ID#: 92064
Cooler 1 Temp Upon Receipt: 2.7 oC
Cooler 1 Therm Corr. Factor: 0 oC
Cooler 1 Corrected Temp: 2.7 oC
Comments:

| Relinquished by/Company: (Signature) | Date/Time: | Received by/Company: (Signature) | Date/Time: |
|---|---|---|---|
| Apex | 12-21-21 1315 | APEX | 12-21-21 1345 |
| APEX | 12-21-21 1345 | PACE HVL | 12/21/21 13:45 |
| | | | |

MTJL LAB USE ONLY
Table #:
Acctnum:
Template:
Prelogin:
PM:
PB:

Trip Blank Received: Y N NA
HCL MeOH TSP Other

Non Conformance(s): YES / NO

Page: 1 of: 1

| Pace Analytical® | Document Name: Bottle Identification Form (BIF) | Document Issued: November 15, 2021 Page 1 of 1 |
|---|---|---|
| | Document No.: F-CAR-CS-043-Rev.01 | Issuing Authority: Pace Carolinas Quality Office |

***Check mark top half of box if pH and/or dechlorination is verified and within the acceptance range for preservation samples.**

Exceptions: VOA, Coliform, TOC, Oil and Grease, DRO/8015 (water) DOC, LLHg

****Bottom half of box is to list number of bottles**

Projec

**WO# : 92579396**

PM: AMB Due Date: 12/29/21

CLIENT: 92-APEX MOOR

| Matrix | Item# | BP4U-125 mL Plastic Unpreserved (N/A) (Cl-) | BP3U-250 mL Plastic Unpreserved (N/A) | BP2U-500 mL Plastic Unpreserved (N/A) | BP1U-1 liter Plastic Unpreserved (N/A) | BP4S-125 mL Plastic H2SO4 (pH < 2) (Cl-) | BP3N-250 mL plastic HNO3 (pH < 2) | BP4Z-125 mL Plastic ZN Acetate & NaOH (>9) | BP4B-125 mL Plastic NaOH (pH > 12) (Cl-) | WGFU-Wide-mouthed Glass jar Unpreserved | AG1U-1 liter Amber Unpreserved (N/A) (Cl-) | AG1H-1 liter Amber HCl (pH < 2) | AG3U-250 mL Amber Unpreserved (N/A) (Cl-) | AG1S-1 liter Amber H2SO4 (pH < 2) | AG3S-250 mL Amber H2SO4 (pH < 2) | AG3A(DG3A)-250 mL Amber NH4Cl (N/A)(Cl-) | DG9H-40 mL VOA HCl (N/A) | VG9T-40 mL VOA Na2S2O3 (N/A) | VG9U-40 mL VOA Unpreserved (N/A) | DG9P-40 mL VOA H3PO4 (N/A) | VOAK (3 vials per kit)-5035 kit (N/A) | V/GK (3 vials per kit)-VPH/Gas kit (N/A) | SP5T-125 mL Sterile Plastic (N/A – lab) | SP2T-250 mL Sterile Plastic (N/A – lab) | | BP3A-250 mL Plastic (NH2)2SO4 (9.3-9.7) | AG0U-100 mL Amber Unpreserved vials (N/A) | VSGU-20 mL Scintillation vials (N/A) | DG9U-40 mL Amber Unpreserved vials (N/A) |
|---|---|---|---|---|---|---|---|---|---|---|---|---|---|---|---|---|---|---|---|---|---|---|---|---|---|---|---|---|---|
| | 1 | | | | | | | | | | | | | | | | 7 | | | | | | | | | | | | |
| | 2 | | | | | | | | | | | | | | | | | | | | | | | | | | | | |
| | 3 | | | | | | | | | | | | | | | | | | | | | | | | | | | | |
| | 4 | | | | | | | | | | | | | | | | | | | | | | | | | | | | |
| | 5 | | | | | | | | | | | | | | | | | | | | | | | | | | | | |
| | 6 | | | | | | | | | | | | | | | | | | | | | | | | | | | | |
| | 7 | | | | | | | | | | | | | | | | | | | | | | | | | | | | |
| | 8 | | | | | | | | | | | | | | | | | | | | | | | | | | | | |
| | 9 | | | | | | | | | | | | | | | | | | | | | | | | | | | | |
| | 10 | | | | | | | | | | | | | | | | | | | | | | | | | | | | |
| | 11 | | | | | | | | | | | | | | | | | | | | | | | | | | | | |
| | 12 | | | | | | | | | | | | | | | | | | | | | | | | | | | | |

## pH Adjustment Log for Preserved Samples

| Sample ID | Type of Preservative | pH upon receipt | Date preservation adjusted | Time preservation adjusted | Amount of Preservative added | Lot # |
|---|---|---|---|---|---|---|
| | | | | | | |
| | | | | | | |
| | | | | | | |

Note: Whenever there is a discrepancy affecting North Carolina compliance samples, a copy of this form will be sent to the North Carolina DEHNR Certification Office (i.e. Out of hold, incorrect preservative, out of temp, incorrect containers.

**Pace Analytical Services, LLC**
9800 Kincey Ave. Suite 100
Huntersville, NC 28078
(704)875-9092

January 11, 2022

Andrew Street
Apex Companies - NC
5900 Northwoods Business Pkwy
Suite 5900-0
Charlotte, NC 28269

RE: Project: 2020-L1-2448 Incident
Pace Project No.: 92579400

Dear Andrew Street:

Enclosed are the analytical results for sample(s) received by the laboratory on December 21, 2021. The results relate only to the samples included in this report. Results reported herein conform to the applicable TNI/NELAC Standards and the laboratory's Quality Manual, where applicable, unless otherwise noted in the body of the report.

The test results provided in this final report were generated by each of the following laboratories within the Pace Network:

- Pace Analytical Services - Asheville
- Pace Analytical Services - Charlotte

If you have any questions concerning this report, please feel free to contact me.

Sincerely,

Angela M. Baioni

Angela Baioni
angela.baioni@pacelabs.com
(704)875-9092
Project Manager

Enclosures

cc: J Culbreath, Colonial Pipeline Company
Naomi Fretz, APEX Companies, LLC
Robert Hughes, Colonial Pipeline
Cameron Lee, Montrose-EPS
Jamie Moran, APEX Companies, LLC
Jeff Morrison, Colonial Pipeline Company
Tom Naumann, APEX Companies - NC
Joe Nicolette, Montrose-EPS
Kaitlyn Nootens, Apex Companies
Christopher Schultz, Apex Companies
Matt Teixeira, Apex Companies, LLC
Michael Verdon, Colonial Pipeline Company
JM Wyatt, Colonial Pipeline Company

**REPORT OF LABORATORY ANALYSIS**

This report shall not be reproduced, except in full,
without the written consent of Pace Analytical Services, LLC.

**Pace Analytical Services, LLC**
9800 Kincey Ave.  Suite 100
Huntersville, NC 28078
(704)875-9092

## CERTIFICATIONS

Project: 2020-L1-2448 Incident
Pace Project No.: 92579400

**Pace Analytical Services Charlotte**

South Carolina Laboratory ID: 99006
9800 Kincey Ave. Ste 100, Huntersville, NC 28078
North Carolina Drinking Water Certification #: 37706
North Carolina Field Services Certification #: 5342
North Carolina Wastewater Certification #: 12
South Carolina Laboratory ID: 99006
South Carolina Certification #: 99006001
South Carolina Drinking Water Cert. #: 99006003
Florida/NELAP Certification #: E87627
Kentucky UST Certification #: 84
Louisiana DoH Drinking Water #: LA029
Virginia/VELAP Certification #: 460221

**Pace Analytical Services Asheville**

2225 Riverside Drive, Asheville, NC  28804
Florida/NELAP Certification #: E87648
North Carolina Drinking Water Certification #: 37712
North Carolina Wastewater Certification #: 40
South Carolina Laboratory ID: 99030
South Carolina Certification #: 99030001
Virginia/VELAP Certification #: 460222



This report shall not be reproduced, except in full,
without the written consent of Pace Analytical Services, LLC.

**Pace Analytical Services, LLC**
9800 Kincey Ave. Suite 100
Huntersville, NC 28078
(704)875-9092

## SAMPLE SUMMARY

Project: 2020-L1-2448 Incident
Pace Project No.: 92579400

| Lab ID | Sample ID | Matrix | Date Collected | Date Received |
|---|---|---|---|---|
| **92579400001** | **14401_HC_RD** | Water | 12/21/21 09:33 | 12/21/21 13:45 |

**REPORT OF LABORATORY ANALYSIS**

This report shall not be reproduced, except in full,
without the written consent of Pace Analytical Services, LLC.

**Pace Analytical Services, LLC**
9800 Kincey Ave. Suite 100
Huntersville, NC 28078
(704)875-9092

## SAMPLE ANALYTE COUNT

Project: 2020-L1-2448 Incident
Pace Project No.: 92579400

| Lab ID | Sample ID | Method | Analysts | Analytes Reported | Laboratory |
|---|---|---|---|---|---|
| **92579400001** | **14401_HC_RD** | MADEP VPH | MAD | 6 | PASI-C |
| | | EPA 6010D | DS | 1 | PASI-A |
| | | SM 6200B | CL | 64 | PASI-C |

PASI-A = Pace Analytical Services - Asheville
PASI-C = Pace Analytical Services - Charlotte



This report shall not be reproduced, except in full,
without the written consent of Pace Analytical Services, LLC.

**Pace Analytical Services, LLC**
9800 Kincey Ave. Suite 100
Huntersville, NC 28078
(704)875-9092

## ANALYTICAL RESULTS

Project: 2020-L1-2448 Incident
Pace Project No.: 92579400

**Sample: 14401_HC_RD** **Lab ID: 92579400001** Collected: 12/21/21 09:33 Received: 12/21/21 13:45 Matrix: Water

| Parameters | Results | Units | Report Limit | MDL | DF | Prepared | Analyzed | CAS No. | Qual |
|---|---|---|---|---|---|---|---|---|---|
| **VPH NC Water** | Analytical Method: MADEP VPH<br>Pace Analytical Services - Charlotte | | | | | | | | |
| Total VPH (C5-C12) | ND | ug/L | 50.0 | 50.0 | 1 | | 12/22/21 00:51 | | N2 |
| Aliphatic (C05-C08) | ND | ug/L | 50.0 | 50.0 | 1 | | 12/22/21 00:51 | | N2 |
| Aliphatic(C09-C12) Adjusted | ND | ug/L | 50.0 | 50.0 | 1 | | 12/22/21 00:51 | | N2 |
| Aromatic (C09-C10) | ND | ug/L | 50.0 | 50.0 | 1 | | 12/22/21 00:51 | | N2 |
| ***Surrogates*** | | | | | | | | | |
| 4-Bromofluorobenzene (FID) (S) | 94 | % | 70-130 | | 1 | | 12/22/21 00:51 | 460-00-4 | |
| 4-Bromofluorobenzene (PID) (S) | 88 | % | 70-130 | | 1 | | 12/22/21 00:51 | 460-00-4 | |
| **6010 MET ICP** | Analytical Method: EPA 6010D Preparation Method: EPA 3010A<br>Pace Analytical Services - Asheville | | | | | | | | |
| Lead | **8.1** | ug/L | 5.0 | 4.5 | 1 | 12/30/21 15:01 | 01/07/22 18:01 | 7439-92-1 | |
| **6200B MSV** | Analytical Method: SM 6200B<br>Pace Analytical Services - Charlotte | | | | | | | | |
| Benzene | ND | ug/L | 0.50 | 0.34 | 1 | | 12/22/21 20:52 | 71-43-2 | |
| Bromobenzene | ND | ug/L | 0.50 | 0.29 | 1 | | 12/22/21 20:52 | 108-86-1 | |
| Bromochloromethane | ND | ug/L | 0.50 | 0.47 | 1 | | 12/22/21 20:52 | 74-97-5 | |
| Bromodichloromethane | ND | ug/L | 0.50 | 0.31 | 1 | | 12/22/21 20:52 | 75-27-4 | |
| Bromoform | ND | ug/L | 0.50 | 0.34 | 1 | | 12/22/21 20:52 | 75-25-2 | |
| Bromomethane | ND | ug/L | 5.0 | 1.7 | 1 | | 12/22/21 20:52 | 74-83-9 | |
| n-Butylbenzene | ND | ug/L | 0.50 | 0.49 | 1 | | 12/22/21 20:52 | 104-51-8 | |
| sec-Butylbenzene | ND | ug/L | 0.50 | 0.40 | 1 | | 12/22/21 20:52 | 135-98-8 | |
| tert-Butylbenzene | ND | ug/L | 0.50 | 0.32 | 1 | | 12/22/21 20:52 | 98-06-6 | |
| Carbon tetrachloride | ND | ug/L | 0.50 | 0.33 | 1 | | 12/22/21 20:52 | 56-23-5 | |
| Chlorobenzene | ND | ug/L | 0.50 | 0.28 | 1 | | 12/22/21 20:52 | 108-90-7 | |
| Chloroethane | ND | ug/L | 1.0 | 0.65 | 1 | | 12/22/21 20:52 | 75-00-3 | |
| Chloroform | ND | ug/L | 0.50 | 0.35 | 1 | | 12/22/21 20:52 | 67-66-3 | |
| Chloromethane | ND | ug/L | 1.0 | 0.54 | 1 | | 12/22/21 20:52 | 74-87-3 | |
| 2-Chlorotoluene | ND | ug/L | 0.50 | 0.32 | 1 | | 12/22/21 20:52 | 95-49-8 | |
| 4-Chlorotoluene | ND | ug/L | 0.50 | 0.32 | 1 | | 12/22/21 20:52 | 106-43-4 | |
| 1,2-Dibromo-3-chloropropane | ND | ug/L | 1.0 | 0.34 | 1 | | 12/22/21 20:52 | 96-12-8 | |
| Dibromochloromethane | ND | ug/L | 0.50 | 0.36 | 1 | | 12/22/21 20:52 | 124-48-1 | |
| 1,2-Dibromoethane (EDB) | ND | ug/L | 0.50 | 0.27 | 1 | | 12/22/21 20:52 | 106-93-4 | |
| Dibromomethane | ND | ug/L | 0.50 | 0.39 | 1 | | 12/22/21 20:52 | 74-95-3 | |
| 1,2-Dichlorobenzene | ND | ug/L | 0.50 | 0.34 | 1 | | 12/22/21 20:52 | 95-50-1 | |
| 1,3-Dichlorobenzene | ND | ug/L | 0.50 | 0.34 | 1 | | 12/22/21 20:52 | 541-73-1 | |
| 1,4-Dichlorobenzene | ND | ug/L | 0.50 | 0.33 | 1 | | 12/22/21 20:52 | 106-46-7 | |
| Dichlorodifluoromethane | ND | ug/L | 0.50 | 0.35 | 1 | | 12/22/21 20:52 | 75-71-8 | |
| 1,1-Dichloroethane | ND | ug/L | 0.50 | 0.37 | 1 | | 12/22/21 20:52 | 75-34-3 | |
| 1,2-Dichloroethane | ND | ug/L | 0.50 | 0.32 | 1 | | 12/22/21 20:52 | 107-06-2 | |
| 1,1-Dichloroethene | ND | ug/L | 0.50 | 0.35 | 1 | | 12/22/21 20:52 | 75-35-4 | |
| cis-1,2-Dichloroethene | ND | ug/L | 0.50 | 0.38 | 1 | | 12/22/21 20:52 | 156-59-2 | |
| trans-1,2-Dichloroethene | ND | ug/L | 0.50 | 0.40 | 1 | | 12/22/21 20:52 | 156-60-5 | |
| 1,2-Dichloropropane | ND | ug/L | 0.50 | 0.36 | 1 | | 12/22/21 20:52 | 78-87-5 | |
| 1,3-Dichloropropane | ND | ug/L | 0.50 | 0.28 | 1 | | 12/22/21 20:52 | 142-28-9 | |

## REPORT OF LABORATORY ANALYSIS

This report shall not be reproduced, except in full,
without the written consent of Pace Analytical Services, LLC.

**Pace Analytical Services, LLC**
9800 Kincey Ave. Suite 100
Huntersville, NC 28078
(704)875-9092

## ANALYTICAL RESULTS

Project: 2020-L1-2448 Incident
Pace Project No.: 92579400

**Sample: 14401_HC_RD** **Lab ID: 92579400001** Collected: 12/21/21 09:33 Received: 12/21/21 13:45 Matrix: Water

| Parameters | Results | Units | Report Limit | MDL | DF | Prepared | Analyzed | CAS No. | Qual |
|---|---|---|---|---|---|---|---|---|---|
| **6200B MSV** | Analytical Method: SM 6200B<br>Pace Analytical Services - Charlotte | | | | | | | | |
| 2,2-Dichloropropane | ND | ug/L | 0.50 | 0.39 | 1 | | 12/22/21 20:52 | 594-20-7 | |
| 1,1-Dichloropropene | ND | ug/L | 0.50 | 0.43 | 1 | | 12/22/21 20:52 | 563-58-6 | |
| cis-1,3-Dichloropropene | ND | ug/L | 0.50 | 0.36 | 1 | | 12/22/21 20:52 | 10061-01-5 | |
| trans-1,3-Dichloropropene | ND | ug/L | 0.50 | 0.36 | 1 | | 12/22/21 20:52 | 10061-02-6 | |
| Diisopropyl ether | ND | ug/L | 0.50 | 0.31 | 1 | | 12/22/21 20:52 | 108-20-3 | |
| Ethanol | ND | ug/L | 200 | 72.2 | 1 | | 12/22/21 20:52 | 64-17-5 | |
| Ethylbenzene | ND | ug/L | 0.50 | 0.30 | 1 | | 12/22/21 20:52 | 100-41-4 | |
| Hexachloro-1,3-butadiene | ND | ug/L | 2.0 | 1.5 | 1 | | 12/22/21 20:52 | 87-68-3 | |
| Isopropylbenzene (Cumene) | ND | ug/L | 0.50 | 0.33 | 1 | | 12/22/21 20:52 | 98-82-8 | |
| Methylene Chloride | ND | ug/L | 2.0 | 2.0 | 1 | | 12/22/21 20:52 | 75-09-2 | |
| Methyl-tert-butyl ether | ND | ug/L | 0.50 | 0.42 | 1 | | 12/22/21 20:52 | 1634-04-4 | |
| Naphthalene | ND | ug/L | 2.0 | 0.64 | 1 | | 12/22/21 20:52 | 91-20-3 | |
| n-Propylbenzene | ND | ug/L | 0.50 | 0.34 | 1 | | 12/22/21 20:52 | 103-65-1 | |
| Styrene | ND | ug/L | 0.50 | 0.29 | 1 | | 12/22/21 20:52 | 100-42-5 | |
| 1,1,1,2-Tetrachloroethane | ND | ug/L | 0.50 | 0.31 | 1 | | 12/22/21 20:52 | 630-20-6 | |
| 1,1,2,2-Tetrachloroethane | ND | ug/L | 0.50 | 0.22 | 1 | | 12/22/21 20:52 | 79-34-5 | |
| Tetrachloroethene | ND | ug/L | 0.50 | 0.29 | 1 | | 12/22/21 20:52 | 127-18-4 | |
| Toluene | ND | ug/L | 0.50 | 0.48 | 1 | | 12/22/21 20:52 | 108-88-3 | |
| 1,2,3-Trichlorobenzene | ND | ug/L | 2.0 | 0.81 | 1 | | 12/22/21 20:52 | 87-61-6 | |
| 1,2,4-Trichlorobenzene | ND | ug/L | 2.0 | 0.64 | 1 | | 12/22/21 20:52 | 120-82-1 | |
| 1,1,1-Trichloroethane | ND | ug/L | 0.50 | 0.33 | 1 | | 12/22/21 20:52 | 71-55-6 | |
| 1,1,2-Trichloroethane | ND | ug/L | 0.50 | 0.32 | 1 | | 12/22/21 20:52 | 79-00-5 | |
| Trichloroethene | ND | ug/L | 0.50 | 0.38 | 1 | | 12/22/21 20:52 | 79-01-6 | |
| Trichlorofluoromethane | ND | ug/L | 1.0 | 0.30 | 1 | | 12/22/21 20:52 | 75-69-4 | |
| 1,2,3-Trichloropropane | ND | ug/L | 0.50 | 0.26 | 1 | | 12/22/21 20:52 | 96-18-4 | |
| 1,2,4-Trimethylbenzene | ND | ug/L | 0.50 | 0.50 | 1 | | 12/22/21 20:52 | 95-63-6 | |
| 1,3,5-Trimethylbenzene | ND | ug/L | 0.50 | 0.33 | 1 | | 12/22/21 20:52 | 108-67-8 | |
| Vinyl chloride | ND | ug/L | 1.0 | 0.39 | 1 | | 12/22/21 20:52 | 75-01-4 | |
| m&p-Xylene | ND | ug/L | 1.0 | 0.71 | 1 | | 12/22/21 20:52 | 179601-23-1 | |
| o-Xylene | ND | ug/L | 0.50 | 0.34 | 1 | | 12/22/21 20:52 | 95-47-6 | |
| ***Surrogates*** | | | | | | | | | |
| 1,2-Dichloroethane-d4 (S) | 90 | % | 70-130 | | 1 | | 12/22/21 20:52 | 17060-07-0 | |
| 4-Bromofluorobenzene (S) | 102 | % | 70-130 | | 1 | | 12/22/21 20:52 | 460-00-4 | |
| Toluene-d8 (S) | 106 | % | 70-130 | | 1 | | 12/22/21 20:52 | 2037-26-5 | |

## REPORT OF LABORATORY ANALYSIS

This report shall not be reproduced, except in full,
without the written consent of Pace Analytical Services, LLC.

**Pace Analytical Services, LLC**
9800 Kincey Ave. Suite 100
Huntersville, NC 28078
(704)875-9092

## QUALITY CONTROL DATA

Project: 2020-L1-2448 Incident
Pace Project No.: 92579400

QC Batch: 667692
QC Batch Method: MADEP VPH
Analysis Method: MADEP VPH
Analysis Description: VPH NC Water
Laboratory: Pace Analytical Services - Charlotte
Associated Lab Samples: 92579400001

METHOD BLANK: 3498009 Matrix: Water
Associated Lab Samples: 92579400001

| Parameter | Units | Blank Result | Reporting Limit | MDL | Analyzed | Qualifiers |
|---|---|---|---|---|---|---|
| Aliphatic (C05-C08) | ug/L | ND | 50.0 | 50.0 | 12/21/21 19:40 | N2 |
| Aromatic (C09-C10) | ug/L | ND | 50.0 | 50.0 | 12/21/21 19:40 | N2 |
| 4-Bromofluorobenzene (FID) (S) | % | 95 | 70-130 | | 12/21/21 19:40 | |
| 4-Bromofluorobenzene (PID) (S) | % | 90 | 70-130 | | 12/21/21 19:40 | |

LABORATORY CONTROL SAMPLE & LCSD: 3498010 3498011

| Parameter | Units | Spike Conc. | LCS Result | LCSD Result | LCS % Rec | LCSD % Rec | % Rec Limits | RPD | Max RPD | Qualifiers |
|---|---|---|---|---|---|---|---|---|---|---|
| Aliphatic (C05-C08) | ug/L | 300 | 300 | 297 | 100 | 99 | 70-130 | 1 | 25 | N2 |
| Aromatic (C09-C10) | ug/L | 100 | 103 | 108 | 103 | 108 | 70-130 | 4 | 25 | N2 |
| 4-Bromofluorobenzene (FID) (S) | % | | | | 97 | 98 | 70-130 | | | |
| 4-Bromofluorobenzene (PID) (S) | % | | | | 87 | 90 | 70-130 | | | |

**Results presented on this page are in the units indicated by the "Units" column except where an alternate unit is presented to the right of the result.**

## REPORT OF LABORATORY ANALYSIS

This report shall not be reproduced, except in full,
without the written consent of Pace Analytical Services, LLC.

**Pace Analytical Services, LLC**
9800 Kincey Ave. Suite 100
Huntersville, NC 28078
(704)875-9092

## QUALITY CONTROL DATA

Project: 2020-L1-2448 Incident
Pace Project No.: 92579400

QC Batch: 668894
QC Batch Method: EPA 3010A
Analysis Method: EPA 6010D
Analysis Description: 6010 MET
Laboratory: Pace Analytical Services - Asheville
Associated Lab Samples: 92579400001

METHOD BLANK: 3503161 Matrix: Water
Associated Lab Samples: 92579400001

| Parameter | Units | Blank Result | Reporting Limit | MDL | Analyzed | Qualifiers |
|---|---|---|---|---|---|---|
| Lead | ug/L | ND | 5.0 | 4.5 | 01/07/22 17:10 | |

LABORATORY CONTROL SAMPLE: 3503162

| Parameter | Units | Spike Conc. | LCS Result | LCS % Rec | % Rec Limits | Qualifiers |
|---|---|---|---|---|---|---|
| Lead | ug/L | 500 | 516 | 103 | 80-120 | |

MATRIX SPIKE & MATRIX SPIKE DUPLICATE: 3503163 3503164

| Parameter | Units | 92578300001 Result | MS Spike Conc. | MSD Spike Conc. | MS Result | MSD Result | MS % Rec | MSD % Rec | % Rec Limits | RPD | Max RPD | Qual |
|---|---|---|---|---|---|---|---|---|---|---|---|---|
| Lead | ug/L | 8.4 | 500 | 500 | 501 | 506 | 99 | 99 | 75-125 | 1 | 20 | |

**Results presented on this page are in the units indicated by the "Units" column except where an alternate unit is presented to the right of the result.**

## REPORT OF LABORATORY ANALYSIS

This report shall not be reproduced, except in full,
without the written consent of Pace Analytical Services, LLC.

Pace Analytical Services, LLC
9800 Kincey Ave. Suite 100
Huntersville, NC 28078
(704)875-9092

## QUALITY CONTROL DATA

Project: 2020-L1-2448 Incident
Pace Project No.: 92579400

QC Batch: 667976
QC Batch Method: SM 6200B
Analysis Method: SM 6200B
Analysis Description: 6200B MSV
Laboratory: Pace Analytical Services - Charlotte

Associated Lab Samples: 92579400001

METHOD BLANK: 3499353 Matrix: Water
Associated Lab Samples: 92579400001

| Parameter | Units | Blank Result | Reporting Limit | MDL | Analyzed | Qualifiers |
|---|---|---|---|---|---|---|
| 1,1,1,2-Tetrachloroethane | ug/L | ND | 0.50 | 0.31 | 12/22/21 15:56 | |
| 1,1,1-Trichloroethane | ug/L | ND | 0.50 | 0.33 | 12/22/21 15:56 | |
| 1,1,2,2-Tetrachloroethane | ug/L | ND | 0.50 | 0.22 | 12/22/21 15:56 | |
| 1,1,2-Trichloroethane | ug/L | ND | 0.50 | 0.32 | 12/22/21 15:56 | |
| 1,1-Dichloroethane | ug/L | ND | 0.50 | 0.37 | 12/22/21 15:56 | |
| 1,1-Dichloroethene | ug/L | ND | 0.50 | 0.35 | 12/22/21 15:56 | |
| 1,1-Dichloropropene | ug/L | ND | 0.50 | 0.43 | 12/22/21 15:56 | |
| 1,2,3-Trichlorobenzene | ug/L | ND | 2.0 | 0.81 | 12/22/21 15:56 | |
| 1,2,3-Trichloropropane | ug/L | ND | 0.50 | 0.26 | 12/22/21 15:56 | |
| 1,2,4-Trichlorobenzene | ug/L | ND | 2.0 | 0.64 | 12/22/21 15:56 | |
| 1,2,4-Trimethylbenzene | ug/L | ND | 0.50 | 0.50 | 12/22/21 15:56 | |
| 1,2-Dibromo-3-chloropropane | ug/L | ND | 1.0 | 0.34 | 12/22/21 15:56 | |
| 1,2-Dibromoethane (EDB) | ug/L | ND | 0.50 | 0.27 | 12/22/21 15:56 | |
| 1,2-Dichlorobenzene | ug/L | ND | 0.50 | 0.34 | 12/22/21 15:56 | |
| 1,2-Dichloroethane | ug/L | ND | 0.50 | 0.32 | 12/22/21 15:56 | |
| 1,2-Dichloropropane | ug/L | ND | 0.50 | 0.36 | 12/22/21 15:56 | |
| 1,3,5-Trimethylbenzene | ug/L | ND | 0.50 | 0.33 | 12/22/21 15:56 | |
| 1,3-Dichlorobenzene | ug/L | ND | 0.50 | 0.34 | 12/22/21 15:56 | |
| 1,3-Dichloropropane | ug/L | ND | 0.50 | 0.28 | 12/22/21 15:56 | |
| 1,4-Dichlorobenzene | ug/L | ND | 0.50 | 0.33 | 12/22/21 15:56 | |
| 2,2-Dichloropropane | ug/L | ND | 0.50 | 0.39 | 12/22/21 15:56 | |
| 2-Chlorotoluene | ug/L | ND | 0.50 | 0.32 | 12/22/21 15:56 | |
| 4-Chlorotoluene | ug/L | ND | 0.50 | 0.32 | 12/22/21 15:56 | |
| Benzene | ug/L | ND | 0.50 | 0.34 | 12/22/21 15:56 | |
| Bromobenzene | ug/L | ND | 0.50 | 0.29 | 12/22/21 15:56 | |
| Bromochloromethane | ug/L | ND | 0.50 | 0.47 | 12/22/21 15:56 | |
| Bromodichloromethane | ug/L | ND | 0.50 | 0.31 | 12/22/21 15:56 | |
| Bromoform | ug/L | ND | 0.50 | 0.34 | 12/22/21 15:56 | |
| Bromomethane | ug/L | ND | 5.0 | 1.7 | 12/22/21 15:56 | |
| Carbon tetrachloride | ug/L | ND | 0.50 | 0.33 | 12/22/21 15:56 | |
| Chlorobenzene | ug/L | ND | 0.50 | 0.28 | 12/22/21 15:56 | |
| Chloroethane | ug/L | ND | 1.0 | 0.65 | 12/22/21 15:56 | |
| Chloroform | ug/L | ND | 0.50 | 0.35 | 12/22/21 15:56 | |
| Chloromethane | ug/L | ND | 1.0 | 0.54 | 12/22/21 15:56 | |
| cis-1,2-Dichloroethene | ug/L | ND | 0.50 | 0.38 | 12/22/21 15:56 | |
| cis-1,3-Dichloropropene | ug/L | ND | 0.50 | 0.36 | 12/22/21 15:56 | |
| Dibromochloromethane | ug/L | ND | 0.50 | 0.36 | 12/22/21 15:56 | |
| Dibromomethane | ug/L | ND | 0.50 | 0.39 | 12/22/21 15:56 | |
| Dichlorodifluoromethane | ug/L | ND | 0.50 | 0.35 | 12/22/21 15:56 | |
| Diisopropyl ether | ug/L | ND | 0.50 | 0.31 | 12/22/21 15:56 | |

**Results presented on this page are in the units indicated by the "Units" column except where an alternate unit is presented to the right of the result.**

## REPORT OF LABORATORY ANALYSIS

This report shall not be reproduced, except in full,
without the written consent of Pace Analytical Services, LLC.

Pace Analytical Services, LLC
9800 Kincey Ave. Suite 100
Huntersville, NC 28078
(704)875-9092

## QUALITY CONTROL DATA

Project: 2020-L1-2448 Incident
Pace Project No.: 92579400

METHOD BLANK: 3499353 Matrix: Water
Associated Lab Samples: 92579400001

| Parameter | Units | Blank Result | Reporting Limit | MDL | Analyzed | Qualifiers |
|---|---|---|---|---|---|---|
| Ethanol | ug/L | ND | 200 | 72.2 | 12/22/21 15:56 | |
| Ethylbenzene | ug/L | ND | 0.50 | 0.30 | 12/22/21 15:56 | |
| Hexachloro-1,3-butadiene | ug/L | ND | 2.0 | 1.5 | 12/22/21 15:56 | |
| Isopropylbenzene (Cumene) | ug/L | ND | 0.50 | 0.33 | 12/22/21 15:56 | |
| m&p-Xylene | ug/L | ND | 1.0 | 0.71 | 12/22/21 15:56 | |
| Methyl-tert-butyl ether | ug/L | ND | 0.50 | 0.42 | 12/22/21 15:56 | |
| Methylene Chloride | ug/L | ND | 2.0 | 2.0 | 12/22/21 15:56 | |
| n-Butylbenzene | ug/L | ND | 0.50 | 0.49 | 12/22/21 15:56 | |
| n-Propylbenzene | ug/L | ND | 0.50 | 0.34 | 12/22/21 15:56 | |
| Naphthalene | ug/L | ND | 2.0 | 0.64 | 12/22/21 15:56 | |
| o-Xylene | ug/L | ND | 0.50 | 0.34 | 12/22/21 15:56 | |
| sec-Butylbenzene | ug/L | ND | 0.50 | 0.40 | 12/22/21 15:56 | |
| Styrene | ug/L | ND | 0.50 | 0.29 | 12/22/21 15:56 | |
| tert-Butylbenzene | ug/L | ND | 0.50 | 0.32 | 12/22/21 15:56 | |
| Tetrachloroethene | ug/L | ND | 0.50 | 0.29 | 12/22/21 15:56 | |
| Toluene | ug/L | ND | 0.50 | 0.48 | 12/22/21 15:56 | |
| trans-1,2-Dichloroethene | ug/L | ND | 0.50 | 0.40 | 12/22/21 15:56 | |
| trans-1,3-Dichloropropene | ug/L | ND | 0.50 | 0.36 | 12/22/21 15:56 | |
| Trichloroethene | ug/L | ND | 0.50 | 0.38 | 12/22/21 15:56 | |
| Trichlorofluoromethane | ug/L | ND | 1.0 | 0.30 | 12/22/21 15:56 | |
| Vinyl chloride | ug/L | ND | 1.0 | 0.39 | 12/22/21 15:56 | |
| 1,2-Dichloroethane-d4 (S) | % | 91 | 70-130 | | 12/22/21 15:56 | |
| 4-Bromofluorobenzene (S) | % | 101 | 70-130 | | 12/22/21 15:56 | |
| Toluene-d8 (S) | % | 105 | 70-130 | | 12/22/21 15:56 | |

LABORATORY CONTROL SAMPLE: 3499354

| Parameter | Units | Spike Conc. | LCS Result | LCS % Rec | % Rec Limits | Qualifiers |
|---|---|---|---|---|---|---|
| 1,1,1,2-Tetrachloroethane | ug/L | 50 | 51.0 | 102 | 60-140 | |
| 1,1,1-Trichloroethane | ug/L | 50 | 51.2 | 102 | 60-140 | |
| 1,1,2,2-Tetrachloroethane | ug/L | 50 | 49.1 | 98 | 60-140 | |
| 1,1,2-Trichloroethane | ug/L | 50 | 53.2 | 106 | 60-140 | |
| 1,1-Dichloroethane | ug/L | 50 | 49.7 | 99 | 60-140 | |
| 1,1-Dichloroethene | ug/L | 50 | 48.4 | 97 | 60-140 | |
| 1,1-Dichloropropene | ug/L | 50 | 54.0 | 108 | 60-140 | |
| 1,2,3-Trichlorobenzene | ug/L | 50 | 53.5 | 107 | 60-140 | |
| 1,2,3-Trichloropropane | ug/L | 50 | 47.4 | 95 | 60-140 | |
| 1,2,4-Trichlorobenzene | ug/L | 50 | 53.1 | 106 | 60-140 | |
| 1,2,4-Trimethylbenzene | ug/L | 50 | 48.3 | 97 | 60-140 | |
| 1,2-Dibromo-3-chloropropane | ug/L | 50 | 51.4 | 103 | 60-140 | |
| 1,2-Dibromoethane (EDB) | ug/L | 50 | 51.7 | 103 | 60-140 | |
| 1,2-Dichlorobenzene | ug/L | 50 | 48.8 | 98 | 60-140 | |
| 1,2-Dichloroethane | ug/L | 50 | 48.5 | 97 | 60-140 | |
| 1,2-Dichloropropane | ug/L | 50 | 54.2 | 108 | 60-140 | |

**Results presented on this page are in the units indicated by the "Units" column except where an alternate unit is presented to the right of the result.**

## REPORT OF LABORATORY ANALYSIS

This report shall not be reproduced, except in full,
without the written consent of Pace Analytical Services, LLC.

**Pace Analytical Services, LLC**
9800 Kincey Ave. Suite 100
Huntersville, NC 28078
(704)875-9092

## QUALITY CONTROL DATA

Project: 2020-L1-2448 Incident
Pace Project No.: 92579400

LABORATORY CONTROL SAMPLE: 3499354

| Parameter | Units | Spike Conc. | LCS Result | LCS % Rec | % Rec Limits | Qualifiers |
|---|---|---|---|---|---|---|
| 1,3,5-Trimethylbenzene | ug/L | 50 | 48.6 | 97 | 60-140 | |
| 1,3-Dichlorobenzene | ug/L | 50 | 48.7 | 97 | 60-140 | |
| 1,3-Dichloropropane | ug/L | 50 | 50.6 | 101 | 60-140 | |
| 1,4-Dichlorobenzene | ug/L | 50 | 49.2 | 98 | 60-140 | |
| 2,2-Dichloropropane | ug/L | 50 | 50.6 | 101 | 60-140 | |
| 2-Chlorotoluene | ug/L | 50 | 49.2 | 98 | 60-140 | |
| 4-Chlorotoluene | ug/L | 50 | 46.1 | 92 | 60-140 | |
| Benzene | ug/L | 50 | 50.8 | 102 | 60-140 | |
| Bromobenzene | ug/L | 50 | 49.5 | 99 | 60-140 | |
| Bromochloromethane | ug/L | 50 | 53.8 | 108 | 60-140 | |
| Bromodichloromethane | ug/L | 50 | 50.6 | 101 | 60-140 | |
| Bromoform | ug/L | 50 | 52.6 | 105 | 60-140 | |
| Bromomethane | ug/L | 50 | 40.2 | 80 | 60-140 | |
| Carbon tetrachloride | ug/L | 50 | 50.0 | 100 | 60-140 | |
| Chlorobenzene | ug/L | 50 | 49.0 | 98 | 60-140 | |
| Chloroethane | ug/L | 50 | 43.9 | 88 | 60-140 | |
| Chloroform | ug/L | 50 | 47.1 | 94 | 60-140 | |
| Chloromethane | ug/L | 50 | 49.1 | 98 | 60-140 | |
| cis-1,2-Dichloroethene | ug/L | 50 | 49.7 | 99 | 60-140 | |
| cis-1,3-Dichloropropene | ug/L | 50 | 52.3 | 105 | 60-140 | |
| Dibromochloromethane | ug/L | 50 | 53.0 | 106 | 60-140 | |
| Dibromomethane | ug/L | 50 | 50.4 | 101 | 60-140 | |
| Dichlorodifluoromethane | ug/L | 50 | 41.9 | 84 | 60-140 | |
| Diisopropyl ether | ug/L | 50 | 51.4 | 103 | 60-140 | |
| Ethanol | ug/L | 2000 | 1780 | 89 | 60-140 | |
| Ethylbenzene | ug/L | 50 | 48.2 | 96 | 60-140 | |
| Hexachloro-1,3-butadiene | ug/L | 50 | 55.4 | 111 | 60-140 | |
| Isopropylbenzene (Cumene) | ug/L | 50 | 49.6 | 99 | 60-140 | |
| m&p-Xylene | ug/L | 100 | 96.1 | 96 | 60-140 | |
| Methyl-tert-butyl ether | ug/L | 50 | 53.6 | 107 | 60-140 | |
| Methylene Chloride | ug/L | 50 | 48.0 | 96 | 60-140 | |
| n-Butylbenzene | ug/L | 50 | 52.2 | 104 | 60-140 | |
| n-Propylbenzene | ug/L | 50 | 47.8 | 96 | 60-140 | |
| Naphthalene | ug/L | 50 | 51.9 | 104 | 60-140 | |
| o-Xylene | ug/L | 50 | 48.8 | 98 | 60-140 | |
| sec-Butylbenzene | ug/L | 50 | 46.9 | 94 | 60-140 | |
| Styrene | ug/L | 50 | 49.5 | 99 | 60-140 | |
| tert-Butylbenzene | ug/L | 50 | 40.5 | 81 | 60-140 | |
| Tetrachloroethene | ug/L | 50 | 49.2 | 98 | 60-140 | |
| Toluene | ug/L | 50 | 48.3 | 97 | 60-140 | |
| trans-1,2-Dichloroethene | ug/L | 50 | 50.9 | 102 | 60-140 | |
| trans-1,3-Dichloropropene | ug/L | 50 | 50.8 | 102 | 60-140 | |
| Trichloroethene | ug/L | 50 | 52.9 | 106 | 60-140 | |
| Trichlorofluoromethane | ug/L | 50 | 45.2 | 90 | 60-140 | |
| Vinyl chloride | ug/L | 50 | 48.9 | 98 | 60-140 | |
| 1,2-Dichloroethane-d4 (S) | % | | | 95 | 70-130 | |
| 4-Bromofluorobenzene (S) | % | | | 99 | 70-130 | |

**Results presented on this page are in the units indicated by the "Units" column except where an alternate unit is presented to the right of the result.**

## REPORT OF LABORATORY ANALYSIS

This report shall not be reproduced, except in full,
without the written consent of Pace Analytical Services, LLC.

**Pace Analytical Services, LLC**
9800 Kincey Ave. Suite 100
Huntersville, NC 28078
(704)875-9092

## QUALITY CONTROL DATA

Project: 2020-L1-2448 Incident
Pace Project No.: 92579400

LABORATORY CONTROL SAMPLE: 3499354

| Parameter | Units | Spike Conc. | LCS Result | LCS % Rec | % Rec Limits | Qualifiers |
|---|---|---|---|---|---|---|
| Toluene-d8 (S) | % | | | 99 | 70-130 | |

MATRIX SPIKE & MATRIX SPIKE DUPLICATE: 3499355 3499356

| Parameter | Units | 92578669001 Result | MS Spike Conc. | MSD Spike Conc. | MS Result | MSD Result | MS % Rec | MSD % Rec | % Rec Limits | RPD | Max RPD | Qual |
|---|---|---|---|---|---|---|---|---|---|---|---|---|
| 1,1,1,2-Tetrachloroethane | ug/L | ND | 4000 | 4000 | 4290 | 4260 | 107 | 107 | 60-140 | 1 | 30 | |
| 1,1,1-Trichloroethane | ug/L | ND | 4000 | 4000 | 4640 | 4720 | 116 | 118 | 60-140 | 2 | 30 | |
| 1,1,2,2-Tetrachloroethane | ug/L | ND | 4000 | 4000 | 4180 | 4210 | 104 | 105 | 60-140 | 1 | 30 | |
| 1,1,2-Trichloroethane | ug/L | ND | 4000 | 4000 | 4560 | 4560 | 114 | 114 | 60-140 | 0 | 30 | |
| 1,1-Dichloroethane | ug/L | ND | 4000 | 4000 | 4570 | 4670 | 114 | 117 | 60-140 | 2 | 30 | |
| 1,1-Dichloroethene | ug/L | ND | 4000 | 4000 | 4460 | 4590 | 111 | 115 | 60-140 | 3 | 30 | |
| 1,1-Dichloropropene | ug/L | ND | 4000 | 4000 | 4800 | 4810 | 120 | 120 | 60-140 | 0 | 30 | |
| 1,2,3-Trichlorobenzene | ug/L | ND | 4000 | 4000 | 3930 | 4160 | 98 | 104 | 60-140 | 6 | 30 | |
| 1,2,3-Trichloropropane | ug/L | ND | 4000 | 4000 | 4070 | 4050 | 102 | 101 | 60-140 | 0 | 30 | |
| 1,2,4-Trichlorobenzene | ug/L | ND | 4000 | 4000 | 4000 | 4220 | 100 | 106 | 60-140 | 5 | 30 | |
| 1,2,4-Trimethylbenzene | ug/L | 501 | 4000 | 4000 | 4610 | 4550 | 103 | 101 | 60-140 | 1 | 30 | |
| 1,2-Dibromo-3-chloropropane | ug/L | ND | 4000 | 4000 | 4120 | 4080 | 103 | 102 | 60-140 | 1 | 30 | |
| 1,2-Dibromoethane (EDB) | ug/L | ND | 4000 | 4000 | 4320 | 4230 | 108 | 106 | 60-140 | 2 | 30 | |
| 1,2-Dichlorobenzene | ug/L | ND | 4000 | 4000 | 4150 | 4140 | 104 | 103 | 60-140 | 0 | 30 | |
| 1,2-Dichloroethane | ug/L | ND | 4000 | 4000 | 4360 | 4340 | 109 | 108 | 60-140 | 1 | 30 | |
| 1,2-Dichloropropane | ug/L | ND | 4000 | 4000 | 4850 | 4820 | 121 | 121 | 60-140 | 1 | 30 | |
| 1,3,5-Trimethylbenzene | ug/L | 233 | 4000 | 4000 | 4500 | 4470 | 107 | 106 | 60-140 | 0 | 30 | |
| 1,3-Dichlorobenzene | ug/L | ND | 4000 | 4000 | 4160 | 4150 | 104 | 104 | 60-140 | 0 | 30 | |
| 1,3-Dichloropropane | ug/L | ND | 4000 | 4000 | 4320 | 4320 | 108 | 108 | 60-140 | 0 | 30 | |
| 1,4-Dichlorobenzene | ug/L | ND | 4000 | 4000 | 4230 | 4190 | 106 | 105 | 60-140 | 1 | 30 | |
| 2,2-Dichloropropane | ug/L | ND | 4000 | 4000 | 4280 | 4280 | 107 | 107 | 60-140 | 0 | 30 | |
| 2-Chlorotoluene | ug/L | ND | 4000 | 4000 | 4350 | 4250 | 109 | 106 | 60-140 | 2 | 30 | |
| 4-Chlorotoluene | ug/L | ND | 4000 | 4000 | 4130 | 4090 | 103 | 102 | 60-140 | 1 | 30 | |
| Benzene | ug/L | 359 | 4000 | 4000 | 5060 | 4940 | 118 | 115 | 60-140 | 2 | 30 | |
| Bromobenzene | ug/L | ND | 4000 | 4000 | 4300 | 4230 | 107 | 106 | 60-140 | 1 | 30 | |
| Bromochloromethane | ug/L | ND | 4000 | 4000 | 4720 | 4640 | 118 | 116 | 60-140 | 2 | 30 | |
| Bromodichloromethane | ug/L | ND | 4000 | 4000 | 4530 | 4570 | 113 | 114 | 60-140 | 1 | 30 | |
| Bromoform | ug/L | ND | 4000 | 4000 | 4120 | 4220 | 103 | 106 | 60-140 | 2 | 30 | |
| Bromomethane | ug/L | ND | 4000 | 4000 | 3460 | 3990 | 87 | 100 | 60-140 | 14 | 30 | |
| Carbon tetrachloride | ug/L | ND | 4000 | 4000 | 4660 | 4670 | 117 | 117 | 60-140 | 0 | 30 | |
| Chlorobenzene | ug/L | ND | 4000 | 4000 | 4410 | 4380 | 110 | 109 | 60-140 | 1 | 30 | |
| Chloroethane | ug/L | ND | 4000 | 4000 | 4620 | 4880 | 116 | 122 | 60-140 | 5 | 30 | |
| Chloroform | ug/L | ND | 4000 | 4000 | 4350 | 4370 | 109 | 109 | 60-140 | 0 | 30 | |
| Chloromethane | ug/L | ND | 4000 | 4000 | 4000 | 4150 | 100 | 104 | 60-140 | 4 | 30 | |
| cis-1,2-Dichloroethene | ug/L | ND | 4000 | 4000 | 4570 | 4580 | 114 | 115 | 60-140 | 0 | 30 | |
| cis-1,3-Dichloropropene | ug/L | ND | 4000 | 4000 | 4400 | 4380 | 110 | 110 | 60-140 | 0 | 30 | |
| Dibromochloromethane | ug/L | ND | 4000 | 4000 | 4330 | 4270 | 108 | 107 | 60-140 | 1 | 30 | |
| Dibromomethane | ug/L | ND | 4000 | 4000 | 4460 | 4480 | 112 | 112 | 60-140 | 0 | 30 | |

**Results presented on this page are in the units indicated by the "Units" column except where an alternate unit is presented to the right of the result.**

## REPORT OF LABORATORY ANALYSIS

This report shall not be reproduced, except in full,
without the written consent of Pace Analytical Services, LLC.

**Pace Analytical Services, LLC**
9800 Kincey Ave. Suite 100
Huntersville, NC 28078
(704)875-9092

## QUALITY CONTROL DATA

Project: 2020-L1-2448 Incident
Pace Project No.: 92579400

MATRIX SPIKE & MATRIX SPIKE DUPLICATE: 3499355 3499356

| Parameter | Units | 92578669001 Result | MS Spike Conc. | MSD Spike Conc. | MS Result | MSD Result | MS % Rec | MSD % Rec | % Rec Limits | RPD | Max RPD | Qual |
|---|---|---|---|---|---|---|---|---|---|---|---|---|
| Dichlorodifluoromethane | ug/L | ND | 4000 | 4000 | 3210 | 3280 | 80 | 82 | 60-140 | 2 | 30 | |
| Diisopropyl ether | ug/L | ND | 4000 | 4000 | 4240 | 4170 | 106 | 104 | 60-140 | 2 | 30 | |
| Ethanol | ug/L | ND | 160000 | 160000 | 153000 | 153000 | 96 | 96 | 60-140 | 0 | 30 | |
| Ethylbenzene | ug/L | 117 | 4000 | 4000 | 4510 | 4470 | 110 | 109 | 60-140 | 1 | 30 | |
| Hexachloro-1,3-butadiene | ug/L | ND | 4000 | 4000 | 4110 | 4130 | 103 | 103 | 60-140 | 0 | 30 | |
| Isopropylbenzene (Cumene) | ug/L | ND | 4000 | 4000 | 4500 | 4470 | 112 | 112 | 60-140 | 1 | 30 | |
| m&p-Xylene | ug/L | 767 | 8000 | 8000 | 9480 | 9380 | 109 | 108 | 60-140 | 1 | 30 | |
| Methyl-tert-butyl ether | ug/L | 27700 | 4000 | 4000 | 36200 | 34800 | 212 | 178 | 60-140 | 4 | 30 | M1 |
| Methylene Chloride | ug/L | ND | 4000 | 4000 | 4360 | 4340 | 109 | 109 | 60-140 | 0 | 30 | |
| n-Butylbenzene | ug/L | ND | 4000 | 4000 | 4150 | 4250 | 104 | 106 | 60-140 | 2 | 30 | |
| n-Propylbenzene | ug/L | ND | 4000 | 4000 | 4260 | 4160 | 106 | 103 | 60-140 | 2 | 30 | |
| Naphthalene | ug/L | 135J | 4000 | 4000 | 4020 | 4090 | 97 | 99 | 60-140 | 2 | 30 | |
| o-Xylene | ug/L | 854 | 4000 | 4000 | 5160 | 5170 | 108 | 108 | 60-140 | 0 | 30 | |
| sec-Butylbenzene | ug/L | ND | 4000 | 4000 | 4000 | 4060 | 100 | 102 | 60-140 | 2 | 30 | |
| Styrene | ug/L | ND | 4000 | 4000 | 4320 | 4390 | 108 | 110 | 60-140 | 2 | 30 | |
| tert-Butylbenzene | ug/L | ND | 4000 | 4000 | 3590 | 3560 | 90 | 89 | 60-140 | 1 | 30 | |
| Tetrachloroethene | ug/L | ND | 4000 | 4000 | 4270 | 4290 | 107 | 107 | 60-140 | 1 | 30 | |
| Toluene | ug/L | 103 | 4000 | 4000 | 4580 | 4570 | 112 | 112 | 60-140 | 0 | 30 | |
| trans-1,2-Dichloroethene | ug/L | ND | 4000 | 4000 | 4630 | 4660 | 116 | 116 | 60-140 | 1 | 30 | |
| trans-1,3-Dichloropropene | ug/L | ND | 4000 | 4000 | 4230 | 4190 | 106 | 105 | 60-140 | 1 | 30 | |
| Trichloroethene | ug/L | ND | 4000 | 4000 | 4780 | 4740 | 119 | 118 | 60-140 | 1 | 30 | |
| Trichlorofluoromethane | ug/L | ND | 4000 | 4000 | 4190 | 4270 | 105 | 107 | 60-140 | 2 | 30 | |
| Vinyl chloride | ug/L | ND | 4000 | 4000 | 4070 | 4140 | 102 | 103 | 60-140 | 2 | 30 | |
| 1,2-Dichloroethane-d4 (S) | % | | | | | | 96 | 97 | 70-130 | | | |
| 4-Bromofluorobenzene (S) | % | | | | | | 100 | 101 | 70-130 | | | |
| Toluene-d8 (S) | % | | | | | | 100 | 101 | 70-130 | | | |

**Results presented on this page are in the units indicated by the "Units" column except where an alternate unit is presented to the right of the result.**

## REPORT OF LABORATORY ANALYSIS

This report shall not be reproduced, except in full,
without the written consent of Pace Analytical Services, LLC.

**Pace Analytical Services, LLC**
9800 Kincey Ave. Suite 100
Huntersville, NC 28078
(704)875-9092

# QUALIFIERS

Project: 2020-L1-2448 Incident
Pace Project No.: 92579400

## DEFINITIONS

DF - Dilution Factor, if reported, represents the factor applied to the reported data due to dilution of the sample aliquot.

ND - Not Detected at or above adjusted reporting limit.

TNTC - Too Numerous To Count

J - Estimated concentration above the adjusted method detection limit and below the adjusted reporting limit.

MDL - Adjusted Method Detection Limit.

PQL - Practical Quantitation Limit.

RL - Reporting Limit - The lowest concentration value that meets project requirements for quantitative data with known precision and bias for a specific analyte in a specific matrix.

S - Surrogate

1,2-Diphenylhydrazine decomposes to and cannot be separated from Azobenzene using Method 8270. The result for each analyte is a combined concentration.

Consistent with EPA guidelines, unrounded data are displayed and have been used to calculate % recovery and RPD values.

LCS(D) - Laboratory Control Sample (Duplicate)

MS(D) - Matrix Spike (Duplicate)

DUP - Sample Duplicate

RPD - Relative Percent Difference

NC - Not Calculable.

SG - Silica Gel - Clean-Up

U - Indicates the compound was analyzed for, but not detected.

Acid preservation may not be appropriate for 2 Chloroethylvinyl ether.

A separate vial preserved to a pH of 4-5 is recommended in SW846 Chapter 4 for the analysis of Acrolein and Acrylonitrile by EPA Method 8260.

N-Nitrosodiphenylamine decomposes and cannot be separated from Diphenylamine using Method 8270. The result reported for each analyte is a combined concentration.

Reported results are not rounded until the final step prior to reporting. Therefore, calculated parameters that are typically reported as "Total" may vary slightly from the sum of the reported component parameters.

Pace Analytical is TNI accredited. Contact your Pace PM for the current list of accredited analytes.

TNI - The NELAC Institute.

## ANALYTE QUALIFIERS

| | |
|---|---|
| M1 | Matrix spike recovery exceeded QC limits. Batch accepted based on laboratory control sample (LCS) recovery. |
| N2 | The lab does not hold NELAC/TNI accreditation for this parameter but other accreditations/certifications may apply. A complete list of accreditations/certifications is available upon request. |



This report shall not be reproduced, except in full,
without the written consent of Pace Analytical Services, LLC.

**Pace Analytical Services, LLC**
9800 Kincey Ave. Suite 100
Huntersville, NC 28078
(704)875-9092

## QUALITY CONTROL DATA CROSS REFERENCE TABLE

Project: 2020-L1-2448 Incident
Pace Project No.: 92579400

| Lab ID | Sample ID | QC Batch Method | QC Batch | Analytical Method | Analytical Batch |
|---|---|---|---|---|---|
| **92579400001** | **14401_HC_RD** | MADEP VPH | 667692 | | |
| **92579400001** | **14401_HC_RD** | EPA 3010A | 668894 | EPA 6010D | 669318 |
| **92579400001** | **14401_HC_RD** | SM 6200B | 667976 | | |



This report shall not be reproduced, except in full,
without the written consent of Pace Analytical Services, LLC.

# CHAIN-OF-CUSTODY Analytical Request Document

Pace Analytical

Chain-of-Custody is a LEGAL DOCUMENT - Complete all relevent fields

**WO# : 92579400**

92579400

LAB U

Number or

| | |
|---|---|
| Company: Apex Companies | Billing Information: |
| Address: | |
| Report To: Andrew Street | Email To: andrew.street@apexcos.com |
| Copy To: | Site Collection Info/Address: |
| Customer Project Name/Number: 2020-11-2448 | State: NC / County/City: Huntersville Time Zone Collected: [ ] PT [ ] MT [ ] CT [X] ET |
| Phone: Email: | Site/Facility ID #: |
| Collected By (print): Vanessa Hunter | Purchase Order #: Quote #: |
| Collected By (signature): | Turnaround Date Required: ASAP |
| Sample Disposal: [ ] Dispose as appropriate [ ] Return [ ] Archive: [ ] Hold: | Rush: [ ] Same Day [ ] Next Day [ ] 2 Day [ ] 3 Day [ ] 4 Day [ ] 5 Day (Expedite Charges Apply) |

Compliance Monitoring? [ ] Yes [ ] No

DW PWS ID #: DW Location Code:

Immediately Packed on Ice: [ ] Yes [ ] No

Field Filtered (if applicable): [ ] Yes [ ] No Analysis:

Container Preservative Type **: 3 3 1

Lab Project Manager:

** Preservative Types: (1) nitric acid, (2) sulfuric acid, (3) hydrochloric acid, (4) sodium hydroxide, (5) zinc acetate, (6) methanol, (7) sodium bisulfate, (8) sodium thiosulfate, (9) hexane, (A) ascorbic acid, (B) ammonium sulfate, (C) ammonium hydroxide, (D) TSP, (U) Unpreserved, (O) Other

* Matrix Codes (Insert in Matrix box below): Drinking Water (DW), Ground Water (GW), Wastewater (WW), Product (P), Soil/Solid (SL), Oil (OL), Wipe (WP), Air (AR), Tissue (TS), Bioassay (B), Vapor (V), Other (OT)

| Customer Sample ID | Matrix * | Comp / Grab | Collected (or Composite Start) Date | Collected (or Composite Start) Time | Composite End Date | Composite End Time | Res Cl | # of Ctns | Analyses: VOC by 6200B | MADEP UPH | Lead | Lab Profile/Line: |
|---|---|---|---|---|---|---|---|---|---|---|---|---|
| 14401-AC-RD | DW | G | 12/21/21 | 0933 | — | — | | 2 | X | X | X | 001 |
| | | | | | | | | | | | | |
| | | | | | | | | | | | | |
| | | | | | | | | | | | | |
| | | | | | | | | | | | | |
| | | | | | | | | | | | | |
| | | | | | | | | | | | | |
| | | | | | | | | | | | | |
| | | | | | | | | | | | | |
| | | | | | | | | | | | | |
| | | | | | | | | | | | | |

Lab Sample Receipt Checklist:

| | | | |
|---|---|---|---|
| Custody Seals Present/Intact | Y | N | NA |
| Custody Signatures Present | Y | N | NA |
| Collector Signature Present | Y | N | NA |
| Bottles Intact | Y | N | NA |
| Correct Bottles | Y | N | NA |
| Sufficient Volume | Y | N | NA |
| Samples Received on Ice | Y | N | NA |
| VOA - Headspace Acceptable | Y | N | NA |
| USDA Regulated Soils | Y | N | NA |
| Samples in Holding Time | Y | N | NA |
| Residual Chlorine Present | Y | N | NA |
| Cl Strips: | | | |
| Sample pH Acceptable | Y | N | NA |
| pH Strips: 223512AW | | | |
| Sulfide Present | Y | N | NA |
| Lead Acetate Strips: | | | |

LAB USE ONLY:
Lab Sample # / Comments:

92579400

Customer Remarks / Special Conditions / Possible Hazards:

Type of Ice Used: Wet Blue Dry None

Packing Material Used: BB

Radchem sample(s) screened (<500 cpm): Y N NA

SHORT HOLDS PRESENT (<72 hours): Y N N/A

Lab Tracking #: 2601712

Samples received via: FEDEX UPS Client Courier Pace Courier

Lab Sample Temperature Info:
Temp Blank Received: Y N NA
Therm ID#: 92TOC4
Cooler 1 Temp Upon Receipt: 2.7 oC
Cooler 1 Therm Corr. Factor: 0 oC
Cooler 1 Corrected Temp: 2.7 oC
Comments:

| | Date/Time | | Date/Time |
|---|---|---|---|
| Relinquished by/Company: (Signature) Vanessa Hunter/Apex | 12-21-21/1315 | Received by/Company: (Signature) APEX | 12-21-21/1315 |
| Relinquished by/Company: (Signature) APEX | 12-21-21/1345 | Received by/Company: (Signature) PACE HVL | 12/22/21 13[illegible] |
| Relinquished by/Company: (Signature) | Date/Time: | Received by/Company: (Signature) | Date/Time: |

MTJL LAB USE ONLY
Table #:
Acctnum:
Template:
Prelogin:
PM:
PB:

Trip Blank Received: Y N NA
HCL MeOH TSP Other

Non Conformance(s): YES / NO

Page: 1 of: 1

| Pace Analytical® | Document Name: Bottle Identification Form (BIF) | Document Issued: November 15, 2021 Page 1 of 1 |
|---|---|---|
| | Document No.: F-CAR-CS-043-Rev.01 | Issuing Authority: Pace Carolinas Quality Office |

***Check mark top half of box if pH and/or dechlorination is verified and within the acceptance range for preservation samples.**

Exceptions: VOA, Coliform, TOC, Oil and Grease, DRO/8015 (water) DOC, LLHg

****Bottom half of box is to list number of bottles**

Project #

WO#: 92579400

PM: AMB Due Date: 12/29/21

CLIENT: 92-APEX MOOR

| Matrix | Item# | BP4U-125 mL Plastic Unpreserved (N/A) (Cl-) | BP3U-250 mL Plastic Unpreserved (N/A) | BP2U-500 mL Plastic Unpreserved (N/A) | BP1U-1 liter Plastic Unpreserved (N/A) | BP4S-125 mL Plastic H2SO4 (pH < 2) (Cl-) | BP3N-250 mL plastic HNO3 (pH < 2) | BP4Z-125 mL Plastic ZN Acetate & NaOH (>9) | BP4B-125 mL Plastic NaOH (pH > 12) (Cl-) | WGFU-Wide-mouthed Glass jar Unpreserved | AG1U-1 liter Amber Unpreserved (N/A) (Cl-) | AG1H-1 liter Amber HCl (pH < 2) | AG3U-250 mL Amber Unpreserved (N/A) (Cl-) | AG1S-1 liter Amber H2SO4 (pH < 2) | AG3S-250 mL Amber H2SO4 (pH < 2) | AG3A(DG3A)-250 mL Amber NH4Cl (N/A)(Cl-) | DG9H-40 mL VOA HCl (N/A) | VG9T-40 mL VOA Na2S2O3 (N/A) | VG9U-40 mL VOA Unpreserved (N/A) | DG9P-40 mL VOA H3PO4 (N/A) | VOAK (3 vials per kit)-5035 kit (N/A) | V/GK (3 vials per kit)-VPH/Gas kit (N/A) | SP5T-125 mL Sterile Plastic (N/A – lab) | SP2T-250 mL Sterile Plastic (N/A – lab) | | BP3A-250 mL Plastic (NH2)2SO4 (9.3-9.7) | AG0U-100 mL Amber Unpreserved vials (N/A) | VSGU-20 mL Scintillation vials (N/A) | DG9U-40 mL Amber Unpreserved vials (N/A) |
|---|---|---|---|---|---|---|---|---|---|---|---|---|---|---|---|---|---|---|---|---|---|---|---|---|---|---|---|---|---|
| | 1 | | | | | | | | | | | | | | | | 7 | | | | | | | | | | | | |
| | 2 | | | | | | | | | | | | | | | | | | | | | | | | | | | | |
| | 3 | | | | | | | | | | | | | | | | | | | | | | | | | | | | |
| | 4 | | | | | | | | | | | | | | | | | | | | | | | | | | | | |
| | 5 | | | | | | | | | | | | | | | | | | | | | | | | | | | | |
| | 6 | | | | | | | | | | | | | | | | | | | | | | | | | | | | |
| | 7 | | | | | | | | | | | | | | | | | | | | | | | | | | | | |
| | 8 | | | | | | | | | | | | | | | | | | | | | | | | | | | | |
| | 9 | | | | | | | | | | | | | | | | | | | | | | | | | | | | |
| | 10 | | | | | | | | | | | | | | | | | | | | | | | | | | | | |
| | 11 | | | | | | | | | | | | | | | | | | | | | | | | | | | | |
| | 12 | | | | | | | | | | | | | | | | | | | | | | | | | | | | |

## pH Adjustment Log for Preserved Samples

| Sample ID | Type of Preservative | pH upon receipt | Date preservation adjusted | Time preservation adjusted | Amount of Preservative added | Lot # |
|---|---|---|---|---|---|---|
| | | | | | | |
| | | | | | | |
| | | | | | | |

Note: Whenever there is a discrepancy affecting North Carolina compliance samples, a copy of this form will be sent to the North Carolina DEHNR Certification Office (i.e. Out of hold, incorrect preservative, out of temp, incorrect containers.

**Pace Analytical Services, LLC**
9800 Kincey Ave. Suite 100
Huntersville, NC 28078
(704)875-9092

January 11, 2022

Andrew Street
Apex Companies - NC
5900 Northwoods Business Pkwy
Suite 5900-0
Charlotte, NC 28269

RE: Project: 2020-L1-2448 Incident
Pace Project No.: 92579404

Dear Andrew Street:

Enclosed are the analytical results for sample(s) received by the laboratory on December 21, 2021. The results relate only to the samples included in this report. Results reported herein conform to the applicable TNI/NELAC Standards and the laboratory's Quality Manual, where applicable, unless otherwise noted in the body of the report.

The test results provided in this final report were generated by each of the following laboratories within the Pace Network:

- Pace Analytical Services - Asheville
- Pace Analytical Services - Charlotte

If you have any questions concerning this report, please feel free to contact me.

Sincerely,

Angela M. Baioni

Angela Baioni
angela.baioni@pacelabs.com
(704)875-9092
Project Manager

Enclosures

cc: J Culbreath, Colonial Pipeline Company
Naomi Fretz, APEX Companies, LLC
Robert Hughes, Colonial Pipeline
Cameron Lee, Montrose-EPS
Jamie Moran, APEX Companies, LLC
Jeff Morrison, Colonial Pipeline Company
Tom Naumann, APEX Companies - NC
Joe Nicolette, Montrose-EPS
Kaitlyn Nootens, Apex Companies
Christopher Schultz, Apex Companies
Matt Teixeira, Apex Companies, LLC
Michael Verdon, Colonial Pipeline Company
JM Wyatt, Colonial Pipeline Company

**REPORT OF LABORATORY ANALYSIS**

This report shall not be reproduced, except in full,
without the written consent of Pace Analytical Services, LLC.

**Pace Analytical Services, LLC**
9800 Kincey Ave.  Suite 100
Huntersville, NC 28078
(704)875-9092

## CERTIFICATIONS

Project: 2020-L1-2448 Incident
Pace Project No.: 92579404

**Pace Analytical Services Charlotte**

South Carolina Laboratory ID: 99006
9800 Kincey Ave. Ste 100, Huntersville, NC 28078
North Carolina Drinking Water Certification #: 37706
North Carolina Field Services Certification #: 5342
North Carolina Wastewater Certification #: 12
South Carolina Laboratory ID: 99006
South Carolina Certification #: 99006001
South Carolina Drinking Water Cert. #: 99006003
Florida/NELAP Certification #: E87627
Kentucky UST Certification #: 84
Louisiana DoH Drinking Water #: LA029
Virginia/VELAP Certification #: 460221

**Pace Analytical Services Asheville**

2225 Riverside Drive, Asheville, NC  28804
Florida/NELAP Certification #: E87648
North Carolina Drinking Water Certification #: 37712
North Carolina Wastewater Certification #: 40
South Carolina Laboratory ID: 99030
South Carolina Certification #: 99030001
Virginia/VELAP Certification #: 460222



This report shall not be reproduced, except in full,
without the written consent of Pace Analytical Services, LLC.

**Pace Analytical Services, LLC**
9800 Kincey Ave. Suite 100
Huntersville, NC 28078
(704)875-9092

## SAMPLE SUMMARY

Project: 2020-L1-2448 Incident
Pace Project No.: 92579404

| Lab ID | Sample ID | Matrix | Date Collected | Date Received |
|---|---|---|---|---|
| **92579404001** | **13800_HC_RD** | Water | 12/21/21 08:50 | 12/21/21 13:45 |



This report shall not be reproduced, except in full,
without the written consent of Pace Analytical Services, LLC.

**Pace Analytical Services, LLC**
9800 Kincey Ave. Suite 100
Huntersville, NC 28078
(704)875-9092

## SAMPLE ANALYTE COUNT

Project: 2020-L1-2448 Incident
Pace Project No.: 92579404

| Lab ID | Sample ID | Method | Analysts | Analytes Reported | Laboratory |
|---|---|---|---|---|---|
| **92579404001** | **13800_HC_RD** | MADEP VPH | MAD | 6 | PASI-C |
| | | EPA 6010D | DS | 1 | PASI-A |
| | | SM 6200B | CL | 64 | PASI-C |

PASI-A = Pace Analytical Services - Asheville
PASI-C = Pace Analytical Services - Charlotte



This report shall not be reproduced, except in full,
without the written consent of Pace Analytical Services, LLC.

Pace Analytical Services, LLC
9800 Kincey Ave. Suite 100
Huntersville, NC 28078
(704)875-9092

## ANALYTICAL RESULTS

Project: 2020-L1-2448 Incident
Pace Project No.: 92579404

**Sample: 13800_HC_RD** **Lab ID: 92579404001** Collected: 12/21/21 08:50 Received: 12/21/21 13:45 Matrix: Water

| Parameters | Results | Units | Report Limit | MDL | DF | Prepared | Analyzed | CAS No. | Qual |
|---|---|---|---|---|---|---|---|---|---|
| **VPH NC Water** | Analytical Method: MADEP VPH<br>Pace Analytical Services - Charlotte | | | | | | | | |
| Total VPH (C5-C12) | ND | ug/L | 50.0 | 50.0 | 1 | | 12/22/21 01:19 | | N2 |
| Aliphatic (C05-C08) | ND | ug/L | 50.0 | 50.0 | 1 | | 12/22/21 01:19 | | N2 |
| Aliphatic(C09-C12) Adjusted | ND | ug/L | 50.0 | 50.0 | 1 | | 12/22/21 01:19 | | N2 |
| Aromatic (C09-C10) | ND | ug/L | 50.0 | 50.0 | 1 | | 12/22/21 01:19 | | N2 |
| ***Surrogates*** | | | | | | | | | |
| 4-Bromofluorobenzene (FID) (S) | 94 | % | 70-130 | | 1 | | 12/22/21 01:19 | 460-00-4 | |
| 4-Bromofluorobenzene (PID) (S) | 86 | % | 70-130 | | 1 | | 12/22/21 01:19 | 460-00-4 | |
| **6010 MET ICP** | Analytical Method: EPA 6010D Preparation Method: EPA 3010A<br>Pace Analytical Services - Asheville | | | | | | | | |
| Lead | **27.6** | ug/L | 5.0 | 4.5 | 1 | 12/30/21 15:01 | 01/07/22 18:04 | 7439-92-1 | |
| **6200B MSV** | Analytical Method: SM 6200B<br>Pace Analytical Services - Charlotte | | | | | | | | |
| Benzene | ND | ug/L | 0.50 | 0.34 | 1 | | 12/22/21 21:27 | 71-43-2 | |
| Bromobenzene | ND | ug/L | 0.50 | 0.29 | 1 | | 12/22/21 21:27 | 108-86-1 | |
| Bromochloromethane | ND | ug/L | 0.50 | 0.47 | 1 | | 12/22/21 21:27 | 74-97-5 | |
| Bromodichloromethane | ND | ug/L | 0.50 | 0.31 | 1 | | 12/22/21 21:27 | 75-27-4 | |
| Bromoform | ND | ug/L | 0.50 | 0.34 | 1 | | 12/22/21 21:27 | 75-25-2 | |
| Bromomethane | ND | ug/L | 5.0 | 1.7 | 1 | | 12/22/21 21:27 | 74-83-9 | |
| n-Butylbenzene | ND | ug/L | 0.50 | 0.49 | 1 | | 12/22/21 21:27 | 104-51-8 | |
| sec-Butylbenzene | ND | ug/L | 0.50 | 0.40 | 1 | | 12/22/21 21:27 | 135-98-8 | |
| tert-Butylbenzene | ND | ug/L | 0.50 | 0.32 | 1 | | 12/22/21 21:27 | 98-06-6 | |
| Carbon tetrachloride | ND | ug/L | 0.50 | 0.33 | 1 | | 12/22/21 21:27 | 56-23-5 | |
| Chlorobenzene | ND | ug/L | 0.50 | 0.28 | 1 | | 12/22/21 21:27 | 108-90-7 | |
| Chloroethane | ND | ug/L | 1.0 | 0.65 | 1 | | 12/22/21 21:27 | 75-00-3 | |
| Chloroform | ND | ug/L | 0.50 | 0.35 | 1 | | 12/22/21 21:27 | 67-66-3 | |
| Chloromethane | ND | ug/L | 1.0 | 0.54 | 1 | | 12/22/21 21:27 | 74-87-3 | |
| 2-Chlorotoluene | ND | ug/L | 0.50 | 0.32 | 1 | | 12/22/21 21:27 | 95-49-8 | |
| 4-Chlorotoluene | ND | ug/L | 0.50 | 0.32 | 1 | | 12/22/21 21:27 | 106-43-4 | |
| 1,2-Dibromo-3-chloropropane | ND | ug/L | 1.0 | 0.34 | 1 | | 12/22/21 21:27 | 96-12-8 | |
| Dibromochloromethane | ND | ug/L | 0.50 | 0.36 | 1 | | 12/22/21 21:27 | 124-48-1 | |
| 1,2-Dibromoethane (EDB) | ND | ug/L | 0.50 | 0.27 | 1 | | 12/22/21 21:27 | 106-93-4 | |
| Dibromomethane | ND | ug/L | 0.50 | 0.39 | 1 | | 12/22/21 21:27 | 74-95-3 | |
| 1,2-Dichlorobenzene | ND | ug/L | 0.50 | 0.34 | 1 | | 12/22/21 21:27 | 95-50-1 | |
| 1,3-Dichlorobenzene | ND | ug/L | 0.50 | 0.34 | 1 | | 12/22/21 21:27 | 541-73-1 | |
| 1,4-Dichlorobenzene | ND | ug/L | 0.50 | 0.33 | 1 | | 12/22/21 21:27 | 106-46-7 | |
| Dichlorodifluoromethane | ND | ug/L | 0.50 | 0.35 | 1 | | 12/22/21 21:27 | 75-71-8 | |
| 1,1-Dichloroethane | ND | ug/L | 0.50 | 0.37 | 1 | | 12/22/21 21:27 | 75-34-3 | |
| 1,2-Dichloroethane | ND | ug/L | 0.50 | 0.32 | 1 | | 12/22/21 21:27 | 107-06-2 | |
| 1,1-Dichloroethene | ND | ug/L | 0.50 | 0.35 | 1 | | 12/22/21 21:27 | 75-35-4 | |
| cis-1,2-Dichloroethene | ND | ug/L | 0.50 | 0.38 | 1 | | 12/22/21 21:27 | 156-59-2 | |
| trans-1,2-Dichloroethene | ND | ug/L | 0.50 | 0.40 | 1 | | 12/22/21 21:27 | 156-60-5 | |
| 1,2-Dichloropropane | ND | ug/L | 0.50 | 0.36 | 1 | | 12/22/21 21:27 | 78-87-5 | |
| 1,3-Dichloropropane | ND | ug/L | 0.50 | 0.28 | 1 | | 12/22/21 21:27 | 142-28-9 | |

## REPORT OF LABORATORY ANALYSIS

This report shall not be reproduced, except in full,
without the written consent of Pace Analytical Services, LLC.

**Pace Analytical Services, LLC**
9800 Kincey Ave. Suite 100
Huntersville, NC 28078
(704)875-9092

## ANALYTICAL RESULTS

Project: 2020-L1-2448 Incident
Pace Project No.: 92579404

**Sample: 13800_HC_RD** **Lab ID: 92579404001** Collected: 12/21/21 08:50 Received: 12/21/21 13:45 Matrix: Water

| Parameters | Results | Units | Report Limit | MDL | DF | Prepared | Analyzed | CAS No. | Qual |
|---|---|---|---|---|---|---|---|---|---|
| **6200B MSV** | Analytical Method: SM 6200B<br>Pace Analytical Services - Charlotte | | | | | | | | |
| 2,2-Dichloropropane | ND | ug/L | 0.50 | 0.39 | 1 | | 12/22/21 21:27 | 594-20-7 | |
| 1,1-Dichloropropene | ND | ug/L | 0.50 | 0.43 | 1 | | 12/22/21 21:27 | 563-58-6 | |
| cis-1,3-Dichloropropene | ND | ug/L | 0.50 | 0.36 | 1 | | 12/22/21 21:27 | 10061-01-5 | |
| trans-1,3-Dichloropropene | ND | ug/L | 0.50 | 0.36 | 1 | | 12/22/21 21:27 | 10061-02-6 | |
| Diisopropyl ether | ND | ug/L | 0.50 | 0.31 | 1 | | 12/22/21 21:27 | 108-20-3 | |
| Ethanol | ND | ug/L | 200 | 72.2 | 1 | | 12/22/21 21:27 | 64-17-5 | |
| Ethylbenzene | ND | ug/L | 0.50 | 0.30 | 1 | | 12/22/21 21:27 | 100-41-4 | |
| Hexachloro-1,3-butadiene | ND | ug/L | 2.0 | 1.5 | 1 | | 12/22/21 21:27 | 87-68-3 | |
| Isopropylbenzene (Cumene) | ND | ug/L | 0.50 | 0.33 | 1 | | 12/22/21 21:27 | 98-82-8 | |
| Methylene Chloride | ND | ug/L | 2.0 | 2.0 | 1 | | 12/22/21 21:27 | 75-09-2 | |
| Methyl-tert-butyl ether | ND | ug/L | 0.50 | 0.42 | 1 | | 12/22/21 21:27 | 1634-04-4 | |
| Naphthalene | ND | ug/L | 2.0 | 0.64 | 1 | | 12/22/21 21:27 | 91-20-3 | |
| n-Propylbenzene | ND | ug/L | 0.50 | 0.34 | 1 | | 12/22/21 21:27 | 103-65-1 | |
| Styrene | ND | ug/L | 0.50 | 0.29 | 1 | | 12/22/21 21:27 | 100-42-5 | |
| 1,1,1,2-Tetrachloroethane | ND | ug/L | 0.50 | 0.31 | 1 | | 12/22/21 21:27 | 630-20-6 | |
| 1,1,2,2-Tetrachloroethane | ND | ug/L | 0.50 | 0.22 | 1 | | 12/22/21 21:27 | 79-34-5 | |
| Tetrachloroethene | ND | ug/L | 0.50 | 0.29 | 1 | | 12/22/21 21:27 | 127-18-4 | |
| Toluene | ND | ug/L | 0.50 | 0.48 | 1 | | 12/22/21 21:27 | 108-88-3 | |
| 1,2,3-Trichlorobenzene | ND | ug/L | 2.0 | 0.81 | 1 | | 12/22/21 21:27 | 87-61-6 | |
| 1,2,4-Trichlorobenzene | ND | ug/L | 2.0 | 0.64 | 1 | | 12/22/21 21:27 | 120-82-1 | |
| 1,1,1-Trichloroethane | ND | ug/L | 0.50 | 0.33 | 1 | | 12/22/21 21:27 | 71-55-6 | |
| 1,1,2-Trichloroethane | ND | ug/L | 0.50 | 0.32 | 1 | | 12/22/21 21:27 | 79-00-5 | |
| Trichloroethene | ND | ug/L | 0.50 | 0.38 | 1 | | 12/22/21 21:27 | 79-01-6 | |
| Trichlorofluoromethane | ND | ug/L | 1.0 | 0.30 | 1 | | 12/22/21 21:27 | 75-69-4 | |
| 1,2,3-Trichloropropane | ND | ug/L | 0.50 | 0.26 | 1 | | 12/22/21 21:27 | 96-18-4 | |
| 1,2,4-Trimethylbenzene | ND | ug/L | 0.50 | 0.50 | 1 | | 12/22/21 21:27 | 95-63-6 | |
| 1,3,5-Trimethylbenzene | ND | ug/L | 0.50 | 0.33 | 1 | | 12/22/21 21:27 | 108-67-8 | |
| Vinyl chloride | ND | ug/L | 1.0 | 0.39 | 1 | | 12/22/21 21:27 | 75-01-4 | |
| m&p-Xylene | ND | ug/L | 1.0 | 0.71 | 1 | | 12/22/21 21:27 | 179601-23-1 | |
| o-Xylene | ND | ug/L | 0.50 | 0.34 | 1 | | 12/22/21 21:27 | 95-47-6 | |
| ***Surrogates*** | | | | | | | | | |
| 1,2-Dichloroethane-d4 (S) | 91 | % | 70-130 | | 1 | | 12/22/21 21:27 | 17060-07-0 | |
| 4-Bromofluorobenzene (S) | 102 | % | 70-130 | | 1 | | 12/22/21 21:27 | 460-00-4 | |
| Toluene-d8 (S) | 108 | % | 70-130 | | 1 | | 12/22/21 21:27 | 2037-26-5 | |

## REPORT OF LABORATORY ANALYSIS

This report shall not be reproduced, except in full,
without the written consent of Pace Analytical Services, LLC.

**Pace Analytical Services, LLC**
9800 Kincey Ave. Suite 100
Huntersville, NC 28078
(704)875-9092

## QUALITY CONTROL DATA

Project: 2020-L1-2448 Incident
Pace Project No.: 92579404

QC Batch: 667692
QC Batch Method: MADEP VPH
Analysis Method: MADEP VPH
Analysis Description: VPH NC Water
Laboratory: Pace Analytical Services - Charlotte
Associated Lab Samples: 92579404001

METHOD BLANK: 3498009 Matrix: Water
Associated Lab Samples: 92579404001

| Parameter | Units | Blank Result | Reporting Limit | MDL | Analyzed | Qualifiers |
|---|---|---|---|---|---|---|
| Aliphatic (C05-C08) | ug/L | ND | 50.0 | 50.0 | 12/21/21 19:40 | N2 |
| Aromatic (C09-C10) | ug/L | ND | 50.0 | 50.0 | 12/21/21 19:40 | N2 |
| 4-Bromofluorobenzene (FID) (S) | % | 95 | 70-130 | | 12/21/21 19:40 | |
| 4-Bromofluorobenzene (PID) (S) | % | 90 | 70-130 | | 12/21/21 19:40 | |

LABORATORY CONTROL SAMPLE & LCSD: 3498010 3498011

| Parameter | Units | Spike Conc. | LCS Result | LCSD Result | LCS % Rec | LCSD % Rec | % Rec Limits | RPD | Max RPD | Qualifiers |
|---|---|---|---|---|---|---|---|---|---|---|
| Aliphatic (C05-C08) | ug/L | 300 | 300 | 297 | 100 | 99 | 70-130 | 1 | 25 | N2 |
| Aromatic (C09-C10) | ug/L | 100 | 103 | 108 | 103 | 108 | 70-130 | 4 | 25 | N2 |
| 4-Bromofluorobenzene (FID) (S) | % | | | | 97 | 98 | 70-130 | | | |
| 4-Bromofluorobenzene (PID) (S) | % | | | | 87 | 90 | 70-130 | | | |

**Results presented on this page are in the units indicated by the "Units" column except where an alternate unit is presented to the right of the result.**

## REPORT OF LABORATORY ANALYSIS

This report shall not be reproduced, except in full,
without the written consent of Pace Analytical Services, LLC.

**Pace Analytical Services, LLC**
9800 Kincey Ave. Suite 100
Huntersville, NC 28078
(704)875-9092

## QUALITY CONTROL DATA

Project: 2020-L1-2448 Incident
Pace Project No.: 92579404

QC Batch: 668894
QC Batch Method: EPA 3010A
Analysis Method: EPA 6010D
Analysis Description: 6010 MET
Laboratory: Pace Analytical Services - Asheville

Associated Lab Samples: 92579404001

METHOD BLANK: 3503161 Matrix: Water
Associated Lab Samples: 92579404001

| Parameter | Units | Blank Result | Reporting Limit | MDL | Analyzed | Qualifiers |
|---|---|---|---|---|---|---|
| Lead | ug/L | ND | 5.0 | 4.5 | 01/07/22 17:10 | |

LABORATORY CONTROL SAMPLE: 3503162

| Parameter | Units | Spike Conc. | LCS Result | LCS % Rec | % Rec Limits | Qualifiers |
|---|---|---|---|---|---|---|
| Lead | ug/L | 500 | 516 | 103 | 80-120 | |

MATRIX SPIKE & MATRIX SPIKE DUPLICATE: 3503163 3503164

| Parameter | Units | 92578300001 Result | MS Spike Conc. | MSD Spike Conc. | MS Result | MSD Result | MS % Rec | MSD % Rec | % Rec Limits | RPD | Max RPD | Qual |
|---|---|---|---|---|---|---|---|---|---|---|---|---|
| Lead | ug/L | 8.4 | 500 | 500 | 501 | 506 | 99 | 99 | 75-125 | 1 | 20 | |

**Results presented on this page are in the units indicated by the "Units" column except where an alternate unit is presented to the right of the result.**

## REPORT OF LABORATORY ANALYSIS

This report shall not be reproduced, except in full,
without the written consent of Pace Analytical Services, LLC.

Pace Analytical Services, LLC
9800 Kincey Ave. Suite 100
Huntersville, NC 28078
(704)875-9092

## QUALITY CONTROL DATA

Project: 2020-L1-2448 Incident
Pace Project No.: 92579404

QC Batch: 667976
QC Batch Method: SM 6200B
Analysis Method: SM 6200B
Analysis Description: 6200B MSV
Laboratory: Pace Analytical Services - Charlotte

Associated Lab Samples: 92579404001

METHOD BLANK: 3499353 Matrix: Water
Associated Lab Samples: 92579404001

| Parameter | Units | Blank Result | Reporting Limit | MDL | Analyzed | Qualifiers |
|---|---|---|---|---|---|---|
| 1,1,1,2-Tetrachloroethane | ug/L | ND | 0.50 | 0.31 | 12/22/21 15:56 | |
| 1,1,1-Trichloroethane | ug/L | ND | 0.50 | 0.33 | 12/22/21 15:56 | |
| 1,1,2,2-Tetrachloroethane | ug/L | ND | 0.50 | 0.22 | 12/22/21 15:56 | |
| 1,1,2-Trichloroethane | ug/L | ND | 0.50 | 0.32 | 12/22/21 15:56 | |
| 1,1-Dichloroethane | ug/L | ND | 0.50 | 0.37 | 12/22/21 15:56 | |
| 1,1-Dichloroethene | ug/L | ND | 0.50 | 0.35 | 12/22/21 15:56 | |
| 1,1-Dichloropropene | ug/L | ND | 0.50 | 0.43 | 12/22/21 15:56 | |
| 1,2,3-Trichlorobenzene | ug/L | ND | 2.0 | 0.81 | 12/22/21 15:56 | |
| 1,2,3-Trichloropropane | ug/L | ND | 0.50 | 0.26 | 12/22/21 15:56 | |
| 1,2,4-Trichlorobenzene | ug/L | ND | 2.0 | 0.64 | 12/22/21 15:56 | |
| 1,2,4-Trimethylbenzene | ug/L | ND | 0.50 | 0.50 | 12/22/21 15:56 | |
| 1,2-Dibromo-3-chloropropane | ug/L | ND | 1.0 | 0.34 | 12/22/21 15:56 | |
| 1,2-Dibromoethane (EDB) | ug/L | ND | 0.50 | 0.27 | 12/22/21 15:56 | |
| 1,2-Dichlorobenzene | ug/L | ND | 0.50 | 0.34 | 12/22/21 15:56 | |
| 1,2-Dichloroethane | ug/L | ND | 0.50 | 0.32 | 12/22/21 15:56 | |
| 1,2-Dichloropropane | ug/L | ND | 0.50 | 0.36 | 12/22/21 15:56 | |
| 1,3,5-Trimethylbenzene | ug/L | ND | 0.50 | 0.33 | 12/22/21 15:56 | |
| 1,3-Dichlorobenzene | ug/L | ND | 0.50 | 0.34 | 12/22/21 15:56 | |
| 1,3-Dichloropropane | ug/L | ND | 0.50 | 0.28 | 12/22/21 15:56 | |
| 1,4-Dichlorobenzene | ug/L | ND | 0.50 | 0.33 | 12/22/21 15:56 | |
| 2,2-Dichloropropane | ug/L | ND | 0.50 | 0.39 | 12/22/21 15:56 | |
| 2-Chlorotoluene | ug/L | ND | 0.50 | 0.32 | 12/22/21 15:56 | |
| 4-Chlorotoluene | ug/L | ND | 0.50 | 0.32 | 12/22/21 15:56 | |
| Benzene | ug/L | ND | 0.50 | 0.34 | 12/22/21 15:56 | |
| Bromobenzene | ug/L | ND | 0.50 | 0.29 | 12/22/21 15:56 | |
| Bromochloromethane | ug/L | ND | 0.50 | 0.47 | 12/22/21 15:56 | |
| Bromodichloromethane | ug/L | ND | 0.50 | 0.31 | 12/22/21 15:56 | |
| Bromoform | ug/L | ND | 0.50 | 0.34 | 12/22/21 15:56 | |
| Bromomethane | ug/L | ND | 5.0 | 1.7 | 12/22/21 15:56 | |
| Carbon tetrachloride | ug/L | ND | 0.50 | 0.33 | 12/22/21 15:56 | |
| Chlorobenzene | ug/L | ND | 0.50 | 0.28 | 12/22/21 15:56 | |
| Chloroethane | ug/L | ND | 1.0 | 0.65 | 12/22/21 15:56 | |
| Chloroform | ug/L | ND | 0.50 | 0.35 | 12/22/21 15:56 | |
| Chloromethane | ug/L | ND | 1.0 | 0.54 | 12/22/21 15:56 | |
| cis-1,2-Dichloroethene | ug/L | ND | 0.50 | 0.38 | 12/22/21 15:56 | |
| cis-1,3-Dichloropropene | ug/L | ND | 0.50 | 0.36 | 12/22/21 15:56 | |
| Dibromochloromethane | ug/L | ND | 0.50 | 0.36 | 12/22/21 15:56 | |
| Dibromomethane | ug/L | ND | 0.50 | 0.39 | 12/22/21 15:56 | |
| Dichlorodifluoromethane | ug/L | ND | 0.50 | 0.35 | 12/22/21 15:56 | |
| Diisopropyl ether | ug/L | ND | 0.50 | 0.31 | 12/22/21 15:56 | |

**Results presented on this page are in the units indicated by the "Units" column except where an alternate unit is presented to the right of the result.**

## REPORT OF LABORATORY ANALYSIS

This report shall not be reproduced, except in full,
without the written consent of Pace Analytical Services, LLC.

Pace Analytical Services, LLC
9800 Kincey Ave. Suite 100
Huntersville, NC 28078
(704)875-9092

## QUALITY CONTROL DATA

Project: 2020-L1-2448 Incident
Pace Project No.: 92579404

METHOD BLANK: 3499353 Matrix: Water
Associated Lab Samples: 92579404001

| Parameter | Units | Blank Result | Reporting Limit | MDL | Analyzed | Qualifiers |
|---|---|---|---|---|---|---|
| Ethanol | ug/L | ND | 200 | 72.2 | 12/22/21 15:56 | |
| Ethylbenzene | ug/L | ND | 0.50 | 0.30 | 12/22/21 15:56 | |
| Hexachloro-1,3-butadiene | ug/L | ND | 2.0 | 1.5 | 12/22/21 15:56 | |
| Isopropylbenzene (Cumene) | ug/L | ND | 0.50 | 0.33 | 12/22/21 15:56 | |
| m&p-Xylene | ug/L | ND | 1.0 | 0.71 | 12/22/21 15:56 | |
| Methyl-tert-butyl ether | ug/L | ND | 0.50 | 0.42 | 12/22/21 15:56 | |
| Methylene Chloride | ug/L | ND | 2.0 | 2.0 | 12/22/21 15:56 | |
| n-Butylbenzene | ug/L | ND | 0.50 | 0.49 | 12/22/21 15:56 | |
| n-Propylbenzene | ug/L | ND | 0.50 | 0.34 | 12/22/21 15:56 | |
| Naphthalene | ug/L | ND | 2.0 | 0.64 | 12/22/21 15:56 | |
| o-Xylene | ug/L | ND | 0.50 | 0.34 | 12/22/21 15:56 | |
| sec-Butylbenzene | ug/L | ND | 0.50 | 0.40 | 12/22/21 15:56 | |
| Styrene | ug/L | ND | 0.50 | 0.29 | 12/22/21 15:56 | |
| tert-Butylbenzene | ug/L | ND | 0.50 | 0.32 | 12/22/21 15:56 | |
| Tetrachloroethene | ug/L | ND | 0.50 | 0.29 | 12/22/21 15:56 | |
| Toluene | ug/L | ND | 0.50 | 0.48 | 12/22/21 15:56 | |
| trans-1,2-Dichloroethene | ug/L | ND | 0.50 | 0.40 | 12/22/21 15:56 | |
| trans-1,3-Dichloropropene | ug/L | ND | 0.50 | 0.36 | 12/22/21 15:56 | |
| Trichloroethene | ug/L | ND | 0.50 | 0.38 | 12/22/21 15:56 | |
| Trichlorofluoromethane | ug/L | ND | 1.0 | 0.30 | 12/22/21 15:56 | |
| Vinyl chloride | ug/L | ND | 1.0 | 0.39 | 12/22/21 15:56 | |
| 1,2-Dichloroethane-d4 (S) | % | 91 | 70-130 | | 12/22/21 15:56 | |
| 4-Bromofluorobenzene (S) | % | 101 | 70-130 | | 12/22/21 15:56 | |
| Toluene-d8 (S) | % | 105 | 70-130 | | 12/22/21 15:56 | |

LABORATORY CONTROL SAMPLE: 3499354

| Parameter | Units | Spike Conc. | LCS Result | LCS % Rec | % Rec Limits | Qualifiers |
|---|---|---|---|---|---|---|
| 1,1,1,2-Tetrachloroethane | ug/L | 50 | 51.0 | 102 | 60-140 | |
| 1,1,1-Trichloroethane | ug/L | 50 | 51.2 | 102 | 60-140 | |
| 1,1,2,2-Tetrachloroethane | ug/L | 50 | 49.1 | 98 | 60-140 | |
| 1,1,2-Trichloroethane | ug/L | 50 | 53.2 | 106 | 60-140 | |
| 1,1-Dichloroethane | ug/L | 50 | 49.7 | 99 | 60-140 | |
| 1,1-Dichloroethene | ug/L | 50 | 48.4 | 97 | 60-140 | |
| 1,1-Dichloropropene | ug/L | 50 | 54.0 | 108 | 60-140 | |
| 1,2,3-Trichlorobenzene | ug/L | 50 | 53.5 | 107 | 60-140 | |
| 1,2,3-Trichloropropane | ug/L | 50 | 47.4 | 95 | 60-140 | |
| 1,2,4-Trichlorobenzene | ug/L | 50 | 53.1 | 106 | 60-140 | |
| 1,2,4-Trimethylbenzene | ug/L | 50 | 48.3 | 97 | 60-140 | |
| 1,2-Dibromo-3-chloropropane | ug/L | 50 | 51.4 | 103 | 60-140 | |
| 1,2-Dibromoethane (EDB) | ug/L | 50 | 51.7 | 103 | 60-140 | |
| 1,2-Dichlorobenzene | ug/L | 50 | 48.8 | 98 | 60-140 | |
| 1,2-Dichloroethane | ug/L | 50 | 48.5 | 97 | 60-140 | |
| 1,2-Dichloropropane | ug/L | 50 | 54.2 | 108 | 60-140 | |

**Results presented on this page are in the units indicated by the "Units" column except where an alternate unit is presented to the right of the result.**

## REPORT OF LABORATORY ANALYSIS

This report shall not be reproduced, except in full,
without the written consent of Pace Analytical Services, LLC.

**Pace Analytical Services, LLC**
9800 Kincey Ave. Suite 100
Huntersville, NC 28078
(704)875-9092

## QUALITY CONTROL DATA

Project: 2020-L1-2448 Incident
Pace Project No.: 92579404

LABORATORY CONTROL SAMPLE: 3499354

| Parameter | Units | Spike Conc. | LCS Result | LCS % Rec | % Rec Limits | Qualifiers |
|---|---|---|---|---|---|---|
| 1,3,5-Trimethylbenzene | ug/L | 50 | 48.6 | 97 | 60-140 | |
| 1,3-Dichlorobenzene | ug/L | 50 | 48.7 | 97 | 60-140 | |
| 1,3-Dichloropropane | ug/L | 50 | 50.6 | 101 | 60-140 | |
| 1,4-Dichlorobenzene | ug/L | 50 | 49.2 | 98 | 60-140 | |
| 2,2-Dichloropropane | ug/L | 50 | 50.6 | 101 | 60-140 | |
| 2-Chlorotoluene | ug/L | 50 | 49.2 | 98 | 60-140 | |
| 4-Chlorotoluene | ug/L | 50 | 46.1 | 92 | 60-140 | |
| Benzene | ug/L | 50 | 50.8 | 102 | 60-140 | |
| Bromobenzene | ug/L | 50 | 49.5 | 99 | 60-140 | |
| Bromochloromethane | ug/L | 50 | 53.8 | 108 | 60-140 | |
| Bromodichloromethane | ug/L | 50 | 50.6 | 101 | 60-140 | |
| Bromoform | ug/L | 50 | 52.6 | 105 | 60-140 | |
| Bromomethane | ug/L | 50 | 40.2 | 80 | 60-140 | |
| Carbon tetrachloride | ug/L | 50 | 50.0 | 100 | 60-140 | |
| Chlorobenzene | ug/L | 50 | 49.0 | 98 | 60-140 | |
| Chloroethane | ug/L | 50 | 43.9 | 88 | 60-140 | |
| Chloroform | ug/L | 50 | 47.1 | 94 | 60-140 | |
| Chloromethane | ug/L | 50 | 49.1 | 98 | 60-140 | |
| cis-1,2-Dichloroethene | ug/L | 50 | 49.7 | 99 | 60-140 | |
| cis-1,3-Dichloropropene | ug/L | 50 | 52.3 | 105 | 60-140 | |
| Dibromochloromethane | ug/L | 50 | 53.0 | 106 | 60-140 | |
| Dibromomethane | ug/L | 50 | 50.4 | 101 | 60-140 | |
| Dichlorodifluoromethane | ug/L | 50 | 41.9 | 84 | 60-140 | |
| Diisopropyl ether | ug/L | 50 | 51.4 | 103 | 60-140 | |
| Ethanol | ug/L | 2000 | 1780 | 89 | 60-140 | |
| Ethylbenzene | ug/L | 50 | 48.2 | 96 | 60-140 | |
| Hexachloro-1,3-butadiene | ug/L | 50 | 55.4 | 111 | 60-140 | |
| Isopropylbenzene (Cumene) | ug/L | 50 | 49.6 | 99 | 60-140 | |
| m&p-Xylene | ug/L | 100 | 96.1 | 96 | 60-140 | |
| Methyl-tert-butyl ether | ug/L | 50 | 53.6 | 107 | 60-140 | |
| Methylene Chloride | ug/L | 50 | 48.0 | 96 | 60-140 | |
| n-Butylbenzene | ug/L | 50 | 52.2 | 104 | 60-140 | |
| n-Propylbenzene | ug/L | 50 | 47.8 | 96 | 60-140 | |
| Naphthalene | ug/L | 50 | 51.9 | 104 | 60-140 | |
| o-Xylene | ug/L | 50 | 48.8 | 98 | 60-140 | |
| sec-Butylbenzene | ug/L | 50 | 46.9 | 94 | 60-140 | |
| Styrene | ug/L | 50 | 49.5 | 99 | 60-140 | |
| tert-Butylbenzene | ug/L | 50 | 40.5 | 81 | 60-140 | |
| Tetrachloroethene | ug/L | 50 | 49.2 | 98 | 60-140 | |
| Toluene | ug/L | 50 | 48.3 | 97 | 60-140 | |
| trans-1,2-Dichloroethene | ug/L | 50 | 50.9 | 102 | 60-140 | |
| trans-1,3-Dichloropropene | ug/L | 50 | 50.8 | 102 | 60-140 | |
| Trichloroethene | ug/L | 50 | 52.9 | 106 | 60-140 | |
| Trichlorofluoromethane | ug/L | 50 | 45.2 | 90 | 60-140 | |
| Vinyl chloride | ug/L | 50 | 48.9 | 98 | 60-140 | |
| 1,2-Dichloroethane-d4 (S) | % | | | 95 | 70-130 | |
| 4-Bromofluorobenzene (S) | % | | | 99 | 70-130 | |

**Results presented on this page are in the units indicated by the "Units" column except where an alternate unit is presented to the right of the result.**

## REPORT OF LABORATORY ANALYSIS

This report shall not be reproduced, except in full,
without the written consent of Pace Analytical Services, LLC.

**Pace Analytical Services, LLC**
9800 Kincey Ave. Suite 100
Huntersville, NC 28078
(704)875-9092

## QUALITY CONTROL DATA

Project: 2020-L1-2448 Incident
Pace Project No.: 92579404

LABORATORY CONTROL SAMPLE: 3499354

| Parameter | Units | Spike Conc. | LCS Result | LCS % Rec | % Rec Limits | Qualifiers |
|---|---|---|---|---|---|---|
| Toluene-d8 (S) | % | | | 99 | 70-130 | |

MATRIX SPIKE & MATRIX SPIKE DUPLICATE: 3499355 3499356

| Parameter | Units | 92578669001 Result | MS Spike Conc. | MSD Spike Conc. | MS Result | MSD Result | MS % Rec | MSD % Rec | % Rec Limits | RPD | Max RPD | Qual |
|---|---|---|---|---|---|---|---|---|---|---|---|---|
| 1,1,1,2-Tetrachloroethane | ug/L | ND | 4000 | 4000 | 4290 | 4260 | 107 | 107 | 60-140 | 1 | 30 | |
| 1,1,1-Trichloroethane | ug/L | ND | 4000 | 4000 | 4640 | 4720 | 116 | 118 | 60-140 | 2 | 30 | |
| 1,1,2,2-Tetrachloroethane | ug/L | ND | 4000 | 4000 | 4180 | 4210 | 104 | 105 | 60-140 | 1 | 30 | |
| 1,1,2-Trichloroethane | ug/L | ND | 4000 | 4000 | 4560 | 4560 | 114 | 114 | 60-140 | 0 | 30 | |
| 1,1-Dichloroethane | ug/L | ND | 4000 | 4000 | 4570 | 4670 | 114 | 117 | 60-140 | 2 | 30 | |
| 1,1-Dichloroethene | ug/L | ND | 4000 | 4000 | 4460 | 4590 | 111 | 115 | 60-140 | 3 | 30 | |
| 1,1-Dichloropropene | ug/L | ND | 4000 | 4000 | 4800 | 4810 | 120 | 120 | 60-140 | 0 | 30 | |
| 1,2,3-Trichlorobenzene | ug/L | ND | 4000 | 4000 | 3930 | 4160 | 98 | 104 | 60-140 | 6 | 30 | |
| 1,2,3-Trichloropropane | ug/L | ND | 4000 | 4000 | 4070 | 4050 | 102 | 101 | 60-140 | 0 | 30 | |
| 1,2,4-Trichlorobenzene | ug/L | ND | 4000 | 4000 | 4000 | 4220 | 100 | 106 | 60-140 | 5 | 30 | |
| 1,2,4-Trimethylbenzene | ug/L | 501 | 4000 | 4000 | 4610 | 4550 | 103 | 101 | 60-140 | 1 | 30 | |
| 1,2-Dibromo-3-chloropropane | ug/L | ND | 4000 | 4000 | 4120 | 4080 | 103 | 102 | 60-140 | 1 | 30 | |
| 1,2-Dibromoethane (EDB) | ug/L | ND | 4000 | 4000 | 4320 | 4230 | 108 | 106 | 60-140 | 2 | 30 | |
| 1,2-Dichlorobenzene | ug/L | ND | 4000 | 4000 | 4150 | 4140 | 104 | 103 | 60-140 | 0 | 30 | |
| 1,2-Dichloroethane | ug/L | ND | 4000 | 4000 | 4360 | 4340 | 109 | 108 | 60-140 | 1 | 30 | |
| 1,2-Dichloropropane | ug/L | ND | 4000 | 4000 | 4850 | 4820 | 121 | 121 | 60-140 | 1 | 30 | |
| 1,3,5-Trimethylbenzene | ug/L | 233 | 4000 | 4000 | 4500 | 4470 | 107 | 106 | 60-140 | 0 | 30 | |
| 1,3-Dichlorobenzene | ug/L | ND | 4000 | 4000 | 4160 | 4150 | 104 | 104 | 60-140 | 0 | 30 | |
| 1,3-Dichloropropane | ug/L | ND | 4000 | 4000 | 4320 | 4320 | 108 | 108 | 60-140 | 0 | 30 | |
| 1,4-Dichlorobenzene | ug/L | ND | 4000 | 4000 | 4230 | 4190 | 106 | 105 | 60-140 | 1 | 30 | |
| 2,2-Dichloropropane | ug/L | ND | 4000 | 4000 | 4280 | 4280 | 107 | 107 | 60-140 | 0 | 30 | |
| 2-Chlorotoluene | ug/L | ND | 4000 | 4000 | 4350 | 4250 | 109 | 106 | 60-140 | 2 | 30 | |
| 4-Chlorotoluene | ug/L | ND | 4000 | 4000 | 4130 | 4090 | 103 | 102 | 60-140 | 1 | 30 | |
| Benzene | ug/L | 359 | 4000 | 4000 | 5060 | 4940 | 118 | 115 | 60-140 | 2 | 30 | |
| Bromobenzene | ug/L | ND | 4000 | 4000 | 4300 | 4230 | 107 | 106 | 60-140 | 1 | 30 | |
| Bromochloromethane | ug/L | ND | 4000 | 4000 | 4720 | 4640 | 118 | 116 | 60-140 | 2 | 30 | |
| Bromodichloromethane | ug/L | ND | 4000 | 4000 | 4530 | 4570 | 113 | 114 | 60-140 | 1 | 30 | |
| Bromoform | ug/L | ND | 4000 | 4000 | 4120 | 4220 | 103 | 106 | 60-140 | 2 | 30 | |
| Bromomethane | ug/L | ND | 4000 | 4000 | 3460 | 3990 | 87 | 100 | 60-140 | 14 | 30 | |
| Carbon tetrachloride | ug/L | ND | 4000 | 4000 | 4660 | 4670 | 117 | 117 | 60-140 | 0 | 30 | |
| Chlorobenzene | ug/L | ND | 4000 | 4000 | 4410 | 4380 | 110 | 109 | 60-140 | 1 | 30 | |
| Chloroethane | ug/L | ND | 4000 | 4000 | 4620 | 4880 | 116 | 122 | 60-140 | 5 | 30 | |
| Chloroform | ug/L | ND | 4000 | 4000 | 4350 | 4370 | 109 | 109 | 60-140 | 0 | 30 | |
| Chloromethane | ug/L | ND | 4000 | 4000 | 4000 | 4150 | 100 | 104 | 60-140 | 4 | 30 | |
| cis-1,2-Dichloroethene | ug/L | ND | 4000 | 4000 | 4570 | 4580 | 114 | 115 | 60-140 | 0 | 30 | |
| cis-1,3-Dichloropropene | ug/L | ND | 4000 | 4000 | 4400 | 4380 | 110 | 110 | 60-140 | 0 | 30 | |
| Dibromochloromethane | ug/L | ND | 4000 | 4000 | 4330 | 4270 | 108 | 107 | 60-140 | 1 | 30 | |
| Dibromomethane | ug/L | ND | 4000 | 4000 | 4460 | 4480 | 112 | 112 | 60-140 | 0 | 30 | |

**Results presented on this page are in the units indicated by the "Units" column except where an alternate unit is presented to the right of the result.**

## REPORT OF LABORATORY ANALYSIS

This report shall not be reproduced, except in full,
without the written consent of Pace Analytical Services, LLC.

**Pace Analytical Services, LLC**
9800 Kincey Ave. Suite 100
Huntersville, NC 28078
(704)875-9092

## QUALITY CONTROL DATA

Project: 2020-L1-2448 Incident
Pace Project No.: 92579404

MATRIX SPIKE & MATRIX SPIKE DUPLICATE: 3499355 3499356

| Parameter | Units | 92578669001 Result | MS Spike Conc. | MSD Spike Conc. | MS Result | MSD Result | MS % Rec | MSD % Rec | % Rec Limits | RPD | Max RPD | Qual |
|---|---|---|---|---|---|---|---|---|---|---|---|---|
| Dichlorodifluoromethane | ug/L | ND | 4000 | 4000 | 3210 | 3280 | 80 | 82 | 60-140 | 2 | 30 | |
| Diisopropyl ether | ug/L | ND | 4000 | 4000 | 4240 | 4170 | 106 | 104 | 60-140 | 2 | 30 | |
| Ethanol | ug/L | ND | 160000 | 160000 | 153000 | 153000 | 96 | 96 | 60-140 | 0 | 30 | |
| Ethylbenzene | ug/L | 117 | 4000 | 4000 | 4510 | 4470 | 110 | 109 | 60-140 | 1 | 30 | |
| Hexachloro-1,3-butadiene | ug/L | ND | 4000 | 4000 | 4110 | 4130 | 103 | 103 | 60-140 | 0 | 30 | |
| Isopropylbenzene (Cumene) | ug/L | ND | 4000 | 4000 | 4500 | 4470 | 112 | 112 | 60-140 | 1 | 30 | |
| m&p-Xylene | ug/L | 767 | 8000 | 8000 | 9480 | 9380 | 109 | 108 | 60-140 | 1 | 30 | |
| Methyl-tert-butyl ether | ug/L | 27700 | 4000 | 4000 | 36200 | 34800 | 212 | 178 | 60-140 | 4 | 30 | M1 |
| Methylene Chloride | ug/L | ND | 4000 | 4000 | 4360 | 4340 | 109 | 109 | 60-140 | 0 | 30 | |
| n-Butylbenzene | ug/L | ND | 4000 | 4000 | 4150 | 4250 | 104 | 106 | 60-140 | 2 | 30 | |
| n-Propylbenzene | ug/L | ND | 4000 | 4000 | 4260 | 4160 | 106 | 103 | 60-140 | 2 | 30 | |
| Naphthalene | ug/L | 135J | 4000 | 4000 | 4020 | 4090 | 97 | 99 | 60-140 | 2 | 30 | |
| o-Xylene | ug/L | 854 | 4000 | 4000 | 5160 | 5170 | 108 | 108 | 60-140 | 0 | 30 | |
| sec-Butylbenzene | ug/L | ND | 4000 | 4000 | 4000 | 4060 | 100 | 102 | 60-140 | 2 | 30 | |
| Styrene | ug/L | ND | 4000 | 4000 | 4320 | 4390 | 108 | 110 | 60-140 | 2 | 30 | |
| tert-Butylbenzene | ug/L | ND | 4000 | 4000 | 3590 | 3560 | 90 | 89 | 60-140 | 1 | 30 | |
| Tetrachloroethene | ug/L | ND | 4000 | 4000 | 4270 | 4290 | 107 | 107 | 60-140 | 1 | 30 | |
| Toluene | ug/L | 103 | 4000 | 4000 | 4580 | 4570 | 112 | 112 | 60-140 | 0 | 30 | |
| trans-1,2-Dichloroethene | ug/L | ND | 4000 | 4000 | 4630 | 4660 | 116 | 116 | 60-140 | 1 | 30 | |
| trans-1,3-Dichloropropene | ug/L | ND | 4000 | 4000 | 4230 | 4190 | 106 | 105 | 60-140 | 1 | 30 | |
| Trichloroethene | ug/L | ND | 4000 | 4000 | 4780 | 4740 | 119 | 118 | 60-140 | 1 | 30 | |
| Trichlorofluoromethane | ug/L | ND | 4000 | 4000 | 4190 | 4270 | 105 | 107 | 60-140 | 2 | 30 | |
| Vinyl chloride | ug/L | ND | 4000 | 4000 | 4070 | 4140 | 102 | 103 | 60-140 | 2 | 30 | |
| 1,2-Dichloroethane-d4 (S) | % | | | | | | 96 | 97 | 70-130 | | | |
| 4-Bromofluorobenzene (S) | % | | | | | | 100 | 101 | 70-130 | | | |
| Toluene-d8 (S) | % | | | | | | 100 | 101 | 70-130 | | | |

**Results presented on this page are in the units indicated by the "Units" column except where an alternate unit is presented to the right of the result.**

## REPORT OF LABORATORY ANALYSIS

This report shall not be reproduced, except in full,
without the written consent of Pace Analytical Services, LLC.

**Pace Analytical Services, LLC**
9800 Kincey Ave. Suite 100
Huntersville, NC 28078
(704)875-9092

# QUALIFIERS

Project: 2020-L1-2448 Incident
Pace Project No.: 92579404

## DEFINITIONS

DF - Dilution Factor, if reported, represents the factor applied to the reported data due to dilution of the sample aliquot.

ND - Not Detected at or above adjusted reporting limit.

TNTC - Too Numerous To Count

J - Estimated concentration above the adjusted method detection limit and below the adjusted reporting limit.

MDL - Adjusted Method Detection Limit.

PQL - Practical Quantitation Limit.

RL - Reporting Limit - The lowest concentration value that meets project requirements for quantitative data with known precision and bias for a specific analyte in a specific matrix.

S - Surrogate

1,2-Diphenylhydrazine decomposes to and cannot be separated from Azobenzene using Method 8270. The result for each analyte is a combined concentration.

Consistent with EPA guidelines, unrounded data are displayed and have been used to calculate % recovery and RPD values.

LCS(D) - Laboratory Control Sample (Duplicate)

MS(D) - Matrix Spike (Duplicate)

DUP - Sample Duplicate

RPD - Relative Percent Difference

NC - Not Calculable.

SG - Silica Gel - Clean-Up

U - Indicates the compound was analyzed for, but not detected.

Acid preservation may not be appropriate for 2 Chloroethylvinyl ether.

A separate vial preserved to a pH of 4-5 is recommended in SW846 Chapter 4 for the analysis of Acrolein and Acrylonitrile by EPA Method 8260.

N-Nitrosodiphenylamine decomposes and cannot be separated from Diphenylamine using Method 8270. The result reported for each analyte is a combined concentration.

Reported results are not rounded until the final step prior to reporting. Therefore, calculated parameters that are typically reported as "Total" may vary slightly from the sum of the reported component parameters.

Pace Analytical is TNI accredited. Contact your Pace PM for the current list of accredited analytes.

TNI - The NELAC Institute.

## ANALYTE QUALIFIERS

| | |
|---|---|
| M1 | Matrix spike recovery exceeded QC limits. Batch accepted based on laboratory control sample (LCS) recovery. |
| N2 | The lab does not hold NELAC/TNI accreditation for this parameter but other accreditations/certifications may apply. A complete list of accreditations/certifications is available upon request. |



This report shall not be reproduced, except in full,
without the written consent of Pace Analytical Services, LLC.

**Pace Analytical Services, LLC**
9800 Kincey Ave. Suite 100
Huntersville, NC 28078
(704)875-9092

## QUALITY CONTROL DATA CROSS REFERENCE TABLE

Project: 2020-L1-2448 Incident
Pace Project No.: 92579404

| Lab ID | Sample ID | QC Batch Method | QC Batch | Analytical Method | Analytical Batch |
|---|---|---|---|---|---|
| **92579404001** | **13800_HC_RD** | MADEP VPH | 667692 | | |
| **92579404001** | **13800_HC_RD** | EPA 3010A | 668894 | EPA 6010D | 669318 |
| **92579404001** | **13800_HC_RD** | SM 6200B | 667976 | | |



This report shall not be reproduced, except in full,
without the written consent of Pace Analytical Services, LLC.

Pace Analytical

# CHAIN-OF-CUSTODY Analytical Request Document

Chain-of-Custody is a LEGAL DOCUMENT - Complete all relevent fields

LAB U

WO# : 92579404

92579404

Number or

Company: Apex Companies

Address:

Billing Information:

Report To: Andrew Street

Email To: andrew-street@apexcos.com

Copy To:

Site Collection Info/Address:

Customer Project Name/Number: 2020-L1-2448

State: NC / County/City: Huntersville

Time Zone Collected: [ ] PT [ ] MT [ ] CT [X] ET

Phone:
Email:

Site/Facility ID #:

Compliance Monitoring? [ ] Yes [ ] No

Collected By (print): Vanessa Hunter

Purchase Order #:
Quote #:

DW PWS ID #:
DW Location Code:

Collected By (signature):

Turnaround Date Required: ASAP

Immediately Packed on Ice: [ ] Yes [ ] No

Sample Disposal:
[ ] Dispose as appropriate [ ] Return
[ ] Archive: _____
[ ] Hold: _____

Rush: [ ] Same Day [ ] Next Day
[ ] 2 Day [ ] 3 Day [ ] 4 Day [ ] 5 Day
(Expedite Charges Apply)

Field Filtered (if applicable): [ ] Yes [ ] No
Analysis: _____

* Matrix Codes (Insert in Matrix box below): Drinking Water (DW), Ground Water (GW), Wastewater (WW), Product (P), Soil/Solid (SL), Oil (OL), Wipe (WP), Air (AR), Tissue (TS), Bioassay (B), Vapor (V), Other (OT)

Container Preservative Type **: 3 3 1

Lab Project Manager:

** Preservative Types: (1) nitric acid, (2) sulfuric acid, (3) hydrochloric acid, (4) sodium hydroxide, (5) zinc acetate, (6) methanol, (7) sodium bisulfate, (8) sodium thiosulfate, (9) hexane, (A) ascorbic acid, (B) ammonium sulfate, (C) ammonium hydroxide, (D) TSP, (U) Unpreserved, (O) Other _____

Analyses

| Customer Sample ID | Matrix * | Comp / Grab | Collected (or Composite Start) Date | Collected (or Composite Start) Time | Composite End Date | Composite End Time | Res Cl | # of Ctns | VOCs by 6200B | MADEP VPH | Lead |
|---|---|---|---|---|---|---|---|---|---|---|---|
| 13800-HC-RD | DW | Grab | 12/21/21 | 0850 | — | — | — | 8 | X | X | X |

Lab Profile/Line:

Lab Sample Receipt Checklist:

| | | | |
|---|---|---|---|
| Custody Seals Present/Intact | Y | N | NA |
| Custody Signatures Present | Y | N | NA |
| Collector Signature Present | Y | N | NA |
| Bottles Intact | Y | N | NA |
| Correct Bottles | Y | N | NA |
| Sufficient Volume | Y | N | NA |
| Samples Received on Ice | Y | N | NA |
| VOA - Headspace Acceptable | Y | N | NA |
| USDA Regulated Soils | Y | N | NA |
| Samples in Holding Time | Y | N | NA |
| Residual Chlorine Present | Y | N | NA |
| Cl Strips: | | | |
| Sample pH Acceptable | Y | N | NA |
| pH Strips: 22381AV | | | |
| Sulfide Present | Y | N | NA |
| Lead Acetate Strips: | | | |

LAB USE ONLY:
Lab Sample # / Comments:
92579404

Customer Remarks / Special Conditions / Possible Hazards:

Type of Ice Used: Wet Blue Dry None

Packing Material Used: BB

Radchem sample(s) screened (<500 cpm): Y N NA

SHORT HOLDS PRESENT (<72 hours): Y N N/A

Lab Tracking #: 2601709

Samples received via: FEDEX UPS Client Courier Pace Courier

Lab Sample Temperature Info:
Temp Blank Received: Y N NA
Therm ID#: 92T064C
Cooler 1 Temp Upon Receipt: 2.7 oC
Cooler 1 Therm Corr. Factor: 0 oC
Cooler 1 Corrected Temp: 2.7 oC
Comments:

| Relinquished by/Company: (Signature) | Date/Time: | Received by/Company: (Signature) | Date/Time: |
|---|---|---|---|
| Vanessa Hunter / Apex | 12-21-21 / 1315 | [signature] / APEX | 12-21/21/1345 |
| [signature] / APEX | 12-21-21 / 1345 | [signature] PACE HUL | 12/21/21 13:45 |
| | | | |

MTJL LAB USE ONLY
Table #:
Acctnum:
Template:
Prelogin:
PM:
PB:

Trip Blank Received: Y N NA
HCL MeOH TSP Other

Non Conformance(s): YES / NO

Page: 1 of: 1

| Pace Analytical® | Document Name: Bottle Identification Form (BIF) | Document Issued: November 15, 2021 Page 1 of 1 |
|---|---|---|
| | Document No.: F-CAR-CS-043-Rev.01 | Issuing Authority: Pace Carolinas Quality Office |

***Check mark top half of box if pH and/or dechlorination is verified and within the acceptance range for preservation samples.**

Exceptions: VOA, Coliform, TOC, Oil and Grease, DRO/8015 (water) DOC, LLHg

****Bottom half of box is to list number of bottles**

Project # **WO# : 92579404**

PM: AMB Due Date: 12/29/21

CLIENT: 92-APEX MOOR

| Matrix | Item# | BP4U-125 mL Plastic Unpreserved (N/A) (Cl-) | BP3U-250 mL Plastic Unpreserved (N/A) | BP2U-500 mL Plastic Unpreserved (N/A) | BP1U-1 liter Plastic Unpreserved (N/A) | BP4S-125 mL Plastic H2SO4 (pH < 2) (Cl-) | BP3N-250 mL plastic HNO3 (pH < 2) | BP4Z-125 mL Plastic ZN Acetate & NaOH (>9) | BP4B-125 mL Plastic NaOH (pH > 12) (Cl-) | WGFU-Wide-mouthed Glass jar Unpreserved | AG1U-1 liter Amber Unpreserved (N/A) (Cl-) | AG1H-1 liter Amber HCl (pH < 2) | AG3U-250 mL Amber Unpreserved (N/A) (Cl-) | AG1S-1 liter Amber H2SO4 (pH < 2) | AG3S-250 mL Amber H2SO4 (pH < 2) | AG3A(DG3A)-250 mL Amber NH4Cl (N/A)(Cl-) | DG9H-40 mL VOA HCl (N/A) | VG9T-40 mL VOA Na2S2O3 (N/A) | VG9U-40 mL VOA Unpreserved (N/A) | DG9P-40 mL VOA H3PO4 (N/A) | VOAK (3 vials per kit)-5035 kit (N/A) | V/GK (3 vials per kit)-VPH/Gas kit (N/A) | SP5T-125 mL Sterile Plastic (N/A – lab) | SP2T-250 mL Sterile Plastic (N/A – lab) | | BP3A-250 mL Plastic (NH2)2SO4 (9.3-9.7) | AG0U-100 mL Amber Unpreserved vials (N/A) | VSGU-20 mL Scintillation vials (N/A) | DG9U-40 mL Amber Unpreserved vials (N/A) |
|---|---|---|---|---|---|---|---|---|---|---|---|---|---|---|---|---|---|---|---|---|---|---|---|---|---|---|---|---|---|
| | 1 | | | | | | 1 | | | | | | | | | | 7 | | | | | | | | | | | | |
| | 2 | | | | | | | | | | | | | | | | | | | | | | | | | | | | |
| | 3 | | | | | | | | | | | | | | | | | | | | | | | | | | | | |
| | 4 | | | | | | | | | | | | | | | | | | | | | | | | | | | | |
| | 5 | | | | | | | | | | | | | | | | | | | | | | | | | | | | |
| | 6 | | | | | | | | | | | | | | | | | | | | | | | | | | | | |
| | 7 | | | | | | | | | | | | | | | | | | | | | | | | | | | | |
| | 8 | | | | | | | | | | | | | | | | | | | | | | | | | | | | |
| | 9 | | | | | | | | | | | | | | | | | | | | | | | | | | | | |
| | 10 | | | | | | | | | | | | | | | | | | | | | | | | | | | | |
| | 11 | | | | | | | | | | | | | | | | | | | | | | | | | | | | |
| | 12 | | | | | | | | | | | | | | | | | | | | | | | | | | | | |

## pH Adjustment Log for Preserved Samples

| Sample ID | Type of Preservative | pH upon receipt | Date preservation adjusted | Time preservation adjusted | Amount of Preservative added | Lot # |
|---|---|---|---|---|---|---|
| | | | | | | |
| | | | | | | |
| | | | | | | |

Note: Whenever there is a discrepancy affecting North Carolina compliance samples, a copy of this form will be sent to the North Carolina DEHNR Certification Office (i.e. Out of hold, incorrect preservative, out of temp, incorrect containers.

**Pace Analytical Services, LLC**
9800 Kincey Ave. Suite 100
Huntersville, NC 28078
(704)875-9092

January 11, 2022

Andrew Street
Apex Companies - NC
5900 Northwoods Business Pkwy
Suite 5900-0
Charlotte, NC 28269

RE: Project: 2020-L1-2448 Incident
Pace Project No.: 92579410

Dear Andrew Street:

Enclosed are the analytical results for sample(s) received by the laboratory on December 21, 2021. The results relate only to the samples included in this report. Results reported herein conform to the applicable TNI/NELAC Standards and the laboratory's Quality Manual, where applicable, unless otherwise noted in the body of the report.

The test results provided in this final report were generated by each of the following laboratories within the Pace Network:

- Pace Analytical Services - Asheville
- Pace Analytical Services - Charlotte

If you have any questions concerning this report, please feel free to contact me.

Sincerely,

Angela M. Baioni

Angela Baioni
angela.baioni@pacelabs.com
(704)875-9092
Project Manager

Enclosures

cc: J Culbreath, Colonial Pipeline Company
Naomi Fretz, APEX Companies, LLC
Robert Hughes, Colonial Pipeline
Cameron Lee, Montrose-EPS
Jamie Moran, APEX Companies, LLC
Jeff Morrison, Colonial Pipeline Company
Tom Naumann, APEX Companies - NC
Joe Nicolette, Montrose-EPS
Kaitlyn Nootens, Apex Companies
Christopher Schultz, Apex Companies
Matt Teixeira, Apex Companies, LLC
Michael Verdon, Colonial Pipeline Company
JM Wyatt, Colonial Pipeline Company

**REPORT OF LABORATORY ANALYSIS**

This report shall not be reproduced, except in full,
without the written consent of Pace Analytical Services, LLC.

**Pace Analytical Services, LLC**
9800 Kincey Ave.  Suite 100
Huntersville, NC 28078
(704)875-9092

## CERTIFICATIONS

Project: 2020-L1-2448 Incident
Pace Project No.: 92579410

**Pace Analytical Services Charlotte**

South Carolina Laboratory ID: 99006
9800 Kincey Ave. Ste 100, Huntersville, NC 28078
North Carolina Drinking Water Certification #: 37706
North Carolina Field Services Certification #: 5342
North Carolina Wastewater Certification #: 12
South Carolina Laboratory ID: 99006
South Carolina Certification #: 99006001
South Carolina Drinking Water Cert. #: 99006003
Florida/NELAP Certification #: E87627
Kentucky UST Certification #: 84
Louisiana DoH Drinking Water #: LA029
Virginia/VELAP Certification #: 460221

**Pace Analytical Services Asheville**

2225 Riverside Drive, Asheville, NC  28804
Florida/NELAP Certification #: E87648
North Carolina Drinking Water Certification #: 37712
North Carolina Wastewater Certification #: 40
South Carolina Laboratory ID: 99030
South Carolina Certification #: 99030001
Virginia/VELAP Certification #: 460222



This report shall not be reproduced, except in full,
without the written consent of Pace Analytical Services, LLC.

**Pace Analytical Services, LLC**
9800 Kincey Ave. Suite 100
Huntersville, NC 28078
(704)875-9092

## SAMPLE SUMMARY

Project: 2020-L1-2448 Incident
Pace Project No.: 92579410

| Lab ID | Sample ID | Matrix | Date Collected | Date Received |
|---|---|---|---|---|
| **92579410001** | **DUP-1** | Water | 12/21/21 00:00 | 12/21/21 13:45 |
| **92579410002** | **FB-1** | Water | 12/21/21 10:10 | 12/21/21 13:45 |
| **92579410003** | **TRIP BLANK** | Water | 12/21/21 00:00 | 12/21/21 13:45 |



This report shall not be reproduced, except in full,
without the written consent of Pace Analytical Services, LLC.

**Pace Analytical Services, LLC**
9800 Kincey Ave. Suite 100
Huntersville, NC 28078
(704)875-9092

## SAMPLE ANALYTE COUNT

Project: 2020-L1-2448 Incident
Pace Project No.: 92579410

| Lab ID | Sample ID | Method | Analysts | Analytes Reported | Laboratory |
|---|---|---|---|---|---|
| **92579410001** | **DUP-1** | MADEP VPH | MAD | 6 | PASI-C |
| | | EPA 6010D | DS | 1 | PASI-A |
| | | SM 6200B | CL | 64 | PASI-C |
| **92579410002** | **FB-1** | MADEP VPH | MAD | 6 | PASI-C |
| | | EPA 6010D | DS | 1 | PASI-A |
| | | SM 6200B | SAS | 64 | PASI-C |
| **92579410003** | **TRIP BLANK** | SM 6200B | CL | 64 | PASI-C |

PASI-A = Pace Analytical Services - Asheville
PASI-C = Pace Analytical Services - Charlotte



This report shall not be reproduced, except in full,
without the written consent of Pace Analytical Services, LLC.

**Pace Analytical Services, LLC**
9800 Kincey Ave. Suite 100
Huntersville, NC 28078
(704)875-9092

## ANALYTICAL RESULTS

Project: 2020-L1-2448 Incident
Pace Project No.: 92579410

**Sample: DUP-1** **Lab ID: 92579410001** Collected: 12/21/21 00:00 Received: 12/21/21 13:45 Matrix: Water

| Parameters | Results | Units | Report Limit | MDL | DF | Prepared | Analyzed | CAS No. | Qual |
|---|---|---|---|---|---|---|---|---|---|
| **VPH NC Water** | Analytical Method: MADEP VPH<br>Pace Analytical Services - Charlotte | | | | | | | | |
| Total VPH (C5-C12) | ND | ug/L | 50.0 | 50.0 | 1 | | 12/22/21 01:47 | | N2 |
| Aliphatic (C05-C08) | ND | ug/L | 50.0 | 50.0 | 1 | | 12/22/21 01:47 | | N2 |
| Aliphatic(C09-C12) Adjusted | ND | ug/L | 50.0 | 50.0 | 1 | | 12/22/21 01:47 | | N2 |
| Aromatic (C09-C10) | ND | ug/L | 50.0 | 50.0 | 1 | | 12/22/21 01:47 | | N2 |
| ***Surrogates*** | | | | | | | | | |
| 4-Bromofluorobenzene (FID) (S) | 98 | % | 70-130 | | 1 | | 12/22/21 01:47 | 460-00-4 | |
| 4-Bromofluorobenzene (PID) (S) | 92 | % | 70-130 | | 1 | | 12/22/21 01:47 | 460-00-4 | |
| **6010 MET ICP** | Analytical Method: EPA 6010D Preparation Method: EPA 3010A<br>Pace Analytical Services - Asheville | | | | | | | | |
| Lead | ND | ug/L | 5.0 | 4.5 | 1 | 12/30/21 15:01 | 01/07/22 18:07 | 7439-92-1 | |
| **6200B MSV** | Analytical Method: SM 6200B<br>Pace Analytical Services - Charlotte | | | | | | | | |
| Benzene | ND | ug/L | 0.50 | 0.34 | 1 | | 12/22/21 21:45 | 71-43-2 | |
| Bromobenzene | ND | ug/L | 0.50 | 0.29 | 1 | | 12/22/21 21:45 | 108-86-1 | |
| Bromochloromethane | ND | ug/L | 0.50 | 0.47 | 1 | | 12/22/21 21:45 | 74-97-5 | |
| Bromodichloromethane | ND | ug/L | 0.50 | 0.31 | 1 | | 12/22/21 21:45 | 75-27-4 | |
| Bromoform | ND | ug/L | 0.50 | 0.34 | 1 | | 12/22/21 21:45 | 75-25-2 | |
| Bromomethane | ND | ug/L | 5.0 | 1.7 | 1 | | 12/22/21 21:45 | 74-83-9 | |
| n-Butylbenzene | ND | ug/L | 0.50 | 0.49 | 1 | | 12/22/21 21:45 | 104-51-8 | |
| sec-Butylbenzene | ND | ug/L | 0.50 | 0.40 | 1 | | 12/22/21 21:45 | 135-98-8 | |
| tert-Butylbenzene | ND | ug/L | 0.50 | 0.32 | 1 | | 12/22/21 21:45 | 98-06-6 | |
| Carbon tetrachloride | ND | ug/L | 0.50 | 0.33 | 1 | | 12/22/21 21:45 | 56-23-5 | |
| Chlorobenzene | ND | ug/L | 0.50 | 0.28 | 1 | | 12/22/21 21:45 | 108-90-7 | |
| Chloroethane | ND | ug/L | 1.0 | 0.65 | 1 | | 12/22/21 21:45 | 75-00-3 | |
| Chloroform | ND | ug/L | 0.50 | 0.35 | 1 | | 12/22/21 21:45 | 67-66-3 | |
| Chloromethane | ND | ug/L | 1.0 | 0.54 | 1 | | 12/22/21 21:45 | 74-87-3 | |
| 2-Chlorotoluene | ND | ug/L | 0.50 | 0.32 | 1 | | 12/22/21 21:45 | 95-49-8 | |
| 4-Chlorotoluene | ND | ug/L | 0.50 | 0.32 | 1 | | 12/22/21 21:45 | 106-43-4 | |
| 1,2-Dibromo-3-chloropropane | ND | ug/L | 1.0 | 0.34 | 1 | | 12/22/21 21:45 | 96-12-8 | |
| Dibromochloromethane | ND | ug/L | 0.50 | 0.36 | 1 | | 12/22/21 21:45 | 124-48-1 | |
| 1,2-Dibromoethane (EDB) | ND | ug/L | 0.50 | 0.27 | 1 | | 12/22/21 21:45 | 106-93-4 | |
| Dibromomethane | ND | ug/L | 0.50 | 0.39 | 1 | | 12/22/21 21:45 | 74-95-3 | |
| 1,2-Dichlorobenzene | ND | ug/L | 0.50 | 0.34 | 1 | | 12/22/21 21:45 | 95-50-1 | |
| 1,3-Dichlorobenzene | ND | ug/L | 0.50 | 0.34 | 1 | | 12/22/21 21:45 | 541-73-1 | |
| 1,4-Dichlorobenzene | ND | ug/L | 0.50 | 0.33 | 1 | | 12/22/21 21:45 | 106-46-7 | |
| Dichlorodifluoromethane | ND | ug/L | 0.50 | 0.35 | 1 | | 12/22/21 21:45 | 75-71-8 | |
| 1,1-Dichloroethane | ND | ug/L | 0.50 | 0.37 | 1 | | 12/22/21 21:45 | 75-34-3 | |
| 1,2-Dichloroethane | ND | ug/L | 0.50 | 0.32 | 1 | | 12/22/21 21:45 | 107-06-2 | |
| 1,1-Dichloroethene | ND | ug/L | 0.50 | 0.35 | 1 | | 12/22/21 21:45 | 75-35-4 | |
| cis-1,2-Dichloroethene | ND | ug/L | 0.50 | 0.38 | 1 | | 12/22/21 21:45 | 156-59-2 | |
| trans-1,2-Dichloroethene | ND | ug/L | 0.50 | 0.40 | 1 | | 12/22/21 21:45 | 156-60-5 | |
| 1,2-Dichloropropane | ND | ug/L | 0.50 | 0.36 | 1 | | 12/22/21 21:45 | 78-87-5 | |
| 1,3-Dichloropropane | ND | ug/L | 0.50 | 0.28 | 1 | | 12/22/21 21:45 | 142-28-9 | |

## REPORT OF LABORATORY ANALYSIS

This report shall not be reproduced, except in full,
without the written consent of Pace Analytical Services, LLC.

**Pace Analytical Services, LLC**
9800 Kincey Ave. Suite 100
Huntersville, NC 28078
(704)875-9092

## ANALYTICAL RESULTS

Project: 2020-L1-2448 Incident
Pace Project No.: 92579410

**Sample: DUP-1** **Lab ID: 92579410001** Collected: 12/21/21 00:00 Received: 12/21/21 13:45 Matrix: Water

| Parameters | Results | Units | Report Limit | MDL | DF | Prepared | Analyzed | CAS No. | Qual |
|---|---|---|---|---|---|---|---|---|---|
| **6200B MSV** | Analytical Method: SM 6200B<br>Pace Analytical Services - Charlotte | | | | | | | | |
| 2,2-Dichloropropane | ND | ug/L | 0.50 | 0.39 | 1 | | 12/22/21 21:45 | 594-20-7 | |
| 1,1-Dichloropropene | ND | ug/L | 0.50 | 0.43 | 1 | | 12/22/21 21:45 | 563-58-6 | |
| cis-1,3-Dichloropropene | ND | ug/L | 0.50 | 0.36 | 1 | | 12/22/21 21:45 | 10061-01-5 | |
| trans-1,3-Dichloropropene | ND | ug/L | 0.50 | 0.36 | 1 | | 12/22/21 21:45 | 10061-02-6 | |
| Diisopropyl ether | ND | ug/L | 0.50 | 0.31 | 1 | | 12/22/21 21:45 | 108-20-3 | |
| Ethanol | ND | ug/L | 200 | 72.2 | 1 | | 12/22/21 21:45 | 64-17-5 | |
| Ethylbenzene | ND | ug/L | 0.50 | 0.30 | 1 | | 12/22/21 21:45 | 100-41-4 | |
| Hexachloro-1,3-butadiene | ND | ug/L | 2.0 | 1.5 | 1 | | 12/22/21 21:45 | 87-68-3 | |
| Isopropylbenzene (Cumene) | ND | ug/L | 0.50 | 0.33 | 1 | | 12/22/21 21:45 | 98-82-8 | |
| Methylene Chloride | ND | ug/L | 2.0 | 2.0 | 1 | | 12/22/21 21:45 | 75-09-2 | |
| Methyl-tert-butyl ether | ND | ug/L | 0.50 | 0.42 | 1 | | 12/22/21 21:45 | 1634-04-4 | |
| Naphthalene | ND | ug/L | 2.0 | 0.64 | 1 | | 12/22/21 21:45 | 91-20-3 | |
| n-Propylbenzene | ND | ug/L | 0.50 | 0.34 | 1 | | 12/22/21 21:45 | 103-65-1 | |
| Styrene | ND | ug/L | 0.50 | 0.29 | 1 | | 12/22/21 21:45 | 100-42-5 | |
| 1,1,1,2-Tetrachloroethane | ND | ug/L | 0.50 | 0.31 | 1 | | 12/22/21 21:45 | 630-20-6 | |
| 1,1,2,2-Tetrachloroethane | ND | ug/L | 0.50 | 0.22 | 1 | | 12/22/21 21:45 | 79-34-5 | |
| Tetrachloroethene | ND | ug/L | 0.50 | 0.29 | 1 | | 12/22/21 21:45 | 127-18-4 | |
| Toluene | ND | ug/L | 0.50 | 0.48 | 1 | | 12/22/21 21:45 | 108-88-3 | |
| 1,2,3-Trichlorobenzene | ND | ug/L | 2.0 | 0.81 | 1 | | 12/22/21 21:45 | 87-61-6 | |
| 1,2,4-Trichlorobenzene | ND | ug/L | 2.0 | 0.64 | 1 | | 12/22/21 21:45 | 120-82-1 | |
| 1,1,1-Trichloroethane | ND | ug/L | 0.50 | 0.33 | 1 | | 12/22/21 21:45 | 71-55-6 | |
| 1,1,2-Trichloroethane | ND | ug/L | 0.50 | 0.32 | 1 | | 12/22/21 21:45 | 79-00-5 | |
| Trichloroethene | ND | ug/L | 0.50 | 0.38 | 1 | | 12/22/21 21:45 | 79-01-6 | |
| Trichlorofluoromethane | ND | ug/L | 1.0 | 0.30 | 1 | | 12/22/21 21:45 | 75-69-4 | |
| 1,2,3-Trichloropropane | ND | ug/L | 0.50 | 0.26 | 1 | | 12/22/21 21:45 | 96-18-4 | |
| 1,2,4-Trimethylbenzene | ND | ug/L | 0.50 | 0.50 | 1 | | 12/22/21 21:45 | 95-63-6 | |
| 1,3,5-Trimethylbenzene | ND | ug/L | 0.50 | 0.33 | 1 | | 12/22/21 21:45 | 108-67-8 | |
| Vinyl chloride | ND | ug/L | 1.0 | 0.39 | 1 | | 12/22/21 21:45 | 75-01-4 | |
| m&p-Xylene | ND | ug/L | 1.0 | 0.71 | 1 | | 12/22/21 21:45 | 179601-23-1 | |
| o-Xylene | ND | ug/L | 0.50 | 0.34 | 1 | | 12/22/21 21:45 | 95-47-6 | |
| ***Surrogates*** | | | | | | | | | |
| 1,2-Dichloroethane-d4 (S) | 91 | % | 70-130 | | 1 | | 12/22/21 21:45 | 17060-07-0 | |
| 4-Bromofluorobenzene (S) | 103 | % | 70-130 | | 1 | | 12/22/21 21:45 | 460-00-4 | |
| Toluene-d8 (S) | 106 | % | 70-130 | | 1 | | 12/22/21 21:45 | 2037-26-5 | |

## REPORT OF LABORATORY ANALYSIS

This report shall not be reproduced, except in full,
without the written consent of Pace Analytical Services, LLC.

**Pace Analytical Services, LLC**
9800 Kincey Ave. Suite 100
Huntersville, NC 28078
(704)875-9092

## ANALYTICAL RESULTS

Project: 2020-L1-2448 Incident
Pace Project No.: 92579410

**Sample: FB-1** **Lab ID: 92579410002** Collected: 12/21/21 10:10 Received: 12/21/21 13:45 Matrix: Water

| Parameters | Results | Units | Report Limit | MDL | DF | Prepared | Analyzed | CAS No. | Qual |
|---|---|---|---|---|---|---|---|---|---|
| **VPH NC Water** | Analytical Method: MADEP VPH<br>Pace Analytical Services - Charlotte | | | | | | | | |
| Total VPH (C5-C12) | ND | ug/L | 50.0 | 50.0 | 1 | | 12/21/21 22:58 | | N2 |
| Aliphatic (C05-C08) | ND | ug/L | 50.0 | 50.0 | 1 | | 12/21/21 22:58 | | N2 |
| Aliphatic(C09-C12) Adjusted | ND | ug/L | 50.0 | 50.0 | 1 | | 12/21/21 22:58 | | N2 |
| Aromatic (C09-C10) | ND | ug/L | 50.0 | 50.0 | 1 | | 12/21/21 22:58 | | N2 |
| ***Surrogates*** | | | | | | | | | |
| 4-Bromofluorobenzene (FID) (S) | 97 | % | 70-130 | | 1 | | 12/21/21 22:58 | 460-00-4 | |
| 4-Bromofluorobenzene (PID) (S) | 89 | % | 70-130 | | 1 | | 12/21/21 22:58 | 460-00-4 | |
| **6010 MET ICP** | Analytical Method: EPA 6010D Preparation Method: EPA 3010A<br>Pace Analytical Services - Asheville | | | | | | | | |
| Lead | ND | ug/L | 5.0 | 4.5 | 1 | 12/30/21 15:01 | 01/07/22 18:11 | 7439-92-1 | |
| **6200B MSV** | Analytical Method: SM 6200B<br>Pace Analytical Services - Charlotte | | | | | | | | |
| Benzene | ND | ug/L | 0.50 | 0.34 | 1 | | 12/23/21 22:24 | 71-43-2 | |
| Bromobenzene | ND | ug/L | 0.50 | 0.29 | 1 | | 12/23/21 22:24 | 108-86-1 | |
| Bromochloromethane | ND | ug/L | 0.50 | 0.47 | 1 | | 12/23/21 22:24 | 74-97-5 | |
| Bromodichloromethane | ND | ug/L | 0.50 | 0.31 | 1 | | 12/23/21 22:24 | 75-27-4 | |
| Bromoform | ND | ug/L | 0.50 | 0.34 | 1 | | 12/23/21 22:24 | 75-25-2 | |
| Bromomethane | ND | ug/L | 5.0 | 1.7 | 1 | | 12/23/21 22:24 | 74-83-9 | |
| n-Butylbenzene | ND | ug/L | 0.50 | 0.49 | 1 | | 12/23/21 22:24 | 104-51-8 | |
| sec-Butylbenzene | ND | ug/L | 0.50 | 0.40 | 1 | | 12/23/21 22:24 | 135-98-8 | |
| tert-Butylbenzene | ND | ug/L | 0.50 | 0.32 | 1 | | 12/23/21 22:24 | 98-06-6 | |
| Carbon tetrachloride | ND | ug/L | 0.50 | 0.33 | 1 | | 12/23/21 22:24 | 56-23-5 | |
| Chlorobenzene | ND | ug/L | 0.50 | 0.28 | 1 | | 12/23/21 22:24 | 108-90-7 | |
| Chloroethane | ND | ug/L | 1.0 | 0.65 | 1 | | 12/23/21 22:24 | 75-00-3 | |
| Chloroform | ND | ug/L | 0.50 | 0.35 | 1 | | 12/23/21 22:24 | 67-66-3 | |
| Chloromethane | ND | ug/L | 1.0 | 0.54 | 1 | | 12/23/21 22:24 | 74-87-3 | |
| 2-Chlorotoluene | ND | ug/L | 0.50 | 0.32 | 1 | | 12/23/21 22:24 | 95-49-8 | |
| 4-Chlorotoluene | ND | ug/L | 0.50 | 0.32 | 1 | | 12/23/21 22:24 | 106-43-4 | |
| 1,2-Dibromo-3-chloropropane | ND | ug/L | 1.0 | 0.34 | 1 | | 12/23/21 22:24 | 96-12-8 | |
| Dibromochloromethane | ND | ug/L | 0.50 | 0.36 | 1 | | 12/23/21 22:24 | 124-48-1 | |
| 1,2-Dibromoethane (EDB) | ND | ug/L | 0.50 | 0.27 | 1 | | 12/23/21 22:24 | 106-93-4 | |
| Dibromomethane | ND | ug/L | 0.50 | 0.39 | 1 | | 12/23/21 22:24 | 74-95-3 | |
| 1,2-Dichlorobenzene | ND | ug/L | 0.50 | 0.34 | 1 | | 12/23/21 22:24 | 95-50-1 | |
| 1,3-Dichlorobenzene | ND | ug/L | 0.50 | 0.34 | 1 | | 12/23/21 22:24 | 541-73-1 | |
| 1,4-Dichlorobenzene | ND | ug/L | 0.50 | 0.33 | 1 | | 12/23/21 22:24 | 106-46-7 | |
| Dichlorodifluoromethane | ND | ug/L | 0.50 | 0.35 | 1 | | 12/23/21 22:24 | 75-71-8 | |
| 1,1-Dichloroethane | ND | ug/L | 0.50 | 0.37 | 1 | | 12/23/21 22:24 | 75-34-3 | |
| 1,2-Dichloroethane | ND | ug/L | 0.50 | 0.32 | 1 | | 12/23/21 22:24 | 107-06-2 | |
| 1,1-Dichloroethene | ND | ug/L | 0.50 | 0.35 | 1 | | 12/23/21 22:24 | 75-35-4 | |
| cis-1,2-Dichloroethene | ND | ug/L | 0.50 | 0.38 | 1 | | 12/23/21 22:24 | 156-59-2 | |
| trans-1,2-Dichloroethene | ND | ug/L | 0.50 | 0.40 | 1 | | 12/23/21 22:24 | 156-60-5 | |
| 1,2-Dichloropropane | ND | ug/L | 0.50 | 0.36 | 1 | | 12/23/21 22:24 | 78-87-5 | |
| 1,3-Dichloropropane | ND | ug/L | 0.50 | 0.28 | 1 | | 12/23/21 22:24 | 142-28-9 | |

## REPORT OF LABORATORY ANALYSIS

This report shall not be reproduced, except in full,
without the written consent of Pace Analytical Services, LLC.

**Pace Analytical Services, LLC**
9800 Kincey Ave. Suite 100
Huntersville, NC 28078
(704)875-9092

## ANALYTICAL RESULTS

Project: 2020-L1-2448 Incident
Pace Project No.: 92579410

**Sample: FB-1** **Lab ID: 92579410002** Collected: 12/21/21 10:10 Received: 12/21/21 13:45 Matrix: Water

| Parameters | Results | Units | Report Limit | MDL | DF | Prepared | Analyzed | CAS No. | Qual |
|---|---|---|---|---|---|---|---|---|---|
| **6200B MSV** | Analytical Method: SM 6200B<br>Pace Analytical Services - Charlotte | | | | | | | | |
| 2,2-Dichloropropane | ND | ug/L | 0.50 | 0.39 | 1 | | 12/23/21 22:24 | 594-20-7 | |
| 1,1-Dichloropropene | ND | ug/L | 0.50 | 0.43 | 1 | | 12/23/21 22:24 | 563-58-6 | |
| cis-1,3-Dichloropropene | ND | ug/L | 0.50 | 0.36 | 1 | | 12/23/21 22:24 | 10061-01-5 | |
| trans-1,3-Dichloropropene | ND | ug/L | 0.50 | 0.36 | 1 | | 12/23/21 22:24 | 10061-02-6 | |
| Diisopropyl ether | ND | ug/L | 0.50 | 0.31 | 1 | | 12/23/21 22:24 | 108-20-3 | |
| Ethanol | ND | ug/L | 200 | 72.2 | 1 | | 12/23/21 22:24 | 64-17-5 | |
| Ethylbenzene | ND | ug/L | 0.50 | 0.30 | 1 | | 12/23/21 22:24 | 100-41-4 | |
| Hexachloro-1,3-butadiene | ND | ug/L | 2.0 | 1.5 | 1 | | 12/23/21 22:24 | 87-68-3 | |
| Isopropylbenzene (Cumene) | ND | ug/L | 0.50 | 0.33 | 1 | | 12/23/21 22:24 | 98-82-8 | |
| Methylene Chloride | ND | ug/L | 2.0 | 2.0 | 1 | | 12/23/21 22:24 | 75-09-2 | |
| Methyl-tert-butyl ether | ND | ug/L | 0.50 | 0.42 | 1 | | 12/23/21 22:24 | 1634-04-4 | |
| Naphthalene | ND | ug/L | 2.0 | 0.64 | 1 | | 12/23/21 22:24 | 91-20-3 | |
| n-Propylbenzene | ND | ug/L | 0.50 | 0.34 | 1 | | 12/23/21 22:24 | 103-65-1 | |
| Styrene | ND | ug/L | 0.50 | 0.29 | 1 | | 12/23/21 22:24 | 100-42-5 | |
| 1,1,1,2-Tetrachloroethane | ND | ug/L | 0.50 | 0.31 | 1 | | 12/23/21 22:24 | 630-20-6 | |
| 1,1,2,2-Tetrachloroethane | ND | ug/L | 0.50 | 0.22 | 1 | | 12/23/21 22:24 | 79-34-5 | |
| Tetrachloroethene | ND | ug/L | 0.50 | 0.29 | 1 | | 12/23/21 22:24 | 127-18-4 | |
| Toluene | ND | ug/L | 0.50 | 0.48 | 1 | | 12/23/21 22:24 | 108-88-3 | |
| 1,2,3-Trichlorobenzene | ND | ug/L | 2.0 | 0.81 | 1 | | 12/23/21 22:24 | 87-61-6 | |
| 1,2,4-Trichlorobenzene | ND | ug/L | 2.0 | 0.64 | 1 | | 12/23/21 22:24 | 120-82-1 | |
| 1,1,1-Trichloroethane | ND | ug/L | 0.50 | 0.33 | 1 | | 12/23/21 22:24 | 71-55-6 | |
| 1,1,2-Trichloroethane | ND | ug/L | 0.50 | 0.32 | 1 | | 12/23/21 22:24 | 79-00-5 | |
| Trichloroethene | ND | ug/L | 0.50 | 0.38 | 1 | | 12/23/21 22:24 | 79-01-6 | |
| Trichlorofluoromethane | ND | ug/L | 1.0 | 0.30 | 1 | | 12/23/21 22:24 | 75-69-4 | |
| 1,2,3-Trichloropropane | ND | ug/L | 0.50 | 0.26 | 1 | | 12/23/21 22:24 | 96-18-4 | |
| 1,2,4-Trimethylbenzene | ND | ug/L | 0.50 | 0.50 | 1 | | 12/23/21 22:24 | 95-63-6 | |
| 1,3,5-Trimethylbenzene | ND | ug/L | 0.50 | 0.33 | 1 | | 12/23/21 22:24 | 108-67-8 | |
| Vinyl chloride | ND | ug/L | 1.0 | 0.39 | 1 | | 12/23/21 22:24 | 75-01-4 | |
| m&p-Xylene | ND | ug/L | 1.0 | 0.71 | 1 | | 12/23/21 22:24 | 179601-23-1 | |
| o-Xylene | ND | ug/L | 0.50 | 0.34 | 1 | | 12/23/21 22:24 | 95-47-6 | |
| ***Surrogates*** | | | | | | | | | |
| 1,2-Dichloroethane-d4 (S) | 95 | % | 70-130 | | 1 | | 12/23/21 22:24 | 17060-07-0 | |
| 4-Bromofluorobenzene (S) | 97 | % | 70-130 | | 1 | | 12/23/21 22:24 | 460-00-4 | |
| Toluene-d8 (S) | 101 | % | 70-130 | | 1 | | 12/23/21 22:24 | 2037-26-5 | |

## REPORT OF LABORATORY ANALYSIS

This report shall not be reproduced, except in full,
without the written consent of Pace Analytical Services, LLC.

**Pace Analytical Services, LLC**
9800 Kincey Ave. Suite 100
Huntersville, NC 28078
(704)875-9092

## ANALYTICAL RESULTS

Project: 2020-L1-2448 Incident
Pace Project No.: 92579410

**Sample: TRIP BLANK** **Lab ID: 92579410003** Collected: 12/21/21 00:00 Received: 12/21/21 13:45 Matrix: Water

| Parameters | Results | Units | Report Limit | MDL | DF | Prepared | Analyzed | CAS No. | Qual |
|---|---|---|---|---|---|---|---|---|---|
| **6200B MSV** | Analytical Method: SM 6200B<br>Pace Analytical Services - Charlotte | | | | | | | | |
| Benzene | ND | ug/L | 0.50 | 0.34 | 1 | | 12/22/21 16:49 | 71-43-2 | |
| Bromobenzene | ND | ug/L | 0.50 | 0.29 | 1 | | 12/22/21 16:49 | 108-86-1 | |
| Bromochloromethane | ND | ug/L | 0.50 | 0.47 | 1 | | 12/22/21 16:49 | 74-97-5 | |
| Bromodichloromethane | ND | ug/L | 0.50 | 0.31 | 1 | | 12/22/21 16:49 | 75-27-4 | |
| Bromoform | ND | ug/L | 0.50 | 0.34 | 1 | | 12/22/21 16:49 | 75-25-2 | |
| Bromomethane | ND | ug/L | 5.0 | 1.7 | 1 | | 12/22/21 16:49 | 74-83-9 | |
| n-Butylbenzene | ND | ug/L | 0.50 | 0.49 | 1 | | 12/22/21 16:49 | 104-51-8 | |
| sec-Butylbenzene | ND | ug/L | 0.50 | 0.40 | 1 | | 12/22/21 16:49 | 135-98-8 | |
| tert-Butylbenzene | ND | ug/L | 0.50 | 0.32 | 1 | | 12/22/21 16:49 | 98-06-6 | |
| Carbon tetrachloride | ND | ug/L | 0.50 | 0.33 | 1 | | 12/22/21 16:49 | 56-23-5 | |
| Chlorobenzene | ND | ug/L | 0.50 | 0.28 | 1 | | 12/22/21 16:49 | 108-90-7 | |
| Chloroethane | ND | ug/L | 1.0 | 0.65 | 1 | | 12/22/21 16:49 | 75-00-3 | |
| Chloroform | ND | ug/L | 0.50 | 0.35 | 1 | | 12/22/21 16:49 | 67-66-3 | |
| Chloromethane | ND | ug/L | 1.0 | 0.54 | 1 | | 12/22/21 16:49 | 74-87-3 | |
| 2-Chlorotoluene | ND | ug/L | 0.50 | 0.32 | 1 | | 12/22/21 16:49 | 95-49-8 | |
| 4-Chlorotoluene | ND | ug/L | 0.50 | 0.32 | 1 | | 12/22/21 16:49 | 106-43-4 | |
| 1,2-Dibromo-3-chloropropane | ND | ug/L | 1.0 | 0.34 | 1 | | 12/22/21 16:49 | 96-12-8 | |
| Dibromochloromethane | ND | ug/L | 0.50 | 0.36 | 1 | | 12/22/21 16:49 | 124-48-1 | |
| 1,2-Dibromoethane (EDB) | ND | ug/L | 0.50 | 0.27 | 1 | | 12/22/21 16:49 | 106-93-4 | |
| Dibromomethane | ND | ug/L | 0.50 | 0.39 | 1 | | 12/22/21 16:49 | 74-95-3 | |
| 1,2-Dichlorobenzene | ND | ug/L | 0.50 | 0.34 | 1 | | 12/22/21 16:49 | 95-50-1 | |
| 1,3-Dichlorobenzene | ND | ug/L | 0.50 | 0.34 | 1 | | 12/22/21 16:49 | 541-73-1 | |
| 1,4-Dichlorobenzene | ND | ug/L | 0.50 | 0.33 | 1 | | 12/22/21 16:49 | 106-46-7 | |
| Dichlorodifluoromethane | ND | ug/L | 0.50 | 0.35 | 1 | | 12/22/21 16:49 | 75-71-8 | |
| 1,1-Dichloroethane | ND | ug/L | 0.50 | 0.37 | 1 | | 12/22/21 16:49 | 75-34-3 | |
| 1,2-Dichloroethane | ND | ug/L | 0.50 | 0.32 | 1 | | 12/22/21 16:49 | 107-06-2 | |
| 1,1-Dichloroethene | ND | ug/L | 0.50 | 0.35 | 1 | | 12/22/21 16:49 | 75-35-4 | |
| cis-1,2-Dichloroethene | ND | ug/L | 0.50 | 0.38 | 1 | | 12/22/21 16:49 | 156-59-2 | |
| trans-1,2-Dichloroethene | ND | ug/L | 0.50 | 0.40 | 1 | | 12/22/21 16:49 | 156-60-5 | |
| 1,2-Dichloropropane | ND | ug/L | 0.50 | 0.36 | 1 | | 12/22/21 16:49 | 78-87-5 | |
| 1,3-Dichloropropane | ND | ug/L | 0.50 | 0.28 | 1 | | 12/22/21 16:49 | 142-28-9 | |
| 2,2-Dichloropropane | ND | ug/L | 0.50 | 0.39 | 1 | | 12/22/21 16:49 | 594-20-7 | |
| 1,1-Dichloropropene | ND | ug/L | 0.50 | 0.43 | 1 | | 12/22/21 16:49 | 563-58-6 | |
| cis-1,3-Dichloropropene | ND | ug/L | 0.50 | 0.36 | 1 | | 12/22/21 16:49 | 10061-01-5 | |
| trans-1,3-Dichloropropene | ND | ug/L | 0.50 | 0.36 | 1 | | 12/22/21 16:49 | 10061-02-6 | |
| Diisopropyl ether | ND | ug/L | 0.50 | 0.31 | 1 | | 12/22/21 16:49 | 108-20-3 | |
| Ethanol | ND | ug/L | 200 | 72.2 | 1 | | 12/22/21 16:49 | 64-17-5 | |
| Ethylbenzene | ND | ug/L | 0.50 | 0.30 | 1 | | 12/22/21 16:49 | 100-41-4 | |
| Hexachloro-1,3-butadiene | ND | ug/L | 2.0 | 1.5 | 1 | | 12/22/21 16:49 | 87-68-3 | |
| Isopropylbenzene (Cumene) | ND | ug/L | 0.50 | 0.33 | 1 | | 12/22/21 16:49 | 98-82-8 | |
| Methylene Chloride | ND | ug/L | 2.0 | 2.0 | 1 | | 12/22/21 16:49 | 75-09-2 | |
| Methyl-tert-butyl ether | ND | ug/L | 0.50 | 0.42 | 1 | | 12/22/21 16:49 | 1634-04-4 | |
| Naphthalene | ND | ug/L | 2.0 | 0.64 | 1 | | 12/22/21 16:49 | 91-20-3 | |
| n-Propylbenzene | ND | ug/L | 0.50 | 0.34 | 1 | | 12/22/21 16:49 | 103-65-1 | |
| Styrene | ND | ug/L | 0.50 | 0.29 | 1 | | 12/22/21 16:49 | 100-42-5 | |

## REPORT OF LABORATORY ANALYSIS

This report shall not be reproduced, except in full,
without the written consent of Pace Analytical Services, LLC.

**Pace Analytical Services, LLC**
9800 Kincey Ave. Suite 100
Huntersville, NC 28078
(704)875-9092

## ANALYTICAL RESULTS

Project: 2020-L1-2448 Incident
Pace Project No.: 92579410

**Sample: TRIP BLANK** **Lab ID: 92579410003** Collected: 12/21/21 00:00 Received: 12/21/21 13:45 Matrix: Water

| Parameters | Results | Units | Report Limit | MDL | DF | Prepared | Analyzed | CAS No. | Qual |
|---|---|---|---|---|---|---|---|---|---|
| **6200B MSV** | Analytical Method: SM 6200B<br>Pace Analytical Services - Charlotte | | | | | | | | |
| 1,1,1,2-Tetrachloroethane | ND | ug/L | 0.50 | 0.31 | 1 | | 12/22/21 16:49 | 630-20-6 | |
| 1,1,2,2-Tetrachloroethane | ND | ug/L | 0.50 | 0.22 | 1 | | 12/22/21 16:49 | 79-34-5 | |
| Tetrachloroethene | ND | ug/L | 0.50 | 0.29 | 1 | | 12/22/21 16:49 | 127-18-4 | |
| Toluene | ND | ug/L | 0.50 | 0.48 | 1 | | 12/22/21 16:49 | 108-88-3 | |
| 1,2,3-Trichlorobenzene | ND | ug/L | 2.0 | 0.81 | 1 | | 12/22/21 16:49 | 87-61-6 | |
| 1,2,4-Trichlorobenzene | ND | ug/L | 2.0 | 0.64 | 1 | | 12/22/21 16:49 | 120-82-1 | |
| 1,1,1-Trichloroethane | ND | ug/L | 0.50 | 0.33 | 1 | | 12/22/21 16:49 | 71-55-6 | |
| 1,1,2-Trichloroethane | ND | ug/L | 0.50 | 0.32 | 1 | | 12/22/21 16:49 | 79-00-5 | |
| Trichloroethene | ND | ug/L | 0.50 | 0.38 | 1 | | 12/22/21 16:49 | 79-01-6 | |
| Trichlorofluoromethane | ND | ug/L | 1.0 | 0.30 | 1 | | 12/22/21 16:49 | 75-69-4 | |
| 1,2,3-Trichloropropane | ND | ug/L | 0.50 | 0.26 | 1 | | 12/22/21 16:49 | 96-18-4 | |
| 1,2,4-Trimethylbenzene | ND | ug/L | 0.50 | 0.50 | 1 | | 12/22/21 16:49 | 95-63-6 | |
| 1,3,5-Trimethylbenzene | ND | ug/L | 0.50 | 0.33 | 1 | | 12/22/21 16:49 | 108-67-8 | |
| Vinyl chloride | ND | ug/L | 1.0 | 0.39 | 1 | | 12/22/21 16:49 | 75-01-4 | |
| m&p-Xylene | ND | ug/L | 1.0 | 0.71 | 1 | | 12/22/21 16:49 | 179601-23-1 | |
| o-Xylene | ND | ug/L | 0.50 | 0.34 | 1 | | 12/22/21 16:49 | 95-47-6 | |
| ***Surrogates*** | | | | | | | | | |
| 1,2-Dichloroethane-d4 (S) | 93 | % | 70-130 | | 1 | | 12/22/21 16:49 | 17060-07-0 | |
| 4-Bromofluorobenzene (S) | 101 | % | 70-130 | | 1 | | 12/22/21 16:49 | 460-00-4 | |
| Toluene-d8 (S) | 105 | % | 70-130 | | 1 | | 12/22/21 16:49 | 2037-26-5 | |

## REPORT OF LABORATORY ANALYSIS

This report shall not be reproduced, except in full,
without the written consent of Pace Analytical Services, LLC.

**Pace Analytical Services, LLC**
9800 Kincey Ave. Suite 100
Huntersville, NC 28078
(704)875-9092

## QUALITY CONTROL DATA

Project: 2020-L1-2448 Incident
Pace Project No.: 92579410

QC Batch: 667692
QC Batch Method: MADEP VPH
Analysis Method: MADEP VPH
Analysis Description: VPH NC Water
Laboratory: Pace Analytical Services - Charlotte
Associated Lab Samples: 92579410001, 92579410002

METHOD BLANK: 3498009 Matrix: Water
Associated Lab Samples: 92579410001, 92579410002

| Parameter | Units | Blank Result | Reporting Limit | MDL | Analyzed | Qualifiers |
|---|---|---|---|---|---|---|
| Aliphatic (C05-C08) | ug/L | ND | 50.0 | 50.0 | 12/21/21 19:40 | N2 |
| Aromatic (C09-C10) | ug/L | ND | 50.0 | 50.0 | 12/21/21 19:40 | N2 |
| 4-Bromofluorobenzene (FID) (S) | % | 95 | 70-130 | | 12/21/21 19:40 | |
| 4-Bromofluorobenzene (PID) (S) | % | 90 | 70-130 | | 12/21/21 19:40 | |

LABORATORY CONTROL SAMPLE & LCSD: 3498010 3498011

| Parameter | Units | Spike Conc. | LCS Result | LCSD Result | LCS % Rec | LCSD % Rec | % Rec Limits | RPD | Max RPD | Qualifiers |
|---|---|---|---|---|---|---|---|---|---|---|
| Aliphatic (C05-C08) | ug/L | 300 | 300 | 297 | 100 | 99 | 70-130 | 1 | 25 | N2 |
| Aromatic (C09-C10) | ug/L | 100 | 103 | 108 | 103 | 108 | 70-130 | 4 | 25 | N2 |
| 4-Bromofluorobenzene (FID) (S) | % | | | | 97 | 98 | 70-130 | | | |
| 4-Bromofluorobenzene (PID) (S) | % | | | | 87 | 90 | 70-130 | | | |

**Results presented on this page are in the units indicated by the "Units" column except where an alternate unit is presented to the right of the result.**

## REPORT OF LABORATORY ANALYSIS

This report shall not be reproduced, except in full,
without the written consent of Pace Analytical Services, LLC.

**Pace Analytical Services, LLC**
9800 Kincey Ave. Suite 100
Huntersville, NC 28078
(704)875-9092

## QUALITY CONTROL DATA

Project: 2020-L1-2448 Incident
Pace Project No.: 92579410

QC Batch: 668894
QC Batch Method: EPA 3010A
Analysis Method: EPA 6010D
Analysis Description: 6010 MET
Laboratory: Pace Analytical Services - Asheville
Associated Lab Samples: 92579410001, 92579410002

METHOD BLANK: 3503161 Matrix: Water
Associated Lab Samples: 92579410001, 92579410002

| Parameter | Units | Blank Result | Reporting Limit | MDL | Analyzed | Qualifiers |
|---|---|---|---|---|---|---|
| Lead | ug/L | ND | 5.0 | 4.5 | 01/07/22 17:10 | |

LABORATORY CONTROL SAMPLE: 3503162

| Parameter | Units | Spike Conc. | LCS Result | LCS % Rec | % Rec Limits | Qualifiers |
|---|---|---|---|---|---|---|
| Lead | ug/L | 500 | 516 | 103 | 80-120 | |

MATRIX SPIKE & MATRIX SPIKE DUPLICATE: 3503163 3503164

| Parameter | Units | 92578300001 Result | MS Spike Conc. | MSD Spike Conc. | MS Result | MSD Result | MS % Rec | MSD % Rec | % Rec Limits | RPD | Max RPD | Qual |
|---|---|---|---|---|---|---|---|---|---|---|---|---|
| Lead | ug/L | 8.4 | 500 | 500 | 501 | 506 | 99 | 99 | 75-125 | 1 | 20 | |

**Results presented on this page are in the units indicated by the "Units" column except where an alternate unit is presented to the right of the result.**

## REPORT OF LABORATORY ANALYSIS

This report shall not be reproduced, except in full,
without the written consent of Pace Analytical Services, LLC.

Pace Analytical Services, LLC
9800 Kincey Ave. Suite 100
Huntersville, NC 28078
(704)875-9092

## QUALITY CONTROL DATA

Project: 2020-L1-2448 Incident
Pace Project No.: 92579410

QC Batch: 667976
QC Batch Method: SM 6200B
Analysis Method: SM 6200B
Analysis Description: 6200B MSV
Laboratory: Pace Analytical Services - Charlotte
Associated Lab Samples: 92579410001, 92579410003

METHOD BLANK: 3499353 Matrix: Water
Associated Lab Samples: 92579410001, 92579410003

| Parameter | Units | Blank Result | Reporting Limit | MDL | Analyzed | Qualifiers |
|---|---|---|---|---|---|---|
| 1,1,1,2-Tetrachloroethane | ug/L | ND | 0.50 | 0.31 | 12/22/21 15:56 | |
| 1,1,1-Trichloroethane | ug/L | ND | 0.50 | 0.33 | 12/22/21 15:56 | |
| 1,1,2,2-Tetrachloroethane | ug/L | ND | 0.50 | 0.22 | 12/22/21 15:56 | |
| 1,1,2-Trichloroethane | ug/L | ND | 0.50 | 0.32 | 12/22/21 15:56 | |
| 1,1-Dichloroethane | ug/L | ND | 0.50 | 0.37 | 12/22/21 15:56 | |
| 1,1-Dichloroethene | ug/L | ND | 0.50 | 0.35 | 12/22/21 15:56 | |
| 1,1-Dichloropropene | ug/L | ND | 0.50 | 0.43 | 12/22/21 15:56 | |
| 1,2,3-Trichlorobenzene | ug/L | ND | 2.0 | 0.81 | 12/22/21 15:56 | |
| 1,2,3-Trichloropropane | ug/L | ND | 0.50 | 0.26 | 12/22/21 15:56 | |
| 1,2,4-Trichlorobenzene | ug/L | ND | 2.0 | 0.64 | 12/22/21 15:56 | |
| 1,2,4-Trimethylbenzene | ug/L | ND | 0.50 | 0.50 | 12/22/21 15:56 | |
| 1,2-Dibromo-3-chloropropane | ug/L | ND | 1.0 | 0.34 | 12/22/21 15:56 | |
| 1,2-Dibromoethane (EDB) | ug/L | ND | 0.50 | 0.27 | 12/22/21 15:56 | |
| 1,2-Dichlorobenzene | ug/L | ND | 0.50 | 0.34 | 12/22/21 15:56 | |
| 1,2-Dichloroethane | ug/L | ND | 0.50 | 0.32 | 12/22/21 15:56 | |
| 1,2-Dichloropropane | ug/L | ND | 0.50 | 0.36 | 12/22/21 15:56 | |
| 1,3,5-Trimethylbenzene | ug/L | ND | 0.50 | 0.33 | 12/22/21 15:56 | |
| 1,3-Dichlorobenzene | ug/L | ND | 0.50 | 0.34 | 12/22/21 15:56 | |
| 1,3-Dichloropropane | ug/L | ND | 0.50 | 0.28 | 12/22/21 15:56 | |
| 1,4-Dichlorobenzene | ug/L | ND | 0.50 | 0.33 | 12/22/21 15:56 | |
| 2,2-Dichloropropane | ug/L | ND | 0.50 | 0.39 | 12/22/21 15:56 | |
| 2-Chlorotoluene | ug/L | ND | 0.50 | 0.32 | 12/22/21 15:56 | |
| 4-Chlorotoluene | ug/L | ND | 0.50 | 0.32 | 12/22/21 15:56 | |
| Benzene | ug/L | ND | 0.50 | 0.34 | 12/22/21 15:56 | |
| Bromobenzene | ug/L | ND | 0.50 | 0.29 | 12/22/21 15:56 | |
| Bromochloromethane | ug/L | ND | 0.50 | 0.47 | 12/22/21 15:56 | |
| Bromodichloromethane | ug/L | ND | 0.50 | 0.31 | 12/22/21 15:56 | |
| Bromoform | ug/L | ND | 0.50 | 0.34 | 12/22/21 15:56 | |
| Bromomethane | ug/L | ND | 5.0 | 1.7 | 12/22/21 15:56 | |
| Carbon tetrachloride | ug/L | ND | 0.50 | 0.33 | 12/22/21 15:56 | |
| Chlorobenzene | ug/L | ND | 0.50 | 0.28 | 12/22/21 15:56 | |
| Chloroethane | ug/L | ND | 1.0 | 0.65 | 12/22/21 15:56 | |
| Chloroform | ug/L | ND | 0.50 | 0.35 | 12/22/21 15:56 | |
| Chloromethane | ug/L | ND | 1.0 | 0.54 | 12/22/21 15:56 | |
| cis-1,2-Dichloroethene | ug/L | ND | 0.50 | 0.38 | 12/22/21 15:56 | |
| cis-1,3-Dichloropropene | ug/L | ND | 0.50 | 0.36 | 12/22/21 15:56 | |
| Dibromochloromethane | ug/L | ND | 0.50 | 0.36 | 12/22/21 15:56 | |
| Dibromomethane | ug/L | ND | 0.50 | 0.39 | 12/22/21 15:56 | |
| Dichlorodifluoromethane | ug/L | ND | 0.50 | 0.35 | 12/22/21 15:56 | |
| Diisopropyl ether | ug/L | ND | 0.50 | 0.31 | 12/22/21 15:56 | |

**Results presented on this page are in the units indicated by the "Units" column except where an alternate unit is presented to the right of the result.**

## REPORT OF LABORATORY ANALYSIS

This report shall not be reproduced, except in full,
without the written consent of Pace Analytical Services, LLC.

Pace Analytical Services, LLC
9800 Kincey Ave. Suite 100
Huntersville, NC 28078
(704)875-9092

## QUALITY CONTROL DATA

Project: 2020-L1-2448 Incident
Pace Project No.: 92579410

METHOD BLANK: 3499353 Matrix: Water
Associated Lab Samples: 92579410001, 92579410003

| Parameter | Units | Blank Result | Reporting Limit | MDL | Analyzed | Qualifiers |
|---|---|---|---|---|---|---|
| Ethanol | ug/L | ND | 200 | 72.2 | 12/22/21 15:56 | |
| Ethylbenzene | ug/L | ND | 0.50 | 0.30 | 12/22/21 15:56 | |
| Hexachloro-1,3-butadiene | ug/L | ND | 2.0 | 1.5 | 12/22/21 15:56 | |
| Isopropylbenzene (Cumene) | ug/L | ND | 0.50 | 0.33 | 12/22/21 15:56 | |
| m&p-Xylene | ug/L | ND | 1.0 | 0.71 | 12/22/21 15:56 | |
| Methyl-tert-butyl ether | ug/L | ND | 0.50 | 0.42 | 12/22/21 15:56 | |
| Methylene Chloride | ug/L | ND | 2.0 | 2.0 | 12/22/21 15:56 | |
| n-Butylbenzene | ug/L | ND | 0.50 | 0.49 | 12/22/21 15:56 | |
| n-Propylbenzene | ug/L | ND | 0.50 | 0.34 | 12/22/21 15:56 | |
| Naphthalene | ug/L | ND | 2.0 | 0.64 | 12/22/21 15:56 | |
| o-Xylene | ug/L | ND | 0.50 | 0.34 | 12/22/21 15:56 | |
| sec-Butylbenzene | ug/L | ND | 0.50 | 0.40 | 12/22/21 15:56 | |
| Styrene | ug/L | ND | 0.50 | 0.29 | 12/22/21 15:56 | |
| tert-Butylbenzene | ug/L | ND | 0.50 | 0.32 | 12/22/21 15:56 | |
| Tetrachloroethene | ug/L | ND | 0.50 | 0.29 | 12/22/21 15:56 | |
| Toluene | ug/L | ND | 0.50 | 0.48 | 12/22/21 15:56 | |
| trans-1,2-Dichloroethene | ug/L | ND | 0.50 | 0.40 | 12/22/21 15:56 | |
| trans-1,3-Dichloropropene | ug/L | ND | 0.50 | 0.36 | 12/22/21 15:56 | |
| Trichloroethene | ug/L | ND | 0.50 | 0.38 | 12/22/21 15:56 | |
| Trichlorofluoromethane | ug/L | ND | 1.0 | 0.30 | 12/22/21 15:56 | |
| Vinyl chloride | ug/L | ND | 1.0 | 0.39 | 12/22/21 15:56 | |
| 1,2-Dichloroethane-d4 (S) | % | 91 | 70-130 | | 12/22/21 15:56 | |
| 4-Bromofluorobenzene (S) | % | 101 | 70-130 | | 12/22/21 15:56 | |
| Toluene-d8 (S) | % | 105 | 70-130 | | 12/22/21 15:56 | |

LABORATORY CONTROL SAMPLE: 3499354

| Parameter | Units | Spike Conc. | LCS Result | LCS % Rec | % Rec Limits | Qualifiers |
|---|---|---|---|---|---|---|
| 1,1,1,2-Tetrachloroethane | ug/L | 50 | 51.0 | 102 | 60-140 | |
| 1,1,1-Trichloroethane | ug/L | 50 | 51.2 | 102 | 60-140 | |
| 1,1,2,2-Tetrachloroethane | ug/L | 50 | 49.1 | 98 | 60-140 | |
| 1,1,2-Trichloroethane | ug/L | 50 | 53.2 | 106 | 60-140 | |
| 1,1-Dichloroethane | ug/L | 50 | 49.7 | 99 | 60-140 | |
| 1,1-Dichloroethene | ug/L | 50 | 48.4 | 97 | 60-140 | |
| 1,1-Dichloropropene | ug/L | 50 | 54.0 | 108 | 60-140 | |
| 1,2,3-Trichlorobenzene | ug/L | 50 | 53.5 | 107 | 60-140 | |
| 1,2,3-Trichloropropane | ug/L | 50 | 47.4 | 95 | 60-140 | |
| 1,2,4-Trichlorobenzene | ug/L | 50 | 53.1 | 106 | 60-140 | |
| 1,2,4-Trimethylbenzene | ug/L | 50 | 48.3 | 97 | 60-140 | |
| 1,2-Dibromo-3-chloropropane | ug/L | 50 | 51.4 | 103 | 60-140 | |
| 1,2-Dibromoethane (EDB) | ug/L | 50 | 51.7 | 103 | 60-140 | |
| 1,2-Dichlorobenzene | ug/L | 50 | 48.8 | 98 | 60-140 | |
| 1,2-Dichloroethane | ug/L | 50 | 48.5 | 97 | 60-140 | |
| 1,2-Dichloropropane | ug/L | 50 | 54.2 | 108 | 60-140 | |

**Results presented on this page are in the units indicated by the "Units" column except where an alternate unit is presented to the right of the result.**

## REPORT OF LABORATORY ANALYSIS

This report shall not be reproduced, except in full,
without the written consent of Pace Analytical Services, LLC.

**Pace Analytical Services, LLC**
9800 Kincey Ave. Suite 100
Huntersville, NC 28078
(704)875-9092

## QUALITY CONTROL DATA

Project: 2020-L1-2448 Incident
Pace Project No.: 92579410

LABORATORY CONTROL SAMPLE: 3499354

| Parameter | Units | Spike Conc. | LCS Result | LCS % Rec | % Rec Limits | Qualifiers |
|---|---|---|---|---|---|---|
| 1,3,5-Trimethylbenzene | ug/L | 50 | 48.6 | 97 | 60-140 | |
| 1,3-Dichlorobenzene | ug/L | 50 | 48.7 | 97 | 60-140 | |
| 1,3-Dichloropropane | ug/L | 50 | 50.6 | 101 | 60-140 | |
| 1,4-Dichlorobenzene | ug/L | 50 | 49.2 | 98 | 60-140 | |
| 2,2-Dichloropropane | ug/L | 50 | 50.6 | 101 | 60-140 | |
| 2-Chlorotoluene | ug/L | 50 | 49.2 | 98 | 60-140 | |
| 4-Chlorotoluene | ug/L | 50 | 46.1 | 92 | 60-140 | |
| Benzene | ug/L | 50 | 50.8 | 102 | 60-140 | |
| Bromobenzene | ug/L | 50 | 49.5 | 99 | 60-140 | |
| Bromochloromethane | ug/L | 50 | 53.8 | 108 | 60-140 | |
| Bromodichloromethane | ug/L | 50 | 50.6 | 101 | 60-140 | |
| Bromoform | ug/L | 50 | 52.6 | 105 | 60-140 | |
| Bromomethane | ug/L | 50 | 40.2 | 80 | 60-140 | |
| Carbon tetrachloride | ug/L | 50 | 50.0 | 100 | 60-140 | |
| Chlorobenzene | ug/L | 50 | 49.0 | 98 | 60-140 | |
| Chloroethane | ug/L | 50 | 43.9 | 88 | 60-140 | |
| Chloroform | ug/L | 50 | 47.1 | 94 | 60-140 | |
| Chloromethane | ug/L | 50 | 49.1 | 98 | 60-140 | |
| cis-1,2-Dichloroethene | ug/L | 50 | 49.7 | 99 | 60-140 | |
| cis-1,3-Dichloropropene | ug/L | 50 | 52.3 | 105 | 60-140 | |
| Dibromochloromethane | ug/L | 50 | 53.0 | 106 | 60-140 | |
| Dibromomethane | ug/L | 50 | 50.4 | 101 | 60-140 | |
| Dichlorodifluoromethane | ug/L | 50 | 41.9 | 84 | 60-140 | |
| Diisopropyl ether | ug/L | 50 | 51.4 | 103 | 60-140 | |
| Ethanol | ug/L | 2000 | 1780 | 89 | 60-140 | |
| Ethylbenzene | ug/L | 50 | 48.2 | 96 | 60-140 | |
| Hexachloro-1,3-butadiene | ug/L | 50 | 55.4 | 111 | 60-140 | |
| Isopropylbenzene (Cumene) | ug/L | 50 | 49.6 | 99 | 60-140 | |
| m&p-Xylene | ug/L | 100 | 96.1 | 96 | 60-140 | |
| Methyl-tert-butyl ether | ug/L | 50 | 53.6 | 107 | 60-140 | |
| Methylene Chloride | ug/L | 50 | 48.0 | 96 | 60-140 | |
| n-Butylbenzene | ug/L | 50 | 52.2 | 104 | 60-140 | |
| n-Propylbenzene | ug/L | 50 | 47.8 | 96 | 60-140 | |
| Naphthalene | ug/L | 50 | 51.9 | 104 | 60-140 | |
| o-Xylene | ug/L | 50 | 48.8 | 98 | 60-140 | |
| sec-Butylbenzene | ug/L | 50 | 46.9 | 94 | 60-140 | |
| Styrene | ug/L | 50 | 49.5 | 99 | 60-140 | |
| tert-Butylbenzene | ug/L | 50 | 40.5 | 81 | 60-140 | |
| Tetrachloroethene | ug/L | 50 | 49.2 | 98 | 60-140 | |
| Toluene | ug/L | 50 | 48.3 | 97 | 60-140 | |
| trans-1,2-Dichloroethene | ug/L | 50 | 50.9 | 102 | 60-140 | |
| trans-1,3-Dichloropropene | ug/L | 50 | 50.8 | 102 | 60-140 | |
| Trichloroethene | ug/L | 50 | 52.9 | 106 | 60-140 | |
| Trichlorofluoromethane | ug/L | 50 | 45.2 | 90 | 60-140 | |
| Vinyl chloride | ug/L | 50 | 48.9 | 98 | 60-140 | |
| 1,2-Dichloroethane-d4 (S) | % | | | 95 | 70-130 | |
| 4-Bromofluorobenzene (S) | % | | | 99 | 70-130 | |

**Results presented on this page are in the units indicated by the "Units" column except where an alternate unit is presented to the right of the result.**

## REPORT OF LABORATORY ANALYSIS

This report shall not be reproduced, except in full,
without the written consent of Pace Analytical Services, LLC.

**Pace Analytical Services, LLC**
9800 Kincey Ave. Suite 100
Huntersville, NC 28078
(704)875-9092

## QUALITY CONTROL DATA

Project: 2020-L1-2448 Incident
Pace Project No.: 92579410

LABORATORY CONTROL SAMPLE: 3499354

| Parameter | Units | Spike Conc. | LCS Result | LCS % Rec | % Rec Limits | Qualifiers |
|---|---|---|---|---|---|---|
| Toluene-d8 (S) | % | | | 99 | 70-130 | |

MATRIX SPIKE & MATRIX SPIKE DUPLICATE: 3499355 3499356

| Parameter | Units | 92578669001 Result | MS Spike Conc. | MSD Spike Conc. | MS Result | MSD Result | MS % Rec | MSD % Rec | % Rec Limits | RPD | Max RPD | Qual |
|---|---|---|---|---|---|---|---|---|---|---|---|---|
| 1,1,1,2-Tetrachloroethane | ug/L | ND | 4000 | 4000 | 4290 | 4260 | 107 | 107 | 60-140 | 1 | 30 | |
| 1,1,1-Trichloroethane | ug/L | ND | 4000 | 4000 | 4640 | 4720 | 116 | 118 | 60-140 | 2 | 30 | |
| 1,1,2,2-Tetrachloroethane | ug/L | ND | 4000 | 4000 | 4180 | 4210 | 104 | 105 | 60-140 | 1 | 30 | |
| 1,1,2-Trichloroethane | ug/L | ND | 4000 | 4000 | 4560 | 4560 | 114 | 114 | 60-140 | 0 | 30 | |
| 1,1-Dichloroethane | ug/L | ND | 4000 | 4000 | 4570 | 4670 | 114 | 117 | 60-140 | 2 | 30 | |
| 1,1-Dichloroethene | ug/L | ND | 4000 | 4000 | 4460 | 4590 | 111 | 115 | 60-140 | 3 | 30 | |
| 1,1-Dichloropropene | ug/L | ND | 4000 | 4000 | 4800 | 4810 | 120 | 120 | 60-140 | 0 | 30 | |
| 1,2,3-Trichlorobenzene | ug/L | ND | 4000 | 4000 | 3930 | 4160 | 98 | 104 | 60-140 | 6 | 30 | |
| 1,2,3-Trichloropropane | ug/L | ND | 4000 | 4000 | 4070 | 4050 | 102 | 101 | 60-140 | 0 | 30 | |
| 1,2,4-Trichlorobenzene | ug/L | ND | 4000 | 4000 | 4000 | 4220 | 100 | 106 | 60-140 | 5 | 30 | |
| 1,2,4-Trimethylbenzene | ug/L | 501 | 4000 | 4000 | 4610 | 4550 | 103 | 101 | 60-140 | 1 | 30 | |
| 1,2-Dibromo-3-chloropropane | ug/L | ND | 4000 | 4000 | 4120 | 4080 | 103 | 102 | 60-140 | 1 | 30 | |
| 1,2-Dibromoethane (EDB) | ug/L | ND | 4000 | 4000 | 4320 | 4230 | 108 | 106 | 60-140 | 2 | 30 | |
| 1,2-Dichlorobenzene | ug/L | ND | 4000 | 4000 | 4150 | 4140 | 104 | 103 | 60-140 | 0 | 30 | |
| 1,2-Dichloroethane | ug/L | ND | 4000 | 4000 | 4360 | 4340 | 109 | 108 | 60-140 | 1 | 30 | |
| 1,2-Dichloropropane | ug/L | ND | 4000 | 4000 | 4850 | 4820 | 121 | 121 | 60-140 | 1 | 30 | |
| 1,3,5-Trimethylbenzene | ug/L | 233 | 4000 | 4000 | 4500 | 4470 | 107 | 106 | 60-140 | 0 | 30 | |
| 1,3-Dichlorobenzene | ug/L | ND | 4000 | 4000 | 4160 | 4150 | 104 | 104 | 60-140 | 0 | 30 | |
| 1,3-Dichloropropane | ug/L | ND | 4000 | 4000 | 4320 | 4320 | 108 | 108 | 60-140 | 0 | 30 | |
| 1,4-Dichlorobenzene | ug/L | ND | 4000 | 4000 | 4230 | 4190 | 106 | 105 | 60-140 | 1 | 30 | |
| 2,2-Dichloropropane | ug/L | ND | 4000 | 4000 | 4280 | 4280 | 107 | 107 | 60-140 | 0 | 30 | |
| 2-Chlorotoluene | ug/L | ND | 4000 | 4000 | 4350 | 4250 | 109 | 106 | 60-140 | 2 | 30 | |
| 4-Chlorotoluene | ug/L | ND | 4000 | 4000 | 4130 | 4090 | 103 | 102 | 60-140 | 1 | 30 | |
| Benzene | ug/L | 359 | 4000 | 4000 | 5060 | 4940 | 118 | 115 | 60-140 | 2 | 30 | |
| Bromobenzene | ug/L | ND | 4000 | 4000 | 4300 | 4230 | 107 | 106 | 60-140 | 1 | 30 | |
| Bromochloromethane | ug/L | ND | 4000 | 4000 | 4720 | 4640 | 118 | 116 | 60-140 | 2 | 30 | |
| Bromodichloromethane | ug/L | ND | 4000 | 4000 | 4530 | 4570 | 113 | 114 | 60-140 | 1 | 30 | |
| Bromoform | ug/L | ND | 4000 | 4000 | 4120 | 4220 | 103 | 106 | 60-140 | 2 | 30 | |
| Bromomethane | ug/L | ND | 4000 | 4000 | 3460 | 3990 | 87 | 100 | 60-140 | 14 | 30 | |
| Carbon tetrachloride | ug/L | ND | 4000 | 4000 | 4660 | 4670 | 117 | 117 | 60-140 | 0 | 30 | |
| Chlorobenzene | ug/L | ND | 4000 | 4000 | 4410 | 4380 | 110 | 109 | 60-140 | 1 | 30 | |
| Chloroethane | ug/L | ND | 4000 | 4000 | 4620 | 4880 | 116 | 122 | 60-140 | 5 | 30 | |
| Chloroform | ug/L | ND | 4000 | 4000 | 4350 | 4370 | 109 | 109 | 60-140 | 0 | 30 | |
| Chloromethane | ug/L | ND | 4000 | 4000 | 4000 | 4150 | 100 | 104 | 60-140 | 4 | 30 | |
| cis-1,2-Dichloroethene | ug/L | ND | 4000 | 4000 | 4570 | 4580 | 114 | 115 | 60-140 | 0 | 30 | |
| cis-1,3-Dichloropropene | ug/L | ND | 4000 | 4000 | 4400 | 4380 | 110 | 110 | 60-140 | 0 | 30 | |
| Dibromochloromethane | ug/L | ND | 4000 | 4000 | 4330 | 4270 | 108 | 107 | 60-140 | 1 | 30 | |
| Dibromomethane | ug/L | ND | 4000 | 4000 | 4460 | 4480 | 112 | 112 | 60-140 | 0 | 30 | |

**Results presented on this page are in the units indicated by the "Units" column except where an alternate unit is presented to the right of the result.**

## REPORT OF LABORATORY ANALYSIS

This report shall not be reproduced, except in full,
without the written consent of Pace Analytical Services, LLC.

**Pace Analytical Services, LLC**
9800 Kincey Ave. Suite 100
Huntersville, NC 28078
(704)875-9092

## QUALITY CONTROL DATA

Project: 2020-L1-2448 Incident
Pace Project No.: 92579410

MATRIX SPIKE & MATRIX SPIKE DUPLICATE: 3499355 3499356

| Parameter | Units | 92578669001 Result | MS Spike Conc. | MSD Spike Conc. | MS Result | MSD Result | MS % Rec | MSD % Rec | % Rec Limits | RPD | Max RPD | Qual |
|---|---|---|---|---|---|---|---|---|---|---|---|---|
| Dichlorodifluoromethane | ug/L | ND | 4000 | 4000 | 3210 | 3280 | 80 | 82 | 60-140 | 2 | 30 | |
| Diisopropyl ether | ug/L | ND | 4000 | 4000 | 4240 | 4170 | 106 | 104 | 60-140 | 2 | 30 | |
| Ethanol | ug/L | ND | 160000 | 160000 | 153000 | 153000 | 96 | 96 | 60-140 | 0 | 30 | |
| Ethylbenzene | ug/L | 117 | 4000 | 4000 | 4510 | 4470 | 110 | 109 | 60-140 | 1 | 30 | |
| Hexachloro-1,3-butadiene | ug/L | ND | 4000 | 4000 | 4110 | 4130 | 103 | 103 | 60-140 | 0 | 30 | |
| Isopropylbenzene (Cumene) | ug/L | ND | 4000 | 4000 | 4500 | 4470 | 112 | 112 | 60-140 | 1 | 30 | |
| m&p-Xylene | ug/L | 767 | 8000 | 8000 | 9480 | 9380 | 109 | 108 | 60-140 | 1 | 30 | |
| Methyl-tert-butyl ether | ug/L | 27700 | 4000 | 4000 | 36200 | 34800 | 212 | 178 | 60-140 | 4 | 30 | M1 |
| Methylene Chloride | ug/L | ND | 4000 | 4000 | 4360 | 4340 | 109 | 109 | 60-140 | 0 | 30 | |
| n-Butylbenzene | ug/L | ND | 4000 | 4000 | 4150 | 4250 | 104 | 106 | 60-140 | 2 | 30 | |
| n-Propylbenzene | ug/L | ND | 4000 | 4000 | 4260 | 4160 | 106 | 103 | 60-140 | 2 | 30 | |
| Naphthalene | ug/L | 135J | 4000 | 4000 | 4020 | 4090 | 97 | 99 | 60-140 | 2 | 30 | |
| o-Xylene | ug/L | 854 | 4000 | 4000 | 5160 | 5170 | 108 | 108 | 60-140 | 0 | 30 | |
| sec-Butylbenzene | ug/L | ND | 4000 | 4000 | 4000 | 4060 | 100 | 102 | 60-140 | 2 | 30 | |
| Styrene | ug/L | ND | 4000 | 4000 | 4320 | 4390 | 108 | 110 | 60-140 | 2 | 30 | |
| tert-Butylbenzene | ug/L | ND | 4000 | 4000 | 3590 | 3560 | 90 | 89 | 60-140 | 1 | 30 | |
| Tetrachloroethene | ug/L | ND | 4000 | 4000 | 4270 | 4290 | 107 | 107 | 60-140 | 1 | 30 | |
| Toluene | ug/L | 103 | 4000 | 4000 | 4580 | 4570 | 112 | 112 | 60-140 | 0 | 30 | |
| trans-1,2-Dichloroethene | ug/L | ND | 4000 | 4000 | 4630 | 4660 | 116 | 116 | 60-140 | 1 | 30 | |
| trans-1,3-Dichloropropene | ug/L | ND | 4000 | 4000 | 4230 | 4190 | 106 | 105 | 60-140 | 1 | 30 | |
| Trichloroethene | ug/L | ND | 4000 | 4000 | 4780 | 4740 | 119 | 118 | 60-140 | 1 | 30 | |
| Trichlorofluoromethane | ug/L | ND | 4000 | 4000 | 4190 | 4270 | 105 | 107 | 60-140 | 2 | 30 | |
| Vinyl chloride | ug/L | ND | 4000 | 4000 | 4070 | 4140 | 102 | 103 | 60-140 | 2 | 30 | |
| 1,2-Dichloroethane-d4 (S) | % | | | | | | 96 | 97 | 70-130 | | | |
| 4-Bromofluorobenzene (S) | % | | | | | | 100 | 101 | 70-130 | | | |
| Toluene-d8 (S) | % | | | | | | 100 | 101 | 70-130 | | | |

**Results presented on this page are in the units indicated by the "Units" column except where an alternate unit is presented to the right of the result.**

## REPORT OF LABORATORY ANALYSIS

This report shall not be reproduced, except in full,
without the written consent of Pace Analytical Services, LLC.

Pace Analytical Services, LLC
9800 Kincey Ave. Suite 100
Huntersville, NC 28078
(704)875-9092

## QUALITY CONTROL DATA

Project: 2020-L1-2448 Incident
Pace Project No.: 92579410

QC Batch: 668322
QC Batch Method: SM 6200B
Analysis Method: SM 6200B
Analysis Description: 6200B MSV
Laboratory: Pace Analytical Services - Charlotte

Associated Lab Samples: 92579410002

METHOD BLANK: 3500838 Matrix: Water
Associated Lab Samples: 92579410002

| Parameter | Units | Blank Result | Reporting Limit | MDL | Analyzed | Qualifiers |
|---|---|---|---|---|---|---|
| 1,1,1,2-Tetrachloroethane | ug/L | ND | 0.50 | 0.31 | 12/23/21 22:06 | |
| 1,1,1-Trichloroethane | ug/L | ND | 0.50 | 0.33 | 12/23/21 22:06 | |
| 1,1,2,2-Tetrachloroethane | ug/L | ND | 0.50 | 0.22 | 12/23/21 22:06 | |
| 1,1,2-Trichloroethane | ug/L | ND | 0.50 | 0.32 | 12/23/21 22:06 | |
| 1,1-Dichloroethane | ug/L | ND | 0.50 | 0.37 | 12/23/21 22:06 | |
| 1,1-Dichloroethene | ug/L | ND | 0.50 | 0.35 | 12/23/21 22:06 | |
| 1,1-Dichloropropene | ug/L | ND | 0.50 | 0.43 | 12/23/21 22:06 | |
| 1,2,3-Trichlorobenzene | ug/L | ND | 2.0 | 0.81 | 12/23/21 22:06 | |
| 1,2,3-Trichloropropane | ug/L | ND | 0.50 | 0.26 | 12/23/21 22:06 | |
| 1,2,4-Trichlorobenzene | ug/L | ND | 2.0 | 0.64 | 12/23/21 22:06 | |
| 1,2,4-Trimethylbenzene | ug/L | ND | 0.50 | 0.50 | 12/23/21 22:06 | |
| 1,2-Dibromo-3-chloropropane | ug/L | ND | 1.0 | 0.34 | 12/23/21 22:06 | |
| 1,2-Dibromoethane (EDB) | ug/L | ND | 0.50 | 0.27 | 12/23/21 22:06 | |
| 1,2-Dichlorobenzene | ug/L | ND | 0.50 | 0.34 | 12/23/21 22:06 | |
| 1,2-Dichloroethane | ug/L | ND | 0.50 | 0.32 | 12/23/21 22:06 | |
| 1,2-Dichloropropane | ug/L | ND | 0.50 | 0.36 | 12/23/21 22:06 | |
| 1,3,5-Trimethylbenzene | ug/L | ND | 0.50 | 0.33 | 12/23/21 22:06 | |
| 1,3-Dichlorobenzene | ug/L | ND | 0.50 | 0.34 | 12/23/21 22:06 | |
| 1,3-Dichloropropane | ug/L | ND | 0.50 | 0.28 | 12/23/21 22:06 | |
| 1,4-Dichlorobenzene | ug/L | ND | 0.50 | 0.33 | 12/23/21 22:06 | |
| 2,2-Dichloropropane | ug/L | ND | 0.50 | 0.39 | 12/23/21 22:06 | |
| 2-Chlorotoluene | ug/L | ND | 0.50 | 0.32 | 12/23/21 22:06 | |
| 4-Chlorotoluene | ug/L | ND | 0.50 | 0.32 | 12/23/21 22:06 | |
| Benzene | ug/L | ND | 0.50 | 0.34 | 12/23/21 22:06 | |
| Bromobenzene | ug/L | ND | 0.50 | 0.29 | 12/23/21 22:06 | |
| Bromochloromethane | ug/L | ND | 0.50 | 0.47 | 12/23/21 22:06 | |
| Bromodichloromethane | ug/L | ND | 0.50 | 0.31 | 12/23/21 22:06 | |
| Bromoform | ug/L | ND | 0.50 | 0.34 | 12/23/21 22:06 | |
| Bromomethane | ug/L | ND | 5.0 | 1.7 | 12/23/21 22:06 | |
| Carbon tetrachloride | ug/L | ND | 0.50 | 0.33 | 12/23/21 22:06 | |
| Chlorobenzene | ug/L | ND | 0.50 | 0.28 | 12/23/21 22:06 | |
| Chloroethane | ug/L | ND | 1.0 | 0.65 | 12/23/21 22:06 | |
| Chloroform | ug/L | ND | 0.50 | 0.35 | 12/23/21 22:06 | |
| Chloromethane | ug/L | ND | 1.0 | 0.54 | 12/23/21 22:06 | |
| cis-1,2-Dichloroethene | ug/L | ND | 0.50 | 0.38 | 12/23/21 22:06 | |
| cis-1,3-Dichloropropene | ug/L | ND | 0.50 | 0.36 | 12/23/21 22:06 | |
| Dibromochloromethane | ug/L | ND | 0.50 | 0.36 | 12/23/21 22:06 | |
| Dibromomethane | ug/L | ND | 0.50 | 0.39 | 12/23/21 22:06 | |
| Dichlorodifluoromethane | ug/L | ND | 0.50 | 0.35 | 12/23/21 22:06 | |
| Diisopropyl ether | ug/L | ND | 0.50 | 0.31 | 12/23/21 22:06 | |

**Results presented on this page are in the units indicated by the "Units" column except where an alternate unit is presented to the right of the result.**

## REPORT OF LABORATORY ANALYSIS

This report shall not be reproduced, except in full,
without the written consent of Pace Analytical Services, LLC.

Pace Analytical Services, LLC
9800 Kincey Ave. Suite 100
Huntersville, NC 28078
(704)875-9092

## QUALITY CONTROL DATA

Project: 2020-L1-2448 Incident
Pace Project No.: 92579410

METHOD BLANK: 3500838 Matrix: Water
Associated Lab Samples: 92579410002

| Parameter | Units | Blank Result | Reporting Limit | MDL | Analyzed | Qualifiers |
|---|---|---|---|---|---|---|
| Ethanol | ug/L | ND | 200 | 72.2 | 12/23/21 22:06 | |
| Ethylbenzene | ug/L | ND | 0.50 | 0.30 | 12/23/21 22:06 | |
| Hexachloro-1,3-butadiene | ug/L | ND | 2.0 | 1.5 | 12/23/21 22:06 | |
| Isopropylbenzene (Cumene) | ug/L | ND | 0.50 | 0.33 | 12/23/21 22:06 | |
| m&p-Xylene | ug/L | ND | 1.0 | 0.71 | 12/23/21 22:06 | |
| Methyl-tert-butyl ether | ug/L | ND | 0.50 | 0.42 | 12/23/21 22:06 | |
| Methylene Chloride | ug/L | ND | 2.0 | 2.0 | 12/23/21 22:06 | |
| n-Butylbenzene | ug/L | ND | 0.50 | 0.49 | 12/23/21 22:06 | |
| n-Propylbenzene | ug/L | ND | 0.50 | 0.34 | 12/23/21 22:06 | |
| Naphthalene | ug/L | ND | 2.0 | 0.64 | 12/23/21 22:06 | |
| o-Xylene | ug/L | ND | 0.50 | 0.34 | 12/23/21 22:06 | |
| sec-Butylbenzene | ug/L | ND | 0.50 | 0.40 | 12/23/21 22:06 | |
| Styrene | ug/L | ND | 0.50 | 0.29 | 12/23/21 22:06 | |
| tert-Butylbenzene | ug/L | ND | 0.50 | 0.32 | 12/23/21 22:06 | |
| Tetrachloroethene | ug/L | ND | 0.50 | 0.29 | 12/23/21 22:06 | |
| Toluene | ug/L | ND | 0.50 | 0.48 | 12/23/21 22:06 | |
| trans-1,2-Dichloroethene | ug/L | ND | 0.50 | 0.40 | 12/23/21 22:06 | |
| trans-1,3-Dichloropropene | ug/L | ND | 0.50 | 0.36 | 12/23/21 22:06 | |
| Trichloroethene | ug/L | ND | 0.50 | 0.38 | 12/23/21 22:06 | |
| Trichlorofluoromethane | ug/L | ND | 1.0 | 0.30 | 12/23/21 22:06 | |
| Vinyl chloride | ug/L | ND | 1.0 | 0.39 | 12/23/21 22:06 | |
| 1,2-Dichloroethane-d4 (S) | % | 96 | 70-130 | | 12/23/21 22:06 | |
| 4-Bromofluorobenzene (S) | % | 98 | 70-130 | | 12/23/21 22:06 | |
| Toluene-d8 (S) | % | 102 | 70-130 | | 12/23/21 22:06 | |

LABORATORY CONTROL SAMPLE: 3500839

| Parameter | Units | Spike Conc. | LCS Result | LCS % Rec | % Rec Limits | Qualifiers |
|---|---|---|---|---|---|---|
| 1,1,1,2-Tetrachloroethane | ug/L | 50 | 46.6 | 93 | 60-140 | |
| 1,1,1-Trichloroethane | ug/L | 50 | 45.3 | 91 | 60-140 | |
| 1,1,2,2-Tetrachloroethane | ug/L | 50 | 48.2 | 96 | 60-140 | |
| 1,1,2-Trichloroethane | ug/L | 50 | 52.0 | 104 | 60-140 | |
| 1,1-Dichloroethane | ug/L | 50 | 48.8 | 98 | 60-140 | |
| 1,1-Dichloroethene | ug/L | 50 | 47.6 | 95 | 60-140 | |
| 1,1-Dichloropropene | ug/L | 50 | 45.1 | 90 | 60-140 | |
| 1,2,3-Trichlorobenzene | ug/L | 50 | 48.1 | 96 | 60-140 | |
| 1,2,3-Trichloropropane | ug/L | 50 | 46.1 | 92 | 60-140 | |
| 1,2,4-Trichlorobenzene | ug/L | 50 | 48.9 | 98 | 60-140 | |
| 1,2,4-Trimethylbenzene | ug/L | 50 | 48.0 | 96 | 60-140 | |
| 1,2-Dibromo-3-chloropropane | ug/L | 50 | 42.1 | 84 | 60-140 | |
| 1,2-Dibromoethane (EDB) | ug/L | 50 | 49.6 | 99 | 60-140 | |
| 1,2-Dichlorobenzene | ug/L | 50 | 48.6 | 97 | 60-140 | |
| 1,2-Dichloroethane | ug/L | 50 | 43.1 | 86 | 60-140 | |
| 1,2-Dichloropropane | ug/L | 50 | 47.5 | 95 | 60-140 | |

**Results presented on this page are in the units indicated by the "Units" column except where an alternate unit is presented to the right of the result.**

## REPORT OF LABORATORY ANALYSIS

This report shall not be reproduced, except in full,
without the written consent of Pace Analytical Services, LLC.

**Pace Analytical Services, LLC**
9800 Kincey Ave. Suite 100
Huntersville, NC 28078
(704)875-9092

## QUALITY CONTROL DATA

Project: 2020-L1-2448 Incident
Pace Project No.: 92579410

LABORATORY CONTROL SAMPLE: 3500839

| Parameter | Units | Spike Conc. | LCS Result | LCS % Rec | % Rec Limits | Qualifiers |
|---|---|---|---|---|---|---|
| 1,3,5-Trimethylbenzene | ug/L | 50 | 48.7 | 97 | 60-140 | |
| 1,3-Dichlorobenzene | ug/L | 50 | 47.8 | 96 | 60-140 | |
| 1,3-Dichloropropane | ug/L | 50 | 48.0 | 96 | 60-140 | |
| 1,4-Dichlorobenzene | ug/L | 50 | 47.3 | 95 | 60-140 | |
| 2,2-Dichloropropane | ug/L | 50 | 46.9 | 94 | 60-140 | |
| 2-Chlorotoluene | ug/L | 50 | 48.6 | 97 | 60-140 | |
| 4-Chlorotoluene | ug/L | 50 | 46.4 | 93 | 60-140 | |
| Benzene | ug/L | 50 | 49.5 | 99 | 60-140 | |
| Bromobenzene | ug/L | 50 | 46.6 | 93 | 60-140 | |
| Bromochloromethane | ug/L | 50 | 50.8 | 102 | 60-140 | |
| Bromodichloromethane | ug/L | 50 | 46.6 | 93 | 60-140 | |
| Bromoform | ug/L | 50 | 47.6 | 95 | 60-140 | |
| Bromomethane | ug/L | 50 | 44.0 | 88 | 60-140 | |
| Carbon tetrachloride | ug/L | 50 | 42.9 | 86 | 60-140 | |
| Chlorobenzene | ug/L | 50 | 49.8 | 100 | 60-140 | |
| Chloroethane | ug/L | 50 | 36.8 | 74 | 60-140 | |
| Chloroform | ug/L | 50 | 48.3 | 97 | 60-140 | |
| Chloromethane | ug/L | 50 | 41.1 | 82 | 60-140 | |
| cis-1,2-Dichloroethene | ug/L | 50 | 45.0 | 90 | 60-140 | |
| cis-1,3-Dichloropropene | ug/L | 50 | 46.7 | 93 | 60-140 | |
| Dibromochloromethane | ug/L | 50 | 49.2 | 98 | 60-140 | |
| Dibromomethane | ug/L | 50 | 51.1 | 102 | 60-140 | |
| Dichlorodifluoromethane | ug/L | 50 | 42.9 | 86 | 60-140 | |
| Diisopropyl ether | ug/L | 50 | 43.6 | 87 | 60-140 | |
| Ethanol | ug/L | 2000 | 1740 | 87 | 60-140 | |
| Ethylbenzene | ug/L | 50 | 49.5 | 99 | 60-140 | |
| Hexachloro-1,3-butadiene | ug/L | 50 | 43.1 | 86 | 60-140 | |
| Isopropylbenzene (Cumene) | ug/L | 50 | 51.7 | 103 | 60-140 | |
| m&p-Xylene | ug/L | 100 | 99.6 | 100 | 60-140 | |
| Methyl-tert-butyl ether | ug/L | 50 | 48.2 | 96 | 60-140 | |
| Methylene Chloride | ug/L | 50 | 45.7 | 91 | 60-140 | |
| n-Butylbenzene | ug/L | 50 | 47.7 | 95 | 60-140 | |
| n-Propylbenzene | ug/L | 50 | 48.1 | 96 | 60-140 | |
| Naphthalene | ug/L | 50 | 46.8 | 94 | 60-140 | |
| o-Xylene | ug/L | 50 | 49.7 | 99 | 60-140 | |
| sec-Butylbenzene | ug/L | 50 | 47.4 | 95 | 60-140 | |
| Styrene | ug/L | 50 | 48.8 | 98 | 60-140 | |
| tert-Butylbenzene | ug/L | 50 | 40.8 | 82 | 60-140 | |
| Tetrachloroethene | ug/L | 50 | 44.8 | 90 | 60-140 | |
| Toluene | ug/L | 50 | 50.6 | 101 | 60-140 | |
| trans-1,2-Dichloroethene | ug/L | 50 | 48.5 | 97 | 60-140 | |
| trans-1,3-Dichloropropene | ug/L | 50 | 48.5 | 97 | 60-140 | |
| Trichloroethene | ug/L | 50 | 49.4 | 99 | 60-140 | |
| Trichlorofluoromethane | ug/L | 50 | 39.4 | 79 | 60-140 | |
| Vinyl chloride | ug/L | 50 | 48.4 | 97 | 60-140 | |
| 1,2-Dichloroethane-d4 (S) | % | | | 92 | 70-130 | |
| 4-Bromofluorobenzene (S) | % | | | 101 | 70-130 | |

**Results presented on this page are in the units indicated by the "Units" column except where an alternate unit is presented to the right of the result.**

## REPORT OF LABORATORY ANALYSIS

This report shall not be reproduced, except in full,
without the written consent of Pace Analytical Services, LLC.

**Pace Analytical Services, LLC**
9800 Kincey Ave. Suite 100
Huntersville, NC 28078
(704)875-9092

## QUALITY CONTROL DATA

Project: 2020-L1-2448 Incident
Pace Project No.: 92579410

LABORATORY CONTROL SAMPLE: 3500839

| Parameter | Units | Spike Conc. | LCS Result | LCS % Rec | % Rec Limits | Qualifiers |
|---|---|---|---|---|---|---|
| Toluene-d8 (S) | % | | | 102 | 70-130 | |

MATRIX SPIKE & MATRIX SPIKE DUPLICATE: 3500840 3500841

| Parameter | Units | 92579120001 Result | MS Spike Conc. | MSD Spike Conc. | MS Result | MSD Result | MS % Rec | MSD % Rec | % Rec Limits | RPD | Max RPD | Qual |
|---|---|---|---|---|---|---|---|---|---|---|---|---|
| 1,1,1,2-Tetrachloroethane | ug/L | ND | 1000 | 1000 | 1010 | 1030 | 101 | 103 | 60-140 | 2 | 30 | |
| 1,1,1-Trichloroethane | ug/L | ND | 1000 | 1000 | 984 | 1050 | 98 | 105 | 60-140 | 7 | 30 | |
| 1,1,2,2-Tetrachloroethane | ug/L | ND | 1000 | 1000 | 944 | 1030 | 94 | 103 | 60-140 | 9 | 30 | |
| 1,1,2-Trichloroethane | ug/L | ND | 1000 | 1000 | 1090 | 1200 | 109 | 120 | 60-140 | 10 | 30 | |
| 1,1-Dichloroethane | ug/L | ND | 1000 | 1000 | 1080 | 1150 | 108 | 115 | 60-140 | 6 | 30 | |
| 1,1-Dichloroethene | ug/L | ND | 1000 | 1000 | 1090 | 1170 | 109 | 117 | 60-140 | 7 | 30 | |
| 1,1-Dichloropropene | ug/L | ND | 1000 | 1000 | 1020 | 1080 | 102 | 108 | 60-140 | 6 | 30 | |
| 1,2,3-Trichlorobenzene | ug/L | ND | 1000 | 1000 | 943 | 1070 | 94 | 107 | 60-140 | 13 | 30 | |
| 1,2,3-Trichloropropane | ug/L | ND | 1000 | 1000 | 911 | 925 | 91 | 93 | 60-140 | 2 | 30 | |
| 1,2,4-Trichlorobenzene | ug/L | ND | 1000 | 1000 | 1020 | 1130 | 102 | 113 | 60-140 | 10 | 30 | |
| 1,2,4-Trimethylbenzene | ug/L | 1190 | 1000 | 1000 | 2260 | 2830 | 107 | 164 | 60-140 | 22 | 30 | M1 |
| 1,2-Dibromo-3-chloropropane | ug/L | ND | 1000 | 1000 | 763 | 867 | 76 | 87 | 60-140 | 13 | 30 | |
| 1,2-Dibromoethane (EDB) | ug/L | ND | 1000 | 1000 | 1010 | 1070 | 101 | 107 | 60-140 | 6 | 30 | |
| 1,2-Dichlorobenzene | ug/L | ND | 1000 | 1000 | 1050 | 1100 | 105 | 110 | 60-140 | 4 | 30 | |
| 1,2-Dichloroethane | ug/L | ND | 1000 | 1000 | 946 | 1000 | 95 | 100 | 60-140 | 6 | 30 | |
| 1,2-Dichloropropane | ug/L | ND | 1000 | 1000 | 1040 | 1100 | 104 | 110 | 60-140 | 5 | 30 | |
| 1,3,5-Trimethylbenzene | ug/L | 293 | 1000 | 1000 | 1420 | 1620 | 113 | 133 | 60-140 | 13 | 30 | |
| 1,3-Dichlorobenzene | ug/L | ND | 1000 | 1000 | 1040 | 1120 | 104 | 112 | 60-140 | 7 | 30 | |
| 1,3-Dichloropropane | ug/L | ND | 1000 | 1000 | 1050 | 1060 | 105 | 106 | 60-140 | 1 | 30 | |
| 1,4-Dichlorobenzene | ug/L | ND | 1000 | 1000 | 1040 | 1100 | 104 | 110 | 60-140 | 5 | 30 | |
| 2,2-Dichloropropane | ug/L | ND | 1000 | 1000 | 934 | 999 | 93 | 100 | 60-140 | 7 | 30 | |
| 2-Chlorotoluene | ug/L | ND | 1000 | 1000 | 1130 | 1220 | 113 | 122 | 60-140 | 7 | 30 | |
| 4-Chlorotoluene | ug/L | ND | 1000 | 1000 | 1040 | 1120 | 104 | 112 | 60-140 | 7 | 30 | |
| Benzene | ug/L | 6820 | 1000 | 1000 | 7900 | 10700 | 108 | 386 | 60-140 | 30 | 30 | E,M1 |
| Bromobenzene | ug/L | ND | 1000 | 1000 | 1030 | 1090 | 103 | 109 | 60-140 | 6 | 30 | |
| Bromochloromethane | ug/L | ND | 1000 | 1000 | 1110 | 1200 | 111 | 120 | 60-140 | 8 | 30 | |
| Bromodichloromethane | ug/L | ND | 1000 | 1000 | 1000 | 1040 | 100 | 104 | 60-140 | 4 | 30 | |
| Bromoform | ug/L | ND | 1000 | 1000 | 841 | 947 | 84 | 95 | 60-140 | 12 | 30 | |
| Bromomethane | ug/L | ND | 1000 | 1000 | 876 | 1080 | 88 | 108 | 60-140 | 21 | 30 | |
| Carbon tetrachloride | ug/L | ND | 1000 | 1000 | 936 | 1000 | 94 | 100 | 60-140 | 7 | 30 | |
| Chlorobenzene | ug/L | ND | 1000 | 1000 | 1090 | 1160 | 109 | 116 | 60-140 | 6 | 30 | |
| Chloroethane | ug/L | ND | 1000 | 1000 | 1260 | 1300 | 126 | 130 | 60-140 | 3 | 30 | |
| Chloroform | ug/L | ND | 1000 | 1000 | 1040 | 1140 | 104 | 114 | 60-140 | 8 | 30 | |
| Chloromethane | ug/L | ND | 1000 | 1000 | 970 | 1070 | 97 | 107 | 60-140 | 9 | 30 | |
| cis-1,2-Dichloroethene | ug/L | ND | 1000 | 1000 | 996 | 1050 | 100 | 105 | 60-140 | 6 | 30 | |
| cis-1,3-Dichloropropene | ug/L | ND | 1000 | 1000 | 994 | 1030 | 99 | 103 | 60-140 | 4 | 30 | |
| Dibromochloromethane | ug/L | ND | 1000 | 1000 | 968 | 1040 | 97 | 104 | 60-140 | 7 | 30 | |
| Dibromomethane | ug/L | ND | 1000 | 1000 | 1120 | 1170 | 112 | 117 | 60-140 | 5 | 30 | |

**Results presented on this page are in the units indicated by the "Units" column except where an alternate unit is presented to the right of the result.**

## REPORT OF LABORATORY ANALYSIS

This report shall not be reproduced, except in full,
without the written consent of Pace Analytical Services, LLC.

**Pace Analytical Services, LLC**
9800 Kincey Ave. Suite 100
Huntersville, NC 28078
(704)875-9092

## QUALITY CONTROL DATA

Project: 2020-L1-2448 Incident
Pace Project No.: 92579410

MATRIX SPIKE & MATRIX SPIKE DUPLICATE: 3500840 3500841

| Parameter | Units | 92579120001 Result | MS Spike Conc. | MSD Spike Conc. | MS Result | MSD Result | MS % Rec | MSD % Rec | % Rec Limits | RPD | Max RPD | Qual |
|---|---|---|---|---|---|---|---|---|---|---|---|---|
| Dichlorodifluoromethane | ug/L | ND | 1000 | 1000 | 872 | 933 | 87 | 93 | 60-140 | 7 | 30 | |
| Diisopropyl ether | ug/L | 232 | 1000 | 1000 | 1170 | 1340 | 94 | 111 | 60-140 | 14 | 30 | |
| Ethanol | ug/L | ND | 40000 | 40000 | 32200 | 35700 | 81 | 89 | 60-140 | 10 | 30 | |
| Ethylbenzene | ug/L | 1540 | 1000 | 1000 | 2650 | 3310 | 111 | 177 | 60-140 | 22 | 30 | M1 |
| Hexachloro-1,3-butadiene | ug/L | ND | 1000 | 1000 | 872 | 1000 | 87 | 100 | 60-140 | 14 | 30 | |
| Isopropylbenzene (Cumene) | ug/L | 45.5 | 1000 | 1000 | 1210 | 1310 | 116 | 126 | 60-140 | 8 | 30 | |
| m&p-Xylene | ug/L | 4000 | 2000 | 2000 | 6270 | 7970 | 113 | 198 | 60-140 | 24 | 30 | M1 |
| Methyl-tert-butyl ether | ug/L | 120 | 1000 | 1000 | 1140 | 1250 | 102 | 113 | 60-140 | 9 | 30 | |
| Methylene Chloride | ug/L | ND | 1000 | 1000 | 961 | 1020 | 96 | 102 | 60-140 | 6 | 30 | |
| n-Butylbenzene | ug/L | ND | 1000 | 1000 | 1060 | 1170 | 106 | 117 | 60-140 | 10 | 30 | |
| n-Propylbenzene | ug/L | 154 | 1000 | 1000 | 1260 | 1380 | 110 | 123 | 60-140 | 10 | 30 | |
| Naphthalene | ug/L | 350 | 1000 | 1000 | 1210 | 1470 | 86 | 112 | 60-140 | 19 | 30 | |
| o-Xylene | ug/L | 2240 | 1000 | 1000 | 3410 | 4320 | 117 | 208 | 60-140 | 23 | 30 | M1 |
| sec-Butylbenzene | ug/L | ND | 1000 | 1000 | 1080 | 1170 | 108 | 117 | 60-140 | 8 | 30 | |
| Styrene | ug/L | ND | 1000 | 1000 | 1090 | 1140 | 109 | 114 | 60-140 | 5 | 30 | |
| tert-Butylbenzene | ug/L | ND | 1000 | 1000 | 912 | 975 | 91 | 98 | 60-140 | 7 | 30 | |
| Tetrachloroethene | ug/L | ND | 1000 | 1000 | 967 | 1060 | 97 | 106 | 60-140 | 9 | 30 | |
| Toluene | ug/L | 4780 | 1000 | 1000 | 5920 | 7820 | 115 | 304 | 60-140 | 28 | 30 | M1 |
| trans-1,2-Dichloroethene | ug/L | ND | 1000 | 1000 | 1090 | 1170 | 109 | 117 | 60-140 | 7 | 30 | |
| trans-1,3-Dichloropropene | ug/L | ND | 1000 | 1000 | 1000 | 1050 | 100 | 105 | 60-140 | 5 | 30 | |
| Trichloroethene | ug/L | ND | 1000 | 1000 | 1080 | 1170 | 108 | 117 | 60-140 | 8 | 30 | |
| Trichlorofluoromethane | ug/L | ND | 1000 | 1000 | 885 | 965 | 89 | 96 | 60-140 | 9 | 30 | |
| Vinyl chloride | ug/L | ND | 1000 | 1000 | 1110 | 1180 | 111 | 118 | 60-140 | 7 | 30 | |
| 1,2-Dichloroethane-d4 (S) | % | | | | | | 89 | 91 | 70-130 | | | |
| 4-Bromofluorobenzene (S) | % | | | | | | 100 | 100 | 70-130 | | | |
| Toluene-d8 (S) | % | | | | | | 102 | 102 | 70-130 | | | |

**Results presented on this page are in the units indicated by the "Units" column except where an alternate unit is presented to the right of the result.**

## REPORT OF LABORATORY ANALYSIS

This report shall not be reproduced, except in full,
without the written consent of Pace Analytical Services, LLC.

**Pace Analytical Services, LLC**
9800 Kincey Ave. Suite 100
Huntersville, NC 28078
(704)875-9092

# QUALIFIERS

Project: 2020-L1-2448 Incident
Pace Project No.: 92579410

## DEFINITIONS

DF - Dilution Factor, if reported, represents the factor applied to the reported data due to dilution of the sample aliquot.

ND - Not Detected at or above adjusted reporting limit.

TNTC - Too Numerous To Count

J - Estimated concentration above the adjusted method detection limit and below the adjusted reporting limit.

MDL - Adjusted Method Detection Limit.

PQL - Practical Quantitation Limit.

RL - Reporting Limit - The lowest concentration value that meets project requirements for quantitative data with known precision and bias for a specific analyte in a specific matrix.

S - Surrogate

1,2-Diphenylhydrazine decomposes to and cannot be separated from Azobenzene using Method 8270. The result for each analyte is a combined concentration.

Consistent with EPA guidelines, unrounded data are displayed and have been used to calculate % recovery and RPD values.

LCS(D) - Laboratory Control Sample (Duplicate)

MS(D) - Matrix Spike (Duplicate)

DUP - Sample Duplicate

RPD - Relative Percent Difference

NC - Not Calculable.

SG - Silica Gel - Clean-Up

U - Indicates the compound was analyzed for, but not detected.

Acid preservation may not be appropriate for 2 Chloroethylvinyl ether.

A separate vial preserved to a pH of 4-5 is recommended in SW846 Chapter 4 for the analysis of Acrolein and Acrylonitrile by EPA Method 8260.

N-Nitrosodiphenylamine decomposes and cannot be separated from Diphenylamine using Method 8270. The result reported for each analyte is a combined concentration.

Reported results are not rounded until the final step prior to reporting. Therefore, calculated parameters that are typically reported as "Total" may vary slightly from the sum of the reported component parameters.

Pace Analytical is TNI accredited. Contact your Pace PM for the current list of accredited analytes.

TNI - The NELAC Institute.

## ANALYTE QUALIFIERS

| | |
|---|---|
| E | Analyte concentration exceeded the calibration range. The reported result is estimated. |
| M1 | Matrix spike recovery exceeded QC limits. Batch accepted based on laboratory control sample (LCS) recovery. |
| N2 | The lab does not hold NELAC/TNI accreditation for this parameter but other accreditations/certifications may apply. A complete list of accreditations/certifications is available upon request. |



This report shall not be reproduced, except in full,
without the written consent of Pace Analytical Services, LLC.

**Pace Analytical Services, LLC**
9800 Kincey Ave. Suite 100
Huntersville, NC 28078
(704)875-9092

## QUALITY CONTROL DATA CROSS REFERENCE TABLE

Project: 2020-L1-2448 Incident
Pace Project No.: 92579410

| Lab ID | Sample ID | QC Batch Method | QC Batch | Analytical Method | Analytical Batch |
|---|---|---|---|---|---|
| **92579410001** | **DUP-1** | MADEP VPH | 667692 | | |
| **92579410002** | **FB-1** | MADEP VPH | 667692 | | |
| **92579410001** | **DUP-1** | EPA 3010A | 668894 | EPA 6010D | 669318 |
| **92579410002** | **FB-1** | EPA 3010A | 668894 | EPA 6010D | 669318 |
| **92579410001** | **DUP-1** | SM 6200B | 667976 | | |
| **92579410002** | **FB-1** | SM 6200B | 668322 | | |
| **92579410003** | **TRIP BLANK** | SM 6200B | 667976 | | |



This report shall not be reproduced, except in full,
without the written consent of Pace Analytical Services, LLC.

# CHAIN-OF-CUSTODY Analytical Request Document

Pace Analytical

Chain-of-Custody is a LEGAL DOCUMENT - Complete all relevent fields

LAB **WO# : 92579410**

92579410

| | |
|---|---|
| Company: Apex Companies | Billing Information: |
| Address: | |
| Report To: Andrew Street | Email To: andrew.street@apexcos.com |
| Copy To: | Site Collection Info/Address: |
| Customer Project Name/Number: 2020-4-2448 | State: NC County/City: Aunersville Time Zone Collected: [ ] PT [ ] MT [ ] CT [X] ET |
| Phone: Email: | Site/Facility ID #: |
| Collected By (print): Vanessa Hunter | Purchase Order #: Quote #: |
| Collected By (signature): | Turnaround Date Required: ASAP |
| Sample Disposal: [ ] Dispose as appropriate [ ] Return [ ] Archive: _____ [ ] Hold: _____ | Rush: [ ] Same Day [ ] Next Day [ ] 2 Day [ ] 3 Day [ ] 4 Day [ ] 5 Day (Expedite Charges Apply) |

Compliance Monitoring? [ ] Yes [ ] No

DW PWS ID #: DW Location Code:

Immediately Packed on Ice: [ ] Yes [ ] No

Field Filtered (if applicable): [ ] Yes [ ] No

Analysis: _____

Container Preservative Type **: 3 3 1

** Preservative Types: (1) nitric acid, (2) sulfuric acid, (3) hydrochloric acid, (4) sodium hydroxide, (5) zinc acetate, (6) methanol, (7) sodium bisulfate, (8) sodium thiosulfate, (9) hexane, (A) ascorbic acid, (B) ammonium sulfate, (C) ammonium hydroxide, (D) TSP, (U) Unpreserved, (O) Other _____

Lab Project Manager:

Analyses: VOCs by 6200B | MADEP VPH | Lead

* Matrix Codes (Insert in Matrix box below): Drinking Water (DW), Ground Water (GW), Wastewater (WW), Product (P), Soil/Solid (SL), Oil (OL), Wipe (WP), Air (AR), Tissue (TS), Bioassay (B), Vapor (V), Other (OT)

| Customer Sample ID | Matrix * | Comp / Grab | Collected (or Composite Start) Date | Collected (or Composite Start) Time | Composite End Date | Composite End Time | Res Cl | # of Ctns | VOCs by 6200B | MADEP VPH | Lead | Lab Sample # / Comments |
|---|---|---|---|---|---|---|---|---|---|---|---|---|
| Dup-1 | DW | G | 12/21/21 | - | | | | 8 | X | X | X | 001 |
| FB-1 | DW | G | 12/21/21 | 1010 | | | | 8 | X | X | X | 002 |
| Trip Blank | OT | - | 12/21/21 | - | | | | 2 | X | | X | |

Lab Profile/Line:

Lab Sample Receipt Checklist:

| | | | |
|---|---|---|---|
| Custody Seals Present/Intact | Y | (N) | NA |
| Custody Signatures Present | Y | N | NA |
| Collector Signature Present | Y | N | NA |
| Bottles Intact | Y | N | NA |
| Correct Bottles | Y | N | NA |
| Sufficient Volume | Y | N | NA |
| Samples Received on Ice | Y | N | NA |
| VOA - Headspace Acceptable | Y | N | NA |
| USDA Regulated Soils | Y | N | NA |
| Samples in Holding Time | (Y) | N | NA |
| Residual Chlorine Present | Y | N | (NA) |
| Cl Strips: _____ | | | |
| Sample pH Acceptable | (Y) | N | NA |
| pH Strips: 2238 QAV | | | |
| Sulfide Present | Y | N | (NA) |
| Lead Acetate Strips: _____ | | | |

LAB USE ONLY:
Lab Sample # / Comments:
92579410

Customer Remarks / Special Conditions / Possible Hazards:

Type of Ice Used: (Wet) Blue Dry None

Packing Material Used: BB

Radchem sample(s) screened (<500 cpm): Y N (NA)

SHORT HOLDS PRESENT (<72 hours): Y (N) N/A

Lab Tracking #: 2601714

Samples received via: FEDEX UPS Client Courier (Pace Courier)

Lab Sample Temperature Info:
Temp Blank Received: Y (N) NA
Therm ID#: 92200
Cooler 1 Temp Upon Receipt: 2.7 oC
Cooler 1 Therm Corr. Factor: 0 oC
Cooler 1 Corrected Temp: 2.7 oC
Comments:

| | | | | |
|---|---|---|---|---|
| Relinquished by/Company: (Signature) Vanessa Hunter/Apex | Date/Time: 12/21/21 1315 | Received by/Company: (Signature) APEX | Date/Time: 12-21-21 1315 | MTJL LAB USE ONLY |
| Relinquished by/Company: (Signature) APEX | Date/Time: 12-21-21 1345 | Received by/Company: (Signature) [illegible] PACE | Date/Time: 12/21/21 1345 | Table #: Acctnum: Template: Prelogin: PM: PB: |
| Relinquished by/Company: (Signature) | Date/Time: | Received by/Company: (Signature) | Date/Time: | |

Trip Blank Received: (Y) N NA
HCL MeOH TSP Other

Non Conformance(s): YES / (NO)

Page: 1 of: 1

| Pace Analytical® | Document Name: Bottle Identification Form (BIF) | Document Issued: November 15, 2021 Page 1 of 1 |
|---|---|---|
| | Document No.: F-CAR-CS-043-Rev.01 | Issuing Authority: Pace Carolinas Quality Office |

***Check mark top half of box if pH and/or dechlorination is verified and within the acceptance range for preservation samples.**

Exceptions: VOA, Coliform, TOC, Oil and Grease, DRO/8015 (water) DOC, LLHg

****Bottom half of box is to list number of bottles**

Project # WO# : 92579410

PM: AMB Due Date: 12/29/21

CLIENT: 92-APEX MOOR

| Matrix | Item# | BP4U-125 mL Plastic Unpreserved (N/A) (Cl-) | BP3U-250 mL Plastic Unpreserved (N/A) | BP2U-500 mL Plastic Unpreserved (N/A) | BP1U-1 liter Plastic Unpreserved (N/A). | BP4S-125 mL Plastic H2SO4 (pH < 2) (Cl-) | BP3N-250 mL plastic HNO3 (pH < 2) | BP4Z-125 mL Plastic ZN Acetate & NaOH (>9) | BP4B-125 mL Plastic NaOH (pH > 12) (Cl-) | WGFU-Wide-mouthed Glass jar Unpreserved | AG1U-1 liter Amber Unpreserved (N/A) (Cl-) | AG1H-1 liter Amber HCl (pH < 2) | AG3U-250 mL Amber Unpreserved (N/A) (Cl-) | AG1S-1 liter Amber H2SO4 (pH < 2) | AG3S-250 mL Amber H2SO4 (pH < 2) | AG3A(DG3A)-250 mL Amber NH4Cl (N/A)(Cl-) | DG9H-40 mL VOA HCl (N/A) | VG9T-40 mL VOA Na2S2O3 (N/A) | VG9U-40 mL VOA Unpreserved (N/A) | DG9P-40 mL VOA H3PO4 (N/A) | VOAK (3 vials per kit)-5035 kit (N/A) | V/GK (3 vials per kit)-VPH/Gas kit (N/A) | SP5T-125 mL Sterile Plastic (N/A – lab) | SP2T-250 mL Sterile Plastic (N/A – lab) | | BP3A-250 mL Plastic (NH2)2SO4 (9.3-9.7) | AG0U-100 mL Amber Unpreserved vials (N/A) | VSGU-20 mL Scintillation vials (N/A) | DG9U-40 mL Amber Unpreserved vials (N/A) |
|---|---|---|---|---|---|---|---|---|---|---|---|---|---|---|---|---|---|---|---|---|---|---|---|---|---|---|---|---|---|
| | 1 | | | | | | 1 | | | | | | | | | | 7 | | | | | | | | | | | | |
| | 2 | | | | | | 1 | | | | | | | | | | 7 | | | | | | | | | | | | |
| | 3 | | | | | | | | | | | | | | | | 2 | | | | | | | | | | | | |
| | 4 | | | | | | | | | | | | | | | | | | | | | | | | | | | | |
| | 5 | | | | | | | | | | | | | | | | | | | | | | | | | | | | |
| | 6 | | | | | | | | | | | | | | | | | | | | | | | | | | | | |
| | 7 | | | | | | | | | | | | | | | | | | | | | | | | | | | | |
| | 8 | | | | | | | | | | | | | | | | | | | | | | | | | | | | |
| | 9 | | | | | | | | | | | | | | | | | | | | | | | | | | | | |
| | 10 | | | | | | | | | | | | | | | | | | | | | | | | | | | | |
| | 11 | | | | | | | | | | | | | | | | | | | | | | | | | | | | |
| | 12 | | | | | | | | | | | | | | | | | | | | | | | | | | | | |

## pH Adjustment Log for Preserved Samples

| Sample ID | Type of Preservative | pH upon receipt | Date preservation adjusted | Time preservation adjusted | Amount of Preservative added | Lot # |
|---|---|---|---|---|---|---|
| | | | | | | |
| | | | | | | |
| | | | | | | |

Note: Whenever there is a discrepancy affecting North Carolina compliance samples, a copy of this form will be sent to the North Carolina DEHNR Certification Office (i.e. Out of hold, incorrect preservative, out of temp, incorrect containers.

**Pace Analytical Services, LLC**
9800 Kincey Ave. Suite 100
Huntersville, NC 28078
(704)875-9092

January 11, 2022

Andrew Street
Apex Companies - NC
5900 Northwoods Business Pkwy
Suite 5900-0
Charlotte, NC 28269

RE: Project: 2020-LI-2448 INCIDENT
Pace Project No.: 92580058

Dear Andrew Street:

Enclosed are the analytical results for sample(s) received by the laboratory on December 28, 2021. The results relate only to the samples included in this report. Results reported herein conform to the applicable TNI/NELAC Standards and the laboratory's Quality Manual, where applicable, unless otherwise noted in the body of the report.

The test results provided in this final report were generated by each of the following laboratories within the Pace Network:

- Pace Analytical Services - Asheville
- Pace Analytical Services - Charlotte

If you have any questions concerning this report, please feel free to contact me.

Sincerely,

Angela M. Baioni

Angela Baioni
angela.baioni@pacelabs.com
(704)875-9092
Project Manager

Enclosures

cc: J Culbreath, Colonial Pipeline Company
Naomi Fretz, APEX Companies, LLC
Robert Hughes, Colonial Pipeline
Cameron Lee, Montrose-EPS
Jamie Moran, APEX Companies, LLC
Jeff Morrison, Colonial Pipeline Company
Tom Naumann, APEX Companies - NC
Joe Nicolette, Montrose-EPS
Kaitlyn Nootens, Apex Companies
Christopher Schultz, Apex Companies
Matt Teixeira, Apex Companies, LLC
Michael Verdon, Colonial Pipeline Company
JM Wyatt, Colonial Pipeline Company

**REPORT OF LABORATORY ANALYSIS**

This report shall not be reproduced, except in full,
without the written consent of Pace Analytical Services, LLC.

**Pace Analytical Services, LLC**
9800 Kincey Ave.  Suite 100
Huntersville, NC 28078
(704)875-9092

## CERTIFICATIONS

Project: 2020-LI-2448 INCIDENT
Pace Project No.: 92580058

**Pace Analytical Services Charlotte**

South Carolina Laboratory ID: 99006
9800 Kincey Ave. Ste 100, Huntersville, NC 28078
North Carolina Drinking Water Certification #: 37706
North Carolina Field Services Certification #: 5342
North Carolina Wastewater Certification #: 12
South Carolina Laboratory ID: 99006
South Carolina Certification #: 99006001
South Carolina Drinking Water Cert. #: 99006003
Florida/NELAP Certification #: E87627
Kentucky UST Certification #: 84
Louisiana DoH Drinking Water #: LA029
Virginia/VELAP Certification #: 460221

**Pace Analytical Services Asheville**

2225 Riverside Drive, Asheville, NC  28804
Florida/NELAP Certification #: E87648
North Carolina Drinking Water Certification #: 37712
North Carolina Wastewater Certification #: 40
South Carolina Laboratory ID: 99030
South Carolina Certification #: 99030001
Virginia/VELAP Certification #: 460222



This report shall not be reproduced, except in full,
without the written consent of Pace Analytical Services, LLC.

**Pace Analytical Services, LLC**
9800 Kincey Ave. Suite 100
Huntersville, NC 28078
(704)875-9092

## SAMPLE SUMMARY

Project: 2020-LI-2448 INCIDENT
Pace Project No.: 92580058

| Lab ID | Sample ID | Matrix | Date Collected | Date Received |
|---|---|---|---|---|
| **92580058001** | **13835_AC_RD** | Water | 12/28/21 10:40 | 12/28/21 11:52 |

**REPORT OF LABORATORY ANALYSIS**

This report shall not be reproduced, except in full,
without the written consent of Pace Analytical Services, LLC.

**Pace Analytical Services, LLC**
9800 Kincey Ave. Suite 100
Huntersville, NC 28078
(704)875-9092

## SAMPLE ANALYTE COUNT

Project: 2020-LI-2448 INCIDENT
Pace Project No.: 92580058

| Lab ID | Sample ID | Method | Analysts | Analytes Reported | Laboratory |
|---|---|---|---|---|---|
| **92580058001** | **13835_AC_RD** | MADEP VPH | MAD | 6 | PASI-C |
| | | EPA 6010D | DS | 1 | PASI-A |
| | | SM 6200B | SAS | 64 | PASI-C |

PASI-A = Pace Analytical Services - Asheville
PASI-C = Pace Analytical Services - Charlotte



This report shall not be reproduced, except in full,
without the written consent of Pace Analytical Services, LLC.

**Pace Analytical Services, LLC**
9800 Kincey Ave. Suite 100
Huntersville, NC 28078
(704)875-9092

## ANALYTICAL RESULTS

Project: 2020-LI-2448 INCIDENT
Pace Project No.: 92580058

**Sample: 13835_AC_RD** **Lab ID: 92580058001** Collected: 12/28/21 10:40 Received: 12/28/21 11:52 Matrix: Water

| Parameters | Results | Units | Report Limit | MDL | DF | Prepared | Analyzed | CAS No. | Qual |
|---|---|---|---|---|---|---|---|---|---|
| **VPH NC Water** | Analytical Method: MADEP VPH<br>Pace Analytical Services - Charlotte | | | | | | | | |
| Total VPH (C5-C12) | ND | ug/L | 50.0 | 50.0 | 1 | | 12/28/21 18:47 | | N2 |
| Aliphatic (C05-C08) | ND | ug/L | 50.0 | 50.0 | 1 | | 12/28/21 18:47 | | N2 |
| Aliphatic(C09-C12) Adjusted | ND | ug/L | 50.0 | 50.0 | 1 | | 12/28/21 18:47 | | N2 |
| Aromatic (C09-C10) | ND | ug/L | 50.0 | 50.0 | 1 | | 12/28/21 18:47 | | N2 |
| ***Surrogates*** | | | | | | | | | |
| 4-Bromofluorobenzene (FID) (S) | 94 | % | 70-130 | | 1 | | 12/28/21 18:47 | 460-00-4 | |
| 4-Bromofluorobenzene (PID) (S) | 82 | % | 70-130 | | 1 | | 12/28/21 18:47 | 460-00-4 | |
| **6010 MET ICP** | Analytical Method: EPA 6010D Preparation Method: EPA 3010A<br>Pace Analytical Services - Asheville | | | | | | | | |
| Lead | ND | ug/L | 5.0 | 4.5 | 1 | 12/30/21 15:01 | 01/07/22 18:14 | 7439-92-1 | |
| **6200B MSV** | Analytical Method: SM 6200B<br>Pace Analytical Services - Charlotte | | | | | | | | |
| Benzene | ND | ug/L | 0.50 | 0.34 | 1 | | 12/29/21 14:50 | 71-43-2 | |
| Bromobenzene | ND | ug/L | 0.50 | 0.29 | 1 | | 12/29/21 14:50 | 108-86-1 | |
| Bromochloromethane | ND | ug/L | 0.50 | 0.47 | 1 | | 12/29/21 14:50 | 74-97-5 | |
| Bromodichloromethane | ND | ug/L | 0.50 | 0.31 | 1 | | 12/29/21 14:50 | 75-27-4 | |
| Bromoform | ND | ug/L | 0.50 | 0.34 | 1 | | 12/29/21 14:50 | 75-25-2 | |
| Bromomethane | ND | ug/L | 5.0 | 1.7 | 1 | | 12/29/21 14:50 | 74-83-9 | |
| n-Butylbenzene | ND | ug/L | 0.50 | 0.49 | 1 | | 12/29/21 14:50 | 104-51-8 | |
| sec-Butylbenzene | ND | ug/L | 0.50 | 0.40 | 1 | | 12/29/21 14:50 | 135-98-8 | |
| tert-Butylbenzene | ND | ug/L | 0.50 | 0.32 | 1 | | 12/29/21 14:50 | 98-06-6 | |
| Carbon tetrachloride | ND | ug/L | 0.50 | 0.33 | 1 | | 12/29/21 14:50 | 56-23-5 | |
| Chlorobenzene | ND | ug/L | 0.50 | 0.28 | 1 | | 12/29/21 14:50 | 108-90-7 | |
| Chloroethane | ND | ug/L | 1.0 | 0.65 | 1 | | 12/29/21 14:50 | 75-00-3 | |
| Chloroform | **0.41J** | ug/L | 0.50 | 0.35 | 1 | | 12/29/21 14:50 | 67-66-3 | |
| Chloromethane | ND | ug/L | 1.0 | 0.54 | 1 | | 12/29/21 14:50 | 74-87-3 | |
| 2-Chlorotoluene | ND | ug/L | 0.50 | 0.32 | 1 | | 12/29/21 14:50 | 95-49-8 | |
| 4-Chlorotoluene | ND | ug/L | 0.50 | 0.32 | 1 | | 12/29/21 14:50 | 106-43-4 | |
| 1,2-Dibromo-3-chloropropane | ND | ug/L | 1.0 | 0.34 | 1 | | 12/29/21 14:50 | 96-12-8 | |
| Dibromochloromethane | ND | ug/L | 0.50 | 0.36 | 1 | | 12/29/21 14:50 | 124-48-1 | |
| 1,2-Dibromoethane (EDB) | ND | ug/L | 0.50 | 0.27 | 1 | | 12/29/21 14:50 | 106-93-4 | |
| Dibromomethane | ND | ug/L | 0.50 | 0.39 | 1 | | 12/29/21 14:50 | 74-95-3 | |
| 1,2-Dichlorobenzene | ND | ug/L | 0.50 | 0.34 | 1 | | 12/29/21 14:50 | 95-50-1 | |
| 1,3-Dichlorobenzene | ND | ug/L | 0.50 | 0.34 | 1 | | 12/29/21 14:50 | 541-73-1 | |
| 1,4-Dichlorobenzene | ND | ug/L | 0.50 | 0.33 | 1 | | 12/29/21 14:50 | 106-46-7 | |
| Dichlorodifluoromethane | ND | ug/L | 0.50 | 0.35 | 1 | | 12/29/21 14:50 | 75-71-8 | |
| 1,1-Dichloroethane | ND | ug/L | 0.50 | 0.37 | 1 | | 12/29/21 14:50 | 75-34-3 | |
| 1,2-Dichloroethane | ND | ug/L | 0.50 | 0.32 | 1 | | 12/29/21 14:50 | 107-06-2 | |
| 1,1-Dichloroethene | ND | ug/L | 0.50 | 0.35 | 1 | | 12/29/21 14:50 | 75-35-4 | |
| cis-1,2-Dichloroethene | ND | ug/L | 0.50 | 0.38 | 1 | | 12/29/21 14:50 | 156-59-2 | |
| trans-1,2-Dichloroethene | ND | ug/L | 0.50 | 0.40 | 1 | | 12/29/21 14:50 | 156-60-5 | |
| 1,2-Dichloropropane | ND | ug/L | 0.50 | 0.36 | 1 | | 12/29/21 14:50 | 78-87-5 | |
| 1,3-Dichloropropane | ND | ug/L | 0.50 | 0.28 | 1 | | 12/29/21 14:50 | 142-28-9 | |

## REPORT OF LABORATORY ANALYSIS

This report shall not be reproduced, except in full,
without the written consent of Pace Analytical Services, LLC.

**Pace Analytical Services, LLC**
9800 Kincey Ave. Suite 100
Huntersville, NC 28078
(704)875-9092

## ANALYTICAL RESULTS

Project: 2020-LI-2448 INCIDENT
Pace Project No.: 92580058

**Sample: 13835_AC_RD** **Lab ID: 92580058001** Collected: 12/28/21 10:40 Received: 12/28/21 11:52 Matrix: Water

| Parameters | Results | Units | Report Limit | MDL | DF | Prepared | Analyzed | CAS No. | Qual |
|---|---|---|---|---|---|---|---|---|---|
| **6200B MSV** | Analytical Method: SM 6200B<br>Pace Analytical Services - Charlotte | | | | | | | | |
| 2,2-Dichloropropane | ND | ug/L | 0.50 | 0.39 | 1 | | 12/29/21 14:50 | 594-20-7 | |
| 1,1-Dichloropropene | ND | ug/L | 0.50 | 0.43 | 1 | | 12/29/21 14:50 | 563-58-6 | |
| cis-1,3-Dichloropropene | ND | ug/L | 0.50 | 0.36 | 1 | | 12/29/21 14:50 | 10061-01-5 | |
| trans-1,3-Dichloropropene | ND | ug/L | 0.50 | 0.36 | 1 | | 12/29/21 14:50 | 10061-02-6 | |
| Diisopropyl ether | ND | ug/L | 0.50 | 0.31 | 1 | | 12/29/21 14:50 | 108-20-3 | |
| Ethanol | ND | ug/L | 200 | 72.2 | 1 | | 12/29/21 14:50 | 64-17-5 | |
| Ethylbenzene | ND | ug/L | 0.50 | 0.30 | 1 | | 12/29/21 14:50 | 100-41-4 | |
| Hexachloro-1,3-butadiene | ND | ug/L | 2.0 | 1.5 | 1 | | 12/29/21 14:50 | 87-68-3 | |
| Isopropylbenzene (Cumene) | ND | ug/L | 0.50 | 0.33 | 1 | | 12/29/21 14:50 | 98-82-8 | |
| Methylene Chloride | ND | ug/L | 2.0 | 2.0 | 1 | | 12/29/21 14:50 | 75-09-2 | |
| Methyl-tert-butyl ether | ND | ug/L | 0.50 | 0.42 | 1 | | 12/29/21 14:50 | 1634-04-4 | |
| Naphthalene | ND | ug/L | 2.0 | 0.64 | 1 | | 12/29/21 14:50 | 91-20-3 | |
| n-Propylbenzene | ND | ug/L | 0.50 | 0.34 | 1 | | 12/29/21 14:50 | 103-65-1 | |
| Styrene | ND | ug/L | 0.50 | 0.29 | 1 | | 12/29/21 14:50 | 100-42-5 | |
| 1,1,1,2-Tetrachloroethane | ND | ug/L | 0.50 | 0.31 | 1 | | 12/29/21 14:50 | 630-20-6 | |
| 1,1,2,2-Tetrachloroethane | ND | ug/L | 0.50 | 0.22 | 1 | | 12/29/21 14:50 | 79-34-5 | |
| Tetrachloroethene | ND | ug/L | 0.50 | 0.29 | 1 | | 12/29/21 14:50 | 127-18-4 | |
| Toluene | ND | ug/L | 0.50 | 0.48 | 1 | | 12/29/21 14:50 | 108-88-3 | |
| 1,2,3-Trichlorobenzene | ND | ug/L | 2.0 | 0.81 | 1 | | 12/29/21 14:50 | 87-61-6 | |
| 1,2,4-Trichlorobenzene | ND | ug/L | 2.0 | 0.64 | 1 | | 12/29/21 14:50 | 120-82-1 | |
| 1,1,1-Trichloroethane | ND | ug/L | 0.50 | 0.33 | 1 | | 12/29/21 14:50 | 71-55-6 | |
| 1,1,2-Trichloroethane | ND | ug/L | 0.50 | 0.32 | 1 | | 12/29/21 14:50 | 79-00-5 | |
| Trichloroethene | ND | ug/L | 0.50 | 0.38 | 1 | | 12/29/21 14:50 | 79-01-6 | |
| Trichlorofluoromethane | ND | ug/L | 1.0 | 0.30 | 1 | | 12/29/21 14:50 | 75-69-4 | |
| 1,2,3-Trichloropropane | ND | ug/L | 0.50 | 0.26 | 1 | | 12/29/21 14:50 | 96-18-4 | |
| 1,2,4-Trimethylbenzene | ND | ug/L | 0.50 | 0.50 | 1 | | 12/29/21 14:50 | 95-63-6 | |
| 1,3,5-Trimethylbenzene | ND | ug/L | 0.50 | 0.33 | 1 | | 12/29/21 14:50 | 108-67-8 | |
| Vinyl chloride | ND | ug/L | 1.0 | 0.39 | 1 | | 12/29/21 14:50 | 75-01-4 | |
| m&p-Xylene | ND | ug/L | 1.0 | 0.71 | 1 | | 12/29/21 14:50 | 179601-23-1 | |
| o-Xylene | ND | ug/L | 0.50 | 0.34 | 1 | | 12/29/21 14:50 | 95-47-6 | |
| ***Surrogates*** | | | | | | | | | |
| 1,2-Dichloroethane-d4 (S) | 86 | % | 70-130 | | 1 | | 12/29/21 14:50 | 17060-07-0 | |
| 4-Bromofluorobenzene (S) | 95 | % | 70-130 | | 1 | | 12/29/21 14:50 | 460-00-4 | |
| Toluene-d8 (S) | 101 | % | 70-130 | | 1 | | 12/29/21 14:50 | 2037-26-5 | |

## REPORT OF LABORATORY ANALYSIS

This report shall not be reproduced, except in full,
without the written consent of Pace Analytical Services, LLC.

**Pace Analytical Services, LLC**
9800 Kincey Ave. Suite 100
Huntersville, NC 28078
(704)875-9092

## QUALITY CONTROL DATA

Project: 2020-LI-2448 INCIDENT
Pace Project No.: 92580058

QC Batch: 668794
QC Batch Method: MADEP VPH
Analysis Method: MADEP VPH
Analysis Description: VPH NC Water
Laboratory: Pace Analytical Services - Charlotte
Associated Lab Samples: 92580058001

METHOD BLANK: 3502811 Matrix: Water
Associated Lab Samples: 92580058001

| Parameter | Units | Blank Result | Reporting Limit | MDL | Analyzed | Qualifiers |
|---|---|---|---|---|---|---|
| Aliphatic (C05-C08) | ug/L | ND | 50.0 | 50.0 | 12/28/21 17:22 | N2 |
| Aromatic (C09-C10) | ug/L | ND | 50.0 | 50.0 | 12/28/21 17:22 | N2 |
| 4-Bromofluorobenzene (FID) (S) | % | 95 | 70-130 | | 12/28/21 17:22 | |
| 4-Bromofluorobenzene (PID) (S) | % | 84 | 70-130 | | 12/28/21 17:22 | |

LABORATORY CONTROL SAMPLE & LCSD: 3502812 3502813

| Parameter | Units | Spike Conc. | LCS Result | LCSD Result | LCS % Rec | LCSD % Rec | % Rec Limits | RPD | Max RPD | Qualifiers |
|---|---|---|---|---|---|---|---|---|---|---|
| Aliphatic (C05-C08) | ug/L | 300 | 310 | 300 | 103 | 100 | 70-130 | 3 | 25 | N2 |
| Aromatic (C09-C10) | ug/L | 100 | 98.4 | 100 | 98 | 100 | 70-130 | 2 | 25 | N2 |
| 4-Bromofluorobenzene (FID) (S) | % | | | | 97 | 94 | 70-130 | | | |
| 4-Bromofluorobenzene (PID) (S) | % | | | | 86 | 81 | 70-130 | | | |

**Results presented on this page are in the units indicated by the "Units" column except where an alternate unit is presented to the right of the result.**

## REPORT OF LABORATORY ANALYSIS

This report shall not be reproduced, except in full,
without the written consent of Pace Analytical Services, LLC.

**Pace Analytical Services, LLC**
9800 Kincey Ave. Suite 100
Huntersville, NC 28078
(704)875-9092

## QUALITY CONTROL DATA

Project: 2020-LI-2448 INCIDENT
Pace Project No.: 92580058

QC Batch: 668894
QC Batch Method: EPA 3010A
Analysis Method: EPA 6010D
Analysis Description: 6010 MET
Laboratory: Pace Analytical Services - Asheville
Associated Lab Samples: 92580058001

METHOD BLANK: 3503161 Matrix: Water
Associated Lab Samples: 92580058001

| Parameter | Units | Blank Result | Reporting Limit | MDL | Analyzed | Qualifiers |
|---|---|---|---|---|---|---|
| Lead | ug/L | ND | 5.0 | 4.5 | 01/07/22 17:10 | |

LABORATORY CONTROL SAMPLE: 3503162

| Parameter | Units | Spike Conc. | LCS Result | LCS % Rec | % Rec Limits | Qualifiers |
|---|---|---|---|---|---|---|
| Lead | ug/L | 500 | 516 | 103 | 80-120 | |

MATRIX SPIKE & MATRIX SPIKE DUPLICATE: 3503163 3503164

| Parameter | Units | 92578300001 Result | MS Spike Conc. | MSD Spike Conc. | MS Result | MSD Result | MS % Rec | MSD % Rec | % Rec Limits | RPD | Max RPD | Qual |
|---|---|---|---|---|---|---|---|---|---|---|---|---|
| Lead | ug/L | 8.4 | 500 | 500 | 501 | 506 | 99 | 99 | 75-125 | 1 | 20 | |

**Results presented on this page are in the units indicated by the "Units" column except where an alternate unit is presented to the right of the result.**

## REPORT OF LABORATORY ANALYSIS

This report shall not be reproduced, except in full,
without the written consent of Pace Analytical Services, LLC.

Pace Analytical Services, LLC
9800 Kincey Ave. Suite 100
Huntersville, NC 28078
(704)875-9092

## QUALITY CONTROL DATA

Project: 2020-LI-2448 INCIDENT
Pace Project No.: 92580058

QC Batch: 668911
QC Batch Method: SM 6200B
Analysis Method: SM 6200B
Analysis Description: 6200B MSV
Laboratory: Pace Analytical Services - Charlotte

Associated Lab Samples: 92580058001

METHOD BLANK: 3503199 Matrix: Water
Associated Lab Samples: 92580058001

| Parameter | Units | Blank Result | Reporting Limit | MDL | Analyzed | Qualifiers |
|---|---|---|---|---|---|---|
| 1,1,1,2-Tetrachloroethane | ug/L | ND | 0.50 | 0.31 | 12/29/21 10:56 | |
| 1,1,1-Trichloroethane | ug/L | ND | 0.50 | 0.33 | 12/29/21 10:56 | |
| 1,1,2,2-Tetrachloroethane | ug/L | ND | 0.50 | 0.22 | 12/29/21 10:56 | |
| 1,1,2-Trichloroethane | ug/L | ND | 0.50 | 0.32 | 12/29/21 10:56 | |
| 1,1-Dichloroethane | ug/L | ND | 0.50 | 0.37 | 12/29/21 10:56 | |
| 1,1-Dichloroethene | ug/L | ND | 0.50 | 0.35 | 12/29/21 10:56 | |
| 1,1-Dichloropropene | ug/L | ND | 0.50 | 0.43 | 12/29/21 10:56 | |
| 1,2,3-Trichlorobenzene | ug/L | ND | 2.0 | 0.81 | 12/29/21 10:56 | |
| 1,2,3-Trichloropropane | ug/L | ND | 0.50 | 0.26 | 12/29/21 10:56 | |
| 1,2,4-Trichlorobenzene | ug/L | ND | 2.0 | 0.64 | 12/29/21 10:56 | |
| 1,2,4-Trimethylbenzene | ug/L | ND | 0.50 | 0.50 | 12/29/21 10:56 | |
| 1,2-Dibromo-3-chloropropane | ug/L | ND | 1.0 | 0.34 | 12/29/21 10:56 | |
| 1,2-Dibromoethane (EDB) | ug/L | ND | 0.50 | 0.27 | 12/29/21 10:56 | |
| 1,2-Dichlorobenzene | ug/L | ND | 0.50 | 0.34 | 12/29/21 10:56 | |
| 1,2-Dichloroethane | ug/L | ND | 0.50 | 0.32 | 12/29/21 10:56 | |
| 1,2-Dichloropropane | ug/L | ND | 0.50 | 0.36 | 12/29/21 10:56 | |
| 1,3,5-Trimethylbenzene | ug/L | ND | 0.50 | 0.33 | 12/29/21 10:56 | |
| 1,3-Dichlorobenzene | ug/L | ND | 0.50 | 0.34 | 12/29/21 10:56 | |
| 1,3-Dichloropropane | ug/L | ND | 0.50 | 0.28 | 12/29/21 10:56 | |
| 1,4-Dichlorobenzene | ug/L | ND | 0.50 | 0.33 | 12/29/21 10:56 | |
| 2,2-Dichloropropane | ug/L | ND | 0.50 | 0.39 | 12/29/21 10:56 | |
| 2-Chlorotoluene | ug/L | ND | 0.50 | 0.32 | 12/29/21 10:56 | |
| 4-Chlorotoluene | ug/L | ND | 0.50 | 0.32 | 12/29/21 10:56 | |
| Benzene | ug/L | ND | 0.50 | 0.34 | 12/29/21 10:56 | |
| Bromobenzene | ug/L | ND | 0.50 | 0.29 | 12/29/21 10:56 | |
| Bromochloromethane | ug/L | ND | 0.50 | 0.47 | 12/29/21 10:56 | |
| Bromodichloromethane | ug/L | ND | 0.50 | 0.31 | 12/29/21 10:56 | |
| Bromoform | ug/L | ND | 0.50 | 0.34 | 12/29/21 10:56 | |
| Bromomethane | ug/L | ND | 5.0 | 1.7 | 12/29/21 10:56 | |
| Carbon tetrachloride | ug/L | ND | 0.50 | 0.33 | 12/29/21 10:56 | |
| Chlorobenzene | ug/L | ND | 0.50 | 0.28 | 12/29/21 10:56 | |
| Chloroethane | ug/L | ND | 1.0 | 0.65 | 12/29/21 10:56 | |
| Chloroform | ug/L | ND | 0.50 | 0.35 | 12/29/21 10:56 | |
| Chloromethane | ug/L | ND | 1.0 | 0.54 | 12/29/21 10:56 | |
| cis-1,2-Dichloroethene | ug/L | ND | 0.50 | 0.38 | 12/29/21 10:56 | |
| cis-1,3-Dichloropropene | ug/L | ND | 0.50 | 0.36 | 12/29/21 10:56 | |
| Dibromochloromethane | ug/L | ND | 0.50 | 0.36 | 12/29/21 10:56 | |
| Dibromomethane | ug/L | ND | 0.50 | 0.39 | 12/29/21 10:56 | |
| Dichlorodifluoromethane | ug/L | ND | 0.50 | 0.35 | 12/29/21 10:56 | |
| Diisopropyl ether | ug/L | ND | 0.50 | 0.31 | 12/29/21 10:56 | |

**Results presented on this page are in the units indicated by the "Units" column except where an alternate unit is presented to the right of the result.**

## REPORT OF LABORATORY ANALYSIS

This report shall not be reproduced, except in full,
without the written consent of Pace Analytical Services, LLC.

Pace Analytical Services, LLC
9800 Kincey Ave. Suite 100
Huntersville, NC 28078
(704)875-9092

## QUALITY CONTROL DATA

Project: 2020-LI-2448 INCIDENT
Pace Project No.: 92580058

METHOD BLANK: 3503199 Matrix: Water
Associated Lab Samples: 92580058001

| Parameter | Units | Blank Result | Reporting Limit | MDL | Analyzed | Qualifiers |
|---|---|---|---|---|---|---|
| Ethanol | ug/L | ND | 200 | 72.2 | 12/29/21 10:56 | |
| Ethylbenzene | ug/L | ND | 0.50 | 0.30 | 12/29/21 10:56 | |
| Hexachloro-1,3-butadiene | ug/L | ND | 2.0 | 1.5 | 12/29/21 10:56 | |
| Isopropylbenzene (Cumene) | ug/L | ND | 0.50 | 0.33 | 12/29/21 10:56 | |
| m&p-Xylene | ug/L | ND | 1.0 | 0.71 | 12/29/21 10:56 | |
| Methyl-tert-butyl ether | ug/L | ND | 0.50 | 0.42 | 12/29/21 10:56 | |
| Methylene Chloride | ug/L | ND | 2.0 | 2.0 | 12/29/21 10:56 | |
| n-Butylbenzene | ug/L | ND | 0.50 | 0.49 | 12/29/21 10:56 | |
| n-Propylbenzene | ug/L | ND | 0.50 | 0.34 | 12/29/21 10:56 | |
| Naphthalene | ug/L | ND | 2.0 | 0.64 | 12/29/21 10:56 | |
| o-Xylene | ug/L | ND | 0.50 | 0.34 | 12/29/21 10:56 | |
| sec-Butylbenzene | ug/L | ND | 0.50 | 0.40 | 12/29/21 10:56 | |
| Styrene | ug/L | ND | 0.50 | 0.29 | 12/29/21 10:56 | |
| tert-Butylbenzene | ug/L | ND | 0.50 | 0.32 | 12/29/21 10:56 | |
| Tetrachloroethene | ug/L | ND | 0.50 | 0.29 | 12/29/21 10:56 | |
| Toluene | ug/L | ND | 0.50 | 0.48 | 12/29/21 10:56 | |
| trans-1,2-Dichloroethene | ug/L | ND | 0.50 | 0.40 | 12/29/21 10:56 | |
| trans-1,3-Dichloropropene | ug/L | ND | 0.50 | 0.36 | 12/29/21 10:56 | |
| Trichloroethene | ug/L | ND | 0.50 | 0.38 | 12/29/21 10:56 | |
| Trichlorofluoromethane | ug/L | ND | 1.0 | 0.30 | 12/29/21 10:56 | |
| Vinyl chloride | ug/L | ND | 1.0 | 0.39 | 12/29/21 10:56 | |
| 1,2-Dichloroethane-d4 (S) | % | 95 | 70-130 | | 12/29/21 10:56 | |
| 4-Bromofluorobenzene (S) | % | 97 | 70-130 | | 12/29/21 10:56 | |
| Toluene-d8 (S) | % | 101 | 70-130 | | 12/29/21 10:56 | |

LABORATORY CONTROL SAMPLE: 3503200

| Parameter | Units | Spike Conc. | LCS Result | LCS % Rec | % Rec Limits | Qualifiers |
|---|---|---|---|---|---|---|
| 1,1,1,2-Tetrachloroethane | ug/L | 50 | 51.2 | 102 | 60-140 | |
| 1,1,1-Trichloroethane | ug/L | 50 | 47.1 | 94 | 60-140 | |
| 1,1,2,2-Tetrachloroethane | ug/L | 50 | 51.1 | 102 | 60-140 | |
| 1,1,2-Trichloroethane | ug/L | 50 | 56.4 | 113 | 60-140 | |
| 1,1-Dichloroethane | ug/L | 50 | 52.9 | 106 | 60-140 | |
| 1,1-Dichloroethene | ug/L | 50 | 52.1 | 104 | 60-140 | |
| 1,1-Dichloropropene | ug/L | 50 | 48.8 | 98 | 60-140 | |
| 1,2,3-Trichlorobenzene | ug/L | 50 | 53.5 | 107 | 60-140 | |
| 1,2,3-Trichloropropane | ug/L | 50 | 47.0 | 94 | 60-140 | |
| 1,2,4-Trichlorobenzene | ug/L | 50 | 55.1 | 110 | 60-140 | |
| 1,2,4-Trimethylbenzene | ug/L | 50 | 54.5 | 109 | 60-140 | |
| 1,2-Dibromo-3-chloropropane | ug/L | 50 | 45.7 | 91 | 60-140 | |
| 1,2-Dibromoethane (EDB) | ug/L | 50 | 53.1 | 106 | 60-140 | |
| 1,2-Dichlorobenzene | ug/L | 50 | 55.0 | 110 | 60-140 | |
| 1,2-Dichloroethane | ug/L | 50 | 46.7 | 93 | 60-140 | |
| 1,2-Dichloropropane | ug/L | 50 | 53.1 | 106 | 60-140 | |

**Results presented on this page are in the units indicated by the "Units" column except where an alternate unit is presented to the right of the result.**

## REPORT OF LABORATORY ANALYSIS

This report shall not be reproduced, except in full,
without the written consent of Pace Analytical Services, LLC.

**Pace Analytical Services, LLC**
9800 Kincey Ave. Suite 100
Huntersville, NC 28078
(704)875-9092

## QUALITY CONTROL DATA

Project: 2020-LI-2448 INCIDENT
Pace Project No.: 92580058

LABORATORY CONTROL SAMPLE: 3503200

| Parameter | Units | Spike Conc. | LCS Result | LCS % Rec | % Rec Limits | Qualifiers |
|---|---|---|---|---|---|---|
| 1,3,5-Trimethylbenzene | ug/L | 50 | 55.8 | 112 | 60-140 | |
| 1,3-Dichlorobenzene | ug/L | 50 | 54.6 | 109 | 60-140 | |
| 1,3-Dichloropropane | ug/L | 50 | 52.0 | 104 | 60-140 | |
| 1,4-Dichlorobenzene | ug/L | 50 | 54.3 | 109 | 60-140 | |
| 2,2-Dichloropropane | ug/L | 50 | 51.9 | 104 | 60-140 | |
| 2-Chlorotoluene | ug/L | 50 | 55.7 | 111 | 60-140 | |
| 4-Chlorotoluene | ug/L | 50 | 52.7 | 105 | 60-140 | |
| Benzene | ug/L | 50 | 54.6 | 109 | 60-140 | |
| Bromobenzene | ug/L | 50 | 53.2 | 106 | 60-140 | |
| Bromochloromethane | ug/L | 50 | 55.9 | 112 | 60-140 | |
| Bromodichloromethane | ug/L | 50 | 51.4 | 103 | 60-140 | |
| Bromoform | ug/L | 50 | 51.5 | 103 | 60-140 | |
| Bromomethane | ug/L | 50 | 50.2 | 100 | 60-140 | |
| Carbon tetrachloride | ug/L | 50 | 47.8 | 96 | 60-140 | |
| Chlorobenzene | ug/L | 50 | 55.2 | 110 | 60-140 | |
| Chloroethane | ug/L | 50 | 42.1 | 84 | 60-140 | |
| Chloroform | ug/L | 50 | 52.0 | 104 | 60-140 | |
| Chloromethane | ug/L | 50 | 47.5 | 95 | 60-140 | |
| cis-1,2-Dichloroethene | ug/L | 50 | 49.0 | 98 | 60-140 | |
| cis-1,3-Dichloropropene | ug/L | 50 | 52.2 | 104 | 60-140 | |
| Dibromochloromethane | ug/L | 50 | 54.0 | 108 | 60-140 | |
| Dibromomethane | ug/L | 50 | 56.0 | 112 | 60-140 | |
| Dichlorodifluoromethane | ug/L | 50 | 43.0 | 86 | 60-140 | |
| Diisopropyl ether | ug/L | 50 | 47.3 | 95 | 60-140 | |
| Ethanol | ug/L | 2000 | 1850 | 93 | 60-140 | |
| Ethylbenzene | ug/L | 50 | 54.6 | 109 | 60-140 | |
| Hexachloro-1,3-butadiene | ug/L | 50 | 48.9 | 98 | 60-140 | |
| Isopropylbenzene (Cumene) | ug/L | 50 | 58.2 | 116 | 60-140 | |
| m&p-Xylene | ug/L | 100 | 111 | 111 | 60-140 | |
| Methyl-tert-butyl ether | ug/L | 50 | 51.1 | 102 | 60-140 | |
| Methylene Chloride | ug/L | 50 | 50.3 | 101 | 60-140 | |
| n-Butylbenzene | ug/L | 50 | 54.7 | 109 | 60-140 | |
| n-Propylbenzene | ug/L | 50 | 55.2 | 110 | 60-140 | |
| Naphthalene | ug/L | 50 | 49.4 | 99 | 60-140 | |
| o-Xylene | ug/L | 50 | 55.8 | 112 | 60-140 | |
| sec-Butylbenzene | ug/L | 50 | 54.3 | 109 | 60-140 | |
| Styrene | ug/L | 50 | 53.7 | 107 | 60-140 | |
| tert-Butylbenzene | ug/L | 50 | 46.2 | 92 | 60-140 | |
| Tetrachloroethene | ug/L | 50 | 49.8 | 100 | 60-140 | |
| Toluene | ug/L | 50 | 55.5 | 111 | 60-140 | |
| trans-1,2-Dichloroethene | ug/L | 50 | 53.6 | 107 | 60-140 | |
| trans-1,3-Dichloropropene | ug/L | 50 | 53.2 | 106 | 60-140 | |
| Trichloroethene | ug/L | 50 | 55.3 | 111 | 60-140 | |
| Trichlorofluoromethane | ug/L | 50 | 41.6 | 83 | 60-140 | |
| Vinyl chloride | ug/L | 50 | 53.3 | 107 | 60-140 | |
| 1,2-Dichloroethane-d4 (S) | % | | | 90 | 70-130 | |
| 4-Bromofluorobenzene (S) | % | | | 99 | 70-130 | |

**Results presented on this page are in the units indicated by the "Units" column except where an alternate unit is presented to the right of the result.**

## REPORT OF LABORATORY ANALYSIS

This report shall not be reproduced, except in full,
without the written consent of Pace Analytical Services, LLC.

**Pace Analytical Services, LLC**
9800 Kincey Ave. Suite 100
Huntersville, NC 28078
(704)875-9092

## QUALITY CONTROL DATA

Project: 2020-LI-2448 INCIDENT
Pace Project No.: 92580058

LABORATORY CONTROL SAMPLE: 3503200

| Parameter | Units | Spike Conc. | LCS Result | LCS % Rec | % Rec Limits | Qualifiers |
|---|---|---|---|---|---|---|
| Toluene-d8 (S) | % | | | 102 | 70-130 | |

MATRIX SPIKE & MATRIX SPIKE DUPLICATE: 3503201 3503202

| Parameter | Units | 92580059001 Result | MS Spike Conc. | MSD Spike Conc. | MS Result | MSD Result | MS % Rec | MSD % Rec | % Rec Limits | RPD | Max RPD | Qual |
|---|---|---|---|---|---|---|---|---|---|---|---|---|
| 1,1,1,2-Tetrachloroethane | ug/L | ND | 20 | 20 | 19.4 | 22.1 | 97 | 111 | 60-140 | 13 | 30 | |
| 1,1,1-Trichloroethane | ug/L | ND | 20 | 20 | 17.9 | 20.8 | 89 | 104 | 60-140 | 15 | 30 | |
| 1,1,2,2-Tetrachloroethane | ug/L | ND | 20 | 20 | 20.0 | 23.2 | 100 | 116 | 60-140 | 15 | 30 | |
| 1,1,2-Trichloroethane | ug/L | ND | 20 | 20 | 22.1 | 25.3 | 110 | 127 | 60-140 | 14 | 30 | |
| 1,1-Dichloroethane | ug/L | ND | 20 | 20 | 20.7 | 24.1 | 103 | 120 | 60-140 | 15 | 30 | |
| 1,1-Dichloroethene | ug/L | ND | 20 | 20 | 19.6 | 23.2 | 98 | 116 | 60-140 | 17 | 30 | |
| 1,1-Dichloropropene | ug/L | ND | 20 | 20 | 19.2 | 22.5 | 96 | 113 | 60-140 | 16 | 30 | |
| 1,2,3-Trichlorobenzene | ug/L | ND | 20 | 20 | 22.0 | 24.7 | 110 | 123 | 60-140 | 11 | 30 | |
| 1,2,3-Trichloropropane | ug/L | ND | 20 | 20 | 18.6 | 20.7 | 93 | 103 | 60-140 | 11 | 30 | |
| 1,2,4-Trichlorobenzene | ug/L | ND | 20 | 20 | 22.7 | 25.8 | 114 | 129 | 60-140 | 13 | 30 | |
| 1,2,4-Trimethylbenzene | ug/L | ND | 20 | 20 | 21.3 | 24.3 | 107 | 122 | 60-140 | 13 | 30 | |
| 1,2-Dibromo-3-chloropropane | ug/L | ND | 20 | 20 | 17.7 | 20.1 | 88 | 100 | 60-140 | 13 | 30 | |
| 1,2-Dibromoethane (EDB) | ug/L | ND | 20 | 20 | 20.4 | 24.3 | 102 | 121 | 60-140 | 17 | 30 | |
| 1,2-Dichlorobenzene | ug/L | ND | 20 | 20 | 21.1 | 24.0 | 105 | 120 | 60-140 | 13 | 30 | |
| 1,2-Dichloroethane | ug/L | ND | 20 | 20 | 18.2 | 19.8 | 91 | 99 | 60-140 | 9 | 30 | |
| 1,2-Dichloropropane | ug/L | ND | 20 | 20 | 20.4 | 23.4 | 102 | 117 | 60-140 | 14 | 30 | |
| 1,3,5-Trimethylbenzene | ug/L | ND | 20 | 20 | 21.4 | 25.0 | 107 | 125 | 60-140 | 16 | 30 | |
| 1,3-Dichlorobenzene | ug/L | ND | 20 | 20 | 20.7 | 24.3 | 104 | 122 | 60-140 | 16 | 30 | |
| 1,3-Dichloropropane | ug/L | ND | 20 | 20 | 20.4 | 23.7 | 102 | 119 | 60-140 | 15 | 30 | |
| 1,4-Dichlorobenzene | ug/L | ND | 20 | 20 | 21.0 | 24.3 | 105 | 122 | 60-140 | 15 | 30 | |
| 2,2-Dichloropropane | ug/L | ND | 20 | 20 | 19.4 | 22.4 | 97 | 112 | 60-140 | 14 | 30 | |
| 2-Chlorotoluene | ug/L | ND | 20 | 20 | 21.5 | 24.2 | 107 | 121 | 60-140 | 12 | 30 | |
| 4-Chlorotoluene | ug/L | ND | 20 | 20 | 20.4 | 23.1 | 102 | 116 | 60-140 | 12 | 30 | |
| Benzene | ug/L | ND | 20 | 20 | 21.3 | 24.6 | 107 | 123 | 60-140 | 14 | 30 | |
| Bromobenzene | ug/L | ND | 20 | 20 | 20.9 | 24.3 | 105 | 121 | 60-140 | 15 | 30 | |
| Bromochloromethane | ug/L | ND | 20 | 20 | 22.2 | 24.7 | 111 | 123 | 60-140 | 11 | 30 | |
| Bromodichloromethane | ug/L | ND | 20 | 20 | 18.8 | 21.4 | 94 | 107 | 60-140 | 13 | 30 | |
| Bromoform | ug/L | ND | 20 | 20 | 18.2 | 21.0 | 91 | 105 | 60-140 | 14 | 30 | |
| Bromomethane | ug/L | ND | 20 | 20 | 17.1 | 19.1 | 85 | 96 | 60-140 | 12 | 30 | |
| Carbon tetrachloride | ug/L | ND | 20 | 20 | 17.0 | 20.6 | 85 | 103 | 60-140 | 19 | 30 | |
| Chlorobenzene | ug/L | ND | 20 | 20 | 21.5 | 24.9 | 108 | 124 | 60-140 | 14 | 30 | |
| Chloroethane | ug/L | ND | 20 | 20 | 21.5 | 24.4 | 107 | 122 | 60-140 | 13 | 30 | |
| Chloroform | ug/L | ND | 20 | 20 | 20.6 | 23.4 | 103 | 117 | 60-140 | 13 | 30 | |
| Chloromethane | ug/L | ND | 20 | 20 | 17.8 | 20.9 | 89 | 104 | 60-140 | 16 | 30 | |
| cis-1,2-Dichloroethene | ug/L | ND | 20 | 20 | 19.2 | 22.4 | 96 | 112 | 60-140 | 16 | 30 | |
| cis-1,3-Dichloropropene | ug/L | ND | 20 | 20 | 19.2 | 22.0 | 96 | 110 | 60-140 | 14 | 30 | |
| Dibromochloromethane | ug/L | ND | 20 | 20 | 19.7 | 22.8 | 99 | 114 | 60-140 | 15 | 30 | |
| Dibromomethane | ug/L | ND | 20 | 20 | 21.8 | 25.1 | 109 | 126 | 60-140 | 14 | 30 | |

**Results presented on this page are in the units indicated by the "Units" column except where an alternate unit is presented to the right of the result.**

## REPORT OF LABORATORY ANALYSIS

This report shall not be reproduced, except in full,
without the written consent of Pace Analytical Services, LLC.

**Pace Analytical Services, LLC**
9800 Kincey Ave. Suite 100
Huntersville, NC 28078
(704)875-9092

## QUALITY CONTROL DATA

Project: 2020-LI-2448 INCIDENT
Pace Project No.: 92580058

MATRIX SPIKE & MATRIX SPIKE DUPLICATE: 3503201 3503202

| Parameter | Units | 92580059001 Result | MS Spike Conc. | MSD Spike Conc. | MS Result | MSD Result | MS % Rec | MSD % Rec | % Rec Limits | RPD | Max RPD | Qual |
|---|---|---|---|---|---|---|---|---|---|---|---|---|
| Dichlorodifluoromethane | ug/L | ND | 20 | 20 | 13.3 | 17.6 | 66 | 88 | 60-140 | 28 | 30 | |
| Diisopropyl ether | ug/L | ND | 20 | 20 | 17.7 | 20.8 | 88 | 104 | 60-140 | 16 | 30 | |
| Ethanol | ug/L | ND | 800 | 800 | 711 | 858 | 89 | 107 | 60-140 | 19 | 30 | |
| Ethylbenzene | ug/L | ND | 20 | 20 | 21.0 | 24.6 | 105 | 123 | 60-140 | 15 | 30 | |
| Hexachloro-1,3-butadiene | ug/L | ND | 20 | 20 | 18.8 | 21.9 | 94 | 109 | 60-140 | 15 | 30 | |
| Isopropylbenzene (Cumene) | ug/L | ND | 20 | 20 | 21.9 | 26.0 | 109 | 130 | 60-140 | 17 | 30 | |
| m&p-Xylene | ug/L | ND | 40 | 40 | 42.1 | 49.1 | 105 | 123 | 60-140 | 15 | 30 | |
| Methyl-tert-butyl ether | ug/L | ND | 20 | 20 | 19.9 | 23.0 | 100 | 115 | 60-140 | 14 | 30 | |
| Methylene Chloride | ug/L | ND | 20 | 20 | 17.6 | 20.6 | 88 | 103 | 60-140 | 16 | 30 | |
| n-Butylbenzene | ug/L | ND | 20 | 20 | 20.8 | 24.4 | 104 | 122 | 60-140 | 16 | 30 | |
| n-Propylbenzene | ug/L | ND | 20 | 20 | 20.9 | 24.9 | 105 | 125 | 60-140 | 18 | 30 | |
| Naphthalene | ug/L | ND | 20 | 20 | 20.0 | 22.9 | 100 | 115 | 60-140 | 14 | 30 | |
| o-Xylene | ug/L | ND | 20 | 20 | 21.2 | 24.3 | 106 | 121 | 60-140 | 13 | 30 | |
| sec-Butylbenzene | ug/L | ND | 20 | 20 | 21.3 | 25.0 | 107 | 125 | 60-140 | 16 | 30 | |
| Styrene | ug/L | ND | 20 | 20 | 20.4 | 23.0 | 102 | 115 | 60-140 | 12 | 30 | |
| tert-Butylbenzene | ug/L | ND | 20 | 20 | 18.5 | 21.0 | 92 | 105 | 60-140 | 13 | 30 | |
| Tetrachloroethene | ug/L | ND | 20 | 20 | 18.9 | 22.2 | 94 | 111 | 60-140 | 16 | 30 | |
| Toluene | ug/L | ND | 20 | 20 | 21.5 | 24.7 | 107 | 123 | 60-140 | 14 | 30 | |
| trans-1,2-Dichloroethene | ug/L | ND | 20 | 20 | 20.7 | 24.7 | 103 | 123 | 60-140 | 18 | 30 | |
| trans-1,3-Dichloropropene | ug/L | ND | 20 | 20 | 19.3 | 21.8 | 96 | 109 | 60-140 | 12 | 30 | |
| Trichloroethene | ug/L | ND | 20 | 20 | 21.0 | 24.5 | 105 | 123 | 60-140 | 16 | 30 | |
| Trichlorofluoromethane | ug/L | ND | 20 | 20 | 15.2 | 19.4 | 76 | 97 | 60-140 | 24 | 30 | |
| Vinyl chloride | ug/L | ND | 20 | 20 | 20.4 | 24.6 | 102 | 123 | 60-140 | 18 | 30 | |
| 1,2-Dichloroethane-d4 (S) | % | | | | | | 87 | 87 | 70-130 | | | |
| 4-Bromofluorobenzene (S) | % | | | | | | 98 | 96 | 70-130 | | | |
| Toluene-d8 (S) | % | | | | | | 101 | 99 | 70-130 | | | |

**Results presented on this page are in the units indicated by the "Units" column except where an alternate unit is presented to the right of the result.**

## REPORT OF LABORATORY ANALYSIS

This report shall not be reproduced, except in full,
without the written consent of Pace Analytical Services, LLC.

**Pace Analytical Services, LLC**
9800 Kincey Ave. Suite 100
Huntersville, NC 28078
(704)875-9092

# QUALIFIERS

Project: 2020-LI-2448 INCIDENT
Pace Project No.: 92580058

## DEFINITIONS

DF - Dilution Factor, if reported, represents the factor applied to the reported data due to dilution of the sample aliquot.

ND - Not Detected at or above adjusted reporting limit.

TNTC - Too Numerous To Count

J - Estimated concentration above the adjusted method detection limit and below the adjusted reporting limit.

MDL - Adjusted Method Detection Limit.

PQL - Practical Quantitation Limit.

RL - Reporting Limit - The lowest concentration value that meets project requirements for quantitative data with known precision and bias for a specific analyte in a specific matrix.

S - Surrogate

1,2-Diphenylhydrazine decomposes to and cannot be separated from Azobenzene using Method 8270. The result for each analyte is a combined concentration.

Consistent with EPA guidelines, unrounded data are displayed and have been used to calculate % recovery and RPD values.

LCS(D) - Laboratory Control Sample (Duplicate)

MS(D) - Matrix Spike (Duplicate)

DUP - Sample Duplicate

RPD - Relative Percent Difference

NC - Not Calculable.

SG - Silica Gel - Clean-Up

U - Indicates the compound was analyzed for, but not detected.

Acid preservation may not be appropriate for 2 Chloroethylvinyl ether.

A separate vial preserved to a pH of 4-5 is recommended in SW846 Chapter 4 for the analysis of Acrolein and Acrylonitrile by EPA Method 8260.

N-Nitrosodiphenylamine decomposes and cannot be separated from Diphenylamine using Method 8270. The result reported for each analyte is a combined concentration.

Reported results are not rounded until the final step prior to reporting. Therefore, calculated parameters that are typically reported as "Total" may vary slightly from the sum of the reported component parameters.

Pace Analytical is TNI accredited. Contact your Pace PM for the current list of accredited analytes.

TNI - The NELAC Institute.

## ANALYTE QUALIFIERS

| | |
|---|---|
| N2 | The lab does not hold NELAC/TNI accreditation for this parameter but other accreditations/certifications may apply. A complete list of accreditations/certifications is available upon request. |

## REPORT OF LABORATORY ANALYSIS

This report shall not be reproduced, except in full,
without the written consent of Pace Analytical Services, LLC.

**Pace Analytical Services, LLC**
9800 Kincey Ave. Suite 100
Huntersville, NC 28078
(704)875-9092

## QUALITY CONTROL DATA CROSS REFERENCE TABLE

Project: 2020-LI-2448 INCIDENT
Pace Project No.: 92580058

| Lab ID | Sample ID | QC Batch Method | QC Batch | Analytical Method | Analytical Batch |
|---|---|---|---|---|---|
| **92580058001** | **13835_AC_RD** | MADEP VPH | 668794 | | |
| **92580058001** | **13835_AC_RD** | EPA 3010A | 668894 | EPA 6010D | 669318 |
| **92580058001** | **13835_AC_RD** | SM 6200B | 668911 | | |



This report shall not be reproduced, except in full,
without the written consent of Pace Analytical Services, LLC.

# CHAIN-OF-CUSTODY Analytical Request Document

Pace Analytical

Chain-of-Custody is a LEGAL DOCUMENT - Complete all relevent fields

WO# : 92580058

92580058

st Pace Workorder Number or
e

AB USE ONLY

ect Manager:

| | |
|---|---|
| Company: Apex Companies | Billing Information: |
| Address: | |
| Report To: Andrew Street | Email To: andrew.street@apexcos.com |
| Copy To: | Site Collection Info/Address: 13835 Asbury Chapel RD |
| Customer Project Name/Number: 2020-LI-2448 | State: NC County/City: Huntersville Time Zone Collected: [ ] PT [ ] MT [ ] CT [ ] ET |
| Phone: Email: | Site/Facility ID #: Compliance Monitoring? [ ] Yes [ ] No |
| Collected By (print): Matt Teixeira | Purchase Order #: Quote #: DW PWS ID #: DW Location Code: |
| Collected By (signature): Tex | Turnaround Date Required: ASAP Immediately Packed on Ice: [ ] Yes [ ] No |
| Sample Disposal: [ ] Dispose as appropriate [ ] Return [ ] Archive: _____ [ ] Hold: _____ | Rush: [ ] Same Day [ ] Next Day [ ] 2 Day [ ] 3 Day [ ] 4 Day [ ] 5 Day (Expedite Charges Apply) Field Filtered (if applicable): [ ] Yes [ ] No Analysis: _____ |

** Preservative Types: (1) nitric acid, (2) sulfuric acid, (3) hydrochloric acid, (4) sodium hydroxide, (5) zinc acetate, (6) methanol, (7) sodium bisulfate, (8) sodium thiosulfate, (9) hexane, (A) ascorbic acid, (B) ammonium sulfate, (C) ammonium hydroxide, (D) TSP, (U) Unpreserved, (O) Other _____

* Matrix Codes (Insert in Matrix box below): Drinking Water (DW), Ground Water (GW), Wastewater (WW), Product (P), Soil/Solid (SL), Oil (OL), Wipe (WP), Air (AR), Tissue (TS), Bioassay (B), Vapor (V), Other (OT)

| Customer Sample ID | Matrix * | Comp / Grab | Collected (or Composite Start) Date | Collected (or Composite Start) Time | Composite End Date | Composite End Time | Res Cl | # of Ctns | VOCs 6200B | MADEP VPH | Lead | Lab Profile/Line: Lab Sample # / Comments: |
|---|---|---|---|---|---|---|---|---|---|---|---|---|
| 13835_AC_RD | DW | G | 12-28-21 | 1040 | | | | 8 | X | X | X | 92580058 001 |
| | | | | | | | | | | | | |
| | | | | | | | | | | | | |
| | | | | | | | | | | | | |
| | | | | | | | | | | | | |
| | | | | | | | | | | | | |
| | | | | | | | | | | | | |
| | | | | | | | | | | | | |
| | | | | | | | | | | | | |
| | | | | | | | | | | | | |
| | | | | | | | | | | | | |

Analyses

Lab Profile/Line:

Lab Sample Receipt Checklist:

| | | | |
|---|---|---|---|
| Custody Seals Present/Intact | Y | (N) | NA |
| Custody Signatures Present | Y | N | NA |
| Collector Signature Present | Y | N | NA |
| Bottles Intact | Y | N | NA |
| Correct Bottles | Y | N | NA |
| Sufficient Volume | Y | N | NA |
| Samples Received on Ice | Y | N | NA |
| VOA - Headspace Acceptable | Y | N | NA |
| USDA Regulated Soils | Y | N | (NA) |
| Samples in Holding Time | (Y) | N | NA |
| Residual Chlorine Present | Y | N | (NA) |
| Cl Strips: _____ | | | |
| Sample pH Acceptable | (Y) | N | NA |
| pH Strips: 223812V | | | |
| Sulfide Present | Y | N | (NA) |
| Lead Acetate Strips: _____ | | | |

LAB USE ONLY:

Customer Remarks / Special Conditions / Possible Hazards:

Type of Ice Used: (Wet) Blue Dry None

Packing Material Used: BD

Radchem sample(s) screened (<500 cpm): Y N (NA)

SHORT HOLDS PRESENT (<72 hours): Y (N) N/A

Lab Tracking #: 2683287

Samples received via: FEDEX UPS (Client) Courier Pace Courier

Lab Sample Temperature Info:

Temp Blank Received: Y (N) NA

Therm ID#: 92T069

Cooler 1 Temp Upon Receipt: 4.1 oC

Cooler 1 Therm Corr. Factor: 1.0 oC

Cooler 1 Corrected Temp: 4.1 oC

Comments:

| Relinquished by/Company: (Signature) | Date/Time: | Received by/Company: (Signature) | Date/Time: |
|---|---|---|---|
| Matt Teixeira/Apex Tex | 12-28-21 1152 | KH Pace HVL | 12/28/21 1152 |
| Relinquished by/Company: (Signature) | Date/Time: | Received by/Company: (Signature) | Date/Time: |
| Relinquished by/Company: (Signature) | Date/Time: | Received by/Company: (Signature) | Date/Time: |

MTJL LAB USE ONLY

Table #:

Acctnum:

Template:

Prelogin:

PM:

PB:

Trip Blank Received: Y (N) NA

HCL MeOH TSP Other

Non Conformance(s): YES / (NO)

Page: _____ of: _____

| Pace Analytical® | Document Name: Bottle Identification Form (BIF) | Document Issued: November 15, 2021 Page 1 of 1 |
|---|---|---|
| | Document No.: F-CAR-CS-043-Rev.01 | Issuing Authority: Pace Carolinas Quality Office |

***Check mark top half of box if pH and/or dechlorination is verified and within the acceptance range for preservation samples.**

Exceptions: VOA, Coliform, TOC, Oil and Grease, DRO/8015 (water) DOC, LLHg

****Bottom half of box is to list number of bottles**

Project # WO#: 92580058

PM: AMB Due Date: 01/05/22

CLIENT: 92-APEX MOOR

| Matrix | Item# | BP4U-125 mL Plastic Unpreserved (N/A) (Cl-) | BP3U-250 mL Plastic Unpreserved (N/A) | BP2U-500 mL Plastic Unpreserved (N/A) | BP1U-1 liter Plastic Unpreserved (N/A) | BP4S-125 mL Plastic H2SO4 (pH < 2) (Cl-) | BP3N-250 mL plastic HNO3 (pH < 2) | BP4Z-125 mL Plastic ZN Acetate & NaOH (>9) | BP4B-125 mL Plastic NaOH (pH > 12) (Cl-) | WGFU-Wide-mouthed Glass jar Unpreserved | AG1U-1 liter Amber Unpreserved (N/A) (Cl-) | AG1H-1 liter Amber HCl (pH < 2) | AG3U-250 mL Amber Unpreserved (N/A) (Cl-) | AG1S-1 liter Amber H2SO4 (pH < 2) | AG3S-250 mL Amber H2SO4 (pH < 2) | AG3A(DG3A)-250 mL Amber NH4Cl (N/A)(Cl-) | DG9H-40 mL VOA HCl (N/A) | VG9T-40 mL VOA Na2S2O3 (N/A) | VG9U-40 mL VOA Unpreserved (N/A) | DG9P-40 mL VOA H3PO4 (N/A) | VOAK (3 vials per kit)-5035 kit (N/A) | V/GK (3 vials per kit)-VPH/Gas kit (N/A) | SP5T-125 mL Sterile Plastic (N/A – lab) | SP2T-250 mL Sterile Plastic (N/A – lab) | | BP3A-250 mL Plastic (NH2)2SO4 (9.3-9.7) | AG0U-100 mL Amber Unpreserved vials (N/A) | VSGU-20 mL Scintillation vials (N/A) | DG9U-40 mL Amber Unpreserved vials (N/A) |
|---|---|---|---|---|---|---|---|---|---|---|---|---|---|---|---|---|---|---|---|---|---|---|---|---|---|---|---|---|---|---|
| | 1 | | | | | | | | | | | | | | | | 7 | | | | | | | | | | | | | |
| | 2 | | | | | | | | | | | | | | | | | | | | | | | | | | | | | |
| | 3 | | | | | | | | | | | | | | | | | | | | | | | | | | | | | |
| | 4 | | | | | | | | | | | | | | | | | | | | | | | | | | | | | |
| | 5 | | | | | | | | | | | | | | | | | | | | | | | | | | | | | |
| | 6 | | | | | | | | | | | | | | | | | | | | | | | | | | | | | |
| | 7 | | | | | | | | | | | | | | | | | | | | | | | | | | | | | |
| | 8 | | | | | | | | | | | | | | | | | | | | | | | | | | | | | |
| | 9 | | | | | | | | | | | | | | | | | | | | | | | | | | | | | |
| | 10 | | | | | | | | | | | | | | | | | | | | | | | | | | | | | |
| | 11 | | | | | | | | | | | | | | | | | | | | | | | | | | | | | |
| | 12 | | | | | | | | | | | | | | | | | | | | | | | | | | | | | |

## pH Adjustment Log for Preserved Samples

| Sample ID | Type of Preservative | pH upon receipt | Date preservation adjusted | Time preservation adjusted | Amount of Preservative added | Lot # |
|---|---|---|---|---|---|---|
| | | | | | | |
| | | | | | | |
| | | | | | | |

Note: Whenever there is a discrepancy affecting North Carolina compliance samples, a copy of this form will be sent to the North Carolina DEHNR Certification Office (i.e. Out of hold, incorrect preservative, out of temp, incorrect containers.

**Pace Analytical Services, LLC**
9800 Kincey Ave. Suite 100
Huntersville, NC 28078
(704)875-9092

January 11, 2022

Andrew Street
Apex Companies - NC
5900 Northwoods Business Pkwy
Suite 5900-0
Charlotte, NC 28269

RE: Project: 2020-L1-2448 INCIDENT
Pace Project No.: 92580059

Dear Andrew Street:

Enclosed are the analytical results for sample(s) received by the laboratory on December 28, 2021. The results relate only to the samples included in this report. Results reported herein conform to the applicable TNI/NELAC Standards and the laboratory's Quality Manual, where applicable, unless otherwise noted in the body of the report.

The test results provided in this final report were generated by each of the following laboratories within the Pace Network:

- Pace Analytical Services - Asheville
- Pace Analytical Services - Charlotte

If you have any questions concerning this report, please feel free to contact me.

Sincerely,

Angela M. Baioni

Angela Baioni
angela.baioni@pacelabs.com
(704)875-9092
Project Manager

Enclosures

cc: J Culbreath, Colonial Pipeline Company
Naomi Fretz, APEX Companies, LLC
Robert Hughes, Colonial Pipeline
Cameron Lee, Montrose-EPS
Jamie Moran, APEX Companies, LLC
Jeff Morrison, Colonial Pipeline Company
Tom Naumann, APEX Companies - NC
Joe Nicolette, Montrose-EPS
Kaitlyn Nootens, Apex Companies
Christopher Schultz, Apex Companies
Matt Teixeira, Apex Companies, LLC
Michael Verdon, Colonial Pipeline Company
JM Wyatt, Colonial Pipeline Company

**REPORT OF LABORATORY ANALYSIS**

This report shall not be reproduced, except in full,
without the written consent of Pace Analytical Services, LLC.

**Pace Analytical Services, LLC**
9800 Kincey Ave.  Suite 100
Huntersville, NC 28078
(704)875-9092

## CERTIFICATIONS

Project: 2020-L1-2448 INCIDENT
Pace Project No.: 92580059

**Pace Analytical Services Charlotte**

South Carolina Laboratory ID: 99006
9800 Kincey Ave. Ste 100, Huntersville, NC 28078
North Carolina Drinking Water Certification #: 37706
North Carolina Field Services Certification #: 5342
North Carolina Wastewater Certification #: 12
South Carolina Laboratory ID: 99006
South Carolina Certification #: 99006001
South Carolina Drinking Water Cert. #: 99006003
Florida/NELAP Certification #: E87627
Kentucky UST Certification #: 84
Louisiana DoH Drinking Water #: LA029
Virginia/VELAP Certification #: 460221

**Pace Analytical Services Asheville**

2225 Riverside Drive, Asheville, NC  28804
Florida/NELAP Certification #: E87648
North Carolina Drinking Water Certification #: 37712
North Carolina Wastewater Certification #: 40
South Carolina Laboratory ID: 99030
South Carolina Certification #: 99030001
Virginia/VELAP Certification #: 460222



This report shall not be reproduced, except in full,
without the written consent of Pace Analytical Services, LLC.

**Pace Analytical Services, LLC**
9800 Kincey Ave. Suite 100
Huntersville, NC 28078
(704)875-9092

## SAMPLE SUMMARY

Project: 2020-L1-2448 INCIDENT
Pace Project No.: 92580059

| Lab ID | Sample ID | Matrix | Date Collected | Date Received |
|---|---|---|---|---|
| **92580059001** | **14226_HC_RD** | Water | 12/28/21 11:05 | 12/28/21 11:52 |



This report shall not be reproduced, except in full,
without the written consent of Pace Analytical Services, LLC.

**Pace Analytical Services, LLC**
9800 Kincey Ave. Suite 100
Huntersville, NC 28078
(704)875-9092

## SAMPLE ANALYTE COUNT

Project: 2020-L1-2448 INCIDENT
Pace Project No.: 92580059

| Lab ID | Sample ID | Method | Analysts | Analytes Reported | Laboratory |
|---|---|---|---|---|---|
| **92580059001** | **14226_HC_RD** | MADEP VPH | MAD | 6 | PASI-C |
| | | EPA 6010D | DS | 1 | PASI-A |
| | | SM 6200B | SAS | 64 | PASI-C |

PASI-A = Pace Analytical Services - Asheville
PASI-C = Pace Analytical Services - Charlotte



This report shall not be reproduced, except in full,
without the written consent of Pace Analytical Services, LLC.

**Pace Analytical Services, LLC**
9800 Kincey Ave. Suite 100
Huntersville, NC 28078
(704)875-9092

## ANALYTICAL RESULTS

Project: 2020-L1-2448 INCIDENT
Pace Project No.: 92580059

**Sample: 14226_HC_RD** **Lab ID: 92580059001** Collected: 12/28/21 11:05 Received: 12/28/21 11:52 Matrix: Water

| Parameters | Results | Units | Report Limit | MDL | DF | Prepared | Analyzed | CAS No. | Qual |
|---|---|---|---|---|---|---|---|---|---|
| **VPH NC Water** | Analytical Method: MADEP VPH<br>Pace Analytical Services - Charlotte | | | | | | | | |
| Total VPH (C5-C12) | ND | ug/L | 50.0 | 50.0 | 1 | | 12/28/21 19:15 | | N2 |
| Aliphatic (C05-C08) | ND | ug/L | 50.0 | 50.0 | 1 | | 12/28/21 19:15 | | N2 |
| Aliphatic(C09-C12) Adjusted | ND | ug/L | 50.0 | 50.0 | 1 | | 12/28/21 19:15 | | N2 |
| Aromatic (C09-C10) | ND | ug/L | 50.0 | 50.0 | 1 | | 12/28/21 19:15 | | N2 |
| ***Surrogates*** | | | | | | | | | |
| 4-Bromofluorobenzene (FID) (S) | 94 | % | 70-130 | | 1 | | 12/28/21 19:15 | 460-00-4 | |
| 4-Bromofluorobenzene (PID) (S) | 82 | % | 70-130 | | 1 | | 12/28/21 19:15 | 460-00-4 | |
| **6010 MET ICP** | Analytical Method: EPA 6010D Preparation Method: EPA 3010A<br>Pace Analytical Services - Asheville | | | | | | | | |
| Lead | ND | ug/L | 5.0 | 4.5 | 1 | 12/30/21 15:01 | 01/07/22 18:17 | 7439-92-1 | |
| **6200B MSV** | Analytical Method: SM 6200B<br>Pace Analytical Services - Charlotte | | | | | | | | |
| Benzene | ND | ug/L | 0.50 | 0.34 | 1 | | 12/29/21 13:56 | 71-43-2 | |
| Bromobenzene | ND | ug/L | 0.50 | 0.29 | 1 | | 12/29/21 13:56 | 108-86-1 | |
| Bromochloromethane | ND | ug/L | 0.50 | 0.47 | 1 | | 12/29/21 13:56 | 74-97-5 | |
| Bromodichloromethane | ND | ug/L | 0.50 | 0.31 | 1 | | 12/29/21 13:56 | 75-27-4 | |
| Bromoform | ND | ug/L | 0.50 | 0.34 | 1 | | 12/29/21 13:56 | 75-25-2 | |
| Bromomethane | ND | ug/L | 5.0 | 1.7 | 1 | | 12/29/21 13:56 | 74-83-9 | |
| n-Butylbenzene | ND | ug/L | 0.50 | 0.49 | 1 | | 12/29/21 13:56 | 104-51-8 | |
| sec-Butylbenzene | ND | ug/L | 0.50 | 0.40 | 1 | | 12/29/21 13:56 | 135-98-8 | |
| tert-Butylbenzene | ND | ug/L | 0.50 | 0.32 | 1 | | 12/29/21 13:56 | 98-06-6 | |
| Carbon tetrachloride | ND | ug/L | 0.50 | 0.33 | 1 | | 12/29/21 13:56 | 56-23-5 | |
| Chlorobenzene | ND | ug/L | 0.50 | 0.28 | 1 | | 12/29/21 13:56 | 108-90-7 | |
| Chloroethane | ND | ug/L | 1.0 | 0.65 | 1 | | 12/29/21 13:56 | 75-00-3 | |
| Chloroform | ND | ug/L | 0.50 | 0.35 | 1 | | 12/29/21 13:56 | 67-66-3 | |
| Chloromethane | ND | ug/L | 1.0 | 0.54 | 1 | | 12/29/21 13:56 | 74-87-3 | |
| 2-Chlorotoluene | ND | ug/L | 0.50 | 0.32 | 1 | | 12/29/21 13:56 | 95-49-8 | |
| 4-Chlorotoluene | ND | ug/L | 0.50 | 0.32 | 1 | | 12/29/21 13:56 | 106-43-4 | |
| 1,2-Dibromo-3-chloropropane | ND | ug/L | 1.0 | 0.34 | 1 | | 12/29/21 13:56 | 96-12-8 | |
| Dibromochloromethane | ND | ug/L | 0.50 | 0.36 | 1 | | 12/29/21 13:56 | 124-48-1 | |
| 1,2-Dibromoethane (EDB) | ND | ug/L | 0.50 | 0.27 | 1 | | 12/29/21 13:56 | 106-93-4 | |
| Dibromomethane | ND | ug/L | 0.50 | 0.39 | 1 | | 12/29/21 13:56 | 74-95-3 | |
| 1,2-Dichlorobenzene | ND | ug/L | 0.50 | 0.34 | 1 | | 12/29/21 13:56 | 95-50-1 | |
| 1,3-Dichlorobenzene | ND | ug/L | 0.50 | 0.34 | 1 | | 12/29/21 13:56 | 541-73-1 | |
| 1,4-Dichlorobenzene | ND | ug/L | 0.50 | 0.33 | 1 | | 12/29/21 13:56 | 106-46-7 | |
| Dichlorodifluoromethane | ND | ug/L | 0.50 | 0.35 | 1 | | 12/29/21 13:56 | 75-71-8 | |
| 1,1-Dichloroethane | ND | ug/L | 0.50 | 0.37 | 1 | | 12/29/21 13:56 | 75-34-3 | |
| 1,2-Dichloroethane | ND | ug/L | 0.50 | 0.32 | 1 | | 12/29/21 13:56 | 107-06-2 | |
| 1,1-Dichloroethene | ND | ug/L | 0.50 | 0.35 | 1 | | 12/29/21 13:56 | 75-35-4 | |
| cis-1,2-Dichloroethene | ND | ug/L | 0.50 | 0.38 | 1 | | 12/29/21 13:56 | 156-59-2 | |
| trans-1,2-Dichloroethene | ND | ug/L | 0.50 | 0.40 | 1 | | 12/29/21 13:56 | 156-60-5 | |
| 1,2-Dichloropropane | ND | ug/L | 0.50 | 0.36 | 1 | | 12/29/21 13:56 | 78-87-5 | |
| 1,3-Dichloropropane | ND | ug/L | 0.50 | 0.28 | 1 | | 12/29/21 13:56 | 142-28-9 | |

## REPORT OF LABORATORY ANALYSIS

This report shall not be reproduced, except in full,
without the written consent of Pace Analytical Services, LLC.

**Pace Analytical Services, LLC**
9800 Kincey Ave. Suite 100
Huntersville, NC 28078
(704)875-9092

## ANALYTICAL RESULTS

Project: 2020-L1-2448 INCIDENT
Pace Project No.: 92580059

**Sample: 14226_HC_RD** **Lab ID: 92580059001** Collected: 12/28/21 11:05 Received: 12/28/21 11:52 Matrix: Water

| Parameters | Results | Units | Report Limit | MDL | DF | Prepared | Analyzed | CAS No. | Qual |
|---|---|---|---|---|---|---|---|---|---|
| **6200B MSV** | Analytical Method: SM 6200B<br>Pace Analytical Services - Charlotte | | | | | | | | |
| 2,2-Dichloropropane | ND | ug/L | 0.50 | 0.39 | 1 | | 12/29/21 13:56 | 594-20-7 | |
| 1,1-Dichloropropene | ND | ug/L | 0.50 | 0.43 | 1 | | 12/29/21 13:56 | 563-58-6 | |
| cis-1,3-Dichloropropene | ND | ug/L | 0.50 | 0.36 | 1 | | 12/29/21 13:56 | 10061-01-5 | |
| trans-1,3-Dichloropropene | ND | ug/L | 0.50 | 0.36 | 1 | | 12/29/21 13:56 | 10061-02-6 | |
| Diisopropyl ether | ND | ug/L | 0.50 | 0.31 | 1 | | 12/29/21 13:56 | 108-20-3 | |
| Ethanol | ND | ug/L | 200 | 72.2 | 1 | | 12/29/21 13:56 | 64-17-5 | |
| Ethylbenzene | ND | ug/L | 0.50 | 0.30 | 1 | | 12/29/21 13:56 | 100-41-4 | |
| Hexachloro-1,3-butadiene | ND | ug/L | 2.0 | 1.5 | 1 | | 12/29/21 13:56 | 87-68-3 | |
| Isopropylbenzene (Cumene) | ND | ug/L | 0.50 | 0.33 | 1 | | 12/29/21 13:56 | 98-82-8 | |
| Methylene Chloride | ND | ug/L | 2.0 | 2.0 | 1 | | 12/29/21 13:56 | 75-09-2 | |
| Methyl-tert-butyl ether | ND | ug/L | 0.50 | 0.42 | 1 | | 12/29/21 13:56 | 1634-04-4 | |
| Naphthalene | ND | ug/L | 2.0 | 0.64 | 1 | | 12/29/21 13:56 | 91-20-3 | |
| n-Propylbenzene | ND | ug/L | 0.50 | 0.34 | 1 | | 12/29/21 13:56 | 103-65-1 | |
| Styrene | ND | ug/L | 0.50 | 0.29 | 1 | | 12/29/21 13:56 | 100-42-5 | |
| 1,1,1,2-Tetrachloroethane | ND | ug/L | 0.50 | 0.31 | 1 | | 12/29/21 13:56 | 630-20-6 | |
| 1,1,2,2-Tetrachloroethane | ND | ug/L | 0.50 | 0.22 | 1 | | 12/29/21 13:56 | 79-34-5 | |
| Tetrachloroethene | ND | ug/L | 0.50 | 0.29 | 1 | | 12/29/21 13:56 | 127-18-4 | |
| Toluene | ND | ug/L | 0.50 | 0.48 | 1 | | 12/29/21 13:56 | 108-88-3 | |
| 1,2,3-Trichlorobenzene | ND | ug/L | 2.0 | 0.81 | 1 | | 12/29/21 13:56 | 87-61-6 | |
| 1,2,4-Trichlorobenzene | ND | ug/L | 2.0 | 0.64 | 1 | | 12/29/21 13:56 | 120-82-1 | |
| 1,1,1-Trichloroethane | ND | ug/L | 0.50 | 0.33 | 1 | | 12/29/21 13:56 | 71-55-6 | |
| 1,1,2-Trichloroethane | ND | ug/L | 0.50 | 0.32 | 1 | | 12/29/21 13:56 | 79-00-5 | |
| Trichloroethene | ND | ug/L | 0.50 | 0.38 | 1 | | 12/29/21 13:56 | 79-01-6 | |
| Trichlorofluoromethane | ND | ug/L | 1.0 | 0.30 | 1 | | 12/29/21 13:56 | 75-69-4 | |
| 1,2,3-Trichloropropane | ND | ug/L | 0.50 | 0.26 | 1 | | 12/29/21 13:56 | 96-18-4 | |
| 1,2,4-Trimethylbenzene | ND | ug/L | 0.50 | 0.50 | 1 | | 12/29/21 13:56 | 95-63-6 | |
| 1,3,5-Trimethylbenzene | ND | ug/L | 0.50 | 0.33 | 1 | | 12/29/21 13:56 | 108-67-8 | |
| Vinyl chloride | ND | ug/L | 1.0 | 0.39 | 1 | | 12/29/21 13:56 | 75-01-4 | |
| m&p-Xylene | ND | ug/L | 1.0 | 0.71 | 1 | | 12/29/21 13:56 | 179601-23-1 | |
| o-Xylene | ND | ug/L | 0.50 | 0.34 | 1 | | 12/29/21 13:56 | 95-47-6 | |
| ***Surrogates*** | | | | | | | | | |
| 1,2-Dichloroethane-d4 (S) | 90 | % | 70-130 | | 1 | | 12/29/21 13:56 | 17060-07-0 | |
| 4-Bromofluorobenzene (S) | 95 | % | 70-130 | | 1 | | 12/29/21 13:56 | 460-00-4 | |
| Toluene-d8 (S) | 102 | % | 70-130 | | 1 | | 12/29/21 13:56 | 2037-26-5 | |

## REPORT OF LABORATORY ANALYSIS

This report shall not be reproduced, except in full,
without the written consent of Pace Analytical Services, LLC.

**Pace Analytical Services, LLC**
9800 Kincey Ave. Suite 100
Huntersville, NC 28078
(704)875-9092

## QUALITY CONTROL DATA

Project: 2020-L1-2448 INCIDENT
Pace Project No.: 92580059

QC Batch: 668794
QC Batch Method: MADEP VPH
Analysis Method: MADEP VPH
Analysis Description: VPH NC Water
Laboratory: Pace Analytical Services - Charlotte
Associated Lab Samples: 92580059001

METHOD BLANK: 3502811 Matrix: Water
Associated Lab Samples: 92580059001

| Parameter | Units | Blank Result | Reporting Limit | MDL | Analyzed | Qualifiers |
|---|---|---|---|---|---|---|
| Aliphatic (C05-C08) | ug/L | ND | 50.0 | 50.0 | 12/28/21 17:22 | N2 |
| Aromatic (C09-C10) | ug/L | ND | 50.0 | 50.0 | 12/28/21 17:22 | N2 |
| 4-Bromofluorobenzene (FID) (S) | % | 95 | 70-130 | | 12/28/21 17:22 | |
| 4-Bromofluorobenzene (PID) (S) | % | 84 | 70-130 | | 12/28/21 17:22 | |

LABORATORY CONTROL SAMPLE & LCSD: 3502812 3502813

| Parameter | Units | Spike Conc. | LCS Result | LCSD Result | LCS % Rec | LCSD % Rec | % Rec Limits | RPD | Max RPD | Qualifiers |
|---|---|---|---|---|---|---|---|---|---|---|
| Aliphatic (C05-C08) | ug/L | 300 | 310 | 300 | 103 | 100 | 70-130 | 3 | 25 | N2 |
| Aromatic (C09-C10) | ug/L | 100 | 98.4 | 100 | 98 | 100 | 70-130 | 2 | 25 | N2 |
| 4-Bromofluorobenzene (FID) (S) | % | | | | 97 | 94 | 70-130 | | | |
| 4-Bromofluorobenzene (PID) (S) | % | | | | 86 | 81 | 70-130 | | | |

**Results presented on this page are in the units indicated by the "Units" column except where an alternate unit is presented to the right of the result.**

## REPORT OF LABORATORY ANALYSIS

This report shall not be reproduced, except in full,
without the written consent of Pace Analytical Services, LLC.

**Pace Analytical Services, LLC**
9800 Kincey Ave. Suite 100
Huntersville, NC 28078
(704)875-9092

## QUALITY CONTROL DATA

Project: 2020-L1-2448 INCIDENT
Pace Project No.: 92580059

QC Batch: 668894
QC Batch Method: EPA 3010A
Analysis Method: EPA 6010D
Analysis Description: 6010 MET
Laboratory: Pace Analytical Services - Asheville
Associated Lab Samples: 92580059001

METHOD BLANK: 3503161 Matrix: Water
Associated Lab Samples: 92580059001

| Parameter | Units | Blank Result | Reporting Limit | MDL | Analyzed | Qualifiers |
|---|---|---|---|---|---|---|
| Lead | ug/L | ND | 5.0 | 4.5 | 01/07/22 17:10 | |

LABORATORY CONTROL SAMPLE: 3503162

| Parameter | Units | Spike Conc. | LCS Result | LCS % Rec | % Rec Limits | Qualifiers |
|---|---|---|---|---|---|---|
| Lead | ug/L | 500 | 516 | 103 | 80-120 | |

MATRIX SPIKE & MATRIX SPIKE DUPLICATE: 3503163 3503164

| Parameter | Units | 92578300001 Result | MS Spike Conc. | MSD Spike Conc. | MS Result | MSD Result | MS % Rec | MSD % Rec | % Rec Limits | RPD | Max RPD | Qual |
|---|---|---|---|---|---|---|---|---|---|---|---|---|
| Lead | ug/L | 8.4 | 500 | 500 | 501 | 506 | 99 | 99 | 75-125 | 1 | 20 | |

**Results presented on this page are in the units indicated by the "Units" column except where an alternate unit is presented to the right of the result.**

## REPORT OF LABORATORY ANALYSIS

This report shall not be reproduced, except in full,
without the written consent of Pace Analytical Services, LLC.

Pace Analytical Services, LLC
9800 Kincey Ave. Suite 100
Huntersville, NC 28078
(704)875-9092

## QUALITY CONTROL DATA

Project: 2020-L1-2448 INCIDENT
Pace Project No.: 92580059

QC Batch: 668911
QC Batch Method: SM 6200B
Analysis Method: SM 6200B
Analysis Description: 6200B MSV
Laboratory: Pace Analytical Services - Charlotte

Associated Lab Samples: 92580059001

METHOD BLANK: 3503199 Matrix: Water
Associated Lab Samples: 92580059001

| Parameter | Units | Blank Result | Reporting Limit | MDL | Analyzed | Qualifiers |
|---|---|---|---|---|---|---|
| 1,1,1,2-Tetrachloroethane | ug/L | ND | 0.50 | 0.31 | 12/29/21 10:56 | |
| 1,1,1-Trichloroethane | ug/L | ND | 0.50 | 0.33 | 12/29/21 10:56 | |
| 1,1,2,2-Tetrachloroethane | ug/L | ND | 0.50 | 0.22 | 12/29/21 10:56 | |
| 1,1,2-Trichloroethane | ug/L | ND | 0.50 | 0.32 | 12/29/21 10:56 | |
| 1,1-Dichloroethane | ug/L | ND | 0.50 | 0.37 | 12/29/21 10:56 | |
| 1,1-Dichloroethene | ug/L | ND | 0.50 | 0.35 | 12/29/21 10:56 | |
| 1,1-Dichloropropene | ug/L | ND | 0.50 | 0.43 | 12/29/21 10:56 | |
| 1,2,3-Trichlorobenzene | ug/L | ND | 2.0 | 0.81 | 12/29/21 10:56 | |
| 1,2,3-Trichloropropane | ug/L | ND | 0.50 | 0.26 | 12/29/21 10:56 | |
| 1,2,4-Trichlorobenzene | ug/L | ND | 2.0 | 0.64 | 12/29/21 10:56 | |
| 1,2,4-Trimethylbenzene | ug/L | ND | 0.50 | 0.50 | 12/29/21 10:56 | |
| 1,2-Dibromo-3-chloropropane | ug/L | ND | 1.0 | 0.34 | 12/29/21 10:56 | |
| 1,2-Dibromoethane (EDB) | ug/L | ND | 0.50 | 0.27 | 12/29/21 10:56 | |
| 1,2-Dichlorobenzene | ug/L | ND | 0.50 | 0.34 | 12/29/21 10:56 | |
| 1,2-Dichloroethane | ug/L | ND | 0.50 | 0.32 | 12/29/21 10:56 | |
| 1,2-Dichloropropane | ug/L | ND | 0.50 | 0.36 | 12/29/21 10:56 | |
| 1,3,5-Trimethylbenzene | ug/L | ND | 0.50 | 0.33 | 12/29/21 10:56 | |
| 1,3-Dichlorobenzene | ug/L | ND | 0.50 | 0.34 | 12/29/21 10:56 | |
| 1,3-Dichloropropane | ug/L | ND | 0.50 | 0.28 | 12/29/21 10:56 | |
| 1,4-Dichlorobenzene | ug/L | ND | 0.50 | 0.33 | 12/29/21 10:56 | |
| 2,2-Dichloropropane | ug/L | ND | 0.50 | 0.39 | 12/29/21 10:56 | |
| 2-Chlorotoluene | ug/L | ND | 0.50 | 0.32 | 12/29/21 10:56 | |
| 4-Chlorotoluene | ug/L | ND | 0.50 | 0.32 | 12/29/21 10:56 | |
| Benzene | ug/L | ND | 0.50 | 0.34 | 12/29/21 10:56 | |
| Bromobenzene | ug/L | ND | 0.50 | 0.29 | 12/29/21 10:56 | |
| Bromochloromethane | ug/L | ND | 0.50 | 0.47 | 12/29/21 10:56 | |
| Bromodichloromethane | ug/L | ND | 0.50 | 0.31 | 12/29/21 10:56 | |
| Bromoform | ug/L | ND | 0.50 | 0.34 | 12/29/21 10:56 | |
| Bromomethane | ug/L | ND | 5.0 | 1.7 | 12/29/21 10:56 | |
| Carbon tetrachloride | ug/L | ND | 0.50 | 0.33 | 12/29/21 10:56 | |
| Chlorobenzene | ug/L | ND | 0.50 | 0.28 | 12/29/21 10:56 | |
| Chloroethane | ug/L | ND | 1.0 | 0.65 | 12/29/21 10:56 | |
| Chloroform | ug/L | ND | 0.50 | 0.35 | 12/29/21 10:56 | |
| Chloromethane | ug/L | ND | 1.0 | 0.54 | 12/29/21 10:56 | |
| cis-1,2-Dichloroethene | ug/L | ND | 0.50 | 0.38 | 12/29/21 10:56 | |
| cis-1,3-Dichloropropene | ug/L | ND | 0.50 | 0.36 | 12/29/21 10:56 | |
| Dibromochloromethane | ug/L | ND | 0.50 | 0.36 | 12/29/21 10:56 | |
| Dibromomethane | ug/L | ND | 0.50 | 0.39 | 12/29/21 10:56 | |
| Dichlorodifluoromethane | ug/L | ND | 0.50 | 0.35 | 12/29/21 10:56 | |
| Diisopropyl ether | ug/L | ND | 0.50 | 0.31 | 12/29/21 10:56 | |

**Results presented on this page are in the units indicated by the "Units" column except where an alternate unit is presented to the right of the result.**

## REPORT OF LABORATORY ANALYSIS

This report shall not be reproduced, except in full,
without the written consent of Pace Analytical Services, LLC.

Pace Analytical Services, LLC
9800 Kincey Ave. Suite 100
Huntersville, NC 28078
(704)875-9092

## QUALITY CONTROL DATA

Project: 2020-L1-2448 INCIDENT
Pace Project No.: 92580059

METHOD BLANK: 3503199 Matrix: Water
Associated Lab Samples: 92580059001

| Parameter | Units | Blank Result | Reporting Limit | MDL | Analyzed | Qualifiers |
|---|---|---|---|---|---|---|
| Ethanol | ug/L | ND | 200 | 72.2 | 12/29/21 10:56 | |
| Ethylbenzene | ug/L | ND | 0.50 | 0.30 | 12/29/21 10:56 | |
| Hexachloro-1,3-butadiene | ug/L | ND | 2.0 | 1.5 | 12/29/21 10:56 | |
| Isopropylbenzene (Cumene) | ug/L | ND | 0.50 | 0.33 | 12/29/21 10:56 | |
| m&p-Xylene | ug/L | ND | 1.0 | 0.71 | 12/29/21 10:56 | |
| Methyl-tert-butyl ether | ug/L | ND | 0.50 | 0.42 | 12/29/21 10:56 | |
| Methylene Chloride | ug/L | ND | 2.0 | 2.0 | 12/29/21 10:56 | |
| n-Butylbenzene | ug/L | ND | 0.50 | 0.49 | 12/29/21 10:56 | |
| n-Propylbenzene | ug/L | ND | 0.50 | 0.34 | 12/29/21 10:56 | |
| Naphthalene | ug/L | ND | 2.0 | 0.64 | 12/29/21 10:56 | |
| o-Xylene | ug/L | ND | 0.50 | 0.34 | 12/29/21 10:56 | |
| sec-Butylbenzene | ug/L | ND | 0.50 | 0.40 | 12/29/21 10:56 | |
| Styrene | ug/L | ND | 0.50 | 0.29 | 12/29/21 10:56 | |
| tert-Butylbenzene | ug/L | ND | 0.50 | 0.32 | 12/29/21 10:56 | |
| Tetrachloroethene | ug/L | ND | 0.50 | 0.29 | 12/29/21 10:56 | |
| Toluene | ug/L | ND | 0.50 | 0.48 | 12/29/21 10:56 | |
| trans-1,2-Dichloroethene | ug/L | ND | 0.50 | 0.40 | 12/29/21 10:56 | |
| trans-1,3-Dichloropropene | ug/L | ND | 0.50 | 0.36 | 12/29/21 10:56 | |
| Trichloroethene | ug/L | ND | 0.50 | 0.38 | 12/29/21 10:56 | |
| Trichlorofluoromethane | ug/L | ND | 1.0 | 0.30 | 12/29/21 10:56 | |
| Vinyl chloride | ug/L | ND | 1.0 | 0.39 | 12/29/21 10:56 | |
| 1,2-Dichloroethane-d4 (S) | % | 95 | 70-130 | | 12/29/21 10:56 | |
| 4-Bromofluorobenzene (S) | % | 97 | 70-130 | | 12/29/21 10:56 | |
| Toluene-d8 (S) | % | 101 | 70-130 | | 12/29/21 10:56 | |

LABORATORY CONTROL SAMPLE: 3503200

| Parameter | Units | Spike Conc. | LCS Result | LCS % Rec | % Rec Limits | Qualifiers |
|---|---|---|---|---|---|---|
| 1,1,1,2-Tetrachloroethane | ug/L | 50 | 51.2 | 102 | 60-140 | |
| 1,1,1-Trichloroethane | ug/L | 50 | 47.1 | 94 | 60-140 | |
| 1,1,2,2-Tetrachloroethane | ug/L | 50 | 51.1 | 102 | 60-140 | |
| 1,1,2-Trichloroethane | ug/L | 50 | 56.4 | 113 | 60-140 | |
| 1,1-Dichloroethane | ug/L | 50 | 52.9 | 106 | 60-140 | |
| 1,1-Dichloroethene | ug/L | 50 | 52.1 | 104 | 60-140 | |
| 1,1-Dichloropropene | ug/L | 50 | 48.8 | 98 | 60-140 | |
| 1,2,3-Trichlorobenzene | ug/L | 50 | 53.5 | 107 | 60-140 | |
| 1,2,3-Trichloropropane | ug/L | 50 | 47.0 | 94 | 60-140 | |
| 1,2,4-Trichlorobenzene | ug/L | 50 | 55.1 | 110 | 60-140 | |
| 1,2,4-Trimethylbenzene | ug/L | 50 | 54.5 | 109 | 60-140 | |
| 1,2-Dibromo-3-chloropropane | ug/L | 50 | 45.7 | 91 | 60-140 | |
| 1,2-Dibromoethane (EDB) | ug/L | 50 | 53.1 | 106 | 60-140 | |
| 1,2-Dichlorobenzene | ug/L | 50 | 55.0 | 110 | 60-140 | |
| 1,2-Dichloroethane | ug/L | 50 | 46.7 | 93 | 60-140 | |
| 1,2-Dichloropropane | ug/L | 50 | 53.1 | 106 | 60-140 | |

**Results presented on this page are in the units indicated by the "Units" column except where an alternate unit is presented to the right of the result.**

## REPORT OF LABORATORY ANALYSIS

This report shall not be reproduced, except in full,
without the written consent of Pace Analytical Services, LLC.

**Pace Analytical Services, LLC**
9800 Kincey Ave. Suite 100
Huntersville, NC 28078
(704)875-9092

## QUALITY CONTROL DATA

Project: 2020-L1-2448 INCIDENT
Pace Project No.: 92580059

LABORATORY CONTROL SAMPLE: 3503200

| Parameter | Units | Spike Conc. | LCS Result | LCS % Rec | % Rec Limits | Qualifiers |
|---|---|---|---|---|---|---|
| 1,3,5-Trimethylbenzene | ug/L | 50 | 55.8 | 112 | 60-140 | |
| 1,3-Dichlorobenzene | ug/L | 50 | 54.6 | 109 | 60-140 | |
| 1,3-Dichloropropane | ug/L | 50 | 52.0 | 104 | 60-140 | |
| 1,4-Dichlorobenzene | ug/L | 50 | 54.3 | 109 | 60-140 | |
| 2,2-Dichloropropane | ug/L | 50 | 51.9 | 104 | 60-140 | |
| 2-Chlorotoluene | ug/L | 50 | 55.7 | 111 | 60-140 | |
| 4-Chlorotoluene | ug/L | 50 | 52.7 | 105 | 60-140 | |
| Benzene | ug/L | 50 | 54.6 | 109 | 60-140 | |
| Bromobenzene | ug/L | 50 | 53.2 | 106 | 60-140 | |
| Bromochloromethane | ug/L | 50 | 55.9 | 112 | 60-140 | |
| Bromodichloromethane | ug/L | 50 | 51.4 | 103 | 60-140 | |
| Bromoform | ug/L | 50 | 51.5 | 103 | 60-140 | |
| Bromomethane | ug/L | 50 | 50.2 | 100 | 60-140 | |
| Carbon tetrachloride | ug/L | 50 | 47.8 | 96 | 60-140 | |
| Chlorobenzene | ug/L | 50 | 55.2 | 110 | 60-140 | |
| Chloroethane | ug/L | 50 | 42.1 | 84 | 60-140 | |
| Chloroform | ug/L | 50 | 52.0 | 104 | 60-140 | |
| Chloromethane | ug/L | 50 | 47.5 | 95 | 60-140 | |
| cis-1,2-Dichloroethene | ug/L | 50 | 49.0 | 98 | 60-140 | |
| cis-1,3-Dichloropropene | ug/L | 50 | 52.2 | 104 | 60-140 | |
| Dibromochloromethane | ug/L | 50 | 54.0 | 108 | 60-140 | |
| Dibromomethane | ug/L | 50 | 56.0 | 112 | 60-140 | |
| Dichlorodifluoromethane | ug/L | 50 | 43.0 | 86 | 60-140 | |
| Diisopropyl ether | ug/L | 50 | 47.3 | 95 | 60-140 | |
| Ethanol | ug/L | 2000 | 1850 | 93 | 60-140 | |
| Ethylbenzene | ug/L | 50 | 54.6 | 109 | 60-140 | |
| Hexachloro-1,3-butadiene | ug/L | 50 | 48.9 | 98 | 60-140 | |
| Isopropylbenzene (Cumene) | ug/L | 50 | 58.2 | 116 | 60-140 | |
| m&p-Xylene | ug/L | 100 | 111 | 111 | 60-140 | |
| Methyl-tert-butyl ether | ug/L | 50 | 51.1 | 102 | 60-140 | |
| Methylene Chloride | ug/L | 50 | 50.3 | 101 | 60-140 | |
| n-Butylbenzene | ug/L | 50 | 54.7 | 109 | 60-140 | |
| n-Propylbenzene | ug/L | 50 | 55.2 | 110 | 60-140 | |
| Naphthalene | ug/L | 50 | 49.4 | 99 | 60-140 | |
| o-Xylene | ug/L | 50 | 55.8 | 112 | 60-140 | |
| sec-Butylbenzene | ug/L | 50 | 54.3 | 109 | 60-140 | |
| Styrene | ug/L | 50 | 53.7 | 107 | 60-140 | |
| tert-Butylbenzene | ug/L | 50 | 46.2 | 92 | 60-140 | |
| Tetrachloroethene | ug/L | 50 | 49.8 | 100 | 60-140 | |
| Toluene | ug/L | 50 | 55.5 | 111 | 60-140 | |
| trans-1,2-Dichloroethene | ug/L | 50 | 53.6 | 107 | 60-140 | |
| trans-1,3-Dichloropropene | ug/L | 50 | 53.2 | 106 | 60-140 | |
| Trichloroethene | ug/L | 50 | 55.3 | 111 | 60-140 | |
| Trichlorofluoromethane | ug/L | 50 | 41.6 | 83 | 60-140 | |
| Vinyl chloride | ug/L | 50 | 53.3 | 107 | 60-140 | |
| 1,2-Dichloroethane-d4 (S) | % | | | 90 | 70-130 | |
| 4-Bromofluorobenzene (S) | % | | | 99 | 70-130 | |

**Results presented on this page are in the units indicated by the "Units" column except where an alternate unit is presented to the right of the result.**

## REPORT OF LABORATORY ANALYSIS

This report shall not be reproduced, except in full,
without the written consent of Pace Analytical Services, LLC.

**Pace Analytical Services, LLC**
9800 Kincey Ave. Suite 100
Huntersville, NC 28078
(704)875-9092

## QUALITY CONTROL DATA

Project: 2020-L1-2448 INCIDENT
Pace Project No.: 92580059

LABORATORY CONTROL SAMPLE: 3503200

| Parameter | Units | Spike Conc. | LCS Result | LCS % Rec | % Rec Limits | Qualifiers |
|---|---|---|---|---|---|---|
| Toluene-d8 (S) | % | | | 102 | 70-130 | |

MATRIX SPIKE & MATRIX SPIKE DUPLICATE: 3503201 3503202

| Parameter | Units | 92580059001 Result | MS Spike Conc. | MSD Spike Conc. | MS Result | MSD Result | MS % Rec | MSD % Rec | % Rec Limits | RPD | Max RPD | Qual |
|---|---|---|---|---|---|---|---|---|---|---|---|---|
| 1,1,1,2-Tetrachloroethane | ug/L | ND | 20 | 20 | 19.4 | 22.1 | 97 | 111 | 60-140 | 13 | 30 | |
| 1,1,1-Trichloroethane | ug/L | ND | 20 | 20 | 17.9 | 20.8 | 89 | 104 | 60-140 | 15 | 30 | |
| 1,1,2,2-Tetrachloroethane | ug/L | ND | 20 | 20 | 20.0 | 23.2 | 100 | 116 | 60-140 | 15 | 30 | |
| 1,1,2-Trichloroethane | ug/L | ND | 20 | 20 | 22.1 | 25.3 | 110 | 127 | 60-140 | 14 | 30 | |
| 1,1-Dichloroethane | ug/L | ND | 20 | 20 | 20.7 | 24.1 | 103 | 120 | 60-140 | 15 | 30 | |
| 1,1-Dichloroethene | ug/L | ND | 20 | 20 | 19.6 | 23.2 | 98 | 116 | 60-140 | 17 | 30 | |
| 1,1-Dichloropropene | ug/L | ND | 20 | 20 | 19.2 | 22.5 | 96 | 113 | 60-140 | 16 | 30 | |
| 1,2,3-Trichlorobenzene | ug/L | ND | 20 | 20 | 22.0 | 24.7 | 110 | 123 | 60-140 | 11 | 30 | |
| 1,2,3-Trichloropropane | ug/L | ND | 20 | 20 | 18.6 | 20.7 | 93 | 103 | 60-140 | 11 | 30 | |
| 1,2,4-Trichlorobenzene | ug/L | ND | 20 | 20 | 22.7 | 25.8 | 114 | 129 | 60-140 | 13 | 30 | |
| 1,2,4-Trimethylbenzene | ug/L | ND | 20 | 20 | 21.3 | 24.3 | 107 | 122 | 60-140 | 13 | 30 | |
| 1,2-Dibromo-3-chloropropane | ug/L | ND | 20 | 20 | 17.7 | 20.1 | 88 | 100 | 60-140 | 13 | 30 | |
| 1,2-Dibromoethane (EDB) | ug/L | ND | 20 | 20 | 20.4 | 24.3 | 102 | 121 | 60-140 | 17 | 30 | |
| 1,2-Dichlorobenzene | ug/L | ND | 20 | 20 | 21.1 | 24.0 | 105 | 120 | 60-140 | 13 | 30 | |
| 1,2-Dichloroethane | ug/L | ND | 20 | 20 | 18.2 | 19.8 | 91 | 99 | 60-140 | 9 | 30 | |
| 1,2-Dichloropropane | ug/L | ND | 20 | 20 | 20.4 | 23.4 | 102 | 117 | 60-140 | 14 | 30 | |
| 1,3,5-Trimethylbenzene | ug/L | ND | 20 | 20 | 21.4 | 25.0 | 107 | 125 | 60-140 | 16 | 30 | |
| 1,3-Dichlorobenzene | ug/L | ND | 20 | 20 | 20.7 | 24.3 | 104 | 122 | 60-140 | 16 | 30 | |
| 1,3-Dichloropropane | ug/L | ND | 20 | 20 | 20.4 | 23.7 | 102 | 119 | 60-140 | 15 | 30 | |
| 1,4-Dichlorobenzene | ug/L | ND | 20 | 20 | 21.0 | 24.3 | 105 | 122 | 60-140 | 15 | 30 | |
| 2,2-Dichloropropane | ug/L | ND | 20 | 20 | 19.4 | 22.4 | 97 | 112 | 60-140 | 14 | 30 | |
| 2-Chlorotoluene | ug/L | ND | 20 | 20 | 21.5 | 24.2 | 107 | 121 | 60-140 | 12 | 30 | |
| 4-Chlorotoluene | ug/L | ND | 20 | 20 | 20.4 | 23.1 | 102 | 116 | 60-140 | 12 | 30 | |
| Benzene | ug/L | ND | 20 | 20 | 21.3 | 24.6 | 107 | 123 | 60-140 | 14 | 30 | |
| Bromobenzene | ug/L | ND | 20 | 20 | 20.9 | 24.3 | 105 | 121 | 60-140 | 15 | 30 | |
| Bromochloromethane | ug/L | ND | 20 | 20 | 22.2 | 24.7 | 111 | 123 | 60-140 | 11 | 30 | |
| Bromodichloromethane | ug/L | ND | 20 | 20 | 18.8 | 21.4 | 94 | 107 | 60-140 | 13 | 30 | |
| Bromoform | ug/L | ND | 20 | 20 | 18.2 | 21.0 | 91 | 105 | 60-140 | 14 | 30 | |
| Bromomethane | ug/L | ND | 20 | 20 | 17.1 | 19.1 | 85 | 96 | 60-140 | 12 | 30 | |
| Carbon tetrachloride | ug/L | ND | 20 | 20 | 17.0 | 20.6 | 85 | 103 | 60-140 | 19 | 30 | |
| Chlorobenzene | ug/L | ND | 20 | 20 | 21.5 | 24.9 | 108 | 124 | 60-140 | 14 | 30 | |
| Chloroethane | ug/L | ND | 20 | 20 | 21.5 | 24.4 | 107 | 122 | 60-140 | 13 | 30 | |
| Chloroform | ug/L | ND | 20 | 20 | 20.6 | 23.4 | 103 | 117 | 60-140 | 13 | 30 | |
| Chloromethane | ug/L | ND | 20 | 20 | 17.8 | 20.9 | 89 | 104 | 60-140 | 16 | 30 | |
| cis-1,2-Dichloroethene | ug/L | ND | 20 | 20 | 19.2 | 22.4 | 96 | 112 | 60-140 | 16 | 30 | |
| cis-1,3-Dichloropropene | ug/L | ND | 20 | 20 | 19.2 | 22.0 | 96 | 110 | 60-140 | 14 | 30 | |
| Dibromochloromethane | ug/L | ND | 20 | 20 | 19.7 | 22.8 | 99 | 114 | 60-140 | 15 | 30 | |
| Dibromomethane | ug/L | ND | 20 | 20 | 21.8 | 25.1 | 109 | 126 | 60-140 | 14 | 30 | |

**Results presented on this page are in the units indicated by the "Units" column except where an alternate unit is presented to the right of the result.**

## REPORT OF LABORATORY ANALYSIS

This report shall not be reproduced, except in full,
without the written consent of Pace Analytical Services, LLC.

**Pace Analytical Services, LLC**
9800 Kincey Ave. Suite 100
Huntersville, NC 28078
(704)875-9092

## QUALITY CONTROL DATA

Project: 2020-L1-2448 INCIDENT
Pace Project No.: 92580059

MATRIX SPIKE & MATRIX SPIKE DUPLICATE: 3503201 3503202

| Parameter | Units | 92580059001 Result | MS Spike Conc. | MSD Spike Conc. | MS Result | MSD Result | MS % Rec | MSD % Rec | % Rec Limits | RPD | Max RPD | Qual |
|---|---|---|---|---|---|---|---|---|---|---|---|---|
| Dichlorodifluoromethane | ug/L | ND | 20 | 20 | 13.3 | 17.6 | 66 | 88 | 60-140 | 28 | 30 | |
| Diisopropyl ether | ug/L | ND | 20 | 20 | 17.7 | 20.8 | 88 | 104 | 60-140 | 16 | 30 | |
| Ethanol | ug/L | ND | 800 | 800 | 711 | 858 | 89 | 107 | 60-140 | 19 | 30 | |
| Ethylbenzene | ug/L | ND | 20 | 20 | 21.0 | 24.6 | 105 | 123 | 60-140 | 15 | 30 | |
| Hexachloro-1,3-butadiene | ug/L | ND | 20 | 20 | 18.8 | 21.9 | 94 | 109 | 60-140 | 15 | 30 | |
| Isopropylbenzene (Cumene) | ug/L | ND | 20 | 20 | 21.9 | 26.0 | 109 | 130 | 60-140 | 17 | 30 | |
| m&p-Xylene | ug/L | ND | 40 | 40 | 42.1 | 49.1 | 105 | 123 | 60-140 | 15 | 30 | |
| Methyl-tert-butyl ether | ug/L | ND | 20 | 20 | 19.9 | 23.0 | 100 | 115 | 60-140 | 14 | 30 | |
| Methylene Chloride | ug/L | ND | 20 | 20 | 17.6 | 20.6 | 88 | 103 | 60-140 | 16 | 30 | |
| n-Butylbenzene | ug/L | ND | 20 | 20 | 20.8 | 24.4 | 104 | 122 | 60-140 | 16 | 30 | |
| n-Propylbenzene | ug/L | ND | 20 | 20 | 20.9 | 24.9 | 105 | 125 | 60-140 | 18 | 30 | |
| Naphthalene | ug/L | ND | 20 | 20 | 20.0 | 22.9 | 100 | 115 | 60-140 | 14 | 30 | |
| o-Xylene | ug/L | ND | 20 | 20 | 21.2 | 24.3 | 106 | 121 | 60-140 | 13 | 30 | |
| sec-Butylbenzene | ug/L | ND | 20 | 20 | 21.3 | 25.0 | 107 | 125 | 60-140 | 16 | 30 | |
| Styrene | ug/L | ND | 20 | 20 | 20.4 | 23.0 | 102 | 115 | 60-140 | 12 | 30 | |
| tert-Butylbenzene | ug/L | ND | 20 | 20 | 18.5 | 21.0 | 92 | 105 | 60-140 | 13 | 30 | |
| Tetrachloroethene | ug/L | ND | 20 | 20 | 18.9 | 22.2 | 94 | 111 | 60-140 | 16 | 30 | |
| Toluene | ug/L | ND | 20 | 20 | 21.5 | 24.7 | 107 | 123 | 60-140 | 14 | 30 | |
| trans-1,2-Dichloroethene | ug/L | ND | 20 | 20 | 20.7 | 24.7 | 103 | 123 | 60-140 | 18 | 30 | |
| trans-1,3-Dichloropropene | ug/L | ND | 20 | 20 | 19.3 | 21.8 | 96 | 109 | 60-140 | 12 | 30 | |
| Trichloroethene | ug/L | ND | 20 | 20 | 21.0 | 24.5 | 105 | 123 | 60-140 | 16 | 30 | |
| Trichlorofluoromethane | ug/L | ND | 20 | 20 | 15.2 | 19.4 | 76 | 97 | 60-140 | 24 | 30 | |
| Vinyl chloride | ug/L | ND | 20 | 20 | 20.4 | 24.6 | 102 | 123 | 60-140 | 18 | 30 | |
| 1,2-Dichloroethane-d4 (S) | % | | | | | | 87 | 87 | 70-130 | | | |
| 4-Bromofluorobenzene (S) | % | | | | | | 98 | 96 | 70-130 | | | |
| Toluene-d8 (S) | % | | | | | | 101 | 99 | 70-130 | | | |

**Results presented on this page are in the units indicated by the "Units" column except where an alternate unit is presented to the right of the result.**

## REPORT OF LABORATORY ANALYSIS

This report shall not be reproduced, except in full,
without the written consent of Pace Analytical Services, LLC.

**Pace Analytical Services, LLC**
9800 Kincey Ave. Suite 100
Huntersville, NC 28078
(704)875-9092

# QUALIFIERS

Project: 2020-L1-2448 INCIDENT
Pace Project No.: 92580059

## DEFINITIONS

DF - Dilution Factor, if reported, represents the factor applied to the reported data due to dilution of the sample aliquot.

ND - Not Detected at or above adjusted reporting limit.

TNTC - Too Numerous To Count

J - Estimated concentration above the adjusted method detection limit and below the adjusted reporting limit.

MDL - Adjusted Method Detection Limit.

PQL - Practical Quantitation Limit.

RL - Reporting Limit - The lowest concentration value that meets project requirements for quantitative data with known precision and bias for a specific analyte in a specific matrix.

S - Surrogate

1,2-Diphenylhydrazine decomposes to and cannot be separated from Azobenzene using Method 8270. The result for each analyte is a combined concentration.

Consistent with EPA guidelines, unrounded data are displayed and have been used to calculate % recovery and RPD values.

LCS(D) - Laboratory Control Sample (Duplicate)

MS(D) - Matrix Spike (Duplicate)

DUP - Sample Duplicate

RPD - Relative Percent Difference

NC - Not Calculable.

SG - Silica Gel - Clean-Up

U - Indicates the compound was analyzed for, but not detected.

Acid preservation may not be appropriate for 2 Chloroethylvinyl ether.

A separate vial preserved to a pH of 4-5 is recommended in SW846 Chapter 4 for the analysis of Acrolein and Acrylonitrile by EPA Method 8260.

N-Nitrosodiphenylamine decomposes and cannot be separated from Diphenylamine using Method 8270. The result reported for each analyte is a combined concentration.

Reported results are not rounded until the final step prior to reporting. Therefore, calculated parameters that are typically reported as "Total" may vary slightly from the sum of the reported component parameters.

Pace Analytical is TNI accredited. Contact your Pace PM for the current list of accredited analytes.

TNI - The NELAC Institute.

## ANALYTE QUALIFIERS

| | |
|---|---|
| N2 | The lab does not hold NELAC/TNI accreditation for this parameter but other accreditations/certifications may apply. A complete list of accreditations/certifications is available upon request. |



This report shall not be reproduced, except in full,
without the written consent of Pace Analytical Services, LLC.

**Pace Analytical Services, LLC**
9800 Kincey Ave. Suite 100
Huntersville, NC 28078
(704)875-9092

## QUALITY CONTROL DATA CROSS REFERENCE TABLE

Project: 2020-L1-2448 INCIDENT
Pace Project No.: 92580059

| Lab ID | Sample ID | QC Batch Method | QC Batch | Analytical Method | Analytical Batch |
|---|---|---|---|---|---|
| **92580059001** | **14226_HC_RD** | MADEP VPH | 668794 | | |
| **92580059001** | **14226_HC_RD** | EPA 3010A | 668894 | EPA 6010D | 669318 |
| **92580059001** | **14226_HC_RD** | SM 6200B | 668911 | | |



This report shall not be reproduced, except in full,
without the written consent of Pace Analytical Services, LLC.

Pace Analytical

# CHAIN-OF-CUSTODY Analytical Request Document

Chain-of-Custody is a LEGAL DOCUMENT - Complete all relevent fields

LAB USE ONLY- Affix Workorder/Login Label Here or List Pace Work...

WO# : 92580059

92580059

ALL SHADED A...

| | |
|---|---|
| Company: Apex Companies | Billing Information: |
| Address: | |
| Report To: Andrew Street | Email To: andrew.street@apexcos.com |
| Copy To: | Site Collection Info/Address: 14226-Huntersville Concord RD |
| Customer Project Name/Number: 2020-LI-2448 | State: NC County/City: Huntersville Time Zone Collected: [ ] PT [ ] MT [ ] CT [ ] ET |
| Phone: Email: | Site/Facility ID #: Compliance Monitoring? [ ] Yes [ ] No |
| Collected By (print): Matt Teixeira | Purchase Order #: Quote #: DW PWS ID #: DW Location Code: |
| Collected By (signature): Tex | Turnaround Date Required: ASAP Immediately Packed on Ice: [ ] Yes [ ] No |
| Sample Disposal: [ ] Dispose as appropriate [ ] Return [ ] Archive: _____ [ ] Hold: _____ | Rush: [ ] Same Day [ ] Next Day [ ] 2 Day [ ] 3 Day [ ] 4 Day [ ] 5 Day (Expedite Charges Apply) Field Filtered (if applicable): [ ] Yes [ ] No Analysis: _____ |

* Matrix Codes (Insert in Matrix box below): Drinking Water (DW), Ground Water (GW), Wastewater (WW), Product (P), Soil/Solid (SL), Oil (OL), Wipe (WP), Air (AR), Tissue (TS), Bioassay (B), Vapor (V), Other (OT)

Container Preservative Type **

** Preservative Types: (1) nitric acid, (2) sulfuric acid, (3) ...hydrochloric acid, (4) sodium hydroxide, (5) zinc acetate, (6) methanol, (7) sodium bisulfate, (8) sodium thiosulfate, (9) hexane, (A) ascorbic acid, (B) ammonium sulfate, (C) ammonium hydroxide, (D) TSP, (U) Unpreserved, (O) Other _____

| Customer Sample ID | Matrix * | Comp / Grab | Collected (or Composite Start) Date | Collected (or Composite Start) Time | Composite End Date | Composite End Time | Res Cl | # of Ctns | Analyses: VOCs 6200B | MADEP VPH | Lead | Lab Sample # / Comments |
|---|---|---|---|---|---|---|---|---|---|---|---|---|
| 14226-HC_RD | DW | G | 12-28-21 | 1105 | | | | 6 | X | X | X | 92580059 001 |
| | | | | | | | | | | | | |
| | | | | | | | | | | | | |
| | | | | | | | | | | | | |
| | | | | | | | | | | | | |
| | | | | | | | | | | | | |
| | | | | | | | | | | | | |
| | | | | | | | | | | | | |
| | | | | | | | | | | | | |
| | | | | | | | | | | | | |

Lab Profile/Line:

Lab Sample Receipt Checklist:

| | |
|---|---|
| Custody Seals Present/Intact | Y N NA |
| Custody Signatures Present | Y N NA |
| Collector Signature Present | Y N NA |
| Bottles Intact | Y N NA |
| Correct Bottles | Y N NA |
| Sufficient Volume | Y N NA |
| Samples Received on Ice | Y N NA |
| VOA - Headspace Acceptable | Y N NA |
| USDA Regulated Soils | Y N NA |
| Samples in Holding Time | Y N NA |
| Residual Chlorine Present | Y N NA |
| Cl Strips: _____ | |
| Sample pH Acceptable | Y N NA |
| pH Strips: 2938 lav | |
| Sulfide Present | Y N NA |
| Lead Acetate Strips: _____ | |

LAB USE ONLY:

Customer Remarks / Special Conditions / Possible Hazards:

Type of Ice Used: Wet Blue Dry None

Packing Material Used: BB

Radchem sample(s) screened (<500 cpm): Y N NA

SHORT HOLDS PRESENT (<72 hours): Y N N/A

Lab Tracking #: 2683291

Samples received via: FEDEX UPS Client Courier Pace Courier

Lab Sample Temperature Info:

Temp Blank Received: Y N NA

Therm ID#: 92T064

Cooler 1 Temp Upon Receipt: 4.1 oC

Cooler 1 Therm Corr. Factor: 0 oC

Cooler 1 Corrected Temp: 4.1 oC

Comments:

| Relinquished by/Company: (Signature) | Date/Time: | Received by/Company: (Signature) | Date/Time: |
|---|---|---|---|
| Matt T. / Apex Tex | 12-28-21 / 1152 | KH Pace HVL | 12/28/21 1152 |
| Relinquished by/Company: (Signature) | Date/Time: | Received by/Company: (Signature) | Date/Time: |
| Relinquished by/Company: (Signature) | Date/Time: | Received by/Company: (Signature) | Date/Time: |

MTJL LAB USE ONLY

Table #:

Acctnum:

Template:

Prelogin:

PM:

PB:

Trip Blank Received: Y N NA

HCL MeOH TSP Other

Non Conformance(s): YES / NO

Page: _____ of: _____

| Pace Analytical® | Document Name: Bottle Identification Form (BIF) | Document Issued: November 15, 2021 Page 1 of 1 |
|---|---|---|
| | Document No.: F-CAR-CS-043-Rev.01 | Issuing Authority: |

***Check mark top half of box if pH and/or dechlorination is verified and within the acceptance range for preservation samples.**

Exceptions: VOA, Coliform, TOC, Oil and Grease, DRO/8015 (water) DOC, LLHg

****Bottom half of box is to list number of bottles**

Project # **WO# : 92580059**

PM: AMB Due Date: 01/05/22

CLIENT: 92-APEX MOOR

| Matrix | Item# | BP4U-125 mL Plastic Unpreserved (N/A) (Cl-) | BP3U-250 mL Plastic Unpreserved (N/A) | BP2U-500 mL Plastic Unpreserved (N/A) | BP1U-1 liter Plastic Unpreserved (N/A) | BP4S-125 mL Plastic H2SO4 (pH < 2) (Cl-) | BP3N-250 mL plastic HNO3 (pH < 2) | BP4Z-125 mL Plastic ZN Acetate & NaOH (>9) | BP4B-125 mL Plastic NaOH (pH > 12) (Cl-) | WGFU-Wide-mouthed Glass jar Unpreserved | AG1U-1 liter Amber Unpreserved (N/A) (Cl-) | AG1H-1 liter Amber HCl (pH < 2) | AG3U-250 mL Amber Unpreserved (N/A) (Cl-) | AG1S-1 liter Amber H2SO4 (pH < 2) | AG3S-250 mL Amber H2SO4 (pH < 2) | AG3A(DG3A)-250 mL Amber NH4Cl (N/A)(Cl-) | DG9H-40 mL VOA HCl (N/A) | VG9T-40 mL VOA Na2S2O3 (N/A) | VG9U-40 mL VOA Unpreserved (N/A) | DG9P-40 mL VOA H3PO4 (N/A) | VOAK (3 vials per kit)-5035 kit (N/A) | V/GK (3 vials per kit)-VPH/Gas kit (N/A) | SPST-125 mL Sterile Plastic (N/A – lab) | SP2T-250 mL Sterile Plastic (N/A – lab) | | BP3A-250 mL Plastic (NH2)2SO4 (9.3-9.7) | AG0U-100 mL Amber Unpreserved vials (N/A) | VSGU-20 mL Scintillation vials (N/A) | DG9U-40 mL Amber Unpreserved vials (N/A) |
|---|---|---|---|---|---|---|---|---|---|---|---|---|---|---|---|---|---|---|---|---|---|---|---|---|---|---|---|---|---|
| | 1 | \ | | | | \ | \ | \ | \ | | | \ | | \ | \ | \ | 7 | | | | | | | | | \ | \ | | | |
| | 2 | \ | | | | \ | \ | \ | \ | | | \ | | \ | \ | \ | | | | | | | | | | \ | \ | | | |
| | 3 | \ | | | | \ | \ | \ | \ | | | \ | | \ | \ | \ | | | | | | | | | | \ | \ | | | |
| | 4 | \ | | | | \ | \ | \ | \ | | | \ | | \ | \ | \ | | | | | | | | | | \ | \ | | | |
| | 5 | \ | | | | \ | \ | \ | \ | | | \ | | \ | \ | \ | | | | | | | | | | \ | \ | | | |
| | 6 | \ | | | | \ | \ | \ | \ | | | \ | | \ | \ | \ | | | | | | | | | | \ | \ | | | |
| | 7 | \ | | | | \ | \ | \ | \ | | | \ | | \ | \ | \ | | | | | | | | | | \ | \ | | | |
| | 8 | \ | | | | \ | \ | \ | \ | | | \ | | \ | \ | \ | | | | | | | | | | \ | \ | | | |
| | 9 | \ | | | | \ | \ | \ | \ | | | \ | | \ | \ | \ | | | | | | | | | | \ | \ | | | |
| | 10 | \ | | | | \ | \ | \ | \ | | | \ | | \ | \ | \ | | | | | | | | | | \ | \ | | | |
| | 11 | \ | | | | \ | \ | \ | \ | | | \ | | \ | \ | \ | | | | | | | | | | \ | \ | | | |
| | 12 | \ | | | | \ | \ | \ | \ | | | \ | | \ | \ | \ | | | | | | | | | | \ | \ | | | |

## pH Adjustment Log for Preserved Samples

| Sample ID | Type of Preservative | pH upon receipt | Date preservation adjusted | Time preservation adjusted | Amount of Preservative added | Lot # |
|---|---|---|---|---|---|---|
| | | | | | | |
| | | | | | | |
| | | | | | | |

Note: Whenever there is a discrepancy affecting North Carolina compliance samples, a copy of this form will be sent to the North Carolina DEHNR Certification Office (i.e. Out of hold, incorrect preservative, out of temp, incorrect containers.

**Pace Analytical Services, LLC**
9800 Kincey Ave. Suite 100
Huntersville, NC 28078
(704)875-9092

January 11, 2022

Andrew Street
Apex Companies - NC
5900 Northwoods Business Pkwy
Suite 5900-0
Charlotte, NC 28269

RE: Project: 2020-LI-2448 INCIDENT
Pace Project No.: 92580062

Dear Andrew Street:

Enclosed are the analytical results for sample(s) received by the laboratory on December 28, 2021. The results relate only to the samples included in this report. Results reported herein conform to the applicable TNI/NELAC Standards and the laboratory's Quality Manual, where applicable, unless otherwise noted in the body of the report.

The test results provided in this final report were generated by each of the following laboratories within the Pace Network:

- Pace Analytical Services - Asheville
- Pace Analytical Services - Charlotte

If you have any questions concerning this report, please feel free to contact me.

Sincerely,

Angela M. Baioni

Angela Baioni
angela.baioni@pacelabs.com
(704)875-9092
Project Manager

Enclosures

cc: J Culbreath, Colonial Pipeline Company
Naomi Fretz, APEX Companies, LLC
Robert Hughes, Colonial Pipeline
Cameron Lee, Montrose-EPS
Jamie Moran, APEX Companies, LLC
Jeff Morrison, Colonial Pipeline Company
Tom Naumann, APEX Companies - NC
Joe Nicolette, Montrose-EPS
Kaitlyn Nootens, Apex Companies
Christopher Schultz, Apex Companies
Matt Teixeira, Apex Companies, LLC
Michael Verdon, Colonial Pipeline Company
JM Wyatt, Colonial Pipeline Company

**REPORT OF LABORATORY ANALYSIS**

This report shall not be reproduced, except in full,
without the written consent of Pace Analytical Services, LLC.

**Pace Analytical Services, LLC**
9800 Kincey Ave.  Suite 100
Huntersville, NC 28078
(704)875-9092

## CERTIFICATIONS

Project: 2020-LI-2448 INCIDENT
Pace Project No.: 92580062

**Pace Analytical Services Charlotte**

South Carolina Laboratory ID: 99006
9800 Kincey Ave. Ste 100, Huntersville, NC 28078
North Carolina Drinking Water Certification #: 37706
North Carolina Field Services Certification #: 5342
North Carolina Wastewater Certification #: 12
South Carolina Laboratory ID: 99006
South Carolina Certification #: 99006001
South Carolina Drinking Water Cert. #: 99006003
Florida/NELAP Certification #: E87627
Kentucky UST Certification #: 84
Louisiana DoH Drinking Water #: LA029
Virginia/VELAP Certification #: 460221

**Pace Analytical Services Asheville**

2225 Riverside Drive, Asheville, NC  28804
Florida/NELAP Certification #: E87648
North Carolina Drinking Water Certification #: 37712
North Carolina Wastewater Certification #: 40
South Carolina Laboratory ID: 99030
South Carolina Certification #: 99030001
Virginia/VELAP Certification #: 460222



This report shall not be reproduced, except in full,
without the written consent of Pace Analytical Services, LLC.

**Pace Analytical Services, LLC**
9800 Kincey Ave. Suite 100
Huntersville, NC 28078
(704)875-9092

## SAMPLE SUMMARY

Project: 2020-LI-2448 INCIDENT
Pace Project No.: 92580062

| Lab ID | Sample ID | Matrix | Date Collected | Date Received |
|---|---|---|---|---|
| **92580062001** | **DUP-1** | Water | 12/28/21 00:00 | 12/28/21 11:52 |
| **92580062002** | **FB-1** | Water | 12/28/21 00:00 | 12/28/21 11:52 |
| **92580062003** | **TRIP BLANK** | Water | 12/28/21 00:00 | 12/28/21 11:52 |



This report shall not be reproduced, except in full,
without the written consent of Pace Analytical Services, LLC.

**Pace Analytical Services, LLC**
9800 Kincey Ave. Suite 100
Huntersville, NC 28078
(704)875-9092

## SAMPLE ANALYTE COUNT

Project: 2020-LI-2448 INCIDENT
Pace Project No.: 92580062

| Lab ID | Sample ID | Method | Analysts | Analytes Reported | Laboratory |
|---|---|---|---|---|---|
| **92580062001** | **DUP-1** | MADEP VPH | MAD | 6 | PASI-C |
| | | EPA 6010D | DS | 1 | PASI-A |
| | | SM 6200B | SAS | 64 | PASI-C |
| **92580062002** | **FB-1** | MADEP VPH | MAD | 6 | PASI-C |
| | | EPA 6010D | DS | 1 | PASI-A |
| | | SM 6200B | SAS | 64 | PASI-C |
| **92580062003** | **TRIP BLANK** | SM 6200B | SAS | 64 | PASI-C |

PASI-A = Pace Analytical Services - Asheville
PASI-C = Pace Analytical Services - Charlotte



This report shall not be reproduced, except in full,
without the written consent of Pace Analytical Services, LLC.

**Pace Analytical Services, LLC**
9800 Kincey Ave. Suite 100
Huntersville, NC 28078
(704)875-9092

## ANALYTICAL RESULTS

Project: 2020-LI-2448 INCIDENT
Pace Project No.: 92580062

**Sample: DUP-1** **Lab ID: 92580062001** Collected: 12/28/21 00:00 Received: 12/28/21 11:52 Matrix: Water

| Parameters | Results | Units | Report Limit | MDL | DF | Prepared | Analyzed | CAS No. | Qual |
|---|---|---|---|---|---|---|---|---|---|
| **VPH NC Water** | Analytical Method: MADEP VPH<br>Pace Analytical Services - Charlotte | | | | | | | | |
| Total VPH (C5-C12) | ND | ug/L | 50.0 | 50.0 | 1 | | 12/28/21 20:40 | | N2 |
| Aliphatic (C05-C08) | ND | ug/L | 50.0 | 50.0 | 1 | | 12/28/21 20:40 | | N2 |
| Aliphatic(C09-C12) Adjusted | ND | ug/L | 50.0 | 50.0 | 1 | | 12/28/21 20:40 | | N2 |
| Aromatic (C09-C10) | ND | ug/L | 50.0 | 50.0 | 1 | | 12/28/21 20:40 | | N2 |
| ***Surrogates*** | | | | | | | | | |
| 4-Bromofluorobenzene (FID) (S) | 94 | % | 70-130 | | 1 | | 12/28/21 20:40 | 460-00-4 | |
| 4-Bromofluorobenzene (PID) (S) | 82 | % | 70-130 | | 1 | | 12/28/21 20:40 | 460-00-4 | |
| **6010 MET ICP** | Analytical Method: EPA 6010D Preparation Method: EPA 3010A<br>Pace Analytical Services - Asheville | | | | | | | | |
| Lead | ND | ug/L | 5.0 | 4.5 | 1 | 12/30/21 15:01 | 01/07/22 18:27 | 7439-92-1 | |
| **6200B MSV** | Analytical Method: SM 6200B<br>Pace Analytical Services - Charlotte | | | | | | | | |
| Benzene | ND | ug/L | 0.50 | 0.34 | 1 | | 12/29/21 15:08 | 71-43-2 | |
| Bromobenzene | ND | ug/L | 0.50 | 0.29 | 1 | | 12/29/21 15:08 | 108-86-1 | |
| Bromochloromethane | ND | ug/L | 0.50 | 0.47 | 1 | | 12/29/21 15:08 | 74-97-5 | |
| Bromodichloromethane | ND | ug/L | 0.50 | 0.31 | 1 | | 12/29/21 15:08 | 75-27-4 | |
| Bromoform | ND | ug/L | 0.50 | 0.34 | 1 | | 12/29/21 15:08 | 75-25-2 | |
| Bromomethane | ND | ug/L | 5.0 | 1.7 | 1 | | 12/29/21 15:08 | 74-83-9 | |
| n-Butylbenzene | ND | ug/L | 0.50 | 0.49 | 1 | | 12/29/21 15:08 | 104-51-8 | |
| sec-Butylbenzene | ND | ug/L | 0.50 | 0.40 | 1 | | 12/29/21 15:08 | 135-98-8 | |
| tert-Butylbenzene | ND | ug/L | 0.50 | 0.32 | 1 | | 12/29/21 15:08 | 98-06-6 | |
| Carbon tetrachloride | ND | ug/L | 0.50 | 0.33 | 1 | | 12/29/21 15:08 | 56-23-5 | |
| Chlorobenzene | ND | ug/L | 0.50 | 0.28 | 1 | | 12/29/21 15:08 | 108-90-7 | |
| Chloroethane | ND | ug/L | 1.0 | 0.65 | 1 | | 12/29/21 15:08 | 75-00-3 | |
| Chloroform | ND | ug/L | 0.50 | 0.35 | 1 | | 12/29/21 15:08 | 67-66-3 | |
| Chloromethane | ND | ug/L | 1.0 | 0.54 | 1 | | 12/29/21 15:08 | 74-87-3 | |
| 2-Chlorotoluene | ND | ug/L | 0.50 | 0.32 | 1 | | 12/29/21 15:08 | 95-49-8 | |
| 4-Chlorotoluene | ND | ug/L | 0.50 | 0.32 | 1 | | 12/29/21 15:08 | 106-43-4 | |
| 1,2-Dibromo-3-chloropropane | ND | ug/L | 1.0 | 0.34 | 1 | | 12/29/21 15:08 | 96-12-8 | |
| Dibromochloromethane | ND | ug/L | 0.50 | 0.36 | 1 | | 12/29/21 15:08 | 124-48-1 | |
| 1,2-Dibromoethane (EDB) | ND | ug/L | 0.50 | 0.27 | 1 | | 12/29/21 15:08 | 106-93-4 | |
| Dibromomethane | ND | ug/L | 0.50 | 0.39 | 1 | | 12/29/21 15:08 | 74-95-3 | |
| 1,2-Dichlorobenzene | ND | ug/L | 0.50 | 0.34 | 1 | | 12/29/21 15:08 | 95-50-1 | |
| 1,3-Dichlorobenzene | ND | ug/L | 0.50 | 0.34 | 1 | | 12/29/21 15:08 | 541-73-1 | |
| 1,4-Dichlorobenzene | ND | ug/L | 0.50 | 0.33 | 1 | | 12/29/21 15:08 | 106-46-7 | |
| Dichlorodifluoromethane | ND | ug/L | 0.50 | 0.35 | 1 | | 12/29/21 15:08 | 75-71-8 | |
| 1,1-Dichloroethane | ND | ug/L | 0.50 | 0.37 | 1 | | 12/29/21 15:08 | 75-34-3 | |
| 1,2-Dichloroethane | ND | ug/L | 0.50 | 0.32 | 1 | | 12/29/21 15:08 | 107-06-2 | |
| 1,1-Dichloroethene | ND | ug/L | 0.50 | 0.35 | 1 | | 12/29/21 15:08 | 75-35-4 | |
| cis-1,2-Dichloroethene | ND | ug/L | 0.50 | 0.38 | 1 | | 12/29/21 15:08 | 156-59-2 | |
| trans-1,2-Dichloroethene | ND | ug/L | 0.50 | 0.40 | 1 | | 12/29/21 15:08 | 156-60-5 | |
| 1,2-Dichloropropane | ND | ug/L | 0.50 | 0.36 | 1 | | 12/29/21 15:08 | 78-87-5 | |
| 1,3-Dichloropropane | ND | ug/L | 0.50 | 0.28 | 1 | | 12/29/21 15:08 | 142-28-9 | |

## REPORT OF LABORATORY ANALYSIS

This report shall not be reproduced, except in full,
without the written consent of Pace Analytical Services, LLC.

**Pace Analytical Services, LLC**
9800 Kincey Ave. Suite 100
Huntersville, NC 28078
(704)875-9092

## ANALYTICAL RESULTS

Project: 2020-LI-2448 INCIDENT
Pace Project No.: 92580062

**Sample: DUP-1** **Lab ID: 92580062001** Collected: 12/28/21 00:00 Received: 12/28/21 11:52 Matrix: Water

| Parameters | Results | Units | Report Limit | MDL | DF | Prepared | Analyzed | CAS No. | Qual |
|---|---|---|---|---|---|---|---|---|---|
| **6200B MSV** | Analytical Method: SM 6200B<br>Pace Analytical Services - Charlotte | | | | | | | | |
| 2,2-Dichloropropane | ND | ug/L | 0.50 | 0.39 | 1 | | 12/29/21 15:08 | 594-20-7 | |
| 1,1-Dichloropropene | ND | ug/L | 0.50 | 0.43 | 1 | | 12/29/21 15:08 | 563-58-6 | |
| cis-1,3-Dichloropropene | ND | ug/L | 0.50 | 0.36 | 1 | | 12/29/21 15:08 | 10061-01-5 | |
| trans-1,3-Dichloropropene | ND | ug/L | 0.50 | 0.36 | 1 | | 12/29/21 15:08 | 10061-02-6 | |
| Diisopropyl ether | ND | ug/L | 0.50 | 0.31 | 1 | | 12/29/21 15:08 | 108-20-3 | |
| Ethanol | ND | ug/L | 200 | 72.2 | 1 | | 12/29/21 15:08 | 64-17-5 | |
| Ethylbenzene | ND | ug/L | 0.50 | 0.30 | 1 | | 12/29/21 15:08 | 100-41-4 | |
| Hexachloro-1,3-butadiene | ND | ug/L | 2.0 | 1.5 | 1 | | 12/29/21 15:08 | 87-68-3 | |
| Isopropylbenzene (Cumene) | ND | ug/L | 0.50 | 0.33 | 1 | | 12/29/21 15:08 | 98-82-8 | |
| Methylene Chloride | ND | ug/L | 2.0 | 2.0 | 1 | | 12/29/21 15:08 | 75-09-2 | |
| Methyl-tert-butyl ether | ND | ug/L | 0.50 | 0.42 | 1 | | 12/29/21 15:08 | 1634-04-4 | |
| Naphthalene | ND | ug/L | 2.0 | 0.64 | 1 | | 12/29/21 15:08 | 91-20-3 | |
| n-Propylbenzene | ND | ug/L | 0.50 | 0.34 | 1 | | 12/29/21 15:08 | 103-65-1 | |
| Styrene | ND | ug/L | 0.50 | 0.29 | 1 | | 12/29/21 15:08 | 100-42-5 | |
| 1,1,1,2-Tetrachloroethane | ND | ug/L | 0.50 | 0.31 | 1 | | 12/29/21 15:08 | 630-20-6 | |
| 1,1,2,2-Tetrachloroethane | ND | ug/L | 0.50 | 0.22 | 1 | | 12/29/21 15:08 | 79-34-5 | |
| Tetrachloroethene | ND | ug/L | 0.50 | 0.29 | 1 | | 12/29/21 15:08 | 127-18-4 | |
| Toluene | ND | ug/L | 0.50 | 0.48 | 1 | | 12/29/21 15:08 | 108-88-3 | |
| 1,2,3-Trichlorobenzene | ND | ug/L | 2.0 | 0.81 | 1 | | 12/29/21 15:08 | 87-61-6 | |
| 1,2,4-Trichlorobenzene | ND | ug/L | 2.0 | 0.64 | 1 | | 12/29/21 15:08 | 120-82-1 | |
| 1,1,1-Trichloroethane | ND | ug/L | 0.50 | 0.33 | 1 | | 12/29/21 15:08 | 71-55-6 | |
| 1,1,2-Trichloroethane | ND | ug/L | 0.50 | 0.32 | 1 | | 12/29/21 15:08 | 79-00-5 | |
| Trichloroethene | ND | ug/L | 0.50 | 0.38 | 1 | | 12/29/21 15:08 | 79-01-6 | |
| Trichlorofluoromethane | ND | ug/L | 1.0 | 0.30 | 1 | | 12/29/21 15:08 | 75-69-4 | |
| 1,2,3-Trichloropropane | ND | ug/L | 0.50 | 0.26 | 1 | | 12/29/21 15:08 | 96-18-4 | |
| 1,2,4-Trimethylbenzene | ND | ug/L | 0.50 | 0.50 | 1 | | 12/29/21 15:08 | 95-63-6 | |
| 1,3,5-Trimethylbenzene | ND | ug/L | 0.50 | 0.33 | 1 | | 12/29/21 15:08 | 108-67-8 | |
| Vinyl chloride | ND | ug/L | 1.0 | 0.39 | 1 | | 12/29/21 15:08 | 75-01-4 | |
| m&p-Xylene | ND | ug/L | 1.0 | 0.71 | 1 | | 12/29/21 15:08 | 179601-23-1 | |
| o-Xylene | ND | ug/L | 0.50 | 0.34 | 1 | | 12/29/21 15:08 | 95-47-6 | |
| ***Surrogates*** | | | | | | | | | |
| 1,2-Dichloroethane-d4 (S) | 87 | % | 70-130 | | 1 | | 12/29/21 15:08 | 17060-07-0 | |
| 4-Bromofluorobenzene (S) | 97 | % | 70-130 | | 1 | | 12/29/21 15:08 | 460-00-4 | |
| Toluene-d8 (S) | 100 | % | 70-130 | | 1 | | 12/29/21 15:08 | 2037-26-5 | |

## REPORT OF LABORATORY ANALYSIS

This report shall not be reproduced, except in full,
without the written consent of Pace Analytical Services, LLC.

**Pace Analytical Services, LLC**
9800 Kincey Ave. Suite 100
Huntersville, NC 28078
(704)875-9092

## ANALYTICAL RESULTS

Project: 2020-LI-2448 INCIDENT
Pace Project No.: 92580062

**Sample: FB-1** **Lab ID: 92580062002** Collected: 12/28/21 00:00 Received: 12/28/21 11:52 Matrix: Water

| Parameters | Results | Units | Report Limit | MDL | DF | Prepared | Analyzed | CAS No. | Qual |
|---|---|---|---|---|---|---|---|---|---|
| **VPH NC Water** | Analytical Method: MADEP VPH<br>Pace Analytical Services - Charlotte | | | | | | | | |
| Total VPH (C5-C12) | ND | ug/L | 50.0 | 50.0 | 1 | | 12/28/21 18:19 | | N2 |
| Aliphatic (C05-C08) | ND | ug/L | 50.0 | 50.0 | 1 | | 12/28/21 18:19 | | N2 |
| Aliphatic(C09-C12) Adjusted | ND | ug/L | 50.0 | 50.0 | 1 | | 12/28/21 18:19 | | N2 |
| Aromatic (C09-C10) | ND | ug/L | 50.0 | 50.0 | 1 | | 12/28/21 18:19 | | N2 |
| ***Surrogates*** | | | | | | | | | |
| 4-Bromofluorobenzene (FID) (S) | 93 | % | 70-130 | | 1 | | 12/28/21 18:19 | 460-00-4 | |
| 4-Bromofluorobenzene (PID) (S) | 82 | % | 70-130 | | 1 | | 12/28/21 18:19 | 460-00-4 | |
| **6010 MET ICP** | Analytical Method: EPA 6010D Preparation Method: EPA 3010A<br>Pace Analytical Services - Asheville | | | | | | | | |
| Lead | ND | ug/L | 5.0 | 4.5 | 1 | 12/30/21 15:01 | 01/07/22 18:30 | 7439-92-1 | |
| **6200B MSV** | Analytical Method: SM 6200B<br>Pace Analytical Services - Charlotte | | | | | | | | |
| Benzene | ND | ug/L | 0.50 | 0.34 | 1 | | 12/29/21 12:44 | 71-43-2 | |
| Bromobenzene | ND | ug/L | 0.50 | 0.29 | 1 | | 12/29/21 12:44 | 108-86-1 | |
| Bromochloromethane | ND | ug/L | 0.50 | 0.47 | 1 | | 12/29/21 12:44 | 74-97-5 | |
| Bromodichloromethane | ND | ug/L | 0.50 | 0.31 | 1 | | 12/29/21 12:44 | 75-27-4 | |
| Bromoform | ND | ug/L | 0.50 | 0.34 | 1 | | 12/29/21 12:44 | 75-25-2 | |
| Bromomethane | ND | ug/L | 5.0 | 1.7 | 1 | | 12/29/21 12:44 | 74-83-9 | |
| n-Butylbenzene | ND | ug/L | 0.50 | 0.49 | 1 | | 12/29/21 12:44 | 104-51-8 | |
| sec-Butylbenzene | ND | ug/L | 0.50 | 0.40 | 1 | | 12/29/21 12:44 | 135-98-8 | |
| tert-Butylbenzene | ND | ug/L | 0.50 | 0.32 | 1 | | 12/29/21 12:44 | 98-06-6 | |
| Carbon tetrachloride | ND | ug/L | 0.50 | 0.33 | 1 | | 12/29/21 12:44 | 56-23-5 | |
| Chlorobenzene | ND | ug/L | 0.50 | 0.28 | 1 | | 12/29/21 12:44 | 108-90-7 | |
| Chloroethane | ND | ug/L | 1.0 | 0.65 | 1 | | 12/29/21 12:44 | 75-00-3 | |
| Chloroform | ND | ug/L | 0.50 | 0.35 | 1 | | 12/29/21 12:44 | 67-66-3 | |
| Chloromethane | ND | ug/L | 1.0 | 0.54 | 1 | | 12/29/21 12:44 | 74-87-3 | |
| 2-Chlorotoluene | ND | ug/L | 0.50 | 0.32 | 1 | | 12/29/21 12:44 | 95-49-8 | |
| 4-Chlorotoluene | ND | ug/L | 0.50 | 0.32 | 1 | | 12/29/21 12:44 | 106-43-4 | |
| 1,2-Dibromo-3-chloropropane | ND | ug/L | 1.0 | 0.34 | 1 | | 12/29/21 12:44 | 96-12-8 | |
| Dibromochloromethane | ND | ug/L | 0.50 | 0.36 | 1 | | 12/29/21 12:44 | 124-48-1 | |
| 1,2-Dibromoethane (EDB) | ND | ug/L | 0.50 | 0.27 | 1 | | 12/29/21 12:44 | 106-93-4 | |
| Dibromomethane | ND | ug/L | 0.50 | 0.39 | 1 | | 12/29/21 12:44 | 74-95-3 | |
| 1,2-Dichlorobenzene | ND | ug/L | 0.50 | 0.34 | 1 | | 12/29/21 12:44 | 95-50-1 | |
| 1,3-Dichlorobenzene | ND | ug/L | 0.50 | 0.34 | 1 | | 12/29/21 12:44 | 541-73-1 | |
| 1,4-Dichlorobenzene | ND | ug/L | 0.50 | 0.33 | 1 | | 12/29/21 12:44 | 106-46-7 | |
| Dichlorodifluoromethane | ND | ug/L | 0.50 | 0.35 | 1 | | 12/29/21 12:44 | 75-71-8 | |
| 1,1-Dichloroethane | ND | ug/L | 0.50 | 0.37 | 1 | | 12/29/21 12:44 | 75-34-3 | |
| 1,2-Dichloroethane | ND | ug/L | 0.50 | 0.32 | 1 | | 12/29/21 12:44 | 107-06-2 | |
| 1,1-Dichloroethene | ND | ug/L | 0.50 | 0.35 | 1 | | 12/29/21 12:44 | 75-35-4 | |
| cis-1,2-Dichloroethene | ND | ug/L | 0.50 | 0.38 | 1 | | 12/29/21 12:44 | 156-59-2 | |
| trans-1,2-Dichloroethene | ND | ug/L | 0.50 | 0.40 | 1 | | 12/29/21 12:44 | 156-60-5 | |
| 1,2-Dichloropropane | ND | ug/L | 0.50 | 0.36 | 1 | | 12/29/21 12:44 | 78-87-5 | |
| 1,3-Dichloropropane | ND | ug/L | 0.50 | 0.28 | 1 | | 12/29/21 12:44 | 142-28-9 | |

## REPORT OF LABORATORY ANALYSIS

This report shall not be reproduced, except in full,
without the written consent of Pace Analytical Services, LLC.

**Pace Analytical Services, LLC**
9800 Kincey Ave. Suite 100
Huntersville, NC 28078
(704)875-9092

## ANALYTICAL RESULTS

Project: 2020-LI-2448 INCIDENT
Pace Project No.: 92580062

**Sample: FB-1** **Lab ID: 92580062002** Collected: 12/28/21 00:00 Received: 12/28/21 11:52 Matrix: Water

| Parameters | Results | Units | Report Limit | MDL | DF | Prepared | Analyzed | CAS No. | Qual |
|---|---|---|---|---|---|---|---|---|---|
| **6200B MSV** | Analytical Method: SM 6200B<br>Pace Analytical Services - Charlotte | | | | | | | | |
| 2,2-Dichloropropane | ND | ug/L | 0.50 | 0.39 | 1 | | 12/29/21 12:44 | 594-20-7 | |
| 1,1-Dichloropropene | ND | ug/L | 0.50 | 0.43 | 1 | | 12/29/21 12:44 | 563-58-6 | |
| cis-1,3-Dichloropropene | ND | ug/L | 0.50 | 0.36 | 1 | | 12/29/21 12:44 | 10061-01-5 | |
| trans-1,3-Dichloropropene | ND | ug/L | 0.50 | 0.36 | 1 | | 12/29/21 12:44 | 10061-02-6 | |
| Diisopropyl ether | ND | ug/L | 0.50 | 0.31 | 1 | | 12/29/21 12:44 | 108-20-3 | |
| Ethanol | ND | ug/L | 200 | 72.2 | 1 | | 12/29/21 12:44 | 64-17-5 | |
| Ethylbenzene | ND | ug/L | 0.50 | 0.30 | 1 | | 12/29/21 12:44 | 100-41-4 | |
| Hexachloro-1,3-butadiene | ND | ug/L | 2.0 | 1.5 | 1 | | 12/29/21 12:44 | 87-68-3 | |
| Isopropylbenzene (Cumene) | ND | ug/L | 0.50 | 0.33 | 1 | | 12/29/21 12:44 | 98-82-8 | |
| Methylene Chloride | ND | ug/L | 2.0 | 2.0 | 1 | | 12/29/21 12:44 | 75-09-2 | |
| Methyl-tert-butyl ether | ND | ug/L | 0.50 | 0.42 | 1 | | 12/29/21 12:44 | 1634-04-4 | |
| Naphthalene | ND | ug/L | 2.0 | 0.64 | 1 | | 12/29/21 12:44 | 91-20-3 | |
| n-Propylbenzene | ND | ug/L | 0.50 | 0.34 | 1 | | 12/29/21 12:44 | 103-65-1 | |
| Styrene | ND | ug/L | 0.50 | 0.29 | 1 | | 12/29/21 12:44 | 100-42-5 | |
| 1,1,1,2-Tetrachloroethane | ND | ug/L | 0.50 | 0.31 | 1 | | 12/29/21 12:44 | 630-20-6 | |
| 1,1,2,2-Tetrachloroethane | ND | ug/L | 0.50 | 0.22 | 1 | | 12/29/21 12:44 | 79-34-5 | |
| Tetrachloroethene | ND | ug/L | 0.50 | 0.29 | 1 | | 12/29/21 12:44 | 127-18-4 | |
| Toluene | ND | ug/L | 0.50 | 0.48 | 1 | | 12/29/21 12:44 | 108-88-3 | |
| 1,2,3-Trichlorobenzene | ND | ug/L | 2.0 | 0.81 | 1 | | 12/29/21 12:44 | 87-61-6 | |
| 1,2,4-Trichlorobenzene | ND | ug/L | 2.0 | 0.64 | 1 | | 12/29/21 12:44 | 120-82-1 | |
| 1,1,1-Trichloroethane | ND | ug/L | 0.50 | 0.33 | 1 | | 12/29/21 12:44 | 71-55-6 | |
| 1,1,2-Trichloroethane | ND | ug/L | 0.50 | 0.32 | 1 | | 12/29/21 12:44 | 79-00-5 | |
| Trichloroethene | ND | ug/L | 0.50 | 0.38 | 1 | | 12/29/21 12:44 | 79-01-6 | |
| Trichlorofluoromethane | ND | ug/L | 1.0 | 0.30 | 1 | | 12/29/21 12:44 | 75-69-4 | |
| 1,2,3-Trichloropropane | ND | ug/L | 0.50 | 0.26 | 1 | | 12/29/21 12:44 | 96-18-4 | |
| 1,2,4-Trimethylbenzene | ND | ug/L | 0.50 | 0.50 | 1 | | 12/29/21 12:44 | 95-63-6 | |
| 1,3,5-Trimethylbenzene | ND | ug/L | 0.50 | 0.33 | 1 | | 12/29/21 12:44 | 108-67-8 | |
| Vinyl chloride | ND | ug/L | 1.0 | 0.39 | 1 | | 12/29/21 12:44 | 75-01-4 | |
| m&p-Xylene | ND | ug/L | 1.0 | 0.71 | 1 | | 12/29/21 12:44 | 179601-23-1 | |
| o-Xylene | ND | ug/L | 0.50 | 0.34 | 1 | | 12/29/21 12:44 | 95-47-6 | |
| ***Surrogates*** | | | | | | | | | |
| 1,2-Dichloroethane-d4 (S) | 94 | % | 70-130 | | 1 | | 12/29/21 12:44 | 17060-07-0 | |
| 4-Bromofluorobenzene (S) | 97 | % | 70-130 | | 1 | | 12/29/21 12:44 | 460-00-4 | |
| Toluene-d8 (S) | 101 | % | 70-130 | | 1 | | 12/29/21 12:44 | 2037-26-5 | |

## REPORT OF LABORATORY ANALYSIS

This report shall not be reproduced, except in full,
without the written consent of Pace Analytical Services, LLC.

**Pace Analytical Services, LLC**
9800 Kincey Ave. Suite 100
Huntersville, NC 28078
(704)875-9092

## ANALYTICAL RESULTS

Project: 2020-LI-2448 INCIDENT
Pace Project No.: 92580062

**Sample: TRIP BLANK** **Lab ID: 92580062003** Collected: 12/28/21 00:00 Received: 12/28/21 11:52 Matrix: Water

| Parameters | Results | Units | Report Limit | MDL | DF | Prepared | Analyzed | CAS No. | Qual |
|---|---|---|---|---|---|---|---|---|---|
| **6200B MSV** | Analytical Method: SM 6200B<br>Pace Analytical Services - Charlotte | | | | | | | | |
| Benzene | ND | ug/L | 0.50 | 0.34 | 1 | | 12/29/21 13:02 | 71-43-2 | |
| Bromobenzene | ND | ug/L | 0.50 | 0.29 | 1 | | 12/29/21 13:02 | 108-86-1 | |
| Bromochloromethane | ND | ug/L | 0.50 | 0.47 | 1 | | 12/29/21 13:02 | 74-97-5 | |
| Bromodichloromethane | ND | ug/L | 0.50 | 0.31 | 1 | | 12/29/21 13:02 | 75-27-4 | |
| Bromoform | ND | ug/L | 0.50 | 0.34 | 1 | | 12/29/21 13:02 | 75-25-2 | |
| Bromomethane | ND | ug/L | 5.0 | 1.7 | 1 | | 12/29/21 13:02 | 74-83-9 | |
| n-Butylbenzene | ND | ug/L | 0.50 | 0.49 | 1 | | 12/29/21 13:02 | 104-51-8 | |
| sec-Butylbenzene | ND | ug/L | 0.50 | 0.40 | 1 | | 12/29/21 13:02 | 135-98-8 | |
| tert-Butylbenzene | ND | ug/L | 0.50 | 0.32 | 1 | | 12/29/21 13:02 | 98-06-6 | |
| Carbon tetrachloride | ND | ug/L | 0.50 | 0.33 | 1 | | 12/29/21 13:02 | 56-23-5 | |
| Chlorobenzene | ND | ug/L | 0.50 | 0.28 | 1 | | 12/29/21 13:02 | 108-90-7 | |
| Chloroethane | ND | ug/L | 1.0 | 0.65 | 1 | | 12/29/21 13:02 | 75-00-3 | |
| Chloroform | ND | ug/L | 0.50 | 0.35 | 1 | | 12/29/21 13:02 | 67-66-3 | |
| Chloromethane | ND | ug/L | 1.0 | 0.54 | 1 | | 12/29/21 13:02 | 74-87-3 | |
| 2-Chlorotoluene | ND | ug/L | 0.50 | 0.32 | 1 | | 12/29/21 13:02 | 95-49-8 | |
| 4-Chlorotoluene | ND | ug/L | 0.50 | 0.32 | 1 | | 12/29/21 13:02 | 106-43-4 | |
| 1,2-Dibromo-3-chloropropane | ND | ug/L | 1.0 | 0.34 | 1 | | 12/29/21 13:02 | 96-12-8 | |
| Dibromochloromethane | ND | ug/L | 0.50 | 0.36 | 1 | | 12/29/21 13:02 | 124-48-1 | |
| 1,2-Dibromoethane (EDB) | ND | ug/L | 0.50 | 0.27 | 1 | | 12/29/21 13:02 | 106-93-4 | |
| Dibromomethane | ND | ug/L | 0.50 | 0.39 | 1 | | 12/29/21 13:02 | 74-95-3 | |
| 1,2-Dichlorobenzene | ND | ug/L | 0.50 | 0.34 | 1 | | 12/29/21 13:02 | 95-50-1 | |
| 1,3-Dichlorobenzene | ND | ug/L | 0.50 | 0.34 | 1 | | 12/29/21 13:02 | 541-73-1 | |
| 1,4-Dichlorobenzene | ND | ug/L | 0.50 | 0.33 | 1 | | 12/29/21 13:02 | 106-46-7 | |
| Dichlorodifluoromethane | ND | ug/L | 0.50 | 0.35 | 1 | | 12/29/21 13:02 | 75-71-8 | |
| 1,1-Dichloroethane | ND | ug/L | 0.50 | 0.37 | 1 | | 12/29/21 13:02 | 75-34-3 | |
| 1,2-Dichloroethane | ND | ug/L | 0.50 | 0.32 | 1 | | 12/29/21 13:02 | 107-06-2 | |
| 1,1-Dichloroethene | ND | ug/L | 0.50 | 0.35 | 1 | | 12/29/21 13:02 | 75-35-4 | |
| cis-1,2-Dichloroethene | ND | ug/L | 0.50 | 0.38 | 1 | | 12/29/21 13:02 | 156-59-2 | |
| trans-1,2-Dichloroethene | ND | ug/L | 0.50 | 0.40 | 1 | | 12/29/21 13:02 | 156-60-5 | |
| 1,2-Dichloropropane | ND | ug/L | 0.50 | 0.36 | 1 | | 12/29/21 13:02 | 78-87-5 | |
| 1,3-Dichloropropane | ND | ug/L | 0.50 | 0.28 | 1 | | 12/29/21 13:02 | 142-28-9 | |
| 2,2-Dichloropropane | ND | ug/L | 0.50 | 0.39 | 1 | | 12/29/21 13:02 | 594-20-7 | |
| 1,1-Dichloropropene | ND | ug/L | 0.50 | 0.43 | 1 | | 12/29/21 13:02 | 563-58-6 | |
| cis-1,3-Dichloropropene | ND | ug/L | 0.50 | 0.36 | 1 | | 12/29/21 13:02 | 10061-01-5 | |
| trans-1,3-Dichloropropene | ND | ug/L | 0.50 | 0.36 | 1 | | 12/29/21 13:02 | 10061-02-6 | |
| Diisopropyl ether | ND | ug/L | 0.50 | 0.31 | 1 | | 12/29/21 13:02 | 108-20-3 | |
| Ethanol | ND | ug/L | 200 | 72.2 | 1 | | 12/29/21 13:02 | 64-17-5 | |
| Ethylbenzene | ND | ug/L | 0.50 | 0.30 | 1 | | 12/29/21 13:02 | 100-41-4 | |
| Hexachloro-1,3-butadiene | ND | ug/L | 2.0 | 1.5 | 1 | | 12/29/21 13:02 | 87-68-3 | |
| Isopropylbenzene (Cumene) | ND | ug/L | 0.50 | 0.33 | 1 | | 12/29/21 13:02 | 98-82-8 | |
| Methylene Chloride | ND | ug/L | 2.0 | 2.0 | 1 | | 12/29/21 13:02 | 75-09-2 | |
| Methyl-tert-butyl ether | ND | ug/L | 0.50 | 0.42 | 1 | | 12/29/21 13:02 | 1634-04-4 | |
| Naphthalene | ND | ug/L | 2.0 | 0.64 | 1 | | 12/29/21 13:02 | 91-20-3 | |
| n-Propylbenzene | ND | ug/L | 0.50 | 0.34 | 1 | | 12/29/21 13:02 | 103-65-1 | |
| Styrene | ND | ug/L | 0.50 | 0.29 | 1 | | 12/29/21 13:02 | 100-42-5 | |

## REPORT OF LABORATORY ANALYSIS

This report shall not be reproduced, except in full,
without the written consent of Pace Analytical Services, LLC.

**Pace Analytical Services, LLC**
9800 Kincey Ave. Suite 100
Huntersville, NC 28078
(704)875-9092

## ANALYTICAL RESULTS

Project: 2020-LI-2448 INCIDENT
Pace Project No.: 92580062

**Sample: TRIP BLANK** **Lab ID: 92580062003** Collected: 12/28/21 00:00 Received: 12/28/21 11:52 Matrix: Water

| Parameters | Results | Units | Report Limit | MDL | DF | Prepared | Analyzed | CAS No. | Qual |
|---|---|---|---|---|---|---|---|---|---|
| **6200B MSV** | Analytical Method: SM 6200B<br>Pace Analytical Services - Charlotte | | | | | | | | |
| 1,1,1,2-Tetrachloroethane | ND | ug/L | 0.50 | 0.31 | 1 | | 12/29/21 13:02 | 630-20-6 | |
| 1,1,2,2-Tetrachloroethane | ND | ug/L | 0.50 | 0.22 | 1 | | 12/29/21 13:02 | 79-34-5 | |
| Tetrachloroethene | ND | ug/L | 0.50 | 0.29 | 1 | | 12/29/21 13:02 | 127-18-4 | |
| Toluene | ND | ug/L | 0.50 | 0.48 | 1 | | 12/29/21 13:02 | 108-88-3 | |
| 1,2,3-Trichlorobenzene | ND | ug/L | 2.0 | 0.81 | 1 | | 12/29/21 13:02 | 87-61-6 | |
| 1,2,4-Trichlorobenzene | ND | ug/L | 2.0 | 0.64 | 1 | | 12/29/21 13:02 | 120-82-1 | |
| 1,1,1-Trichloroethane | ND | ug/L | 0.50 | 0.33 | 1 | | 12/29/21 13:02 | 71-55-6 | |
| 1,1,2-Trichloroethane | ND | ug/L | 0.50 | 0.32 | 1 | | 12/29/21 13:02 | 79-00-5 | |
| Trichloroethene | ND | ug/L | 0.50 | 0.38 | 1 | | 12/29/21 13:02 | 79-01-6 | |
| Trichlorofluoromethane | ND | ug/L | 1.0 | 0.30 | 1 | | 12/29/21 13:02 | 75-69-4 | |
| 1,2,3-Trichloropropane | ND | ug/L | 0.50 | 0.26 | 1 | | 12/29/21 13:02 | 96-18-4 | |
| 1,2,4-Trimethylbenzene | ND | ug/L | 0.50 | 0.50 | 1 | | 12/29/21 13:02 | 95-63-6 | |
| 1,3,5-Trimethylbenzene | ND | ug/L | 0.50 | 0.33 | 1 | | 12/29/21 13:02 | 108-67-8 | |
| Vinyl chloride | ND | ug/L | 1.0 | 0.39 | 1 | | 12/29/21 13:02 | 75-01-4 | |
| m&p-Xylene | ND | ug/L | 1.0 | 0.71 | 1 | | 12/29/21 13:02 | 179601-23-1 | |
| o-Xylene | ND | ug/L | 0.50 | 0.34 | 1 | | 12/29/21 13:02 | 95-47-6 | |
| ***Surrogates*** | | | | | | | | | |
| 1,2-Dichloroethane-d4 (S) | 98 | % | 70-130 | | 1 | | 12/29/21 13:02 | 17060-07-0 | |
| 4-Bromofluorobenzene (S) | 95 | % | 70-130 | | 1 | | 12/29/21 13:02 | 460-00-4 | |
| Toluene-d8 (S) | 102 | % | 70-130 | | 1 | | 12/29/21 13:02 | 2037-26-5 | |

## REPORT OF LABORATORY ANALYSIS

This report shall not be reproduced, except in full,
without the written consent of Pace Analytical Services, LLC.

**Pace Analytical Services, LLC**
9800 Kincey Ave. Suite 100
Huntersville, NC 28078
(704)875-9092

## QUALITY CONTROL DATA

Project: 2020-LI-2448 INCIDENT
Pace Project No.: 92580062

QC Batch: 668794
QC Batch Method: MADEP VPH
Analysis Method: MADEP VPH
Analysis Description: VPH NC Water
Laboratory: Pace Analytical Services - Charlotte
Associated Lab Samples: 92580062001, 92580062002

METHOD BLANK: 3502811 Matrix: Water
Associated Lab Samples: 92580062001, 92580062002

| Parameter | Units | Blank Result | Reporting Limit | MDL | Analyzed | Qualifiers |
|---|---|---|---|---|---|---|
| Aliphatic (C05-C08) | ug/L | ND | 50.0 | 50.0 | 12/28/21 17:22 | N2 |
| Aromatic (C09-C10) | ug/L | ND | 50.0 | 50.0 | 12/28/21 17:22 | N2 |
| 4-Bromofluorobenzene (FID) (S) | % | 95 | 70-130 | | 12/28/21 17:22 | |
| 4-Bromofluorobenzene (PID) (S) | % | 84 | 70-130 | | 12/28/21 17:22 | |

LABORATORY CONTROL SAMPLE & LCSD: 3502812 3502813

| Parameter | Units | Spike Conc. | LCS Result | LCSD Result | LCS % Rec | LCSD % Rec | % Rec Limits | RPD | Max RPD | Qualifiers |
|---|---|---|---|---|---|---|---|---|---|---|
| Aliphatic (C05-C08) | ug/L | 300 | 310 | 300 | 103 | 100 | 70-130 | 3 | 25 | N2 |
| Aromatic (C09-C10) | ug/L | 100 | 98.4 | 100 | 98 | 100 | 70-130 | 2 | 25 | N2 |
| 4-Bromofluorobenzene (FID) (S) | % | | | | 97 | 94 | 70-130 | | | |
| 4-Bromofluorobenzene (PID) (S) | % | | | | 86 | 81 | 70-130 | | | |

**Results presented on this page are in the units indicated by the "Units" column except where an alternate unit is presented to the right of the result.**

## REPORT OF LABORATORY ANALYSIS

This report shall not be reproduced, except in full,
without the written consent of Pace Analytical Services, LLC.

**Pace Analytical Services, LLC**
9800 Kincey Ave. Suite 100
Huntersville, NC 28078
(704)875-9092

## QUALITY CONTROL DATA

Project: 2020-LI-2448 INCIDENT
Pace Project No.: 92580062

QC Batch: 668894
QC Batch Method: EPA 3010A
Analysis Method: EPA 6010D
Analysis Description: 6010 MET
Laboratory: Pace Analytical Services - Asheville
Associated Lab Samples: 92580062001, 92580062002

METHOD BLANK: 3503161 Matrix: Water
Associated Lab Samples: 92580062001, 92580062002

| Parameter | Units | Blank Result | Reporting Limit | MDL | Analyzed | Qualifiers |
|---|---|---|---|---|---|---|
| Lead | ug/L | ND | 5.0 | 4.5 | 01/07/22 17:10 | |

LABORATORY CONTROL SAMPLE: 3503162

| Parameter | Units | Spike Conc. | LCS Result | LCS % Rec | % Rec Limits | Qualifiers |
|---|---|---|---|---|---|---|
| Lead | ug/L | 500 | 516 | 103 | 80-120 | |

MATRIX SPIKE & MATRIX SPIKE DUPLICATE: 3503163 3503164

| Parameter | Units | 92578300001 Result | MS Spike Conc. | MSD Spike Conc. | MS Result | MSD Result | MS % Rec | MSD % Rec | % Rec Limits | RPD | Max RPD | Qual |
|---|---|---|---|---|---|---|---|---|---|---|---|---|
| Lead | ug/L | 8.4 | 500 | 500 | 501 | 506 | 99 | 99 | 75-125 | 1 | 20 | |

**Results presented on this page are in the units indicated by the "Units" column except where an alternate unit is presented to the right of the result.**

## REPORT OF LABORATORY ANALYSIS

This report shall not be reproduced, except in full,
without the written consent of Pace Analytical Services, LLC.

Pace Analytical Services, LLC
9800 Kincey Ave. Suite 100
Huntersville, NC 28078
(704)875-9092

## QUALITY CONTROL DATA

Project: 2020-LI-2448 INCIDENT
Pace Project No.: 92580062

QC Batch: 668911
QC Batch Method: SM 6200B
Analysis Method: SM 6200B
Analysis Description: 6200B MSV
Laboratory: Pace Analytical Services - Charlotte
Associated Lab Samples: 92580062001, 92580062002, 92580062003

METHOD BLANK: 3503199 Matrix: Water
Associated Lab Samples: 92580062001, 92580062002, 92580062003

| Parameter | Units | Blank Result | Reporting Limit | MDL | Analyzed | Qualifiers |
|---|---|---|---|---|---|---|
| 1,1,1,2-Tetrachloroethane | ug/L | ND | 0.50 | 0.31 | 12/29/21 10:56 | |
| 1,1,1-Trichloroethane | ug/L | ND | 0.50 | 0.33 | 12/29/21 10:56 | |
| 1,1,2,2-Tetrachloroethane | ug/L | ND | 0.50 | 0.22 | 12/29/21 10:56 | |
| 1,1,2-Trichloroethane | ug/L | ND | 0.50 | 0.32 | 12/29/21 10:56 | |
| 1,1-Dichloroethane | ug/L | ND | 0.50 | 0.37 | 12/29/21 10:56 | |
| 1,1-Dichloroethene | ug/L | ND | 0.50 | 0.35 | 12/29/21 10:56 | |
| 1,1-Dichloropropene | ug/L | ND | 0.50 | 0.43 | 12/29/21 10:56 | |
| 1,2,3-Trichlorobenzene | ug/L | ND | 2.0 | 0.81 | 12/29/21 10:56 | |
| 1,2,3-Trichloropropane | ug/L | ND | 0.50 | 0.26 | 12/29/21 10:56 | |
| 1,2,4-Trichlorobenzene | ug/L | ND | 2.0 | 0.64 | 12/29/21 10:56 | |
| 1,2,4-Trimethylbenzene | ug/L | ND | 0.50 | 0.50 | 12/29/21 10:56 | |
| 1,2-Dibromo-3-chloropropane | ug/L | ND | 1.0 | 0.34 | 12/29/21 10:56 | |
| 1,2-Dibromoethane (EDB) | ug/L | ND | 0.50 | 0.27 | 12/29/21 10:56 | |
| 1,2-Dichlorobenzene | ug/L | ND | 0.50 | 0.34 | 12/29/21 10:56 | |
| 1,2-Dichloroethane | ug/L | ND | 0.50 | 0.32 | 12/29/21 10:56 | |
| 1,2-Dichloropropane | ug/L | ND | 0.50 | 0.36 | 12/29/21 10:56 | |
| 1,3,5-Trimethylbenzene | ug/L | ND | 0.50 | 0.33 | 12/29/21 10:56 | |
| 1,3-Dichlorobenzene | ug/L | ND | 0.50 | 0.34 | 12/29/21 10:56 | |
| 1,3-Dichloropropane | ug/L | ND | 0.50 | 0.28 | 12/29/21 10:56 | |
| 1,4-Dichlorobenzene | ug/L | ND | 0.50 | 0.33 | 12/29/21 10:56 | |
| 2,2-Dichloropropane | ug/L | ND | 0.50 | 0.39 | 12/29/21 10:56 | |
| 2-Chlorotoluene | ug/L | ND | 0.50 | 0.32 | 12/29/21 10:56 | |
| 4-Chlorotoluene | ug/L | ND | 0.50 | 0.32 | 12/29/21 10:56 | |
| Benzene | ug/L | ND | 0.50 | 0.34 | 12/29/21 10:56 | |
| Bromobenzene | ug/L | ND | 0.50 | 0.29 | 12/29/21 10:56 | |
| Bromochloromethane | ug/L | ND | 0.50 | 0.47 | 12/29/21 10:56 | |
| Bromodichloromethane | ug/L | ND | 0.50 | 0.31 | 12/29/21 10:56 | |
| Bromoform | ug/L | ND | 0.50 | 0.34 | 12/29/21 10:56 | |
| Bromomethane | ug/L | ND | 5.0 | 1.7 | 12/29/21 10:56 | |
| Carbon tetrachloride | ug/L | ND | 0.50 | 0.33 | 12/29/21 10:56 | |
| Chlorobenzene | ug/L | ND | 0.50 | 0.28 | 12/29/21 10:56 | |
| Chloroethane | ug/L | ND | 1.0 | 0.65 | 12/29/21 10:56 | |
| Chloroform | ug/L | ND | 0.50 | 0.35 | 12/29/21 10:56 | |
| Chloromethane | ug/L | ND | 1.0 | 0.54 | 12/29/21 10:56 | |
| cis-1,2-Dichloroethene | ug/L | ND | 0.50 | 0.38 | 12/29/21 10:56 | |
| cis-1,3-Dichloropropene | ug/L | ND | 0.50 | 0.36 | 12/29/21 10:56 | |
| Dibromochloromethane | ug/L | ND | 0.50 | 0.36 | 12/29/21 10:56 | |
| Dibromomethane | ug/L | ND | 0.50 | 0.39 | 12/29/21 10:56 | |
| Dichlorodifluoromethane | ug/L | ND | 0.50 | 0.35 | 12/29/21 10:56 | |
| Diisopropyl ether | ug/L | ND | 0.50 | 0.31 | 12/29/21 10:56 | |

**Results presented on this page are in the units indicated by the "Units" column except where an alternate unit is presented to the right of the result.**

## REPORT OF LABORATORY ANALYSIS

This report shall not be reproduced, except in full,
without the written consent of Pace Analytical Services, LLC.

Pace Analytical Services, LLC
9800 Kincey Ave. Suite 100
Huntersville, NC 28078
(704)875-9092

## QUALITY CONTROL DATA

Project: 2020-LI-2448 INCIDENT
Pace Project No.: 92580062

METHOD BLANK: 3503199 Matrix: Water
Associated Lab Samples: 92580062001, 92580062002, 92580062003

| Parameter | Units | Blank Result | Reporting Limit | MDL | Analyzed | Qualifiers |
|---|---|---|---|---|---|---|
| Ethanol | ug/L | ND | 200 | 72.2 | 12/29/21 10:56 | |
| Ethylbenzene | ug/L | ND | 0.50 | 0.30 | 12/29/21 10:56 | |
| Hexachloro-1,3-butadiene | ug/L | ND | 2.0 | 1.5 | 12/29/21 10:56 | |
| Isopropylbenzene (Cumene) | ug/L | ND | 0.50 | 0.33 | 12/29/21 10:56 | |
| m&p-Xylene | ug/L | ND | 1.0 | 0.71 | 12/29/21 10:56 | |
| Methyl-tert-butyl ether | ug/L | ND | 0.50 | 0.42 | 12/29/21 10:56 | |
| Methylene Chloride | ug/L | ND | 2.0 | 2.0 | 12/29/21 10:56 | |
| n-Butylbenzene | ug/L | ND | 0.50 | 0.49 | 12/29/21 10:56 | |
| n-Propylbenzene | ug/L | ND | 0.50 | 0.34 | 12/29/21 10:56 | |
| Naphthalene | ug/L | ND | 2.0 | 0.64 | 12/29/21 10:56 | |
| o-Xylene | ug/L | ND | 0.50 | 0.34 | 12/29/21 10:56 | |
| sec-Butylbenzene | ug/L | ND | 0.50 | 0.40 | 12/29/21 10:56 | |
| Styrene | ug/L | ND | 0.50 | 0.29 | 12/29/21 10:56 | |
| tert-Butylbenzene | ug/L | ND | 0.50 | 0.32 | 12/29/21 10:56 | |
| Tetrachloroethene | ug/L | ND | 0.50 | 0.29 | 12/29/21 10:56 | |
| Toluene | ug/L | ND | 0.50 | 0.48 | 12/29/21 10:56 | |
| trans-1,2-Dichloroethene | ug/L | ND | 0.50 | 0.40 | 12/29/21 10:56 | |
| trans-1,3-Dichloropropene | ug/L | ND | 0.50 | 0.36 | 12/29/21 10:56 | |
| Trichloroethene | ug/L | ND | 0.50 | 0.38 | 12/29/21 10:56 | |
| Trichlorofluoromethane | ug/L | ND | 1.0 | 0.30 | 12/29/21 10:56 | |
| Vinyl chloride | ug/L | ND | 1.0 | 0.39 | 12/29/21 10:56 | |
| 1,2-Dichloroethane-d4 (S) | % | 95 | 70-130 | | 12/29/21 10:56 | |
| 4-Bromofluorobenzene (S) | % | 97 | 70-130 | | 12/29/21 10:56 | |
| Toluene-d8 (S) | % | 101 | 70-130 | | 12/29/21 10:56 | |

LABORATORY CONTROL SAMPLE: 3503200

| Parameter | Units | Spike Conc. | LCS Result | LCS % Rec | % Rec Limits | Qualifiers |
|---|---|---|---|---|---|---|
| 1,1,1,2-Tetrachloroethane | ug/L | 50 | 51.2 | 102 | 60-140 | |
| 1,1,1-Trichloroethane | ug/L | 50 | 47.1 | 94 | 60-140 | |
| 1,1,2,2-Tetrachloroethane | ug/L | 50 | 51.1 | 102 | 60-140 | |
| 1,1,2-Trichloroethane | ug/L | 50 | 56.4 | 113 | 60-140 | |
| 1,1-Dichloroethane | ug/L | 50 | 52.9 | 106 | 60-140 | |
| 1,1-Dichloroethene | ug/L | 50 | 52.1 | 104 | 60-140 | |
| 1,1-Dichloropropene | ug/L | 50 | 48.8 | 98 | 60-140 | |
| 1,2,3-Trichlorobenzene | ug/L | 50 | 53.5 | 107 | 60-140 | |
| 1,2,3-Trichloropropane | ug/L | 50 | 47.0 | 94 | 60-140 | |
| 1,2,4-Trichlorobenzene | ug/L | 50 | 55.1 | 110 | 60-140 | |
| 1,2,4-Trimethylbenzene | ug/L | 50 | 54.5 | 109 | 60-140 | |
| 1,2-Dibromo-3-chloropropane | ug/L | 50 | 45.7 | 91 | 60-140 | |
| 1,2-Dibromoethane (EDB) | ug/L | 50 | 53.1 | 106 | 60-140 | |
| 1,2-Dichlorobenzene | ug/L | 50 | 55.0 | 110 | 60-140 | |
| 1,2-Dichloroethane | ug/L | 50 | 46.7 | 93 | 60-140 | |
| 1,2-Dichloropropane | ug/L | 50 | 53.1 | 106 | 60-140 | |

**Results presented on this page are in the units indicated by the "Units" column except where an alternate unit is presented to the right of the result.**

## REPORT OF LABORATORY ANALYSIS

This report shall not be reproduced, except in full,
without the written consent of Pace Analytical Services, LLC.

Pace Analytical Services, LLC
9800 Kincey Ave. Suite 100
Huntersville, NC 28078
(704)875-9092

## QUALITY CONTROL DATA

Project: 2020-LI-2448 INCIDENT
Pace Project No.: 92580062

LABORATORY CONTROL SAMPLE: 3503200

| Parameter | Units | Spike Conc. | LCS Result | LCS % Rec | % Rec Limits | Qualifiers |
|---|---|---|---|---|---|---|
| 1,3,5-Trimethylbenzene | ug/L | 50 | 55.8 | 112 | 60-140 | |
| 1,3-Dichlorobenzene | ug/L | 50 | 54.6 | 109 | 60-140 | |
| 1,3-Dichloropropane | ug/L | 50 | 52.0 | 104 | 60-140 | |
| 1,4-Dichlorobenzene | ug/L | 50 | 54.3 | 109 | 60-140 | |
| 2,2-Dichloropropane | ug/L | 50 | 51.9 | 104 | 60-140 | |
| 2-Chlorotoluene | ug/L | 50 | 55.7 | 111 | 60-140 | |
| 4-Chlorotoluene | ug/L | 50 | 52.7 | 105 | 60-140 | |
| Benzene | ug/L | 50 | 54.6 | 109 | 60-140 | |
| Bromobenzene | ug/L | 50 | 53.2 | 106 | 60-140 | |
| Bromochloromethane | ug/L | 50 | 55.9 | 112 | 60-140 | |
| Bromodichloromethane | ug/L | 50 | 51.4 | 103 | 60-140 | |
| Bromoform | ug/L | 50 | 51.5 | 103 | 60-140 | |
| Bromomethane | ug/L | 50 | 50.2 | 100 | 60-140 | |
| Carbon tetrachloride | ug/L | 50 | 47.8 | 96 | 60-140 | |
| Chlorobenzene | ug/L | 50 | 55.2 | 110 | 60-140 | |
| Chloroethane | ug/L | 50 | 42.1 | 84 | 60-140 | |
| Chloroform | ug/L | 50 | 52.0 | 104 | 60-140 | |
| Chloromethane | ug/L | 50 | 47.5 | 95 | 60-140 | |
| cis-1,2-Dichloroethene | ug/L | 50 | 49.0 | 98 | 60-140 | |
| cis-1,3-Dichloropropene | ug/L | 50 | 52.2 | 104 | 60-140 | |
| Dibromochloromethane | ug/L | 50 | 54.0 | 108 | 60-140 | |
| Dibromomethane | ug/L | 50 | 56.0 | 112 | 60-140 | |
| Dichlorodifluoromethane | ug/L | 50 | 43.0 | 86 | 60-140 | |
| Diisopropyl ether | ug/L | 50 | 47.3 | 95 | 60-140 | |
| Ethanol | ug/L | 2000 | 1850 | 93 | 60-140 | |
| Ethylbenzene | ug/L | 50 | 54.6 | 109 | 60-140 | |
| Hexachloro-1,3-butadiene | ug/L | 50 | 48.9 | 98 | 60-140 | |
| Isopropylbenzene (Cumene) | ug/L | 50 | 58.2 | 116 | 60-140 | |
| m&p-Xylene | ug/L | 100 | 111 | 111 | 60-140 | |
| Methyl-tert-butyl ether | ug/L | 50 | 51.1 | 102 | 60-140 | |
| Methylene Chloride | ug/L | 50 | 50.3 | 101 | 60-140 | |
| n-Butylbenzene | ug/L | 50 | 54.7 | 109 | 60-140 | |
| n-Propylbenzene | ug/L | 50 | 55.2 | 110 | 60-140 | |
| Naphthalene | ug/L | 50 | 49.4 | 99 | 60-140 | |
| o-Xylene | ug/L | 50 | 55.8 | 112 | 60-140 | |
| sec-Butylbenzene | ug/L | 50 | 54.3 | 109 | 60-140 | |
| Styrene | ug/L | 50 | 53.7 | 107 | 60-140 | |
| tert-Butylbenzene | ug/L | 50 | 46.2 | 92 | 60-140 | |
| Tetrachloroethene | ug/L | 50 | 49.8 | 100 | 60-140 | |
| Toluene | ug/L | 50 | 55.5 | 111 | 60-140 | |
| trans-1,2-Dichloroethene | ug/L | 50 | 53.6 | 107 | 60-140 | |
| trans-1,3-Dichloropropene | ug/L | 50 | 53.2 | 106 | 60-140 | |
| Trichloroethene | ug/L | 50 | 55.3 | 111 | 60-140 | |
| Trichlorofluoromethane | ug/L | 50 | 41.6 | 83 | 60-140 | |
| Vinyl chloride | ug/L | 50 | 53.3 | 107 | 60-140 | |
| 1,2-Dichloroethane-d4 (S) | % | | | 90 | 70-130 | |
| 4-Bromofluorobenzene (S) | % | | | 99 | 70-130 | |

**Results presented on this page are in the units indicated by the "Units" column except where an alternate unit is presented to the right of the result.**

## REPORT OF LABORATORY ANALYSIS

This report shall not be reproduced, except in full,
without the written consent of Pace Analytical Services, LLC.

**Pace Analytical Services, LLC**
9800 Kincey Ave. Suite 100
Huntersville, NC 28078
(704)875-9092

## QUALITY CONTROL DATA

Project: 2020-LI-2448 INCIDENT
Pace Project No.: 92580062

LABORATORY CONTROL SAMPLE: 3503200

| Parameter | Units | Spike Conc. | LCS Result | LCS % Rec | % Rec Limits | Qualifiers |
|---|---|---|---|---|---|---|
| Toluene-d8 (S) | % | | | 102 | 70-130 | |

MATRIX SPIKE & MATRIX SPIKE DUPLICATE: 3503201 3503202

| Parameter | Units | 92580059001 Result | MS Spike Conc. | MSD Spike Conc. | MS Result | MSD Result | MS % Rec | MSD % Rec | % Rec Limits | RPD | Max RPD | Qual |
|---|---|---|---|---|---|---|---|---|---|---|---|---|
| 1,1,1,2-Tetrachloroethane | ug/L | ND | 20 | 20 | 19.4 | 22.1 | 97 | 111 | 60-140 | 13 | 30 | |
| 1,1,1-Trichloroethane | ug/L | ND | 20 | 20 | 17.9 | 20.8 | 89 | 104 | 60-140 | 15 | 30 | |
| 1,1,2,2-Tetrachloroethane | ug/L | ND | 20 | 20 | 20.0 | 23.2 | 100 | 116 | 60-140 | 15 | 30 | |
| 1,1,2-Trichloroethane | ug/L | ND | 20 | 20 | 22.1 | 25.3 | 110 | 127 | 60-140 | 14 | 30 | |
| 1,1-Dichloroethane | ug/L | ND | 20 | 20 | 20.7 | 24.1 | 103 | 120 | 60-140 | 15 | 30 | |
| 1,1-Dichloroethene | ug/L | ND | 20 | 20 | 19.6 | 23.2 | 98 | 116 | 60-140 | 17 | 30 | |
| 1,1-Dichloropropene | ug/L | ND | 20 | 20 | 19.2 | 22.5 | 96 | 113 | 60-140 | 16 | 30 | |
| 1,2,3-Trichlorobenzene | ug/L | ND | 20 | 20 | 22.0 | 24.7 | 110 | 123 | 60-140 | 11 | 30 | |
| 1,2,3-Trichloropropane | ug/L | ND | 20 | 20 | 18.6 | 20.7 | 93 | 103 | 60-140 | 11 | 30 | |
| 1,2,4-Trichlorobenzene | ug/L | ND | 20 | 20 | 22.7 | 25.8 | 114 | 129 | 60-140 | 13 | 30 | |
| 1,2,4-Trimethylbenzene | ug/L | ND | 20 | 20 | 21.3 | 24.3 | 107 | 122 | 60-140 | 13 | 30 | |
| 1,2-Dibromo-3-chloropropane | ug/L | ND | 20 | 20 | 17.7 | 20.1 | 88 | 100 | 60-140 | 13 | 30 | |
| 1,2-Dibromoethane (EDB) | ug/L | ND | 20 | 20 | 20.4 | 24.3 | 102 | 121 | 60-140 | 17 | 30 | |
| 1,2-Dichlorobenzene | ug/L | ND | 20 | 20 | 21.1 | 24.0 | 105 | 120 | 60-140 | 13 | 30 | |
| 1,2-Dichloroethane | ug/L | ND | 20 | 20 | 18.2 | 19.8 | 91 | 99 | 60-140 | 9 | 30 | |
| 1,2-Dichloropropane | ug/L | ND | 20 | 20 | 20.4 | 23.4 | 102 | 117 | 60-140 | 14 | 30 | |
| 1,3,5-Trimethylbenzene | ug/L | ND | 20 | 20 | 21.4 | 25.0 | 107 | 125 | 60-140 | 16 | 30 | |
| 1,3-Dichlorobenzene | ug/L | ND | 20 | 20 | 20.7 | 24.3 | 104 | 122 | 60-140 | 16 | 30 | |
| 1,3-Dichloropropane | ug/L | ND | 20 | 20 | 20.4 | 23.7 | 102 | 119 | 60-140 | 15 | 30 | |
| 1,4-Dichlorobenzene | ug/L | ND | 20 | 20 | 21.0 | 24.3 | 105 | 122 | 60-140 | 15 | 30 | |
| 2,2-Dichloropropane | ug/L | ND | 20 | 20 | 19.4 | 22.4 | 97 | 112 | 60-140 | 14 | 30 | |
| 2-Chlorotoluene | ug/L | ND | 20 | 20 | 21.5 | 24.2 | 107 | 121 | 60-140 | 12 | 30 | |
| 4-Chlorotoluene | ug/L | ND | 20 | 20 | 20.4 | 23.1 | 102 | 116 | 60-140 | 12 | 30 | |
| Benzene | ug/L | ND | 20 | 20 | 21.3 | 24.6 | 107 | 123 | 60-140 | 14 | 30 | |
| Bromobenzene | ug/L | ND | 20 | 20 | 20.9 | 24.3 | 105 | 121 | 60-140 | 15 | 30 | |
| Bromochloromethane | ug/L | ND | 20 | 20 | 22.2 | 24.7 | 111 | 123 | 60-140 | 11 | 30 | |
| Bromodichloromethane | ug/L | ND | 20 | 20 | 18.8 | 21.4 | 94 | 107 | 60-140 | 13 | 30 | |
| Bromoform | ug/L | ND | 20 | 20 | 18.2 | 21.0 | 91 | 105 | 60-140 | 14 | 30 | |
| Bromomethane | ug/L | ND | 20 | 20 | 17.1 | 19.1 | 85 | 96 | 60-140 | 12 | 30 | |
| Carbon tetrachloride | ug/L | ND | 20 | 20 | 17.0 | 20.6 | 85 | 103 | 60-140 | 19 | 30 | |
| Chlorobenzene | ug/L | ND | 20 | 20 | 21.5 | 24.9 | 108 | 124 | 60-140 | 14 | 30 | |
| Chloroethane | ug/L | ND | 20 | 20 | 21.5 | 24.4 | 107 | 122 | 60-140 | 13 | 30 | |
| Chloroform | ug/L | ND | 20 | 20 | 20.6 | 23.4 | 103 | 117 | 60-140 | 13 | 30 | |
| Chloromethane | ug/L | ND | 20 | 20 | 17.8 | 20.9 | 89 | 104 | 60-140 | 16 | 30 | |
| cis-1,2-Dichloroethene | ug/L | ND | 20 | 20 | 19.2 | 22.4 | 96 | 112 | 60-140 | 16 | 30 | |
| cis-1,3-Dichloropropene | ug/L | ND | 20 | 20 | 19.2 | 22.0 | 96 | 110 | 60-140 | 14 | 30 | |
| Dibromochloromethane | ug/L | ND | 20 | 20 | 19.7 | 22.8 | 99 | 114 | 60-140 | 15 | 30 | |
| Dibromomethane | ug/L | ND | 20 | 20 | 21.8 | 25.1 | 109 | 126 | 60-140 | 14 | 30 | |

**Results presented on this page are in the units indicated by the "Units" column except where an alternate unit is presented to the right of the result.**

## REPORT OF LABORATORY ANALYSIS

This report shall not be reproduced, except in full,
without the written consent of Pace Analytical Services, LLC.

**Pace Analytical Services, LLC**
9800 Kincey Ave. Suite 100
Huntersville, NC 28078
(704)875-9092

## QUALITY CONTROL DATA

Project: 2020-LI-2448 INCIDENT
Pace Project No.: 92580062

MATRIX SPIKE & MATRIX SPIKE DUPLICATE: 3503201 3503202

| Parameter | Units | 92580059001 Result | MS Spike Conc. | MSD Spike Conc. | MS Result | MSD Result | MS % Rec | MSD % Rec | % Rec Limits | RPD | Max RPD | Qual |
|---|---|---|---|---|---|---|---|---|---|---|---|---|
| Dichlorodifluoromethane | ug/L | ND | 20 | 20 | 13.3 | 17.6 | 66 | 88 | 60-140 | 28 | 30 | |
| Diisopropyl ether | ug/L | ND | 20 | 20 | 17.7 | 20.8 | 88 | 104 | 60-140 | 16 | 30 | |
| Ethanol | ug/L | ND | 800 | 800 | 711 | 858 | 89 | 107 | 60-140 | 19 | 30 | |
| Ethylbenzene | ug/L | ND | 20 | 20 | 21.0 | 24.6 | 105 | 123 | 60-140 | 15 | 30 | |
| Hexachloro-1,3-butadiene | ug/L | ND | 20 | 20 | 18.8 | 21.9 | 94 | 109 | 60-140 | 15 | 30 | |
| Isopropylbenzene (Cumene) | ug/L | ND | 20 | 20 | 21.9 | 26.0 | 109 | 130 | 60-140 | 17 | 30 | |
| m&p-Xylene | ug/L | ND | 40 | 40 | 42.1 | 49.1 | 105 | 123 | 60-140 | 15 | 30 | |
| Methyl-tert-butyl ether | ug/L | ND | 20 | 20 | 19.9 | 23.0 | 100 | 115 | 60-140 | 14 | 30 | |
| Methylene Chloride | ug/L | ND | 20 | 20 | 17.6 | 20.6 | 88 | 103 | 60-140 | 16 | 30 | |
| n-Butylbenzene | ug/L | ND | 20 | 20 | 20.8 | 24.4 | 104 | 122 | 60-140 | 16 | 30 | |
| n-Propylbenzene | ug/L | ND | 20 | 20 | 20.9 | 24.9 | 105 | 125 | 60-140 | 18 | 30 | |
| Naphthalene | ug/L | ND | 20 | 20 | 20.0 | 22.9 | 100 | 115 | 60-140 | 14 | 30 | |
| o-Xylene | ug/L | ND | 20 | 20 | 21.2 | 24.3 | 106 | 121 | 60-140 | 13 | 30 | |
| sec-Butylbenzene | ug/L | ND | 20 | 20 | 21.3 | 25.0 | 107 | 125 | 60-140 | 16 | 30 | |
| Styrene | ug/L | ND | 20 | 20 | 20.4 | 23.0 | 102 | 115 | 60-140 | 12 | 30 | |
| tert-Butylbenzene | ug/L | ND | 20 | 20 | 18.5 | 21.0 | 92 | 105 | 60-140 | 13 | 30 | |
| Tetrachloroethene | ug/L | ND | 20 | 20 | 18.9 | 22.2 | 94 | 111 | 60-140 | 16 | 30 | |
| Toluene | ug/L | ND | 20 | 20 | 21.5 | 24.7 | 107 | 123 | 60-140 | 14 | 30 | |
| trans-1,2-Dichloroethene | ug/L | ND | 20 | 20 | 20.7 | 24.7 | 103 | 123 | 60-140 | 18 | 30 | |
| trans-1,3-Dichloropropene | ug/L | ND | 20 | 20 | 19.3 | 21.8 | 96 | 109 | 60-140 | 12 | 30 | |
| Trichloroethene | ug/L | ND | 20 | 20 | 21.0 | 24.5 | 105 | 123 | 60-140 | 16 | 30 | |
| Trichlorofluoromethane | ug/L | ND | 20 | 20 | 15.2 | 19.4 | 76 | 97 | 60-140 | 24 | 30 | |
| Vinyl chloride | ug/L | ND | 20 | 20 | 20.4 | 24.6 | 102 | 123 | 60-140 | 18 | 30 | |
| 1,2-Dichloroethane-d4 (S) | % | | | | | | 87 | 87 | 70-130 | | | |
| 4-Bromofluorobenzene (S) | % | | | | | | 98 | 96 | 70-130 | | | |
| Toluene-d8 (S) | % | | | | | | 101 | 99 | 70-130 | | | |

**Results presented on this page are in the units indicated by the "Units" column except where an alternate unit is presented to the right of the result.**

## REPORT OF LABORATORY ANALYSIS

This report shall not be reproduced, except in full,
without the written consent of Pace Analytical Services, LLC.

**Pace Analytical Services, LLC**
9800 Kincey Ave. Suite 100
Huntersville, NC 28078
(704)875-9092

# QUALIFIERS

Project: 2020-LI-2448 INCIDENT
Pace Project No.: 92580062

## DEFINITIONS

DF - Dilution Factor, if reported, represents the factor applied to the reported data due to dilution of the sample aliquot.

ND - Not Detected at or above adjusted reporting limit.

TNTC - Too Numerous To Count

J - Estimated concentration above the adjusted method detection limit and below the adjusted reporting limit.

MDL - Adjusted Method Detection Limit.

PQL - Practical Quantitation Limit.

RL - Reporting Limit - The lowest concentration value that meets project requirements for quantitative data with known precision and bias for a specific analyte in a specific matrix.

S - Surrogate

1,2-Diphenylhydrazine decomposes to and cannot be separated from Azobenzene using Method 8270. The result for each analyte is a combined concentration.

Consistent with EPA guidelines, unrounded data are displayed and have been used to calculate % recovery and RPD values.

LCS(D) - Laboratory Control Sample (Duplicate)

MS(D) - Matrix Spike (Duplicate)

DUP - Sample Duplicate

RPD - Relative Percent Difference

NC - Not Calculable.

SG - Silica Gel - Clean-Up

U - Indicates the compound was analyzed for, but not detected.

Acid preservation may not be appropriate for 2 Chloroethylvinyl ether.

A separate vial preserved to a pH of 4-5 is recommended in SW846 Chapter 4 for the analysis of Acrolein and Acrylonitrile by EPA Method 8260.

N-Nitrosodiphenylamine decomposes and cannot be separated from Diphenylamine using Method 8270. The result reported for each analyte is a combined concentration.

Reported results are not rounded until the final step prior to reporting. Therefore, calculated parameters that are typically reported as "Total" may vary slightly from the sum of the reported component parameters.

Pace Analytical is TNI accredited. Contact your Pace PM for the current list of accredited analytes.

TNI - The NELAC Institute.

## ANALYTE QUALIFIERS

| | |
|---|---|
| N2 | The lab does not hold NELAC/TNI accreditation for this parameter but other accreditations/certifications may apply. A complete list of accreditations/certifications is available upon request. |



This report shall not be reproduced, except in full,
without the written consent of Pace Analytical Services, LLC.

**Pace Analytical Services, LLC**
9800 Kincey Ave. Suite 100
Huntersville, NC 28078
(704)875-9092

## QUALITY CONTROL DATA CROSS REFERENCE TABLE

Project: 2020-LI-2448 INCIDENT
Pace Project No.: 92580062

| Lab ID | Sample ID | QC Batch Method | QC Batch | Analytical Method | Analytical Batch |
|---|---|---|---|---|---|
| **92580062001** | **DUP-1** | MADEP VPH | 668794 | | |
| **92580062002** | **FB-1** | MADEP VPH | 668794 | | |
| **92580062001** | **DUP-1** | EPA 3010A | 668894 | EPA 6010D | 669318 |
| **92580062002** | **FB-1** | EPA 3010A | 668894 | EPA 6010D | 669318 |
| **92580062001** | **DUP-1** | SM 6200B | 668911 | | |
| **92580062002** | **FB-1** | SM 6200B | 668911 | | |
| **92580062003** | **TRIP BLANK** | SM 6200B | 668911 | | |



This report shall not be reproduced, except in full,
without the written consent of Pace Analytical Services, LLC.

# CHAIN-OF-CUSTODY Analytical Request Document

Pace Analytical

Chain-of-Custody is a LEGAL DOCUMENT - Complete all relevent fields

**WO# : 92580062**

92580062

ist Pace Workorder Number or
re

**AB USE ONLY**

| | |
|---|---|
| Company: Apex Companies | Billing Information: |
| Address: | |
| Report To: Andrew Street | Email To: andrew.street@apexcos.com |
| Copy To: | Site Collection Info/Address: |
| Customer Project Name/Number: 2020-LI-2448 | State: NC / Huntersville County/City: Time Zone Collected: [ ]PT [ ]MT [ ]CT [ ]ET |
| Phone: Email: | Site/Facility ID #: Compliance Monitoring? [ ] Yes [ ] No |
| Collected By (print): Matt Teixeira | Purchase Order #: Quote #: DW PWS ID #: DW Location Code: |
| Collected By (signature): Matt T. | Turnaround Date Required: ASAP Immediately Packed on Ice: [ ] Yes [ ] No |
| Sample Disposal: [ ] Dispose as appropriate [ ] Return [ ] Archive: [ ] Hold: | Rush: [ ] Same Day [ ] Next Day [ ] 2 Day [ ] 3 Day [ ] 4 Day [ ] 5 Day (Expedite Charges Apply) Field Filtered (if applicable): [ ] Yes [ ] No Analysis: |

** Preservative Types: (1) nitric acid, (2) sulfuric acid, (3) hydrochloric acid, (4) sodium hydroxide, (5) zinc acetate, (6) methanol, (7) sodium bisulfate, (8) sodium thiosulfate, (9) hexane, (A) ascorbic acid, (B) ammonium sulfate, (C) ammonium hydroxide, (D) TSP, (U) Unpreserved, (O) Other _____

* Matrix Codes (Insert in Matrix box below): Drinking Water (DW), Ground Water (GW), Wastewater (WW), Product (P), Soil/Solid (SL), Oil (OL), Wipe (WP), Air (AR), Tissue (TS), Bioassay (B), Vapor (V), Other (OT)

| Customer Sample ID | Matrix * | Comp / Grab | Collected (or Composite Start) Date | Collected (or Composite Start) Time | Composite End Date | Composite End Time | Res Cl | # of Ctns | Analyses: VOCs 6200B | MADEP VPH | Lead | Lab Profile/Line: Lab Sample # / Comments: |
|---|---|---|---|---|---|---|---|---|---|---|---|---|
| Dup-1 | DW | G | 12-28-21 | | | | | 8 | X | X | X | 001 |
| FB-1 | DW | G | 12-28-21 | | | | | 8 | X | X | X | 002 |
| Trip Blank | OT | — | 12-28-21 | | | | | 2 | X | | | 003 |
| | | | | | | | | | | | | |
| | | | | | | | | | | | | |
| | | | | | | | | | | | | |
| | | | | | | | | | | | | |
| | | | | | | | | | | | | |
| | | | | | | | | | | | | |
| | | | | | | | | | | | | |

Lab Sample Receipt Checklist:

| | |
|---|---|
| Custody Seals Present/Intact | Y (N) NA |
| Custody Signatures Present | Y (N) NA |
| Collector Signature Present | Y (N) NA |
| Bottles Intact | Y (N) NA |
| Correct Bottles | Y (N) NA |
| Sufficient Volume | Y (N) NA |
| Samples Received on Ice | Y (N) NA |
| VOA - Headspace Acceptable | Y (N) NA |
| USDA Regulated Soils | Y (N) NA |
| Samples in Holding Time | Y (N) NA |
| Residual Chlorine Present | Y (N) NA |
| Cl Strips: | |
| Sample pH Acceptable | (Y) N NA |
| pH Strips: 2286 1aV | |
| Sulfide Present | Y (N) NA |
| Lead Acetate Strips: | |

LAB USE ONLY:

| | | | | | | | | | | | |

| Pace Analytical® | Document Name: Bottle Identification Form (BIF) | Document Issued: November 15, 2021 Page 1 of 1 |
|---|---|---|
| | Document No.: F-CAR-CS-043-Rev.01 | Issuing Authority: Pace Carolinas Quality Office |

***Check mark top half of box if pH and/or dechlorination is verified and within the acceptance range for preservation samples.**

Exceptions: VOA, Coliform, TOC, Oil and Grease, DRO/8015 (water) DOC, LLHg

****Bottom half of box is to list number of bottles**

Project # **WO# : 92580062**

PM: AMB Due Date: 01/05/22

CLIENT: 92-APEX MOOR

| Matrix | Item# | BP4U-125 mL Plastic Unpreserved (N/A) (Cl-) | BP3U-250 mL Plastic Unpreserved (N/A) | BP2U-500 mL Plastic Unpreserved (N/A) | BP1U-1 liter Plastic Unpreserved (N/A) | BP4S-125 mL Plastic H2SO4 (pH < 2) (Cl-) | BP3N-250 mL plastic HNO3 (pH < 2) | BP4Z-125 mL Plastic ZN Acetate & NaOH (>9) | BP4B-125 mL Plastic NaOH (pH > 12) (Cl-) | WGFU-Wide-mouthed Glass jar Unpreserved | AG1U-1 liter Amber Unpreserved (N/A) (Cl-) | AG1H-1 liter Amber HCl (pH < 2) | AG3U-250 mL Amber Unpreserved (N/A) (Cl-) | AG1S-1 liter Amber H2SO4 (pH < 2) | AG3S-250 mL Amber H2SO4 (pH < 2) | AG3A(DG3A)-250 mL Amber NH4Cl (N/A)(Cl-) | DG9H-40 mL VOA HCl (N/A) | VG9T-40 mL VOA Na2S2O3 (N/A) | VG9U-40 mL VOA Unpreserved (N/A) | DG9P-40 mL VOA H3PO4 (N/A) | VOAK (3 vials per kit)-5035 kit (N/A) | V/GK (3 vials per kit)-VPH/Gas kit (N/A) | SP5T-125 mL Sterile Plastic (N/A – lab) | SP2T-250 mL Sterile Plastic (N/A – lab) | | BP3A-250 mL Plastic (NH2)2SO4 (9.3-9.7) | AG0U-100 mL Amber Unpreserved vials (N/A) | VSGU-20 mL Scintillation vials (N/A) | DG9U-40 mL Amber Unpreserved vials (N/A) |
|---|---|---|---|---|---|---|---|---|---|---|---|---|---|---|---|---|---|---|---|---|---|---|---|---|---|---|---|---|---|
| | 1 | | | | | | 1 ✓ | | | | | | | | | | 7 | | | | | | | | | | | | |
| | 2 | | | | | | 1 ✓ | | | | | | | | | | 1 | | | | | | | | | | | | |
| | 3 | | | | | | | | | | | | | | | | 2 | | | | | | | | | | | | |
| | 4 | | | | | | | | | | | | | | | | | | | | | | | | | | | | |
| | 5 | | | | | | | | | | | | | | | | | | | | | | | | | | | | |
| | 6 | | | | | | | | | | | | | | | | | | | | | | | | | | | | |
| | 7 | | | | | | | | | | | | | | | | | | | | | | | | | | | | |
| | 8 | | | | | | | | | | | | | | | | | | | | | | | | | | | | |
| | 9 | | | | | | | | | | | | | | | | | | | | | | | | | | | | |
| | 10 | | | | | | | | | | | | | | | | | | | | | | | | | | | | |
| | 11 | | | | | | | | | | | | | | | | | | | | | | | | | | | | |
| | 12 | | | | | | | | | | | | | | | | | | | | | | | | | | | | |

## pH Adjustment Log for Preserved Samples

| Sample ID | Type of Preservative | pH upon receipt | Date preservation adjusted | Time preservation adjusted | Amount of Preservative added | Lot # |
|---|---|---|---|---|---|---|
| | | | | | | |
| | | | | | | |
| | | | | | | |

Note: Whenever there is a discrepancy affecting North Carolina compliance samples, a copy of this form will be sent to the North Carolina DEHNR Certification Office (i.e. Out of hold, incorrect preservative, out of temp, incorrect containers.

**Pace Analytical Services, LLC**
9800 Kincey Ave. Suite 100
Huntersville, NC 28078
(704)875-9092

January 11, 2022

Andrew Street
Apex Companies - NC
5900 Northwoods Business Pkwy
Suite 5900-0
Charlotte, NC 28269

RE: Project: 2020-L1-2448 INCIDENT
Pace Project No.: 92580063

Dear Andrew Street:

Enclosed are the analytical results for sample(s) received by the laboratory on December 28, 2021. The results relate only to the samples included in this report. Results reported herein conform to the applicable TNI/NELAC Standards and the laboratory's Quality Manual, where applicable, unless otherwise noted in the body of the report.

The test results provided in this final report were generated by each of the following laboratories within the Pace Network:

- Pace Analytical Services - Asheville
- Pace Analytical Services - Charlotte

If you have any questions concerning this report, please feel free to contact me.

Sincerely,

Angela M. Baioni

Angela Baioni
angela.baioni@pacelabs.com
(704)875-9092
Project Manager

Enclosures

cc: J Culbreath, Colonial Pipeline Company
Naomi Fretz, APEX Companies, LLC
Robert Hughes, Colonial Pipeline
Cameron Lee, Montrose-EPS
Jamie Moran, APEX Companies, LLC
Jeff Morrison, Colonial Pipeline Company
Tom Naumann, APEX Companies - NC
Joe Nicolette, Montrose-EPS
Kaitlyn Nootens, Apex Companies
Christopher Schultz, Apex Companies
Matt Teixeira, Apex Companies, LLC
Michael Verdon, Colonial Pipeline Company
JM Wyatt, Colonial Pipeline Company

**REPORT OF LABORATORY ANALYSIS**

This report shall not be reproduced, except in full,
without the written consent of Pace Analytical Services, LLC.

**Pace Analytical Services, LLC**
9800 Kincey Ave.  Suite 100
Huntersville, NC 28078
(704)875-9092

## CERTIFICATIONS

Project: 2020-L1-2448 INCIDENT
Pace Project No.: 92580063

**Pace Analytical Services Charlotte**

South Carolina Laboratory ID: 99006
9800 Kincey Ave. Ste 100, Huntersville, NC 28078
North Carolina Drinking Water Certification #: 37706
North Carolina Field Services Certification #: 5342
North Carolina Wastewater Certification #: 12
South Carolina Laboratory ID: 99006
South Carolina Certification #: 99006001
South Carolina Drinking Water Cert. #: 99006003
Florida/NELAP Certification #: E87627
Kentucky UST Certification #: 84
Louisiana DoH Drinking Water #: LA029
Virginia/VELAP Certification #: 460221

**Pace Analytical Services Asheville**

2225 Riverside Drive, Asheville, NC  28804
Florida/NELAP Certification #: E87648
North Carolina Drinking Water Certification #: 37712
North Carolina Wastewater Certification #: 40
South Carolina Laboratory ID: 99030
South Carolina Certification #: 99030001
Virginia/VELAP Certification #: 460222



This report shall not be reproduced, except in full,
without the written consent of Pace Analytical Services, LLC.

**Pace Analytical Services, LLC**
9800 Kincey Ave. Suite 100
Huntersville, NC 28078
(704)875-9092

## SAMPLE SUMMARY

Project: 2020-L1-2448 INCIDENT
Pace Project No.: 92580063

| Lab ID | Sample ID | Matrix | Date Collected | Date Received |
|---|---|---|---|---|
| **92580063001** | **13800_HC_RD** | Water | 12/28/21 09:35 | 12/28/21 11:52 |



This report shall not be reproduced, except in full,
without the written consent of Pace Analytical Services, LLC.

**Pace Analytical Services, LLC**
9800 Kincey Ave. Suite 100
Huntersville, NC 28078
(704)875-9092

## SAMPLE ANALYTE COUNT

Project: 2020-L1-2448 INCIDENT
Pace Project No.: 92580063

| Lab ID | Sample ID | Method | Analysts | Analytes Reported | Laboratory |
|---|---|---|---|---|---|
| **92580063001** | **13800_HC_RD** | MADEP VPH | MAD | 6 | PASI-C |
| | | EPA 6010D | DS | 1 | PASI-A |
| | | SM 6200B | SAS | 64 | PASI-C |

PASI-A = Pace Analytical Services - Asheville
PASI-C = Pace Analytical Services - Charlotte



This report shall not be reproduced, except in full,
without the written consent of Pace Analytical Services, LLC.

**Pace Analytical Services, LLC**
9800 Kincey Ave. Suite 100
Huntersville, NC 28078
(704)875-9092

## ANALYTICAL RESULTS

Project: 2020-L1-2448 INCIDENT
Pace Project No.: 92580063

**Sample: 13800_HC_RD** **Lab ID: 92580063001** Collected: 12/28/21 09:35 Received: 12/28/21 11:52 Matrix: Water

| Parameters | Results | Units | Report Limit | MDL | DF | Prepared | Analyzed | CAS No. | Qual |
|---|---|---|---|---|---|---|---|---|---|
| **VPH NC Water** | Analytical Method: MADEP VPH<br>Pace Analytical Services - Charlotte | | | | | | | | |
| Total VPH (C5-C12) | ND | ug/L | 50.0 | 50.0 | 1 | | 12/28/21 19:43 | | N2 |
| Aliphatic (C05-C08) | ND | ug/L | 50.0 | 50.0 | 1 | | 12/28/21 19:43 | | N2 |
| Aliphatic(C09-C12) Adjusted | ND | ug/L | 50.0 | 50.0 | 1 | | 12/28/21 19:43 | | N2 |
| Aromatic (C09-C10) | ND | ug/L | 50.0 | 50.0 | 1 | | 12/28/21 19:43 | | N2 |
| ***Surrogates*** | | | | | | | | | |
| 4-Bromofluorobenzene (FID) (S) | 95 | % | 70-130 | | 1 | | 12/28/21 19:43 | 460-00-4 | |
| 4-Bromofluorobenzene (PID) (S) | 83 | % | 70-130 | | 1 | | 12/28/21 19:43 | 460-00-4 | |
| **6010 MET ICP** | Analytical Method: EPA 6010D Preparation Method: EPA 3010A<br>Pace Analytical Services - Asheville | | | | | | | | |
| Lead | **8.0** | ug/L | 5.0 | 4.5 | 1 | 12/30/21 15:01 | 01/07/22 18:33 | 7439-92-1 | |
| **6200B MSV** | Analytical Method: SM 6200B<br>Pace Analytical Services - Charlotte | | | | | | | | |
| Benzene | ND | ug/L | 0.50 | 0.34 | 1 | | 12/29/21 14:14 | 71-43-2 | |
| Bromobenzene | ND | ug/L | 0.50 | 0.29 | 1 | | 12/29/21 14:14 | 108-86-1 | |
| Bromochloromethane | ND | ug/L | 0.50 | 0.47 | 1 | | 12/29/21 14:14 | 74-97-5 | |
| Bromodichloromethane | ND | ug/L | 0.50 | 0.31 | 1 | | 12/29/21 14:14 | 75-27-4 | |
| Bromoform | ND | ug/L | 0.50 | 0.34 | 1 | | 12/29/21 14:14 | 75-25-2 | |
| Bromomethane | ND | ug/L | 5.0 | 1.7 | 1 | | 12/29/21 14:14 | 74-83-9 | |
| n-Butylbenzene | ND | ug/L | 0.50 | 0.49 | 1 | | 12/29/21 14:14 | 104-51-8 | |
| sec-Butylbenzene | ND | ug/L | 0.50 | 0.40 | 1 | | 12/29/21 14:14 | 135-98-8 | |
| tert-Butylbenzene | ND | ug/L | 0.50 | 0.32 | 1 | | 12/29/21 14:14 | 98-06-6 | |
| Carbon tetrachloride | ND | ug/L | 0.50 | 0.33 | 1 | | 12/29/21 14:14 | 56-23-5 | |
| Chlorobenzene | ND | ug/L | 0.50 | 0.28 | 1 | | 12/29/21 14:14 | 108-90-7 | |
| Chloroethane | ND | ug/L | 1.0 | 0.65 | 1 | | 12/29/21 14:14 | 75-00-3 | |
| Chloroform | ND | ug/L | 0.50 | 0.35 | 1 | | 12/29/21 14:14 | 67-66-3 | |
| Chloromethane | ND | ug/L | 1.0 | 0.54 | 1 | | 12/29/21 14:14 | 74-87-3 | |
| 2-Chlorotoluene | ND | ug/L | 0.50 | 0.32 | 1 | | 12/29/21 14:14 | 95-49-8 | |
| 4-Chlorotoluene | ND | ug/L | 0.50 | 0.32 | 1 | | 12/29/21 14:14 | 106-43-4 | |
| 1,2-Dibromo-3-chloropropane | ND | ug/L | 1.0 | 0.34 | 1 | | 12/29/21 14:14 | 96-12-8 | |
| Dibromochloromethane | ND | ug/L | 0.50 | 0.36 | 1 | | 12/29/21 14:14 | 124-48-1 | |
| 1,2-Dibromoethane (EDB) | ND | ug/L | 0.50 | 0.27 | 1 | | 12/29/21 14:14 | 106-93-4 | |
| Dibromomethane | ND | ug/L | 0.50 | 0.39 | 1 | | 12/29/21 14:14 | 74-95-3 | |
| 1,2-Dichlorobenzene | ND | ug/L | 0.50 | 0.34 | 1 | | 12/29/21 14:14 | 95-50-1 | |
| 1,3-Dichlorobenzene | ND | ug/L | 0.50 | 0.34 | 1 | | 12/29/21 14:14 | 541-73-1 | |
| 1,4-Dichlorobenzene | ND | ug/L | 0.50 | 0.33 | 1 | | 12/29/21 14:14 | 106-46-7 | |
| Dichlorodifluoromethane | ND | ug/L | 0.50 | 0.35 | 1 | | 12/29/21 14:14 | 75-71-8 | |
| 1,1-Dichloroethane | ND | ug/L | 0.50 | 0.37 | 1 | | 12/29/21 14:14 | 75-34-3 | |
| 1,2-Dichloroethane | ND | ug/L | 0.50 | 0.32 | 1 | | 12/29/21 14:14 | 107-06-2 | |
| 1,1-Dichloroethene | ND | ug/L | 0.50 | 0.35 | 1 | | 12/29/21 14:14 | 75-35-4 | |
| cis-1,2-Dichloroethene | ND | ug/L | 0.50 | 0.38 | 1 | | 12/29/21 14:14 | 156-59-2 | |
| trans-1,2-Dichloroethene | ND | ug/L | 0.50 | 0.40 | 1 | | 12/29/21 14:14 | 156-60-5 | |
| 1,2-Dichloropropane | ND | ug/L | 0.50 | 0.36 | 1 | | 12/29/21 14:14 | 78-87-5 | |
| 1,3-Dichloropropane | ND | ug/L | 0.50 | 0.28 | 1 | | 12/29/21 14:14 | 142-28-9 | |

## REPORT OF LABORATORY ANALYSIS

This report shall not be reproduced, except in full,
without the written consent of Pace Analytical Services, LLC.

**Pace Analytical Services, LLC**
9800 Kincey Ave. Suite 100
Huntersville, NC 28078
(704)875-9092

## ANALYTICAL RESULTS

Project: 2020-L1-2448 INCIDENT
Pace Project No.: 92580063

**Sample: 13800_HC_RD** **Lab ID: 92580063001** Collected: 12/28/21 09:35 Received: 12/28/21 11:52 Matrix: Water

| Parameters | Results | Units | Report Limit | MDL | DF | Prepared | Analyzed | CAS No. | Qual |
|---|---|---|---|---|---|---|---|---|---|
| **6200B MSV** | Analytical Method: SM 6200B<br>Pace Analytical Services - Charlotte | | | | | | | | |
| 2,2-Dichloropropane | ND | ug/L | 0.50 | 0.39 | 1 | | 12/29/21 14:14 | 594-20-7 | |
| 1,1-Dichloropropene | ND | ug/L | 0.50 | 0.43 | 1 | | 12/29/21 14:14 | 563-58-6 | |
| cis-1,3-Dichloropropene | ND | ug/L | 0.50 | 0.36 | 1 | | 12/29/21 14:14 | 10061-01-5 | |
| trans-1,3-Dichloropropene | ND | ug/L | 0.50 | 0.36 | 1 | | 12/29/21 14:14 | 10061-02-6 | |
| Diisopropyl ether | ND | ug/L | 0.50 | 0.31 | 1 | | 12/29/21 14:14 | 108-20-3 | |
| Ethanol | ND | ug/L | 200 | 72.2 | 1 | | 12/29/21 14:14 | 64-17-5 | |
| Ethylbenzene | ND | ug/L | 0.50 | 0.30 | 1 | | 12/29/21 14:14 | 100-41-4 | |
| Hexachloro-1,3-butadiene | ND | ug/L | 2.0 | 1.5 | 1 | | 12/29/21 14:14 | 87-68-3 | |
| Isopropylbenzene (Cumene) | ND | ug/L | 0.50 | 0.33 | 1 | | 12/29/21 14:14 | 98-82-8 | |
| Methylene Chloride | ND | ug/L | 2.0 | 2.0 | 1 | | 12/29/21 14:14 | 75-09-2 | |
| Methyl-tert-butyl ether | ND | ug/L | 0.50 | 0.42 | 1 | | 12/29/21 14:14 | 1634-04-4 | |
| Naphthalene | ND | ug/L | 2.0 | 0.64 | 1 | | 12/29/21 14:14 | 91-20-3 | |
| n-Propylbenzene | ND | ug/L | 0.50 | 0.34 | 1 | | 12/29/21 14:14 | 103-65-1 | |
| Styrene | ND | ug/L | 0.50 | 0.29 | 1 | | 12/29/21 14:14 | 100-42-5 | |
| 1,1,1,2-Tetrachloroethane | ND | ug/L | 0.50 | 0.31 | 1 | | 12/29/21 14:14 | 630-20-6 | |
| 1,1,2,2-Tetrachloroethane | ND | ug/L | 0.50 | 0.22 | 1 | | 12/29/21 14:14 | 79-34-5 | |
| Tetrachloroethene | ND | ug/L | 0.50 | 0.29 | 1 | | 12/29/21 14:14 | 127-18-4 | |
| Toluene | ND | ug/L | 0.50 | 0.48 | 1 | | 12/29/21 14:14 | 108-88-3 | |
| 1,2,3-Trichlorobenzene | ND | ug/L | 2.0 | 0.81 | 1 | | 12/29/21 14:14 | 87-61-6 | |
| 1,2,4-Trichlorobenzene | ND | ug/L | 2.0 | 0.64 | 1 | | 12/29/21 14:14 | 120-82-1 | |
| 1,1,1-Trichloroethane | ND | ug/L | 0.50 | 0.33 | 1 | | 12/29/21 14:14 | 71-55-6 | |
| 1,1,2-Trichloroethane | ND | ug/L | 0.50 | 0.32 | 1 | | 12/29/21 14:14 | 79-00-5 | |
| Trichloroethene | ND | ug/L | 0.50 | 0.38 | 1 | | 12/29/21 14:14 | 79-01-6 | |
| Trichlorofluoromethane | ND | ug/L | 1.0 | 0.30 | 1 | | 12/29/21 14:14 | 75-69-4 | |
| 1,2,3-Trichloropropane | ND | ug/L | 0.50 | 0.26 | 1 | | 12/29/21 14:14 | 96-18-4 | |
| 1,2,4-Trimethylbenzene | ND | ug/L | 0.50 | 0.50 | 1 | | 12/29/21 14:14 | 95-63-6 | |
| 1,3,5-Trimethylbenzene | ND | ug/L | 0.50 | 0.33 | 1 | | 12/29/21 14:14 | 108-67-8 | |
| Vinyl chloride | ND | ug/L | 1.0 | 0.39 | 1 | | 12/29/21 14:14 | 75-01-4 | |
| m&p-Xylene | ND | ug/L | 1.0 | 0.71 | 1 | | 12/29/21 14:14 | 179601-23-1 | |
| o-Xylene | ND | ug/L | 0.50 | 0.34 | 1 | | 12/29/21 14:14 | 95-47-6 | |
| ***Surrogates*** | | | | | | | | | |
| 1,2-Dichloroethane-d4 (S) | 89 | % | 70-130 | | 1 | | 12/29/21 14:14 | 17060-07-0 | |
| 4-Bromofluorobenzene (S) | 96 | % | 70-130 | | 1 | | 12/29/21 14:14 | 460-00-4 | |
| Toluene-d8 (S) | 99 | % | 70-130 | | 1 | | 12/29/21 14:14 | 2037-26-5 | |

## REPORT OF LABORATORY ANALYSIS

This report shall not be reproduced, except in full,
without the written consent of Pace Analytical Services, LLC.

**Pace Analytical Services, LLC**
9800 Kincey Ave. Suite 100
Huntersville, NC 28078
(704)875-9092

## QUALITY CONTROL DATA

Project: 2020-L1-2448 INCIDENT
Pace Project No.: 92580063

QC Batch: 668794
QC Batch Method: MADEP VPH
Analysis Method: MADEP VPH
Analysis Description: VPH NC Water
Laboratory: Pace Analytical Services - Charlotte
Associated Lab Samples: 92580063001

METHOD BLANK: 3502811 Matrix: Water
Associated Lab Samples: 92580063001

| Parameter | Units | Blank Result | Reporting Limit | MDL | Analyzed | Qualifiers |
|---|---|---|---|---|---|---|
| Aliphatic (C05-C08) | ug/L | ND | 50.0 | 50.0 | 12/28/21 17:22 | N2 |
| Aromatic (C09-C10) | ug/L | ND | 50.0 | 50.0 | 12/28/21 17:22 | N2 |
| 4-Bromofluorobenzene (FID) (S) | % | 95 | 70-130 | | 12/28/21 17:22 | |
| 4-Bromofluorobenzene (PID) (S) | % | 84 | 70-130 | | 12/28/21 17:22 | |

LABORATORY CONTROL SAMPLE & LCSD: 3502812 3502813

| Parameter | Units | Spike Conc. | LCS Result | LCSD Result | LCS % Rec | LCSD % Rec | % Rec Limits | RPD | Max RPD | Qualifiers |
|---|---|---|---|---|---|---|---|---|---|---|
| Aliphatic (C05-C08) | ug/L | 300 | 310 | 300 | 103 | 100 | 70-130 | 3 | 25 | N2 |
| Aromatic (C09-C10) | ug/L | 100 | 98.4 | 100 | 98 | 100 | 70-130 | 2 | 25 | N2 |
| 4-Bromofluorobenzene (FID) (S) | % | | | | 97 | 94 | 70-130 | | | |
| 4-Bromofluorobenzene (PID) (S) | % | | | | 86 | 81 | 70-130 | | | |

**Results presented on this page are in the units indicated by the "Units" column except where an alternate unit is presented to the right of the result.**

## REPORT OF LABORATORY ANALYSIS

This report shall not be reproduced, except in full,
without the written consent of Pace Analytical Services, LLC.

**Pace Analytical Services, LLC**
9800 Kincey Ave. Suite 100
Huntersville, NC 28078
(704)875-9092

## QUALITY CONTROL DATA

Project: 2020-L1-2448 INCIDENT
Pace Project No.: 92580063

QC Batch: 668894
QC Batch Method: EPA 3010A
Analysis Method: EPA 6010D
Analysis Description: 6010 MET
Laboratory: Pace Analytical Services - Asheville
Associated Lab Samples: 92580063001

METHOD BLANK: 3503161 Matrix: Water
Associated Lab Samples: 92580063001

| Parameter | Units | Blank Result | Reporting Limit | MDL | Analyzed | Qualifiers |
|---|---|---|---|---|---|---|
| Lead | ug/L | ND | 5.0 | 4.5 | 01/07/22 17:10 | |

LABORATORY CONTROL SAMPLE: 3503162

| Parameter | Units | Spike Conc. | LCS Result | LCS % Rec | % Rec Limits | Qualifiers |
|---|---|---|---|---|---|---|
| Lead | ug/L | 500 | 516 | 103 | 80-120 | |

MATRIX SPIKE & MATRIX SPIKE DUPLICATE: 3503163 3503164

| Parameter | Units | 92578300001 Result | MS Spike Conc. | MSD Spike Conc. | MS Result | MSD Result | MS % Rec | MSD % Rec | % Rec Limits | RPD | Max RPD | Qual |
|---|---|---|---|---|---|---|---|---|---|---|---|---|
| Lead | ug/L | 8.4 | 500 | 500 | 501 | 506 | 99 | 99 | 75-125 | 1 | 20 | |

**Results presented on this page are in the units indicated by the "Units" column except where an alternate unit is presented to the right of the result.**

## REPORT OF LABORATORY ANALYSIS

This report shall not be reproduced, except in full,
without the written consent of Pace Analytical Services, LLC.

Pace Analytical Services, LLC
9800 Kincey Ave. Suite 100
Huntersville, NC 28078
(704)875-9092

## QUALITY CONTROL DATA

Project: 2020-L1-2448 INCIDENT
Pace Project No.: 92580063

QC Batch: 668911
QC Batch Method: SM 6200B
Analysis Method: SM 6200B
Analysis Description: 6200B MSV
Laboratory: Pace Analytical Services - Charlotte

Associated Lab Samples: 92580063001

METHOD BLANK: 3503199 Matrix: Water
Associated Lab Samples: 92580063001

| Parameter | Units | Blank Result | Reporting Limit | MDL | Analyzed | Qualifiers |
|---|---|---|---|---|---|---|
| 1,1,1,2-Tetrachloroethane | ug/L | ND | 0.50 | 0.31 | 12/29/21 10:56 | |
| 1,1,1-Trichloroethane | ug/L | ND | 0.50 | 0.33 | 12/29/21 10:56 | |
| 1,1,2,2-Tetrachloroethane | ug/L | ND | 0.50 | 0.22 | 12/29/21 10:56 | |
| 1,1,2-Trichloroethane | ug/L | ND | 0.50 | 0.32 | 12/29/21 10:56 | |
| 1,1-Dichloroethane | ug/L | ND | 0.50 | 0.37 | 12/29/21 10:56 | |
| 1,1-Dichloroethene | ug/L | ND | 0.50 | 0.35 | 12/29/21 10:56 | |
| 1,1-Dichloropropene | ug/L | ND | 0.50 | 0.43 | 12/29/21 10:56 | |
| 1,2,3-Trichlorobenzene | ug/L | ND | 2.0 | 0.81 | 12/29/21 10:56 | |
| 1,2,3-Trichloropropane | ug/L | ND | 0.50 | 0.26 | 12/29/21 10:56 | |
| 1,2,4-Trichlorobenzene | ug/L | ND | 2.0 | 0.64 | 12/29/21 10:56 | |
| 1,2,4-Trimethylbenzene | ug/L | ND | 0.50 | 0.50 | 12/29/21 10:56 | |
| 1,2-Dibromo-3-chloropropane | ug/L | ND | 1.0 | 0.34 | 12/29/21 10:56 | |
| 1,2-Dibromoethane (EDB) | ug/L | ND | 0.50 | 0.27 | 12/29/21 10:56 | |
| 1,2-Dichlorobenzene | ug/L | ND | 0.50 | 0.34 | 12/29/21 10:56 | |
| 1,2-Dichloroethane | ug/L | ND | 0.50 | 0.32 | 12/29/21 10:56 | |
| 1,2-Dichloropropane | ug/L | ND | 0.50 | 0.36 | 12/29/21 10:56 | |
| 1,3,5-Trimethylbenzene | ug/L | ND | 0.50 | 0.33 | 12/29/21 10:56 | |
| 1,3-Dichlorobenzene | ug/L | ND | 0.50 | 0.34 | 12/29/21 10:56 | |
| 1,3-Dichloropropane | ug/L | ND | 0.50 | 0.28 | 12/29/21 10:56 | |
| 1,4-Dichlorobenzene | ug/L | ND | 0.50 | 0.33 | 12/29/21 10:56 | |
| 2,2-Dichloropropane | ug/L | ND | 0.50 | 0.39 | 12/29/21 10:56 | |
| 2-Chlorotoluene | ug/L | ND | 0.50 | 0.32 | 12/29/21 10:56 | |
| 4-Chlorotoluene | ug/L | ND | 0.50 | 0.32 | 12/29/21 10:56 | |
| Benzene | ug/L | ND | 0.50 | 0.34 | 12/29/21 10:56 | |
| Bromobenzene | ug/L | ND | 0.50 | 0.29 | 12/29/21 10:56 | |
| Bromochloromethane | ug/L | ND | 0.50 | 0.47 | 12/29/21 10:56 | |
| Bromodichloromethane | ug/L | ND | 0.50 | 0.31 | 12/29/21 10:56 | |
| Bromoform | ug/L | ND | 0.50 | 0.34 | 12/29/21 10:56 | |
| Bromomethane | ug/L | ND | 5.0 | 1.7 | 12/29/21 10:56 | |
| Carbon tetrachloride | ug/L | ND | 0.50 | 0.33 | 12/29/21 10:56 | |
| Chlorobenzene | ug/L | ND | 0.50 | 0.28 | 12/29/21 10:56 | |
| Chloroethane | ug/L | ND | 1.0 | 0.65 | 12/29/21 10:56 | |
| Chloroform | ug/L | ND | 0.50 | 0.35 | 12/29/21 10:56 | |
| Chloromethane | ug/L | ND | 1.0 | 0.54 | 12/29/21 10:56 | |
| cis-1,2-Dichloroethene | ug/L | ND | 0.50 | 0.38 | 12/29/21 10:56 | |
| cis-1,3-Dichloropropene | ug/L | ND | 0.50 | 0.36 | 12/29/21 10:56 | |
| Dibromochloromethane | ug/L | ND | 0.50 | 0.36 | 12/29/21 10:56 | |
| Dibromomethane | ug/L | ND | 0.50 | 0.39 | 12/29/21 10:56 | |
| Dichlorodifluoromethane | ug/L | ND | 0.50 | 0.35 | 12/29/21 10:56 | |
| Diisopropyl ether | ug/L | ND | 0.50 | 0.31 | 12/29/21 10:56 | |

**Results presented on this page are in the units indicated by the "Units" column except where an alternate unit is presented to the right of the result.**

## REPORT OF LABORATORY ANALYSIS

This report shall not be reproduced, except in full,
without the written consent of Pace Analytical Services, LLC.

**Pace Analytical Services, LLC**
9800 Kincey Ave. Suite 100
Huntersville, NC 28078
(704)875-9092

## QUALITY CONTROL DATA

Project: 2020-L1-2448 INCIDENT
Pace Project No.: 92580063

METHOD BLANK: 3503199 Matrix: Water
Associated Lab Samples: 92580063001

| Parameter | Units | Blank Result | Reporting Limit | MDL | Analyzed | Qualifiers |
|---|---|---|---|---|---|---|
| Ethanol | ug/L | ND | 200 | 72.2 | 12/29/21 10:56 | |
| Ethylbenzene | ug/L | ND | 0.50 | 0.30 | 12/29/21 10:56 | |
| Hexachloro-1,3-butadiene | ug/L | ND | 2.0 | 1.5 | 12/29/21 10:56 | |
| Isopropylbenzene (Cumene) | ug/L | ND | 0.50 | 0.33 | 12/29/21 10:56 | |
| m&p-Xylene | ug/L | ND | 1.0 | 0.71 | 12/29/21 10:56 | |
| Methyl-tert-butyl ether | ug/L | ND | 0.50 | 0.42 | 12/29/21 10:56 | |
| Methylene Chloride | ug/L | ND | 2.0 | 2.0 | 12/29/21 10:56 | |
| n-Butylbenzene | ug/L | ND | 0.50 | 0.49 | 12/29/21 10:56 | |
| n-Propylbenzene | ug/L | ND | 0.50 | 0.34 | 12/29/21 10:56 | |
| Naphthalene | ug/L | ND | 2.0 | 0.64 | 12/29/21 10:56 | |
| o-Xylene | ug/L | ND | 0.50 | 0.34 | 12/29/21 10:56 | |
| sec-Butylbenzene | ug/L | ND | 0.50 | 0.40 | 12/29/21 10:56 | |
| Styrene | ug/L | ND | 0.50 | 0.29 | 12/29/21 10:56 | |
| tert-Butylbenzene | ug/L | ND | 0.50 | 0.32 | 12/29/21 10:56 | |
| Tetrachloroethene | ug/L | ND | 0.50 | 0.29 | 12/29/21 10:56 | |
| Toluene | ug/L | ND | 0.50 | 0.48 | 12/29/21 10:56 | |
| trans-1,2-Dichloroethene | ug/L | ND | 0.50 | 0.40 | 12/29/21 10:56 | |
| trans-1,3-Dichloropropene | ug/L | ND | 0.50 | 0.36 | 12/29/21 10:56 | |
| Trichloroethene | ug/L | ND | 0.50 | 0.38 | 12/29/21 10:56 | |
| Trichlorofluoromethane | ug/L | ND | 1.0 | 0.30 | 12/29/21 10:56 | |
| Vinyl chloride | ug/L | ND | 1.0 | 0.39 | 12/29/21 10:56 | |
| 1,2-Dichloroethane-d4 (S) | % | 95 | 70-130 | | 12/29/21 10:56 | |
| 4-Bromofluorobenzene (S) | % | 97 | 70-130 | | 12/29/21 10:56 | |
| Toluene-d8 (S) | % | 101 | 70-130 | | 12/29/21 10:56 | |

LABORATORY CONTROL SAMPLE: 3503200

| Parameter | Units | Spike Conc. | LCS Result | LCS % Rec | % Rec Limits | Qualifiers |
|---|---|---|---|---|---|---|
| 1,1,1,2-Tetrachloroethane | ug/L | 50 | 51.2 | 102 | 60-140 | |
| 1,1,1-Trichloroethane | ug/L | 50 | 47.1 | 94 | 60-140 | |
| 1,1,2,2-Tetrachloroethane | ug/L | 50 | 51.1 | 102 | 60-140 | |
| 1,1,2-Trichloroethane | ug/L | 50 | 56.4 | 113 | 60-140 | |
| 1,1-Dichloroethane | ug/L | 50 | 52.9 | 106 | 60-140 | |
| 1,1-Dichloroethene | ug/L | 50 | 52.1 | 104 | 60-140 | |
| 1,1-Dichloropropene | ug/L | 50 | 48.8 | 98 | 60-140 | |
| 1,2,3-Trichlorobenzene | ug/L | 50 | 53.5 | 107 | 60-140 | |
| 1,2,3-Trichloropropane | ug/L | 50 | 47.0 | 94 | 60-140 | |
| 1,2,4-Trichlorobenzene | ug/L | 50 | 55.1 | 110 | 60-140 | |
| 1,2,4-Trimethylbenzene | ug/L | 50 | 54.5 | 109 | 60-140 | |
| 1,2-Dibromo-3-chloropropane | ug/L | 50 | 45.7 | 91 | 60-140 | |
| 1,2-Dibromoethane (EDB) | ug/L | 50 | 53.1 | 106 | 60-140 | |
| 1,2-Dichlorobenzene | ug/L | 50 | 55.0 | 110 | 60-140 | |
| 1,2-Dichloroethane | ug/L | 50 | 46.7 | 93 | 60-140 | |
| 1,2-Dichloropropane | ug/L | 50 | 53.1 | 106 | 60-140 | |

**Results presented on this page are in the units indicated by the "Units" column except where an alternate unit is presented to the right of the result.**

## REPORT OF LABORATORY ANALYSIS

This report shall not be reproduced, except in full,
without the written consent of Pace Analytical Services, LLC.

Pace Analytical Services, LLC
9800 Kincey Ave. Suite 100
Huntersville, NC 28078
(704)875-9092

## QUALITY CONTROL DATA

Project: 2020-L1-2448 INCIDENT
Pace Project No.: 92580063

LABORATORY CONTROL SAMPLE: 3503200

| Parameter | Units | Spike Conc. | LCS Result | LCS % Rec | % Rec Limits | Qualifiers |
|---|---|---|---|---|---|---|
| 1,3,5-Trimethylbenzene | ug/L | 50 | 55.8 | 112 | 60-140 | |
| 1,3-Dichlorobenzene | ug/L | 50 | 54.6 | 109 | 60-140 | |
| 1,3-Dichloropropane | ug/L | 50 | 52.0 | 104 | 60-140 | |
| 1,4-Dichlorobenzene | ug/L | 50 | 54.3 | 109 | 60-140 | |
| 2,2-Dichloropropane | ug/L | 50 | 51.9 | 104 | 60-140 | |
| 2-Chlorotoluene | ug/L | 50 | 55.7 | 111 | 60-140 | |
| 4-Chlorotoluene | ug/L | 50 | 52.7 | 105 | 60-140 | |
| Benzene | ug/L | 50 | 54.6 | 109 | 60-140 | |
| Bromobenzene | ug/L | 50 | 53.2 | 106 | 60-140 | |
| Bromochloromethane | ug/L | 50 | 55.9 | 112 | 60-140 | |
| Bromodichloromethane | ug/L | 50 | 51.4 | 103 | 60-140 | |
| Bromoform | ug/L | 50 | 51.5 | 103 | 60-140 | |
| Bromomethane | ug/L | 50 | 50.2 | 100 | 60-140 | |
| Carbon tetrachloride | ug/L | 50 | 47.8 | 96 | 60-140 | |
| Chlorobenzene | ug/L | 50 | 55.2 | 110 | 60-140 | |
| Chloroethane | ug/L | 50 | 42.1 | 84 | 60-140 | |
| Chloroform | ug/L | 50 | 52.0 | 104 | 60-140 | |
| Chloromethane | ug/L | 50 | 47.5 | 95 | 60-140 | |
| cis-1,2-Dichloroethene | ug/L | 50 | 49.0 | 98 | 60-140 | |
| cis-1,3-Dichloropropene | ug/L | 50 | 52.2 | 104 | 60-140 | |
| Dibromochloromethane | ug/L | 50 | 54.0 | 108 | 60-140 | |
| Dibromomethane | ug/L | 50 | 56.0 | 112 | 60-140 | |
| Dichlorodifluoromethane | ug/L | 50 | 43.0 | 86 | 60-140 | |
| Diisopropyl ether | ug/L | 50 | 47.3 | 95 | 60-140 | |
| Ethanol | ug/L | 2000 | 1850 | 93 | 60-140 | |
| Ethylbenzene | ug/L | 50 | 54.6 | 109 | 60-140 | |
| Hexachloro-1,3-butadiene | ug/L | 50 | 48.9 | 98 | 60-140 | |
| Isopropylbenzene (Cumene) | ug/L | 50 | 58.2 | 116 | 60-140 | |
| m&p-Xylene | ug/L | 100 | 111 | 111 | 60-140 | |
| Methyl-tert-butyl ether | ug/L | 50 | 51.1 | 102 | 60-140 | |
| Methylene Chloride | ug/L | 50 | 50.3 | 101 | 60-140 | |
| n-Butylbenzene | ug/L | 50 | 54.7 | 109 | 60-140 | |
| n-Propylbenzene | ug/L | 50 | 55.2 | 110 | 60-140 | |
| Naphthalene | ug/L | 50 | 49.4 | 99 | 60-140 | |
| o-Xylene | ug/L | 50 | 55.8 | 112 | 60-140 | |
| sec-Butylbenzene | ug/L | 50 | 54.3 | 109 | 60-140 | |
| Styrene | ug/L | 50 | 53.7 | 107 | 60-140 | |
| tert-Butylbenzene | ug/L | 50 | 46.2 | 92 | 60-140 | |
| Tetrachloroethene | ug/L | 50 | 49.8 | 100 | 60-140 | |
| Toluene | ug/L | 50 | 55.5 | 111 | 60-140 | |
| trans-1,2-Dichloroethene | ug/L | 50 | 53.6 | 107 | 60-140 | |
| trans-1,3-Dichloropropene | ug/L | 50 | 53.2 | 106 | 60-140 | |
| Trichloroethene | ug/L | 50 | 55.3 | 111 | 60-140 | |
| Trichlorofluoromethane | ug/L | 50 | 41.6 | 83 | 60-140 | |
| Vinyl chloride | ug/L | 50 | 53.3 | 107 | 60-140 | |
| 1,2-Dichloroethane-d4 (S) | % | | | 90 | 70-130 | |
| 4-Bromofluorobenzene (S) | % | | | 99 | 70-130 | |

**Results presented on this page are in the units indicated by the "Units" column except where an alternate unit is presented to the right of the result.**

## REPORT OF LABORATORY ANALYSIS

This report shall not be reproduced, except in full,
without the written consent of Pace Analytical Services, LLC.

**Pace Analytical Services, LLC**
9800 Kincey Ave. Suite 100
Huntersville, NC 28078
(704)875-9092

## QUALITY CONTROL DATA

Project: 2020-L1-2448 INCIDENT
Pace Project No.: 92580063

LABORATORY CONTROL SAMPLE: 3503200

| Parameter | Units | Spike Conc. | LCS Result | LCS % Rec | % Rec Limits | Qualifiers |
|---|---|---|---|---|---|---|
| Toluene-d8 (S) | % | | | 102 | 70-130 | |

MATRIX SPIKE & MATRIX SPIKE DUPLICATE: 3503201 3503202

| Parameter | Units | 92580059001 Result | MS Spike Conc. | MSD Spike Conc. | MS Result | MSD Result | MS % Rec | MSD % Rec | % Rec Limits | RPD | Max RPD | Qual |
|---|---|---|---|---|---|---|---|---|---|---|---|---|
| 1,1,1,2-Tetrachloroethane | ug/L | ND | 20 | 20 | 19.4 | 22.1 | 97 | 111 | 60-140 | 13 | 30 | |
| 1,1,1-Trichloroethane | ug/L | ND | 20 | 20 | 17.9 | 20.8 | 89 | 104 | 60-140 | 15 | 30 | |
| 1,1,2,2-Tetrachloroethane | ug/L | ND | 20 | 20 | 20.0 | 23.2 | 100 | 116 | 60-140 | 15 | 30 | |
| 1,1,2-Trichloroethane | ug/L | ND | 20 | 20 | 22.1 | 25.3 | 110 | 127 | 60-140 | 14 | 30 | |
| 1,1-Dichloroethane | ug/L | ND | 20 | 20 | 20.7 | 24.1 | 103 | 120 | 60-140 | 15 | 30 | |
| 1,1-Dichloroethene | ug/L | ND | 20 | 20 | 19.6 | 23.2 | 98 | 116 | 60-140 | 17 | 30 | |
| 1,1-Dichloropropene | ug/L | ND | 20 | 20 | 19.2 | 22.5 | 96 | 113 | 60-140 | 16 | 30 | |
| 1,2,3-Trichlorobenzene | ug/L | ND | 20 | 20 | 22.0 | 24.7 | 110 | 123 | 60-140 | 11 | 30 | |
| 1,2,3-Trichloropropane | ug/L | ND | 20 | 20 | 18.6 | 20.7 | 93 | 103 | 60-140 | 11 | 30 | |
| 1,2,4-Trichlorobenzene | ug/L | ND | 20 | 20 | 22.7 | 25.8 | 114 | 129 | 60-140 | 13 | 30 | |
| 1,2,4-Trimethylbenzene | ug/L | ND | 20 | 20 | 21.3 | 24.3 | 107 | 122 | 60-140 | 13 | 30 | |
| 1,2-Dibromo-3-chloropropane | ug/L | ND | 20 | 20 | 17.7 | 20.1 | 88 | 100 | 60-140 | 13 | 30 | |
| 1,2-Dibromoethane (EDB) | ug/L | ND | 20 | 20 | 20.4 | 24.3 | 102 | 121 | 60-140 | 17 | 30 | |
| 1,2-Dichlorobenzene | ug/L | ND | 20 | 20 | 21.1 | 24.0 | 105 | 120 | 60-140 | 13 | 30 | |
| 1,2-Dichloroethane | ug/L | ND | 20 | 20 | 18.2 | 19.8 | 91 | 99 | 60-140 | 9 | 30 | |
| 1,2-Dichloropropane | ug/L | ND | 20 | 20 | 20.4 | 23.4 | 102 | 117 | 60-140 | 14 | 30 | |
| 1,3,5-Trimethylbenzene | ug/L | ND | 20 | 20 | 21.4 | 25.0 | 107 | 125 | 60-140 | 16 | 30 | |
| 1,3-Dichlorobenzene | ug/L | ND | 20 | 20 | 20.7 | 24.3 | 104 | 122 | 60-140 | 16 | 30 | |
| 1,3-Dichloropropane | ug/L | ND | 20 | 20 | 20.4 | 23.7 | 102 | 119 | 60-140 | 15 | 30 | |
| 1,4-Dichlorobenzene | ug/L | ND | 20 | 20 | 21.0 | 24.3 | 105 | 122 | 60-140 | 15 | 30 | |
| 2,2-Dichloropropane | ug/L | ND | 20 | 20 | 19.4 | 22.4 | 97 | 112 | 60-140 | 14 | 30 | |
| 2-Chlorotoluene | ug/L | ND | 20 | 20 | 21.5 | 24.2 | 107 | 121 | 60-140 | 12 | 30 | |
| 4-Chlorotoluene | ug/L | ND | 20 | 20 | 20.4 | 23.1 | 102 | 116 | 60-140 | 12 | 30 | |
| Benzene | ug/L | ND | 20 | 20 | 21.3 | 24.6 | 107 | 123 | 60-140 | 14 | 30 | |
| Bromobenzene | ug/L | ND | 20 | 20 | 20.9 | 24.3 | 105 | 121 | 60-140 | 15 | 30 | |
| Bromochloromethane | ug/L | ND | 20 | 20 | 22.2 | 24.7 | 111 | 123 | 60-140 | 11 | 30 | |
| Bromodichloromethane | ug/L | ND | 20 | 20 | 18.8 | 21.4 | 94 | 107 | 60-140 | 13 | 30 | |
| Bromoform | ug/L | ND | 20 | 20 | 18.2 | 21.0 | 91 | 105 | 60-140 | 14 | 30 | |
| Bromomethane | ug/L | ND | 20 | 20 | 17.1 | 19.1 | 85 | 96 | 60-140 | 12 | 30 | |
| Carbon tetrachloride | ug/L | ND | 20 | 20 | 17.0 | 20.6 | 85 | 103 | 60-140 | 19 | 30 | |
| Chlorobenzene | ug/L | ND | 20 | 20 | 21.5 | 24.9 | 108 | 124 | 60-140 | 14 | 30 | |
| Chloroethane | ug/L | ND | 20 | 20 | 21.5 | 24.4 | 107 | 122 | 60-140 | 13 | 30 | |
| Chloroform | ug/L | ND | 20 | 20 | 20.6 | 23.4 | 103 | 117 | 60-140 | 13 | 30 | |
| Chloromethane | ug/L | ND | 20 | 20 | 17.8 | 20.9 | 89 | 104 | 60-140 | 16 | 30 | |
| cis-1,2-Dichloroethene | ug/L | ND | 20 | 20 | 19.2 | 22.4 | 96 | 112 | 60-140 | 16 | 30 | |
| cis-1,3-Dichloropropene | ug/L | ND | 20 | 20 | 19.2 | 22.0 | 96 | 110 | 60-140 | 14 | 30 | |
| Dibromochloromethane | ug/L | ND | 20 | 20 | 19.7 | 22.8 | 99 | 114 | 60-140 | 15 | 30 | |
| Dibromomethane | ug/L | ND | 20 | 20 | 21.8 | 25.1 | 109 | 126 | 60-140 | 14 | 30 | |

**Results presented on this page are in the units indicated by the "Units" column except where an alternate unit is presented to the right of the result.**

## REPORT OF LABORATORY ANALYSIS

This report shall not be reproduced, except in full,
without the written consent of Pace Analytical Services, LLC.

**Pace Analytical Services, LLC**
9800 Kincey Ave. Suite 100
Huntersville, NC 28078
(704)875-9092

## QUALITY CONTROL DATA

Project: 2020-L1-2448 INCIDENT
Pace Project No.: 92580063

MATRIX SPIKE & MATRIX SPIKE DUPLICATE: 3503201 3503202

| Parameter | Units | 92580059001 Result | MS Spike Conc. | MSD Spike Conc. | MS Result | MSD Result | MS % Rec | MSD % Rec | % Rec Limits | RPD | Max RPD | Qual |
|---|---|---|---|---|---|---|---|---|---|---|---|---|
| Dichlorodifluoromethane | ug/L | ND | 20 | 20 | 13.3 | 17.6 | 66 | 88 | 60-140 | 28 | 30 | |
| Diisopropyl ether | ug/L | ND | 20 | 20 | 17.7 | 20.8 | 88 | 104 | 60-140 | 16 | 30 | |
| Ethanol | ug/L | ND | 800 | 800 | 711 | 858 | 89 | 107 | 60-140 | 19 | 30 | |
| Ethylbenzene | ug/L | ND | 20 | 20 | 21.0 | 24.6 | 105 | 123 | 60-140 | 15 | 30 | |
| Hexachloro-1,3-butadiene | ug/L | ND | 20 | 20 | 18.8 | 21.9 | 94 | 109 | 60-140 | 15 | 30 | |
| Isopropylbenzene (Cumene) | ug/L | ND | 20 | 20 | 21.9 | 26.0 | 109 | 130 | 60-140 | 17 | 30 | |
| m&p-Xylene | ug/L | ND | 40 | 40 | 42.1 | 49.1 | 105 | 123 | 60-140 | 15 | 30 | |
| Methyl-tert-butyl ether | ug/L | ND | 20 | 20 | 19.9 | 23.0 | 100 | 115 | 60-140 | 14 | 30 | |
| Methylene Chloride | ug/L | ND | 20 | 20 | 17.6 | 20.6 | 88 | 103 | 60-140 | 16 | 30 | |
| n-Butylbenzene | ug/L | ND | 20 | 20 | 20.8 | 24.4 | 104 | 122 | 60-140 | 16 | 30 | |
| n-Propylbenzene | ug/L | ND | 20 | 20 | 20.9 | 24.9 | 105 | 125 | 60-140 | 18 | 30 | |
| Naphthalene | ug/L | ND | 20 | 20 | 20.0 | 22.9 | 100 | 115 | 60-140 | 14 | 30 | |
| o-Xylene | ug/L | ND | 20 | 20 | 21.2 | 24.3 | 106 | 121 | 60-140 | 13 | 30 | |
| sec-Butylbenzene | ug/L | ND | 20 | 20 | 21.3 | 25.0 | 107 | 125 | 60-140 | 16 | 30 | |
| Styrene | ug/L | ND | 20 | 20 | 20.4 | 23.0 | 102 | 115 | 60-140 | 12 | 30 | |
| tert-Butylbenzene | ug/L | ND | 20 | 20 | 18.5 | 21.0 | 92 | 105 | 60-140 | 13 | 30 | |
| Tetrachloroethene | ug/L | ND | 20 | 20 | 18.9 | 22.2 | 94 | 111 | 60-140 | 16 | 30 | |
| Toluene | ug/L | ND | 20 | 20 | 21.5 | 24.7 | 107 | 123 | 60-140 | 14 | 30 | |
| trans-1,2-Dichloroethene | ug/L | ND | 20 | 20 | 20.7 | 24.7 | 103 | 123 | 60-140 | 18 | 30 | |
| trans-1,3-Dichloropropene | ug/L | ND | 20 | 20 | 19.3 | 21.8 | 96 | 109 | 60-140 | 12 | 30 | |
| Trichloroethene | ug/L | ND | 20 | 20 | 21.0 | 24.5 | 105 | 123 | 60-140 | 16 | 30 | |
| Trichlorofluoromethane | ug/L | ND | 20 | 20 | 15.2 | 19.4 | 76 | 97 | 60-140 | 24 | 30 | |
| Vinyl chloride | ug/L | ND | 20 | 20 | 20.4 | 24.6 | 102 | 123 | 60-140 | 18 | 30 | |
| 1,2-Dichloroethane-d4 (S) | % | | | | | | 87 | 87 | 70-130 | | | |
| 4-Bromofluorobenzene (S) | % | | | | | | 98 | 96 | 70-130 | | | |
| Toluene-d8 (S) | % | | | | | | 101 | 99 | 70-130 | | | |

**Results presented on this page are in the units indicated by the "Units" column except where an alternate unit is presented to the right of the result.**

## REPORT OF LABORATORY ANALYSIS

This report shall not be reproduced, except in full,
without the written consent of Pace Analytical Services, LLC.

**Pace Analytical Services, LLC**
9800 Kincey Ave. Suite 100
Huntersville, NC 28078
(704)875-9092

# QUALIFIERS

Project: 2020-L1-2448 INCIDENT
Pace Project No.: 92580063

## DEFINITIONS

DF - Dilution Factor, if reported, represents the factor applied to the reported data due to dilution of the sample aliquot.

ND - Not Detected at or above adjusted reporting limit.

TNTC - Too Numerous To Count

J - Estimated concentration above the adjusted method detection limit and below the adjusted reporting limit.

MDL - Adjusted Method Detection Limit.

PQL - Practical Quantitation Limit.

RL - Reporting Limit - The lowest concentration value that meets project requirements for quantitative data with known precision and bias for a specific analyte in a specific matrix.

S - Surrogate

1,2-Diphenylhydrazine decomposes to and cannot be separated from Azobenzene using Method 8270. The result for each analyte is a combined concentration.

Consistent with EPA guidelines, unrounded data are displayed and have been used to calculate % recovery and RPD values.

LCS(D) - Laboratory Control Sample (Duplicate)

MS(D) - Matrix Spike (Duplicate)

DUP - Sample Duplicate

RPD - Relative Percent Difference

NC - Not Calculable.

SG - Silica Gel - Clean-Up

U - Indicates the compound was analyzed for, but not detected.

Acid preservation may not be appropriate for 2 Chloroethylvinyl ether.

A separate vial preserved to a pH of 4-5 is recommended in SW846 Chapter 4 for the analysis of Acrolein and Acrylonitrile by EPA Method 8260.

N-Nitrosodiphenylamine decomposes and cannot be separated from Diphenylamine using Method 8270. The result reported for each analyte is a combined concentration.

Reported results are not rounded until the final step prior to reporting. Therefore, calculated parameters that are typically reported as "Total" may vary slightly from the sum of the reported component parameters.

Pace Analytical is TNI accredited. Contact your Pace PM for the current list of accredited analytes.

TNI - The NELAC Institute.

## ANALYTE QUALIFIERS

| | |
|---|---|
| N2 | The lab does not hold NELAC/TNI accreditation for this parameter but other accreditations/certifications may apply. A complete list of accreditations/certifications is available upon request. |



This report shall not be reproduced, except in full,
without the written consent of Pace Analytical Services, LLC.

**Pace Analytical Services, LLC**
9800 Kincey Ave. Suite 100
Huntersville, NC 28078
(704)875-9092

## QUALITY CONTROL DATA CROSS REFERENCE TABLE

Project: 2020-L1-2448 INCIDENT
Pace Project No.: 92580063

| Lab ID | Sample ID | QC Batch Method | QC Batch | Analytical Method | Analytical Batch |
|---|---|---|---|---|---|
| **92580063001** | **13800_HC_RD** | MADEP VPH | 668794 | | |
| **92580063001** | **13800_HC_RD** | EPA 3010A | 668894 | EPA 6010D | 669318 |
| **92580063001** | **13800_HC_RD** | SM 6200B | 668911 | | |



This report shall not be reproduced, except in full,
without the written consent of Pace Analytical Services, LLC.

# CHAIN-OF-CUSTODY Analytical Request Document

Pace Analytical

Chain-of-Custody is a LEGAL DOCUMENT - Complete all relevent fields

LAB USE ONLY- Affix W

WO# : 92580063

92580063

ALL SHA

| | |
|---|---|
| Company: Apex Companies | Billing Information: |
| Address: | |
| Report To: Andrew Street | Email To: andrew.street@apexcos.com |
| Copy To: | Site Collection Info/Address: 13800 Huntersville Concord RD |
| Customer Project Name/Number: 2020-11-2448 | State: NC County/City: Huntersville Time Zone Collected: [ ] PT [ ] MT [ ] CT [ ] ET |
| Phone: Email: | Site/Facility ID #: Compliance Monitoring? [ ] Yes [ ] No |
| Collected By (print): Matt Teixeira | Purchase Order #: Quote #: DW PWS ID #: DW Location Code: |
| Collected By (signature): | Turnaround Date Required: APEX ASAP Immediately Packed on Ice: [ ] Yes [ ] No |
| Sample Disposal: [ ] Dispose as appropriate [ ] Return [ ] Archive: [ ] Hold: | Rush: [ ] Same Day [ ] Next Day [ ] 2 Day [ ] 3 Day [ ] 4 Day [ ] 5 Day (Expedite Charges Apply) Field Filtered (if applicable): [ ] Yes [ ] No Analysis: |

Container Preservative

** Preservative Types: (1) nitric acid, (2) sulfuric acid, (3) hydrochloric acid, (4) sodium hydroxide, (5) zinc acetate, (6) methanol, (7) sodium bisulfate, (8) sodium thiosulfate, (9) hexane, (A) ascorbic acid, (B) ammonium sulfate, (C) ammonium hydroxide, (D) TSP, (U) Unpreserved, (O) Other _____

* Matrix Codes (Insert in Matrix box below): Drinking Water (DW), Ground Water (GW), Wastewater (WW), Product (P), Soil/Solid (SL), Oil (OL), Wipe (WP), Air (AR), Tissue (TS), Bioassay (B), Vapor (V), Other (OT)

| Customer Sample ID | Matrix * | Comp / Grab | Collected (or Composite Start) Date | Collected (or Composite Start) Time | Composite End Date | Composite End Time | Res Cl | # of Ctns | Analyses: VOCs 62008 | MADEP VPH | Lead | Lab Profile/Line: |
|---|---|---|---|---|---|---|---|---|---|---|---|---|
| 13800_HC_RD | DW | G | 12-28-21 | 0935 | | | | 8 | X | X | X | 92580063 001 |

Analyses

Lab Profile/Line:

Lab Sample Receipt Checklist:

| | | | |
|---|---|---|---|
| Custody Seals Present/Intact | Y | N | NA |
| Custody Signatures Present | Y | N | NA |
| Collector Signature Present | Y | N | NA |
| Bottles Intact | Y | N | NA |
| Correct Bottles | Y | N | NA |
| Sufficient Volume | Y | N | NA |
| Samples Received on Ice | Y | N | NA |
| VOA - Headspace Acceptable | Y | N | NA |
| USDA Regulated Soils | Y | N | NA |
| Samples in Holding Time | Y | N | NA |
| Residual Chlorine Present | Y | N | NA |
| Cl Strips: | | | |
| Sample pH Acceptable | Y | N | NA |
| pH Strips: 223191av | | | |
| Sulfide Present | Y | N | NA |
| Lead Acetate Strips: | | | |

LAB USE ONLY:
Lab Sample # / Comments:

92580063 001

Customer Remarks / Special Conditions / Possible Hazards:

Type of Ice Used: Wet Blue Dry None

Packing Material Used: BB

Radchem sample(s) screened (<500 cpm): Y N NA

SHORT HOLDS PRESENT (<72 hours): Y N N/A

Lab Tracking #: 2683288

Samples received via: FEDEX UPS Client Courier Pace Courier

Lab Sample Temperature Info:
Temp Blank Received: Y N NA
Therm ID#: 92T064
Cooler 1 Temp Upon Receipt: 4.1 oC
Cooler 1 Therm Corr. Factor: 0 oC
Cooler 1 Corrected Temp: 4.1 oC
Comments:

| Relinquished by/Company: (Signature) | Date/Time: | Received by/Company: (Signature) | Date/Time: |
|---|---|---|---|
| Matt T. / Apex | 12-28-21 / 1152 | KH Pace HVL | 12/28/21 1152 |
| Relinquished by/Company: (Signature) | Date/Time: | Received by/Company: (Signature) | Date/Time: |
| Relinquished by/Company: (Signature) | Date/Time: | Received by/Company: (Signature) | Date/Time: |

MTJL LAB USE ONLY
Table #:
Acctnum:
Template:
Prelogin:
PM:
PB:

Trip Blank Received: Y N NA
HCL MeOH TSP Other

Non Conformance(s): YES / NO

Page: _____ of: _____

| Pace Analytical® | Document Name: Bottle Identification Form (BIF) | Document Issued: November 15, 2021 Page 1 of 1 |
|---|---|---|
| | Document No.: F-CAR-CS-043-Rev.01 | Issuing Authority: Pace Carolinas Quality Office |

***Check mark top half of box if pH and/or dechlorination is verified and within the acceptance range for preservation samples.**

Exceptions: VOA, Coliform, TOC, Oil and Grease, DRO/8015 (water) DOC, LLHg

****Bottom half of box is to list number of bottles**

Project

**WO# : 92580063**

PM: AMB Due Date: 01/05/22

CLIENT: 92-APEX MOOR

| Matrix | Item# | BP4U-125 mL Plastic Unpreserved (N/A) (Cl-) | BP3U-250 mL Plastic Unpreserved (N/A) | BP2U-500 mL Plastic Unpreserved (N/A) | BP1U-1 liter Plastic Unpreserved (N/A) | BP4S-125 mL Plastic H2SO4 (pH < 2) (Cl-) | BP3N-250 mL plastic HNO3 (pH < 2) | BP4Z-125 mL Plastic ZN Acetate & NaOH (>9) | BP4B-125 mL Plastic NaOH (pH > 12) (Cl-) | WGFU-Wide-mouthed Glass jar Unpreserved | AG1U-1 liter Amber Unpreserved (N/A) (Cl-) | AG1H-1 liter Amber HCl (pH < 2) | AG3U-250 mL Amber Unpreserved (N/A) (Cl-) | AG1S-1 liter Amber H2SO4 (pH < 2) | AG3S-250 mL Amber H2SO4 (pH < 2) | AG3A(DG3A)-250 mL Amber NH4Cl (N/A)(Cl-) | DG9H-40 mL VOA HCl (N/A) | VG9T-40 mL VOA Na2S2O3 (N/A) | VG9U-40 mL VOA Unpreserved (N/A) | DG9P-40 mL VOA H3PO4 (N/A) | VOAK (3 vials per kit)-5035 kit (N/A) | V/GK (3 vials per kit)-VPH/Gas kit (N/A) | SP5T-125 mL Sterile Plastic (N/A – lab) | SP2T-250 mL Sterile Plastic (N/A – lab) | | BP3A-250 mL Plastic (NH2)2SO4 (9.3-9.7) | AG0U-100 mL Amber Unpreserved vials (N/A) | VSGU-20 mL Scintillation vials (N/A) | DG9U-40 mL Amber Unpreserved vials (N/A) |
|---|---|---|---|---|---|---|---|---|---|---|---|---|---|---|---|---|---|---|---|---|---|---|---|---|---|---|---|---|---|---|
| | 1 | | | | | | 1 | | | | | | | | | | 7 | | | | | | | | | | | | | |
| | 2 | | | | | | | | | | | | | | | | | | | | | | | | | | | | | |
| | 3 | | | | | | | | | | | | | | | | | | | | | | | | | | | | | |
| | 4 | | | | | | | | | | | | | | | | | | | | | | | | | | | | | |
| | 5 | | | | | | | | | | | | | | | | | | | | | | | | | | | | | |
| | 6 | | | | | | | | | | | | | | | | | | | | | | | | | | | | | |
| | 7 | | | | | | | | | | | | | | | | | | | | | | | | | | | | | |
| | 8 | | | | | | | | | | | | | | | | | | | | | | | | | | | | | |
| | 9 | | | | | | | | | | | | | | | | | | | | | | | | | | | | | |
| | 10 | | | | | | | | | | | | | | | | | | | | | | | | | | | | | |
| | 11 | | | | | | | | | | | | | | | | | | | | | | | | | | | | | |
| | 12 | | | | | | | | | | | | | | | | | | | | | | | | | | | | | |

## pH Adjustment Log for Preserved Samples

| Sample ID | Type of Preservative | pH upon receipt | Date preservation adjusted | Time preservation adjusted | Amount of Preservative added | Lot # |
|---|---|---|---|---|---|---|
| | | | | | | |
| | | | | | | |
| | | | | | | |

Note: Whenever there is a discrepancy affecting North Carolina compliance samples, a copy of this form will be sent to the North Carolina DEHNR Certification Office (i.e. Out of hold, incorrect preservative, out of temp, incorrect containers.

**Pace Analytical Services, LLC**
9800 Kincey Ave. Suite 100
Huntersville, NC 28078
(704)875-9092

January 11, 2022

Andrew Street
Apex Companies - NC
5900 Northwoods Business Pkwy
Suite 5900-0
Charlotte, NC 28269

RE: Project: 2020-L1-2448 INCIDENT
Pace Project No.: 92580067

Dear Andrew Street:

Enclosed are the analytical results for sample(s) received by the laboratory on December 28, 2021. The results relate only to the samples included in this report. Results reported herein conform to the applicable TNI/NELAC Standards and the laboratory's Quality Manual, where applicable, unless otherwise noted in the body of the report.

The test results provided in this final report were generated by each of the following laboratories within the Pace Network:

- Pace Analytical Services - Asheville
- Pace Analytical Services - Charlotte

If you have any questions concerning this report, please feel free to contact me.

Sincerely,

Angela M. Baioni

Angela Baioni
angela.baioni@pacelabs.com
(704)875-9092
Project Manager

Enclosures

cc: J Culbreath, Colonial Pipeline Company
Naomi Fretz, APEX Companies, LLC
Robert Hughes, Colonial Pipeline
Cameron Lee, Montrose-EPS
Jamie Moran, APEX Companies, LLC
Jeff Morrison, Colonial Pipeline Company
Tom Naumann, APEX Companies - NC
Joe Nicolette, Montrose-EPS
Kaitlyn Nootens, Apex Companies
Christopher Schultz, Apex Companies
Matt Teixeira, Apex Companies, LLC
Michael Verdon, Colonial Pipeline Company
JM Wyatt, Colonial Pipeline Company

**REPORT OF LABORATORY ANALYSIS**

This report shall not be reproduced, except in full,
without the written consent of Pace Analytical Services, LLC.

**Pace Analytical Services, LLC**
9800 Kincey Ave.  Suite 100
Huntersville, NC 28078
(704)875-9092

## CERTIFICATIONS

Project: 2020-L1-2448 INCIDENT
Pace Project No.: 92580067

**Pace Analytical Services Charlotte**

South Carolina Laboratory ID: 99006
9800 Kincey Ave. Ste 100, Huntersville, NC 28078
North Carolina Drinking Water Certification #: 37706
North Carolina Field Services Certification #: 5342
North Carolina Wastewater Certification #: 12
South Carolina Laboratory ID: 99006
South Carolina Certification #: 99006001
South Carolina Drinking Water Cert. #: 99006003
Florida/NELAP Certification #: E87627
Kentucky UST Certification #: 84
Louisiana DoH Drinking Water #: LA029
Virginia/VELAP Certification #: 460221

**Pace Analytical Services Asheville**

2225 Riverside Drive, Asheville, NC  28804
Florida/NELAP Certification #: E87648
North Carolina Drinking Water Certification #: 37712
North Carolina Wastewater Certification #: 40
South Carolina Laboratory ID: 99030
South Carolina Certification #: 99030001
Virginia/VELAP Certification #: 460222



This report shall not be reproduced, except in full,
without the written consent of Pace Analytical Services, LLC.

**Pace Analytical Services, LLC**
9800 Kincey Ave. Suite 100
Huntersville, NC 28078
(704)875-9092

## SAMPLE SUMMARY

Project: 2020-L1-2448 INCIDENT
Pace Project No.: 92580067

| Lab ID | Sample ID | Matrix | Date Collected | Date Received |
|---|---|---|---|---|
| **92580067001** | **14401_HC_RD** | Water | 12/28/21 10:08 | 12/28/21 11:52 |



This report shall not be reproduced, except in full,
without the written consent of Pace Analytical Services, LLC.

**Pace Analytical Services, LLC**
9800 Kincey Ave. Suite 100
Huntersville, NC 28078
(704)875-9092

## SAMPLE ANALYTE COUNT

Project: 2020-L1-2448 INCIDENT
Pace Project No.: 92580067

| Lab ID | Sample ID | Method | Analysts | Analytes Reported | Laboratory |
|---|---|---|---|---|---|
| **92580067001** | **14401_HC_RD** | MADEP VPH | MAD | 6 | PASI-C |
| | | EPA 6010D | DS | 1 | PASI-A |
| | | SM 6200B | SAS | 64 | PASI-C |

PASI-A = Pace Analytical Services - Asheville
PASI-C = Pace Analytical Services - Charlotte



This report shall not be reproduced, except in full,
without the written consent of Pace Analytical Services, LLC.

Pace Analytical Services, LLC
9800 Kincey Ave. Suite 100
Huntersville, NC 28078
(704)875-9092

## ANALYTICAL RESULTS

Project: 2020-L1-2448 INCIDENT
Pace Project No.: 92580067

**Sample: 14401_HC_RD** **Lab ID: 92580067001** Collected: 12/28/21 10:08 Received: 12/28/21 11:52 Matrix: Water

| Parameters | Results | Units | Report Limit | MDL | DF | Prepared | Analyzed | CAS No. | Qual |
|---|---|---|---|---|---|---|---|---|---|
| **VPH NC Water** | Analytical Method: MADEP VPH<br>Pace Analytical Services - Charlotte | | | | | | | | |
| Total VPH (C5-C12) | ND | ug/L | 50.0 | 50.0 | 1 | | 12/28/21 20:12 | | N2 |
| Aliphatic (C05-C08) | ND | ug/L | 50.0 | 50.0 | 1 | | 12/28/21 20:12 | | N2 |
| Aliphatic(C09-C12) Adjusted | ND | ug/L | 50.0 | 50.0 | 1 | | 12/28/21 20:12 | | N2 |
| Aromatic (C09-C10) | ND | ug/L | 50.0 | 50.0 | 1 | | 12/28/21 20:12 | | N2 |
| ***Surrogates*** | | | | | | | | | |
| 4-Bromofluorobenzene (FID) (S) | 94 | % | 70-130 | | 1 | | 12/28/21 20:12 | 460-00-4 | |
| 4-Bromofluorobenzene (PID) (S) | 82 | % | 70-130 | | 1 | | 12/28/21 20:12 | 460-00-4 | |
| **6010 MET ICP** | Analytical Method: EPA 6010D Preparation Method: EPA 3010A<br>Pace Analytical Services - Asheville | | | | | | | | |
| Lead | ND | ug/L | 5.0 | 4.5 | 1 | 12/30/21 15:01 | 01/07/22 18:36 | 7439-92-1 | |
| **6200B MSV** | Analytical Method: SM 6200B<br>Pace Analytical Services - Charlotte | | | | | | | | |
| Benzene | ND | ug/L | 0.50 | 0.34 | 1 | | 12/29/21 14:32 | 71-43-2 | |
| Bromobenzene | ND | ug/L | 0.50 | 0.29 | 1 | | 12/29/21 14:32 | 108-86-1 | |
| Bromochloromethane | ND | ug/L | 0.50 | 0.47 | 1 | | 12/29/21 14:32 | 74-97-5 | |
| Bromodichloromethane | ND | ug/L | 0.50 | 0.31 | 1 | | 12/29/21 14:32 | 75-27-4 | |
| Bromoform | ND | ug/L | 0.50 | 0.34 | 1 | | 12/29/21 14:32 | 75-25-2 | |
| Bromomethane | ND | ug/L | 5.0 | 1.7 | 1 | | 12/29/21 14:32 | 74-83-9 | |
| n-Butylbenzene | ND | ug/L | 0.50 | 0.49 | 1 | | 12/29/21 14:32 | 104-51-8 | |
| sec-Butylbenzene | ND | ug/L | 0.50 | 0.40 | 1 | | 12/29/21 14:32 | 135-98-8 | |
| tert-Butylbenzene | ND | ug/L | 0.50 | 0.32 | 1 | | 12/29/21 14:32 | 98-06-6 | |
| Carbon tetrachloride | ND | ug/L | 0.50 | 0.33 | 1 | | 12/29/21 14:32 | 56-23-5 | |
| Chlorobenzene | ND | ug/L | 0.50 | 0.28 | 1 | | 12/29/21 14:32 | 108-90-7 | |
| Chloroethane | ND | ug/L | 1.0 | 0.65 | 1 | | 12/29/21 14:32 | 75-00-3 | |
| Chloroform | ND | ug/L | 0.50 | 0.35 | 1 | | 12/29/21 14:32 | 67-66-3 | |
| Chloromethane | ND | ug/L | 1.0 | 0.54 | 1 | | 12/29/21 14:32 | 74-87-3 | |
| 2-Chlorotoluene | ND | ug/L | 0.50 | 0.32 | 1 | | 12/29/21 14:32 | 95-49-8 | |
| 4-Chlorotoluene | ND | ug/L | 0.50 | 0.32 | 1 | | 12/29/21 14:32 | 106-43-4 | |
| 1,2-Dibromo-3-chloropropane | ND | ug/L | 1.0 | 0.34 | 1 | | 12/29/21 14:32 | 96-12-8 | |
| Dibromochloromethane | ND | ug/L | 0.50 | 0.36 | 1 | | 12/29/21 14:32 | 124-48-1 | |
| 1,2-Dibromoethane (EDB) | ND | ug/L | 0.50 | 0.27 | 1 | | 12/29/21 14:32 | 106-93-4 | |
| Dibromomethane | ND | ug/L | 0.50 | 0.39 | 1 | | 12/29/21 14:32 | 74-95-3 | |
| 1,2-Dichlorobenzene | ND | ug/L | 0.50 | 0.34 | 1 | | 12/29/21 14:32 | 95-50-1 | |
| 1,3-Dichlorobenzene | ND | ug/L | 0.50 | 0.34 | 1 | | 12/29/21 14:32 | 541-73-1 | |
| 1,4-Dichlorobenzene | ND | ug/L | 0.50 | 0.33 | 1 | | 12/29/21 14:32 | 106-46-7 | |
| Dichlorodifluoromethane | ND | ug/L | 0.50 | 0.35 | 1 | | 12/29/21 14:32 | 75-71-8 | |
| 1,1-Dichloroethane | ND | ug/L | 0.50 | 0.37 | 1 | | 12/29/21 14:32 | 75-34-3 | |
| 1,2-Dichloroethane | ND | ug/L | 0.50 | 0.32 | 1 | | 12/29/21 14:32 | 107-06-2 | |
| 1,1-Dichloroethene | ND | ug/L | 0.50 | 0.35 | 1 | | 12/29/21 14:32 | 75-35-4 | |
| cis-1,2-Dichloroethene | ND | ug/L | 0.50 | 0.38 | 1 | | 12/29/21 14:32 | 156-59-2 | |
| trans-1,2-Dichloroethene | ND | ug/L | 0.50 | 0.40 | 1 | | 12/29/21 14:32 | 156-60-5 | |
| 1,2-Dichloropropane | ND | ug/L | 0.50 | 0.36 | 1 | | 12/29/21 14:32 | 78-87-5 | |
| 1,3-Dichloropropane | ND | ug/L | 0.50 | 0.28 | 1 | | 12/29/21 14:32 | 142-28-9 | |

## REPORT OF LABORATORY ANALYSIS

This report shall not be reproduced, except in full,
without the written consent of Pace Analytical Services, LLC.

**Pace Analytical Services, LLC**
9800 Kincey Ave. Suite 100
Huntersville, NC 28078
(704)875-9092

## ANALYTICAL RESULTS

Project: 2020-L1-2448 INCIDENT
Pace Project No.: 92580067

**Sample: 14401_HC_RD** **Lab ID: 92580067001** Collected: 12/28/21 10:08 Received: 12/28/21 11:52 Matrix: Water

| Parameters | Results | Units | Report Limit | MDL | DF | Prepared | Analyzed | CAS No. | Qual |
|---|---|---|---|---|---|---|---|---|---|
| **6200B MSV** | Analytical Method: SM 6200B<br>Pace Analytical Services - Charlotte | | | | | | | | |
| 2,2-Dichloropropane | ND | ug/L | 0.50 | 0.39 | 1 | | 12/29/21 14:32 | 594-20-7 | |
| 1,1-Dichloropropene | ND | ug/L | 0.50 | 0.43 | 1 | | 12/29/21 14:32 | 563-58-6 | |
| cis-1,3-Dichloropropene | ND | ug/L | 0.50 | 0.36 | 1 | | 12/29/21 14:32 | 10061-01-5 | |
| trans-1,3-Dichloropropene | ND | ug/L | 0.50 | 0.36 | 1 | | 12/29/21 14:32 | 10061-02-6 | |
| Diisopropyl ether | ND | ug/L | 0.50 | 0.31 | 1 | | 12/29/21 14:32 | 108-20-3 | |
| Ethanol | ND | ug/L | 200 | 72.2 | 1 | | 12/29/21 14:32 | 64-17-5 | |
| Ethylbenzene | ND | ug/L | 0.50 | 0.30 | 1 | | 12/29/21 14:32 | 100-41-4 | |
| Hexachloro-1,3-butadiene | ND | ug/L | 2.0 | 1.5 | 1 | | 12/29/21 14:32 | 87-68-3 | |
| Isopropylbenzene (Cumene) | ND | ug/L | 0.50 | 0.33 | 1 | | 12/29/21 14:32 | 98-82-8 | |
| Methylene Chloride | ND | ug/L | 2.0 | 2.0 | 1 | | 12/29/21 14:32 | 75-09-2 | |
| Methyl-tert-butyl ether | ND | ug/L | 0.50 | 0.42 | 1 | | 12/29/21 14:32 | 1634-04-4 | |
| Naphthalene | ND | ug/L | 2.0 | 0.64 | 1 | | 12/29/21 14:32 | 91-20-3 | |
| n-Propylbenzene | ND | ug/L | 0.50 | 0.34 | 1 | | 12/29/21 14:32 | 103-65-1 | |
| Styrene | ND | ug/L | 0.50 | 0.29 | 1 | | 12/29/21 14:32 | 100-42-5 | |
| 1,1,1,2-Tetrachloroethane | ND | ug/L | 0.50 | 0.31 | 1 | | 12/29/21 14:32 | 630-20-6 | |
| 1,1,2,2-Tetrachloroethane | ND | ug/L | 0.50 | 0.22 | 1 | | 12/29/21 14:32 | 79-34-5 | |
| Tetrachloroethene | ND | ug/L | 0.50 | 0.29 | 1 | | 12/29/21 14:32 | 127-18-4 | |
| Toluene | ND | ug/L | 0.50 | 0.48 | 1 | | 12/29/21 14:32 | 108-88-3 | |
| 1,2,3-Trichlorobenzene | ND | ug/L | 2.0 | 0.81 | 1 | | 12/29/21 14:32 | 87-61-6 | |
| 1,2,4-Trichlorobenzene | ND | ug/L | 2.0 | 0.64 | 1 | | 12/29/21 14:32 | 120-82-1 | |
| 1,1,1-Trichloroethane | ND | ug/L | 0.50 | 0.33 | 1 | | 12/29/21 14:32 | 71-55-6 | |
| 1,1,2-Trichloroethane | ND | ug/L | 0.50 | 0.32 | 1 | | 12/29/21 14:32 | 79-00-5 | |
| Trichloroethene | ND | ug/L | 0.50 | 0.38 | 1 | | 12/29/21 14:32 | 79-01-6 | |
| Trichlorofluoromethane | ND | ug/L | 1.0 | 0.30 | 1 | | 12/29/21 14:32 | 75-69-4 | |
| 1,2,3-Trichloropropane | ND | ug/L | 0.50 | 0.26 | 1 | | 12/29/21 14:32 | 96-18-4 | |
| 1,2,4-Trimethylbenzene | ND | ug/L | 0.50 | 0.50 | 1 | | 12/29/21 14:32 | 95-63-6 | |
| 1,3,5-Trimethylbenzene | ND | ug/L | 0.50 | 0.33 | 1 | | 12/29/21 14:32 | 108-67-8 | |
| Vinyl chloride | ND | ug/L | 1.0 | 0.39 | 1 | | 12/29/21 14:32 | 75-01-4 | |
| m&p-Xylene | ND | ug/L | 1.0 | 0.71 | 1 | | 12/29/21 14:32 | 179601-23-1 | |
| o-Xylene | ND | ug/L | 0.50 | 0.34 | 1 | | 12/29/21 14:32 | 95-47-6 | |
| ***Surrogates*** | | | | | | | | | |
| 1,2-Dichloroethane-d4 (S) | 90 | % | 70-130 | | 1 | | 12/29/21 14:32 | 17060-07-0 | |
| 4-Bromofluorobenzene (S) | 94 | % | 70-130 | | 1 | | 12/29/21 14:32 | 460-00-4 | |
| Toluene-d8 (S) | 100 | % | 70-130 | | 1 | | 12/29/21 14:32 | 2037-26-5 | |

## REPORT OF LABORATORY ANALYSIS

This report shall not be reproduced, except in full,
without the written consent of Pace Analytical Services, LLC.

**Pace Analytical Services, LLC**
9800 Kincey Ave. Suite 100
Huntersville, NC 28078
(704)875-9092

## QUALITY CONTROL DATA

Project: 2020-L1-2448 INCIDENT
Pace Project No.: 92580067

QC Batch: 668794
QC Batch Method: MADEP VPH
Analysis Method: MADEP VPH
Analysis Description: VPH NC Water
Laboratory: Pace Analytical Services - Charlotte
Associated Lab Samples: 92580067001

METHOD BLANK: 3502811 Matrix: Water
Associated Lab Samples: 92580067001

| Parameter | Units | Blank Result | Reporting Limit | MDL | Analyzed | Qualifiers |
|---|---|---|---|---|---|---|
| Aliphatic (C05-C08) | ug/L | ND | 50.0 | 50.0 | 12/28/21 17:22 | N2 |
| Aromatic (C09-C10) | ug/L | ND | 50.0 | 50.0 | 12/28/21 17:22 | N2 |
| 4-Bromofluorobenzene (FID) (S) | % | 95 | 70-130 | | 12/28/21 17:22 | |
| 4-Bromofluorobenzene (PID) (S) | % | 84 | 70-130 | | 12/28/21 17:22 | |

LABORATORY CONTROL SAMPLE & LCSD: 3502812 3502813

| Parameter | Units | Spike Conc. | LCS Result | LCSD Result | LCS % Rec | LCSD % Rec | % Rec Limits | RPD | Max RPD | Qualifiers |
|---|---|---|---|---|---|---|---|---|---|---|
| Aliphatic (C05-C08) | ug/L | 300 | 310 | 300 | 103 | 100 | 70-130 | 3 | 25 | N2 |
| Aromatic (C09-C10) | ug/L | 100 | 98.4 | 100 | 98 | 100 | 70-130 | 2 | 25 | N2 |
| 4-Bromofluorobenzene (FID) (S) | % | | | | 97 | 94 | 70-130 | | | |
| 4-Bromofluorobenzene (PID) (S) | % | | | | 86 | 81 | 70-130 | | | |

**Results presented on this page are in the units indicated by the "Units" column except where an alternate unit is presented to the right of the result.**

## REPORT OF LABORATORY ANALYSIS

This report shall not be reproduced, except in full,
without the written consent of Pace Analytical Services, LLC.

**Pace Analytical Services, LLC**
9800 Kincey Ave. Suite 100
Huntersville, NC 28078
(704)875-9092

## QUALITY CONTROL DATA

Project: 2020-L1-2448 INCIDENT
Pace Project No.: 92580067

QC Batch: 668894
QC Batch Method: EPA 3010A
Analysis Method: EPA 6010D
Analysis Description: 6010 MET
Laboratory: Pace Analytical Services - Asheville
Associated Lab Samples: 92580067001

METHOD BLANK: 3503161 Matrix: Water
Associated Lab Samples: 92580067001

| Parameter | Units | Blank Result | Reporting Limit | MDL | Analyzed | Qualifiers |
|---|---|---|---|---|---|---|
| Lead | ug/L | ND | 5.0 | 4.5 | 01/07/22 17:10 | |

LABORATORY CONTROL SAMPLE: 3503162

| Parameter | Units | Spike Conc. | LCS Result | LCS % Rec | % Rec Limits | Qualifiers |
|---|---|---|---|---|---|---|
| Lead | ug/L | 500 | 516 | 103 | 80-120 | |

MATRIX SPIKE & MATRIX SPIKE DUPLICATE: 3503163 3503164

| Parameter | Units | 92578300001 Result | MS Spike Conc. | MSD Spike Conc. | MS Result | MSD Result | MS % Rec | MSD % Rec | % Rec Limits | RPD | Max RPD | Qual |
|---|---|---|---|---|---|---|---|---|---|---|---|---|
| Lead | ug/L | 8.4 | 500 | 500 | 501 | 506 | 99 | 99 | 75-125 | 1 | 20 | |

**Results presented on this page are in the units indicated by the "Units" column except where an alternate unit is presented to the right of the result.**

## REPORT OF LABORATORY ANALYSIS

This report shall not be reproduced, except in full,
without the written consent of Pace Analytical Services, LLC.

Pace Analytical Services, LLC
9800 Kincey Ave. Suite 100
Huntersville, NC 28078
(704)875-9092

## QUALITY CONTROL DATA

Project: 2020-L1-2448 INCIDENT
Pace Project No.: 92580067

QC Batch: 668911
QC Batch Method: SM 6200B
Analysis Method: SM 6200B
Analysis Description: 6200B MSV
Laboratory: Pace Analytical Services - Charlotte

Associated Lab Samples: 92580067001

METHOD BLANK: 3503199 Matrix: Water
Associated Lab Samples: 92580067001

| Parameter | Units | Blank Result | Reporting Limit | MDL | Analyzed | Qualifiers |
|---|---|---|---|---|---|---|
| 1,1,1,2-Tetrachloroethane | ug/L | ND | 0.50 | 0.31 | 12/29/21 10:56 | |
| 1,1,1-Trichloroethane | ug/L | ND | 0.50 | 0.33 | 12/29/21 10:56 | |
| 1,1,2,2-Tetrachloroethane | ug/L | ND | 0.50 | 0.22 | 12/29/21 10:56 | |
| 1,1,2-Trichloroethane | ug/L | ND | 0.50 | 0.32 | 12/29/21 10:56 | |
| 1,1-Dichloroethane | ug/L | ND | 0.50 | 0.37 | 12/29/21 10:56 | |
| 1,1-Dichloroethene | ug/L | ND | 0.50 | 0.35 | 12/29/21 10:56 | |
| 1,1-Dichloropropene | ug/L | ND | 0.50 | 0.43 | 12/29/21 10:56 | |
| 1,2,3-Trichlorobenzene | ug/L | ND | 2.0 | 0.81 | 12/29/21 10:56 | |
| 1,2,3-Trichloropropane | ug/L | ND | 0.50 | 0.26 | 12/29/21 10:56 | |
| 1,2,4-Trichlorobenzene | ug/L | ND | 2.0 | 0.64 | 12/29/21 10:56 | |
| 1,2,4-Trimethylbenzene | ug/L | ND | 0.50 | 0.50 | 12/29/21 10:56 | |
| 1,2-Dibromo-3-chloropropane | ug/L | ND | 1.0 | 0.34 | 12/29/21 10:56 | |
| 1,2-Dibromoethane (EDB) | ug/L | ND | 0.50 | 0.27 | 12/29/21 10:56 | |
| 1,2-Dichlorobenzene | ug/L | ND | 0.50 | 0.34 | 12/29/21 10:56 | |
| 1,2-Dichloroethane | ug/L | ND | 0.50 | 0.32 | 12/29/21 10:56 | |
| 1,2-Dichloropropane | ug/L | ND | 0.50 | 0.36 | 12/29/21 10:56 | |
| 1,3,5-Trimethylbenzene | ug/L | ND | 0.50 | 0.33 | 12/29/21 10:56 | |
| 1,3-Dichlorobenzene | ug/L | ND | 0.50 | 0.34 | 12/29/21 10:56 | |
| 1,3-Dichloropropane | ug/L | ND | 0.50 | 0.28 | 12/29/21 10:56 | |
| 1,4-Dichlorobenzene | ug/L | ND | 0.50 | 0.33 | 12/29/21 10:56 | |
| 2,2-Dichloropropane | ug/L | ND | 0.50 | 0.39 | 12/29/21 10:56 | |
| 2-Chlorotoluene | ug/L | ND | 0.50 | 0.32 | 12/29/21 10:56 | |
| 4-Chlorotoluene | ug/L | ND | 0.50 | 0.32 | 12/29/21 10:56 | |
| Benzene | ug/L | ND | 0.50 | 0.34 | 12/29/21 10:56 | |
| Bromobenzene | ug/L | ND | 0.50 | 0.29 | 12/29/21 10:56 | |
| Bromochloromethane | ug/L | ND | 0.50 | 0.47 | 12/29/21 10:56 | |
| Bromodichloromethane | ug/L | ND | 0.50 | 0.31 | 12/29/21 10:56 | |
| Bromoform | ug/L | ND | 0.50 | 0.34 | 12/29/21 10:56 | |
| Bromomethane | ug/L | ND | 5.0 | 1.7 | 12/29/21 10:56 | |
| Carbon tetrachloride | ug/L | ND | 0.50 | 0.33 | 12/29/21 10:56 | |
| Chlorobenzene | ug/L | ND | 0.50 | 0.28 | 12/29/21 10:56 | |
| Chloroethane | ug/L | ND | 1.0 | 0.65 | 12/29/21 10:56 | |
| Chloroform | ug/L | ND | 0.50 | 0.35 | 12/29/21 10:56 | |
| Chloromethane | ug/L | ND | 1.0 | 0.54 | 12/29/21 10:56 | |
| cis-1,2-Dichloroethene | ug/L | ND | 0.50 | 0.38 | 12/29/21 10:56 | |
| cis-1,3-Dichloropropene | ug/L | ND | 0.50 | 0.36 | 12/29/21 10:56 | |
| Dibromochloromethane | ug/L | ND | 0.50 | 0.36 | 12/29/21 10:56 | |
| Dibromomethane | ug/L | ND | 0.50 | 0.39 | 12/29/21 10:56 | |
| Dichlorodifluoromethane | ug/L | ND | 0.50 | 0.35 | 12/29/21 10:56 | |
| Diisopropyl ether | ug/L | ND | 0.50 | 0.31 | 12/29/21 10:56 | |

**Results presented on this page are in the units indicated by the "Units" column except where an alternate unit is presented to the right of the result.**

## REPORT OF LABORATORY ANALYSIS

This report shall not be reproduced, except in full,
without the written consent of Pace Analytical Services, LLC.

Pace Analytical Services, LLC
9800 Kincey Ave. Suite 100
Huntersville, NC 28078
(704)875-9092

## QUALITY CONTROL DATA

Project: 2020-L1-2448 INCIDENT
Pace Project No.: 92580067

METHOD BLANK: 3503199 Matrix: Water
Associated Lab Samples: 92580067001

| Parameter | Units | Blank Result | Reporting Limit | MDL | Analyzed | Qualifiers |
|---|---|---|---|---|---|---|
| Ethanol | ug/L | ND | 200 | 72.2 | 12/29/21 10:56 | |
| Ethylbenzene | ug/L | ND | 0.50 | 0.30 | 12/29/21 10:56 | |
| Hexachloro-1,3-butadiene | ug/L | ND | 2.0 | 1.5 | 12/29/21 10:56 | |
| Isopropylbenzene (Cumene) | ug/L | ND | 0.50 | 0.33 | 12/29/21 10:56 | |
| m&p-Xylene | ug/L | ND | 1.0 | 0.71 | 12/29/21 10:56 | |
| Methyl-tert-butyl ether | ug/L | ND | 0.50 | 0.42 | 12/29/21 10:56 | |
| Methylene Chloride | ug/L | ND | 2.0 | 2.0 | 12/29/21 10:56 | |
| n-Butylbenzene | ug/L | ND | 0.50 | 0.49 | 12/29/21 10:56 | |
| n-Propylbenzene | ug/L | ND | 0.50 | 0.34 | 12/29/21 10:56 | |
| Naphthalene | ug/L | ND | 2.0 | 0.64 | 12/29/21 10:56 | |
| o-Xylene | ug/L | ND | 0.50 | 0.34 | 12/29/21 10:56 | |
| sec-Butylbenzene | ug/L | ND | 0.50 | 0.40 | 12/29/21 10:56 | |
| Styrene | ug/L | ND | 0.50 | 0.29 | 12/29/21 10:56 | |
| tert-Butylbenzene | ug/L | ND | 0.50 | 0.32 | 12/29/21 10:56 | |
| Tetrachloroethene | ug/L | ND | 0.50 | 0.29 | 12/29/21 10:56 | |
| Toluene | ug/L | ND | 0.50 | 0.48 | 12/29/21 10:56 | |
| trans-1,2-Dichloroethene | ug/L | ND | 0.50 | 0.40 | 12/29/21 10:56 | |
| trans-1,3-Dichloropropene | ug/L | ND | 0.50 | 0.36 | 12/29/21 10:56 | |
| Trichloroethene | ug/L | ND | 0.50 | 0.38 | 12/29/21 10:56 | |
| Trichlorofluoromethane | ug/L | ND | 1.0 | 0.30 | 12/29/21 10:56 | |
| Vinyl chloride | ug/L | ND | 1.0 | 0.39 | 12/29/21 10:56 | |
| 1,2-Dichloroethane-d4 (S) | % | 95 | 70-130 | | 12/29/21 10:56 | |
| 4-Bromofluorobenzene (S) | % | 97 | 70-130 | | 12/29/21 10:56 | |
| Toluene-d8 (S) | % | 101 | 70-130 | | 12/29/21 10:56 | |

LABORATORY CONTROL SAMPLE: 3503200

| Parameter | Units | Spike Conc. | LCS Result | LCS % Rec | % Rec Limits | Qualifiers |
|---|---|---|---|---|---|---|
| 1,1,1,2-Tetrachloroethane | ug/L | 50 | 51.2 | 102 | 60-140 | |
| 1,1,1-Trichloroethane | ug/L | 50 | 47.1 | 94 | 60-140 | |
| 1,1,2,2-Tetrachloroethane | ug/L | 50 | 51.1 | 102 | 60-140 | |
| 1,1,2-Trichloroethane | ug/L | 50 | 56.4 | 113 | 60-140 | |
| 1,1-Dichloroethane | ug/L | 50 | 52.9 | 106 | 60-140 | |
| 1,1-Dichloroethene | ug/L | 50 | 52.1 | 104 | 60-140 | |
| 1,1-Dichloropropene | ug/L | 50 | 48.8 | 98 | 60-140 | |
| 1,2,3-Trichlorobenzene | ug/L | 50 | 53.5 | 107 | 60-140 | |
| 1,2,3-Trichloropropane | ug/L | 50 | 47.0 | 94 | 60-140 | |
| 1,2,4-Trichlorobenzene | ug/L | 50 | 55.1 | 110 | 60-140 | |
| 1,2,4-Trimethylbenzene | ug/L | 50 | 54.5 | 109 | 60-140 | |
| 1,2-Dibromo-3-chloropropane | ug/L | 50 | 45.7 | 91 | 60-140 | |
| 1,2-Dibromoethane (EDB) | ug/L | 50 | 53.1 | 106 | 60-140 | |
| 1,2-Dichlorobenzene | ug/L | 50 | 55.0 | 110 | 60-140 | |
| 1,2-Dichloroethane | ug/L | 50 | 46.7 | 93 | 60-140 | |
| 1,2-Dichloropropane | ug/L | 50 | 53.1 | 106 | 60-140 | |

**Results presented on this page are in the units indicated by the "Units" column except where an alternate unit is presented to the right of the result.**

## REPORT OF LABORATORY ANALYSIS

This report shall not be reproduced, except in full,
without the written consent of Pace Analytical Services, LLC.

**Pace Analytical Services, LLC**
9800 Kincey Ave. Suite 100
Huntersville, NC 28078
(704)875-9092

## QUALITY CONTROL DATA

Project: 2020-L1-2448 INCIDENT
Pace Project No.: 92580067

LABORATORY CONTROL SAMPLE: 3503200

| Parameter | Units | Spike Conc. | LCS Result | LCS % Rec | % Rec Limits | Qualifiers |
|---|---|---|---|---|---|---|
| 1,3,5-Trimethylbenzene | ug/L | 50 | 55.8 | 112 | 60-140 | |
| 1,3-Dichlorobenzene | ug/L | 50 | 54.6 | 109 | 60-140 | |
| 1,3-Dichloropropane | ug/L | 50 | 52.0 | 104 | 60-140 | |
| 1,4-Dichlorobenzene | ug/L | 50 | 54.3 | 109 | 60-140 | |
| 2,2-Dichloropropane | ug/L | 50 | 51.9 | 104 | 60-140 | |
| 2-Chlorotoluene | ug/L | 50 | 55.7 | 111 | 60-140 | |
| 4-Chlorotoluene | ug/L | 50 | 52.7 | 105 | 60-140 | |
| Benzene | ug/L | 50 | 54.6 | 109 | 60-140 | |
| Bromobenzene | ug/L | 50 | 53.2 | 106 | 60-140 | |
| Bromochloromethane | ug/L | 50 | 55.9 | 112 | 60-140 | |
| Bromodichloromethane | ug/L | 50 | 51.4 | 103 | 60-140 | |
| Bromoform | ug/L | 50 | 51.5 | 103 | 60-140 | |
| Bromomethane | ug/L | 50 | 50.2 | 100 | 60-140 | |
| Carbon tetrachloride | ug/L | 50 | 47.8 | 96 | 60-140 | |
| Chlorobenzene | ug/L | 50 | 55.2 | 110 | 60-140 | |
| Chloroethane | ug/L | 50 | 42.1 | 84 | 60-140 | |
| Chloroform | ug/L | 50 | 52.0 | 104 | 60-140 | |
| Chloromethane | ug/L | 50 | 47.5 | 95 | 60-140 | |
| cis-1,2-Dichloroethene | ug/L | 50 | 49.0 | 98 | 60-140 | |
| cis-1,3-Dichloropropene | ug/L | 50 | 52.2 | 104 | 60-140 | |
| Dibromochloromethane | ug/L | 50 | 54.0 | 108 | 60-140 | |
| Dibromomethane | ug/L | 50 | 56.0 | 112 | 60-140 | |
| Dichlorodifluoromethane | ug/L | 50 | 43.0 | 86 | 60-140 | |
| Diisopropyl ether | ug/L | 50 | 47.3 | 95 | 60-140 | |
| Ethanol | ug/L | 2000 | 1850 | 93 | 60-140 | |
| Ethylbenzene | ug/L | 50 | 54.6 | 109 | 60-140 | |
| Hexachloro-1,3-butadiene | ug/L | 50 | 48.9 | 98 | 60-140 | |
| Isopropylbenzene (Cumene) | ug/L | 50 | 58.2 | 116 | 60-140 | |
| m&p-Xylene | ug/L | 100 | 111 | 111 | 60-140 | |
| Methyl-tert-butyl ether | ug/L | 50 | 51.1 | 102 | 60-140 | |
| Methylene Chloride | ug/L | 50 | 50.3 | 101 | 60-140 | |
| n-Butylbenzene | ug/L | 50 | 54.7 | 109 | 60-140 | |
| n-Propylbenzene | ug/L | 50 | 55.2 | 110 | 60-140 | |
| Naphthalene | ug/L | 50 | 49.4 | 99 | 60-140 | |
| o-Xylene | ug/L | 50 | 55.8 | 112 | 60-140 | |
| sec-Butylbenzene | ug/L | 50 | 54.3 | 109 | 60-140 | |
| Styrene | ug/L | 50 | 53.7 | 107 | 60-140 | |
| tert-Butylbenzene | ug/L | 50 | 46.2 | 92 | 60-140 | |
| Tetrachloroethene | ug/L | 50 | 49.8 | 100 | 60-140 | |
| Toluene | ug/L | 50 | 55.5 | 111 | 60-140 | |
| trans-1,2-Dichloroethene | ug/L | 50 | 53.6 | 107 | 60-140 | |
| trans-1,3-Dichloropropene | ug/L | 50 | 53.2 | 106 | 60-140 | |
| Trichloroethene | ug/L | 50 | 55.3 | 111 | 60-140 | |
| Trichlorofluoromethane | ug/L | 50 | 41.6 | 83 | 60-140 | |
| Vinyl chloride | ug/L | 50 | 53.3 | 107 | 60-140 | |
| 1,2-Dichloroethane-d4 (S) | % | | | 90 | 70-130 | |
| 4-Bromofluorobenzene (S) | % | | | 99 | 70-130 | |

**Results presented on this page are in the units indicated by the "Units" column except where an alternate unit is presented to the right of the result.**

## REPORT OF LABORATORY ANALYSIS

This report shall not be reproduced, except in full,
without the written consent of Pace Analytical Services, LLC.

**Pace Analytical Services, LLC**
9800 Kincey Ave. Suite 100
Huntersville, NC 28078
(704)875-9092

## QUALITY CONTROL DATA

Project: 2020-L1-2448 INCIDENT
Pace Project No.: 92580067

LABORATORY CONTROL SAMPLE: 3503200

| Parameter | Units | Spike Conc. | LCS Result | LCS % Rec | % Rec Limits | Qualifiers |
|---|---|---|---|---|---|---|
| Toluene-d8 (S) | % | | | 102 | 70-130 | |

MATRIX SPIKE & MATRIX SPIKE DUPLICATE: 3503201 3503202

| Parameter | Units | 92580059001 Result | MS Spike Conc. | MSD Spike Conc. | MS Result | MSD Result | MS % Rec | MSD % Rec | % Rec Limits | RPD | Max RPD | Qual |
|---|---|---|---|---|---|---|---|---|---|---|---|---|
| 1,1,1,2-Tetrachloroethane | ug/L | ND | 20 | 20 | 19.4 | 22.1 | 97 | 111 | 60-140 | 13 | 30 | |
| 1,1,1-Trichloroethane | ug/L | ND | 20 | 20 | 17.9 | 20.8 | 89 | 104 | 60-140 | 15 | 30 | |
| 1,1,2,2-Tetrachloroethane | ug/L | ND | 20 | 20 | 20.0 | 23.2 | 100 | 116 | 60-140 | 15 | 30 | |
| 1,1,2-Trichloroethane | ug/L | ND | 20 | 20 | 22.1 | 25.3 | 110 | 127 | 60-140 | 14 | 30 | |
| 1,1-Dichloroethane | ug/L | ND | 20 | 20 | 20.7 | 24.1 | 103 | 120 | 60-140 | 15 | 30 | |
| 1,1-Dichloroethene | ug/L | ND | 20 | 20 | 19.6 | 23.2 | 98 | 116 | 60-140 | 17 | 30 | |
| 1,1-Dichloropropene | ug/L | ND | 20 | 20 | 19.2 | 22.5 | 96 | 113 | 60-140 | 16 | 30 | |
| 1,2,3-Trichlorobenzene | ug/L | ND | 20 | 20 | 22.0 | 24.7 | 110 | 123 | 60-140 | 11 | 30 | |
| 1,2,3-Trichloropropane | ug/L | ND | 20 | 20 | 18.6 | 20.7 | 93 | 103 | 60-140 | 11 | 30 | |
| 1,2,4-Trichlorobenzene | ug/L | ND | 20 | 20 | 22.7 | 25.8 | 114 | 129 | 60-140 | 13 | 30 | |
| 1,2,4-Trimethylbenzene | ug/L | ND | 20 | 20 | 21.3 | 24.3 | 107 | 122 | 60-140 | 13 | 30 | |
| 1,2-Dibromo-3-chloropropane | ug/L | ND | 20 | 20 | 17.7 | 20.1 | 88 | 100 | 60-140 | 13 | 30 | |
| 1,2-Dibromoethane (EDB) | ug/L | ND | 20 | 20 | 20.4 | 24.3 | 102 | 121 | 60-140 | 17 | 30 | |
| 1,2-Dichlorobenzene | ug/L | ND | 20 | 20 | 21.1 | 24.0 | 105 | 120 | 60-140 | 13 | 30 | |
| 1,2-Dichloroethane | ug/L | ND | 20 | 20 | 18.2 | 19.8 | 91 | 99 | 60-140 | 9 | 30 | |
| 1,2-Dichloropropane | ug/L | ND | 20 | 20 | 20.4 | 23.4 | 102 | 117 | 60-140 | 14 | 30 | |
| 1,3,5-Trimethylbenzene | ug/L | ND | 20 | 20 | 21.4 | 25.0 | 107 | 125 | 60-140 | 16 | 30 | |
| 1,3-Dichlorobenzene | ug/L | ND | 20 | 20 | 20.7 | 24.3 | 104 | 122 | 60-140 | 16 | 30 | |
| 1,3-Dichloropropane | ug/L | ND | 20 | 20 | 20.4 | 23.7 | 102 | 119 | 60-140 | 15 | 30 | |
| 1,4-Dichlorobenzene | ug/L | ND | 20 | 20 | 21.0 | 24.3 | 105 | 122 | 60-140 | 15 | 30 | |
| 2,2-Dichloropropane | ug/L | ND | 20 | 20 | 19.4 | 22.4 | 97 | 112 | 60-140 | 14 | 30 | |
| 2-Chlorotoluene | ug/L | ND | 20 | 20 | 21.5 | 24.2 | 107 | 121 | 60-140 | 12 | 30 | |
| 4-Chlorotoluene | ug/L | ND | 20 | 20 | 20.4 | 23.1 | 102 | 116 | 60-140 | 12 | 30 | |
| Benzene | ug/L | ND | 20 | 20 | 21.3 | 24.6 | 107 | 123 | 60-140 | 14 | 30 | |
| Bromobenzene | ug/L | ND | 20 | 20 | 20.9 | 24.3 | 105 | 121 | 60-140 | 15 | 30 | |
| Bromochloromethane | ug/L | ND | 20 | 20 | 22.2 | 24.7 | 111 | 123 | 60-140 | 11 | 30 | |
| Bromodichloromethane | ug/L | ND | 20 | 20 | 18.8 | 21.4 | 94 | 107 | 60-140 | 13 | 30 | |
| Bromoform | ug/L | ND | 20 | 20 | 18.2 | 21.0 | 91 | 105 | 60-140 | 14 | 30 | |
| Bromomethane | ug/L | ND | 20 | 20 | 17.1 | 19.1 | 85 | 96 | 60-140 | 12 | 30 | |
| Carbon tetrachloride | ug/L | ND | 20 | 20 | 17.0 | 20.6 | 85 | 103 | 60-140 | 19 | 30 | |
| Chlorobenzene | ug/L | ND | 20 | 20 | 21.5 | 24.9 | 108 | 124 | 60-140 | 14 | 30 | |
| Chloroethane | ug/L | ND | 20 | 20 | 21.5 | 24.4 | 107 | 122 | 60-140 | 13 | 30 | |
| Chloroform | ug/L | ND | 20 | 20 | 20.6 | 23.4 | 103 | 117 | 60-140 | 13 | 30 | |
| Chloromethane | ug/L | ND | 20 | 20 | 17.8 | 20.9 | 89 | 104 | 60-140 | 16 | 30 | |
| cis-1,2-Dichloroethene | ug/L | ND | 20 | 20 | 19.2 | 22.4 | 96 | 112 | 60-140 | 16 | 30 | |
| cis-1,3-Dichloropropene | ug/L | ND | 20 | 20 | 19.2 | 22.0 | 96 | 110 | 60-140 | 14 | 30 | |
| Dibromochloromethane | ug/L | ND | 20 | 20 | 19.7 | 22.8 | 99 | 114 | 60-140 | 15 | 30 | |
| Dibromomethane | ug/L | ND | 20 | 20 | 21.8 | 25.1 | 109 | 126 | 60-140 | 14 | 30 | |

**Results presented on this page are in the units indicated by the "Units" column except where an alternate unit is presented to the right of the result.**

## REPORT OF LABORATORY ANALYSIS

This report shall not be reproduced, except in full,
without the written consent of Pace Analytical Services, LLC.

**Pace Analytical Services, LLC**
9800 Kincey Ave. Suite 100
Huntersville, NC 28078
(704)875-9092

## QUALITY CONTROL DATA

Project: 2020-L1-2448 INCIDENT
Pace Project No.: 92580067

MATRIX SPIKE & MATRIX SPIKE DUPLICATE: 3503201 3503202

| Parameter | Units | 92580059001 Result | MS Spike Conc. | MSD Spike Conc. | MS Result | MSD Result | MS % Rec | MSD % Rec | % Rec Limits | RPD | Max RPD | Qual |
|---|---|---|---|---|---|---|---|---|---|---|---|---|
| Dichlorodifluoromethane | ug/L | ND | 20 | 20 | 13.3 | 17.6 | 66 | 88 | 60-140 | 28 | 30 | |
| Diisopropyl ether | ug/L | ND | 20 | 20 | 17.7 | 20.8 | 88 | 104 | 60-140 | 16 | 30 | |
| Ethanol | ug/L | ND | 800 | 800 | 711 | 858 | 89 | 107 | 60-140 | 19 | 30 | |
| Ethylbenzene | ug/L | ND | 20 | 20 | 21.0 | 24.6 | 105 | 123 | 60-140 | 15 | 30 | |
| Hexachloro-1,3-butadiene | ug/L | ND | 20 | 20 | 18.8 | 21.9 | 94 | 109 | 60-140 | 15 | 30 | |
| Isopropylbenzene (Cumene) | ug/L | ND | 20 | 20 | 21.9 | 26.0 | 109 | 130 | 60-140 | 17 | 30 | |
| m&p-Xylene | ug/L | ND | 40 | 40 | 42.1 | 49.1 | 105 | 123 | 60-140 | 15 | 30 | |
| Methyl-tert-butyl ether | ug/L | ND | 20 | 20 | 19.9 | 23.0 | 100 | 115 | 60-140 | 14 | 30 | |
| Methylene Chloride | ug/L | ND | 20 | 20 | 17.6 | 20.6 | 88 | 103 | 60-140 | 16 | 30 | |
| n-Butylbenzene | ug/L | ND | 20 | 20 | 20.8 | 24.4 | 104 | 122 | 60-140 | 16 | 30 | |
| n-Propylbenzene | ug/L | ND | 20 | 20 | 20.9 | 24.9 | 105 | 125 | 60-140 | 18 | 30 | |
| Naphthalene | ug/L | ND | 20 | 20 | 20.0 | 22.9 | 100 | 115 | 60-140 | 14 | 30 | |
| o-Xylene | ug/L | ND | 20 | 20 | 21.2 | 24.3 | 106 | 121 | 60-140 | 13 | 30 | |
| sec-Butylbenzene | ug/L | ND | 20 | 20 | 21.3 | 25.0 | 107 | 125 | 60-140 | 16 | 30 | |
| Styrene | ug/L | ND | 20 | 20 | 20.4 | 23.0 | 102 | 115 | 60-140 | 12 | 30 | |
| tert-Butylbenzene | ug/L | ND | 20 | 20 | 18.5 | 21.0 | 92 | 105 | 60-140 | 13 | 30 | |
| Tetrachloroethene | ug/L | ND | 20 | 20 | 18.9 | 22.2 | 94 | 111 | 60-140 | 16 | 30 | |
| Toluene | ug/L | ND | 20 | 20 | 21.5 | 24.7 | 107 | 123 | 60-140 | 14 | 30 | |
| trans-1,2-Dichloroethene | ug/L | ND | 20 | 20 | 20.7 | 24.7 | 103 | 123 | 60-140 | 18 | 30 | |
| trans-1,3-Dichloropropene | ug/L | ND | 20 | 20 | 19.3 | 21.8 | 96 | 109 | 60-140 | 12 | 30 | |
| Trichloroethene | ug/L | ND | 20 | 20 | 21.0 | 24.5 | 105 | 123 | 60-140 | 16 | 30 | |
| Trichlorofluoromethane | ug/L | ND | 20 | 20 | 15.2 | 19.4 | 76 | 97 | 60-140 | 24 | 30 | |
| Vinyl chloride | ug/L | ND | 20 | 20 | 20.4 | 24.6 | 102 | 123 | 60-140 | 18 | 30 | |
| 1,2-Dichloroethane-d4 (S) | % | | | | | | 87 | 87 | 70-130 | | | |
| 4-Bromofluorobenzene (S) | % | | | | | | 98 | 96 | 70-130 | | | |
| Toluene-d8 (S) | % | | | | | | 101 | 99 | 70-130 | | | |

**Results presented on this page are in the units indicated by the "Units" column except where an alternate unit is presented to the right of the result.**

## REPORT OF LABORATORY ANALYSIS

This report shall not be reproduced, except in full,
without the written consent of Pace Analytical Services, LLC.

**Pace Analytical Services, LLC**
9800 Kincey Ave. Suite 100
Huntersville, NC 28078
(704)875-9092

# QUALIFIERS

Project: 2020-L1-2448 INCIDENT
Pace Project No.: 92580067

## DEFINITIONS

DF - Dilution Factor, if reported, represents the factor applied to the reported data due to dilution of the sample aliquot.

ND - Not Detected at or above adjusted reporting limit.

TNTC - Too Numerous To Count

J - Estimated concentration above the adjusted method detection limit and below the adjusted reporting limit.

MDL - Adjusted Method Detection Limit.

PQL - Practical Quantitation Limit.

RL - Reporting Limit - The lowest concentration value that meets project requirements for quantitative data with known precision and bias for a specific analyte in a specific matrix.

S - Surrogate

1,2-Diphenylhydrazine decomposes to and cannot be separated from Azobenzene using Method 8270. The result for each analyte is a combined concentration.

Consistent with EPA guidelines, unrounded data are displayed and have been used to calculate % recovery and RPD values.

LCS(D) - Laboratory Control Sample (Duplicate)

MS(D) - Matrix Spike (Duplicate)

DUP - Sample Duplicate

RPD - Relative Percent Difference

NC - Not Calculable.

SG - Silica Gel - Clean-Up

U - Indicates the compound was analyzed for, but not detected.

Acid preservation may not be appropriate for 2 Chloroethylvinyl ether.

A separate vial preserved to a pH of 4-5 is recommended in SW846 Chapter 4 for the analysis of Acrolein and Acrylonitrile by EPA Method 8260.

N-Nitrosodiphenylamine decomposes and cannot be separated from Diphenylamine using Method 8270. The result reported for each analyte is a combined concentration.

Reported results are not rounded until the final step prior to reporting. Therefore, calculated parameters that are typically reported as "Total" may vary slightly from the sum of the reported component parameters.

Pace Analytical is TNI accredited. Contact your Pace PM for the current list of accredited analytes.

TNI - The NELAC Institute.

## ANALYTE QUALIFIERS

| | |
|---|---|
| N2 | The lab does not hold NELAC/TNI accreditation for this parameter but other accreditations/certifications may apply. A complete list of accreditations/certifications is available upon request. |



This report shall not be reproduced, except in full,
without the written consent of Pace Analytical Services, LLC.

**Pace Analytical Services, LLC**
9800 Kincey Ave. Suite 100
Huntersville, NC 28078
(704)875-9092

## QUALITY CONTROL DATA CROSS REFERENCE TABLE

Project: 2020-L1-2448 INCIDENT
Pace Project No.: 92580067

| Lab ID | Sample ID | QC Batch Method | QC Batch | Analytical Method | Analytical Batch |
|---|---|---|---|---|---|
| **92580067001** | **14401_HC_RD** | MADEP VPH | 668794 | | |
| **92580067001** | **14401_HC_RD** | EPA 3010A | 668894 | EPA 6010D | 669318 |
| **92580067001** | **14401_HC_RD** | SM 6200B | 668911 | | |



This report shall not be reproduced, except in full,
without the written consent of Pace Analytical Services, LLC.

# CHAIN-OF-CUSTODY Analytical Request Document

Pace Analytical

Chain-of-Custody is a LEGAL DOCUMENT - Complete all relevent fields

LAB USE ONLY- WO# : 92580067 or

92580067

| | |
|---|---|
| Company: Apex Companies | Billing Information: |
| Address: | |
| Report To: Andrew Street | Email To: andrew.street@apexcos.com |
| Copy To: | Site Collection Info/Address: 14401 Huntersville Concord Rd |
| Customer Project Name/Number: 2020-LI-2448 | State: NC County/City: Huntersville Time Zone Collected: [ ] PT [ ] MT [ ] CT [ ] ET |
| Phone: Email: | Site/Facility ID #: Compliance Monitoring? [ ] Yes [ ] No |
| Collected By (print): Matt Teixeira | Purchase Order #: Quote #: DW PWS ID #: DW Location Code: |
| Collected By (signature): | Turnaround Date Required: ASAP Immediately Packed on Ice: [ ] Yes [ ] No |
| Sample Disposal: [ ] Dispose as appropriate [ ] Return [ ] Archive: [ ] Hold: | Rush: [ ] Same Day [ ] Next Day [ ] 2 Day [ ] 3 Day [ ] 4 Day [ ] 5 Day (Expedite Charges Apply) Field Filtered (if applicable): [ ] Yes [ ] No Analysis: |

* Matrix Codes (Insert in Matrix box below): Drinking Water (DW), Ground Water (GW), Wastewater (WW), Product (P), Soil/Solid (SL), Oil (OL), Wipe (WP), Air (AR), Tissue (TS), Bioassay (B), Vapor (V), Other (OT)

** Preservative Types: (1) nitric acid, (2) sulfuric acid, (3) hydrochloric acid, (4) sodium hydroxide, (5) zinc acetate, (6) methanol, (7) sodium bisulfate, (8) sodium thiosulfate, (9) hexane, (A) ascorbic acid, (B) ammonium sulfate, (C) ammonium hydroxide, (D) TSP, (U) Unpreserved, (O) Other _____

| Customer Sample ID | Matrix * | Comp / Grab | Collected (or Composite Start) Date | Collected (or Composite Start) Time | Composite End Date | Composite End Time | Res Cl | # of Ctns | Container Pres | Analyses: VOCs 6200B | Analyses: MADEP VPH | Analyses: Lead | Lab Sample # / Comments |
|---|---|---|---|---|---|---|---|---|---|---|---|---|---|
| 14401-HC-RD | DW | G 12-28-21 | 12-28-21 | 1008 | | | | 8 | | X | X | X | 001 |

Lab Profile/Line:

Lab Sample Receipt Checklist:

| | |
|---|---|
| Custody Seals Present/Intact | Y N NA |
| Custody Signatures Present | Y N NA |
| Collector Signature Present | Y N NA |
| Bottles Intact | Y N NA |
| Correct Bottles | Y N NA |
| Sufficient Volume | Y N NA |
| Samples Received on Ice | Y N NA |
| VOA - Headspace Acceptable | Y N NA |
| USDA Regulated Soils | Y N NA |
| Samples in Holding Time | Y N NA |
| Residual Chlorine Present | Y N NA |
| Cl Strips: | |
| Sample pH Acceptable | Y N NA |
| pH Strips: 223619 | |
| Sulfide Present | Y N NA |
| Lead Acetate Strips: | |

LAB USE ONLY:

Customer Remarks / Special Conditions / Possible Hazards:

Type of Ice Used: Wet Blue Dry None

Packing Material Used: BB

Radchem sample(s) screened (<500 cpm): Y N NA

SHORT HOLDS PRESENT (<72 hours): Y N N/A

Lab Tracking #: 2683290

Samples received via: FEDEX UPS Client Courier Pace Courier

Lab Sample Temperature Info:

Temp Blank Received: Y N NA

Therm ID#: 012 Tank

Cooler 1 Temp Upon Receipt: 4.1 oC

Cooler 1 Therm Corr. Factor: 0 oC

Cooler 1 Corrected Temp: 4.1 oC

Comments:

| Relinquished by/Company: (Signature) | Date/Time: | Received by/Company: (Signature) | Date/Time: |
|---|---|---|---|
| Matt T./Apex | 12-28-21/1152 | KH Pace HVL | 12/28/21 1152 |
| Relinquished by/Company: (Signature) | Date/Time: | Received by/Company: (Signature) | Date/Time: |
| Relinquished by/Company: (Signature) | Date/Time: | Received by/Company: (Signature) | Date/Time: |

MTJL LAB USE ONLY

Table #:

Acctnum:

Template:

Prelogin:

PM:

PB:

Trip Blank Received: Y N NA

HCL MeOH TSP Other

Non Conformance(s): YES / NO

Page: _____ of: _____

| Pace Analytical® | Document Name: Bottle Identification Form (BIF) | Document Issued: November 15, 2021 Page 1 of 1 |
|---|---|---|
| | Document No.: F-CAR-CS-043-Rev.01 | Issuing Authority: Pace Carolinas Quality Office |

***Check mark top half of box if pH and/or dechlorination is verified and within the acceptance range for preservation samples.**

Exceptions: VOA, Coliform, TOC, Oil and Grease, DRO/8015 (water) DOC, LLHg

****Bottom half of box is to list number of bottles**

Project # **WO# : 92580067**

PM: AMB Due Date: 01/05/22

CLIENT: 92-APEX MOOR

| Matrix | Item# | BP4U-125 mL Plastic Unpreserved (N/A) (Cl-) | BP3U-250 mL Plastic Unpreserved (N/A) | BP2U-500 mL Plastic Unpreserved (N/A) | BP1U-1 liter Plastic Unpreserved (N/A) | BP4S-125 mL Plastic H2SO4 (pH < 2) (Cl-) | BP3N-250 mL plastic HNO3 (pH < 2) | BP4Z-125 mL Plastic ZN Acetate & NaOH (>9) | BP4B-125 mL Plastic NaOH (pH > 12) (Cl-) | WGFU-Wide-mouthed Glass jar Unpreserved | AG1U-1 liter Amber Unpreserved (N/A) (Cl-) | AG1H-1 liter Amber HCl (pH < 2) | AG3U-250 mL Amber Unpreserved (N/A) (Cl-) | AG1S-1 liter Amber H2SO4 (pH < 2) | AG3S-250 mL Amber H2SO4 (pH < 2) | AG3A(DG3A)-250 mL Amber NH4Cl (N/A)(Cl-) | DG9H-40 mL VOA HCl (N/A) | VG9T-40 mL VOA Na2S2O3 (N/A) | VG9U-40 mL VOA Unpreserved (N/A) | DG9P-40 mL VOA H3PO4 (N/A) | VOAK (3 vials per kit)-5035 kit (N/A) | V/GK (3 vials per kit)-VPH/Gas kit (N/A) | SP5T-125 mL Sterile Plastic (N/A – lab) | SP2T-250 mL Sterile Plastic (N/A – lab) | | BP3A-250 mL Plastic (NH2)2SO4 (9.3-9.7) | AG0U-100 mL Amber Unpreserved vials (N/A) | VSGU-20 mL Scintillation vials (N/A) | DG9U-40 mL Amber Unpreserved vials (N/A) |
|---|---|---|---|---|---|---|---|---|---|---|---|---|---|---|---|---|---|---|---|---|---|---|---|---|---|---|---|---|---|
| | 1 | \ | | | | \ | \ | \ | \ | | | \ | | \ | \ | \ | 7 | | | | | | | | | \ | \ | | | |
| | 2 | \ | | | | \ | \ | \ | \ | | | \ | | \ | \ | \ | | | | | | | | | | \ | \ | | | |
| | 3 | \ | | | | \ | \ | \ | \ | | | \ | | \ | \ | \ | | | | | | | | | | \ | \ | | | |
| | 4 | \ | | | | \ | \ | \ | \ | | | \ | | \ | \ | \ | | | | | | | | | | \ | \ | | | |
| | 5 | \ | | | | \ | \ | \ | \ | | | \ | | \ | \ | \ | | | | | | | | | | \ | \ | | | |
| | 6 | \ | | | | \ | \ | \ | \ | | | \ | | \ | \ | \ | | | | | | | | | | \ | \ | | | |
| | 7 | \ | | | | \ | \ | \ | \ | | | \ | | \ | \ | \ | | | | | | | | | | \ | \ | | | |
| | 8 | \ | | | | \ | \ | \ | \ | | | \ | | \ | \ | \ | | | | | | | | | | \ | \ | | | |
| | 9 | \ | | | | \ | \ | \ | \ | | | \ | | \ | \ | \ | | | | | | | | | | \ | \ | | | |
| | 10 | \ | | | | \ | \ | \ | \ | | | \ | | \ | \ | \ | | | | | | | | | | \ | \ | | | |
| | 11 | \ | | | | \ | \ | \ | \ | | | \ | | \ | \ | \ | | | | | | | | | | \ | \ | | | |
| | 12 | \ | | | | \ | \ | \ | \ | | | \ | | \ | \ | \ | | | | | | | | | | \ | \ | | | |

## pH Adjustment Log for Preserved Samples

| Sample ID | Type of Preservative | pH upon receipt | Date preservation adjusted | Time preservation adjusted | Amount of Preservative added | Lot # |
|---|---|---|---|---|---|---|
| | | | | | | |
| | | | | | | |
| | | | | | | |

Note: Whenever there is a discrepancy affecting North Carolina compliance samples, a copy of this form will be sent to the North Carolina DEHNR Certification Office (i.e. Out of hold, incorrect preservative, out of temp, incorrect containers.

**Pace Analytical Services, LLC**
9800 Kincey Ave. Suite 100
Huntersville, NC 28078
(704)875-9092

January 12, 2022

Andrew Street
Apex Companies - NC
5900 Northwoods Business Pkwy
Suite 5900-0
Charlotte, NC 28269

RE: Project: 2020-L1-2448 INCIDENT
Pace Project No.: 92580709

Dear Andrew Street:

Enclosed are the analytical results for sample(s) received by the laboratory on January 04, 2022. The results relate only to the samples included in this report. Results reported herein conform to the applicable TNI/NELAC Standards and the laboratory's Quality Manual, where applicable, unless otherwise noted in the body of the report.

The test results provided in this final report were generated by each of the following laboratories within the Pace Network:

- Pace Analytical Services - Asheville
- Pace Analytical Services - Charlotte

If you have any questions concerning this report, please feel free to contact me.

Sincerely,

Angela M. Baioni

Angela Baioni
angela.baioni@pacelabs.com
(704)875-9092
Project Manager

Enclosures

cc: J Culbreath, Colonial Pipeline Company
Naomi Fretz, APEX Companies, LLC
Robert Hughes, Colonial Pipeline
Cameron Lee, Montrose-EPS
Jamie Moran, APEX Companies, LLC
Jeff Morrison, Colonial Pipeline Company
Tom Naumann, APEX Companies - NC
Joe Nicolette, Montrose-EPS
Kaitlyn Nootens, Apex Companies
Christopher Schultz, Apex Companies
Matt Teixeira, Apex Companies, LLC
Michael Verdon, Colonial Pipeline Company
JM Wyatt, Colonial Pipeline Company

**REPORT OF LABORATORY ANALYSIS**

This report shall not be reproduced, except in full,
without the written consent of Pace Analytical Services, LLC.

**Pace Analytical Services, LLC**
9800 Kincey Ave.  Suite 100
Huntersville, NC 28078
(704)875-9092

## CERTIFICATIONS

Project: 2020-L1-2448 INCIDENT
Pace Project No.: 92580709

**Pace Analytical Services Charlotte**

South Carolina Laboratory ID: 99006
9800 Kincey Ave. Ste 100, Huntersville, NC 28078
North Carolina Drinking Water Certification #: 37706
North Carolina Field Services Certification #: 5342
North Carolina Wastewater Certification #: 12
South Carolina Laboratory ID: 99006
South Carolina Certification #: 99006001
South Carolina Drinking Water Cert. #: 99006003
Florida/NELAP Certification #: E87627
Kentucky UST Certification #: 84
Louisiana DoH Drinking Water #: LA029
Virginia/VELAP Certification #: 460221

**Pace Analytical Services Asheville**

2225 Riverside Drive, Asheville, NC  28804
Florida/NELAP Certification #: E87648
North Carolina Drinking Water Certification #: 37712
North Carolina Wastewater Certification #: 40
South Carolina Laboratory ID: 99030
South Carolina Certification #: 99030001
Virginia/VELAP Certification #: 460222



This report shall not be reproduced, except in full,
without the written consent of Pace Analytical Services, LLC.

**Pace Analytical Services, LLC**
9800 Kincey Ave. Suite 100
Huntersville, NC 28078
(704)875-9092

## SAMPLE SUMMARY

Project: 2020-L1-2448 INCIDENT
Pace Project No.: 92580709

| Lab ID | Sample ID | Matrix | Date Collected | Date Received |
|---|---|---|---|---|
| **92580709001** | **14226_HC_RD** | Water | 01/04/22 11:05 | 01/04/22 11:37 |

## REPORT OF LABORATORY ANALYSIS

This report shall not be reproduced, except in full,
without the written consent of Pace Analytical Services, LLC.

**Pace Analytical Services, LLC**
9800 Kincey Ave. Suite 100
Huntersville, NC 28078
(704)875-9092

## SAMPLE ANALYTE COUNT

Project: 2020-L1-2448 INCIDENT
Pace Project No.: 92580709

| Lab ID | Sample ID | Method | Analysts | Analytes Reported | Laboratory |
|---|---|---|---|---|---|
| **92580709001** | **14226_HC_RD** | MADEP VPH | MAD | 6 | PASI-C |
| | | EPA 6010D | RDT | 1 | PASI-A |
| | | SM 6200B | SAS | 64 | PASI-C |

PASI-A = Pace Analytical Services - Asheville
PASI-C = Pace Analytical Services - Charlotte



This report shall not be reproduced, except in full,
without the written consent of Pace Analytical Services, LLC.

Pace Analytical Services, LLC
9800 Kincey Ave. Suite 100
Huntersville, NC 28078
(704)875-9092

## ANALYTICAL RESULTS

Project: 2020-L1-2448 INCIDENT
Pace Project No.: 92580709

**Sample: 14226_HC_RD** **Lab ID: 92580709001** Collected: 01/04/22 11:05 Received: 01/04/22 11:37 Matrix: Water

| Parameters | Results | Units | Report Limit | MDL | DF | Prepared | Analyzed | CAS No. | Qual |
|---|---|---|---|---|---|---|---|---|---|
| **VPH NC Water** | Analytical Method: MADEP VPH<br>Pace Analytical Services - Charlotte | | | | | | | | |
| Total VPH (C5-C12) | ND | ug/L | 50.0 | 50.0 | 1 | | 01/07/22 08:54 | | N2 |
| Aliphatic (C05-C08) | ND | ug/L | 50.0 | 50.0 | 1 | | 01/07/22 08:54 | | N2 |
| Aliphatic(C09-C12) Adjusted | ND | ug/L | 50.0 | 50.0 | 1 | | 01/07/22 08:54 | | N2 |
| Aromatic (C09-C10) | ND | ug/L | 50.0 | 50.0 | 1 | | 01/07/22 08:54 | | N2 |
| ***Surrogates*** | | | | | | | | | |
| 4-Bromofluorobenzene (FID) (S) | 96 | % | 70-130 | | 1 | | 01/07/22 08:54 | 460-00-4 | |
| 4-Bromofluorobenzene (PID) (S) | 80 | % | 70-130 | | 1 | | 01/07/22 08:54 | 460-00-4 | |
| **6010 MET ICP** | Analytical Method: EPA 6010D Preparation Method: EPA 3010A<br>Pace Analytical Services - Asheville | | | | | | | | |
| Lead | ND | ug/L | 5.0 | 4.5 | 1 | 01/05/22 10:58 | 01/11/22 23:56 | 7439-92-1 | |
| **6200B MSV** | Analytical Method: SM 6200B<br>Pace Analytical Services - Charlotte | | | | | | | | |
| Benzene | ND | ug/L | 0.50 | 0.34 | 1 | | 01/05/22 14:40 | 71-43-2 | |
| Bromobenzene | ND | ug/L | 0.50 | 0.29 | 1 | | 01/05/22 14:40 | 108-86-1 | |
| Bromochloromethane | ND | ug/L | 0.50 | 0.47 | 1 | | 01/05/22 14:40 | 74-97-5 | |
| Bromodichloromethane | ND | ug/L | 0.50 | 0.31 | 1 | | 01/05/22 14:40 | 75-27-4 | |
| Bromoform | ND | ug/L | 0.50 | 0.34 | 1 | | 01/05/22 14:40 | 75-25-2 | |
| Bromomethane | ND | ug/L | 5.0 | 1.7 | 1 | | 01/05/22 14:40 | 74-83-9 | |
| n-Butylbenzene | ND | ug/L | 0.50 | 0.49 | 1 | | 01/05/22 14:40 | 104-51-8 | |
| sec-Butylbenzene | ND | ug/L | 0.50 | 0.40 | 1 | | 01/05/22 14:40 | 135-98-8 | |
| tert-Butylbenzene | ND | ug/L | 0.50 | 0.32 | 1 | | 01/05/22 14:40 | 98-06-6 | |
| Carbon tetrachloride | ND | ug/L | 0.50 | 0.33 | 1 | | 01/05/22 14:40 | 56-23-5 | |
| Chlorobenzene | ND | ug/L | 0.50 | 0.28 | 1 | | 01/05/22 14:40 | 108-90-7 | |
| Chloroethane | ND | ug/L | 1.0 | 0.65 | 1 | | 01/05/22 14:40 | 75-00-3 | |
| Chloroform | ND | ug/L | 0.50 | 0.35 | 1 | | 01/05/22 14:40 | 67-66-3 | |
| Chloromethane | ND | ug/L | 1.0 | 0.54 | 1 | | 01/05/22 14:40 | 74-87-3 | |
| 2-Chlorotoluene | ND | ug/L | 0.50 | 0.32 | 1 | | 01/05/22 14:40 | 95-49-8 | |
| 4-Chlorotoluene | ND | ug/L | 0.50 | 0.32 | 1 | | 01/05/22 14:40 | 106-43-4 | |
| 1,2-Dibromo-3-chloropropane | ND | ug/L | 1.0 | 0.34 | 1 | | 01/05/22 14:40 | 96-12-8 | |
| Dibromochloromethane | ND | ug/L | 0.50 | 0.36 | 1 | | 01/05/22 14:40 | 124-48-1 | |
| 1,2-Dibromoethane (EDB) | ND | ug/L | 0.50 | 0.27 | 1 | | 01/05/22 14:40 | 106-93-4 | |
| Dibromomethane | ND | ug/L | 0.50 | 0.39 | 1 | | 01/05/22 14:40 | 74-95-3 | |
| 1,2-Dichlorobenzene | ND | ug/L | 0.50 | 0.34 | 1 | | 01/05/22 14:40 | 95-50-1 | |
| 1,3-Dichlorobenzene | ND | ug/L | 0.50 | 0.34 | 1 | | 01/05/22 14:40 | 541-73-1 | |
| 1,4-Dichlorobenzene | ND | ug/L | 0.50 | 0.33 | 1 | | 01/05/22 14:40 | 106-46-7 | |
| Dichlorodifluoromethane | ND | ug/L | 0.50 | 0.35 | 1 | | 01/05/22 14:40 | 75-71-8 | |
| 1,1-Dichloroethane | ND | ug/L | 0.50 | 0.37 | 1 | | 01/05/22 14:40 | 75-34-3 | |
| 1,2-Dichloroethane | ND | ug/L | 0.50 | 0.32 | 1 | | 01/05/22 14:40 | 107-06-2 | |
| 1,1-Dichloroethene | ND | ug/L | 0.50 | 0.35 | 1 | | 01/05/22 14:40 | 75-35-4 | |
| cis-1,2-Dichloroethene | ND | ug/L | 0.50 | 0.38 | 1 | | 01/05/22 14:40 | 156-59-2 | |
| trans-1,2-Dichloroethene | ND | ug/L | 0.50 | 0.40 | 1 | | 01/05/22 14:40 | 156-60-5 | |
| 1,2-Dichloropropane | ND | ug/L | 0.50 | 0.36 | 1 | | 01/05/22 14:40 | 78-87-5 | |
| 1,3-Dichloropropane | ND | ug/L | 0.50 | 0.28 | 1 | | 01/05/22 14:40 | 142-28-9 | |

## REPORT OF LABORATORY ANALYSIS

This report shall not be reproduced, except in full,
without the written consent of Pace Analytical Services, LLC.

**Pace Analytical Services, LLC**
9800 Kincey Ave. Suite 100
Huntersville, NC 28078
(704)875-9092

## ANALYTICAL RESULTS

Project: 2020-L1-2448 INCIDENT
Pace Project No.: 92580709

**Sample: 14226_HC_RD** **Lab ID: 92580709001** Collected: 01/04/22 11:05 Received: 01/04/22 11:37 Matrix: Water

| Parameters | Results | Units | Report Limit | MDL | DF | Prepared | Analyzed | CAS No. | Qual |
|---|---|---|---|---|---|---|---|---|---|
| **6200B MSV** | Analytical Method: SM 6200B<br>Pace Analytical Services - Charlotte | | | | | | | | |
| 2,2-Dichloropropane | ND | ug/L | 0.50 | 0.39 | 1 | | 01/05/22 14:40 | 594-20-7 | |
| 1,1-Dichloropropene | ND | ug/L | 0.50 | 0.43 | 1 | | 01/05/22 14:40 | 563-58-6 | |
| cis-1,3-Dichloropropene | ND | ug/L | 0.50 | 0.36 | 1 | | 01/05/22 14:40 | 10061-01-5 | |
| trans-1,3-Dichloropropene | ND | ug/L | 0.50 | 0.36 | 1 | | 01/05/22 14:40 | 10061-02-6 | |
| Diisopropyl ether | ND | ug/L | 0.50 | 0.31 | 1 | | 01/05/22 14:40 | 108-20-3 | |
| Ethanol | ND | ug/L | 200 | 72.2 | 1 | | 01/05/22 14:40 | 64-17-5 | |
| Ethylbenzene | ND | ug/L | 0.50 | 0.30 | 1 | | 01/05/22 14:40 | 100-41-4 | |
| Hexachloro-1,3-butadiene | ND | ug/L | 2.0 | 1.5 | 1 | | 01/05/22 14:40 | 87-68-3 | |
| Isopropylbenzene (Cumene) | ND | ug/L | 0.50 | 0.33 | 1 | | 01/05/22 14:40 | 98-82-8 | |
| Methylene Chloride | ND | ug/L | 2.0 | 2.0 | 1 | | 01/05/22 14:40 | 75-09-2 | |
| Methyl-tert-butyl ether | ND | ug/L | 0.50 | 0.42 | 1 | | 01/05/22 14:40 | 1634-04-4 | |
| Naphthalene | ND | ug/L | 2.0 | 0.64 | 1 | | 01/05/22 14:40 | 91-20-3 | |
| n-Propylbenzene | ND | ug/L | 0.50 | 0.34 | 1 | | 01/05/22 14:40 | 103-65-1 | |
| Styrene | ND | ug/L | 0.50 | 0.29 | 1 | | 01/05/22 14:40 | 100-42-5 | |
| 1,1,1,2-Tetrachloroethane | ND | ug/L | 0.50 | 0.31 | 1 | | 01/05/22 14:40 | 630-20-6 | |
| 1,1,2,2-Tetrachloroethane | ND | ug/L | 0.50 | 0.22 | 1 | | 01/05/22 14:40 | 79-34-5 | |
| Tetrachloroethene | ND | ug/L | 0.50 | 0.29 | 1 | | 01/05/22 14:40 | 127-18-4 | |
| Toluene | ND | ug/L | 0.50 | 0.48 | 1 | | 01/05/22 14:40 | 108-88-3 | |
| 1,2,3-Trichlorobenzene | ND | ug/L | 2.0 | 0.81 | 1 | | 01/05/22 14:40 | 87-61-6 | |
| 1,2,4-Trichlorobenzene | ND | ug/L | 2.0 | 0.64 | 1 | | 01/05/22 14:40 | 120-82-1 | |
| 1,1,1-Trichloroethane | ND | ug/L | 0.50 | 0.33 | 1 | | 01/05/22 14:40 | 71-55-6 | |
| 1,1,2-Trichloroethane | ND | ug/L | 0.50 | 0.32 | 1 | | 01/05/22 14:40 | 79-00-5 | |
| Trichloroethene | ND | ug/L | 0.50 | 0.38 | 1 | | 01/05/22 14:40 | 79-01-6 | |
| Trichlorofluoromethane | ND | ug/L | 1.0 | 0.30 | 1 | | 01/05/22 14:40 | 75-69-4 | |
| 1,2,3-Trichloropropane | ND | ug/L | 0.50 | 0.26 | 1 | | 01/05/22 14:40 | 96-18-4 | |
| 1,2,4-Trimethylbenzene | ND | ug/L | 0.50 | 0.50 | 1 | | 01/05/22 14:40 | 95-63-6 | |
| 1,3,5-Trimethylbenzene | ND | ug/L | 0.50 | 0.33 | 1 | | 01/05/22 14:40 | 108-67-8 | |
| Vinyl chloride | ND | ug/L | 1.0 | 0.39 | 1 | | 01/05/22 14:40 | 75-01-4 | |
| m&p-Xylene | ND | ug/L | 1.0 | 0.71 | 1 | | 01/05/22 14:40 | 179601-23-1 | |
| o-Xylene | ND | ug/L | 0.50 | 0.34 | 1 | | 01/05/22 14:40 | 95-47-6 | |
| ***Surrogates*** | | | | | | | | | |
| 1,2-Dichloroethane-d4 (S) | 92 | % | 70-130 | | 1 | | 01/05/22 14:40 | 17060-07-0 | |
| 4-Bromofluorobenzene (S) | 95 | % | 70-130 | | 1 | | 01/05/22 14:40 | 460-00-4 | |
| Toluene-d8 (S) | 101 | % | 70-130 | | 1 | | 01/05/22 14:40 | 2037-26-5 | |

## REPORT OF LABORATORY ANALYSIS

This report shall not be reproduced, except in full,
without the written consent of Pace Analytical Services, LLC.

**Pace Analytical Services, LLC**
9800 Kincey Ave. Suite 100
Huntersville, NC 28078
(704)875-9092

## QUALITY CONTROL DATA

Project: 2020-L1-2448 INCIDENT
Pace Project No.: 92580709

QC Batch: 670254
QC Batch Method: MADEP VPH
Analysis Method: MADEP VPH
Analysis Description: VPH NC Water
Laboratory: Pace Analytical Services - Charlotte
Associated Lab Samples: 92580709001

METHOD BLANK: 3509622 Matrix: Water
Associated Lab Samples: 92580709001

| Parameter | Units | Blank Result | Reporting Limit | MDL | Analyzed | Qualifiers |
|---|---|---|---|---|---|---|
| Aliphatic (C05-C08) | ug/L | ND | 50.0 | 50.0 | 01/06/22 19:43 | N2 |
| Aromatic (C09-C10) | ug/L | ND | 50.0 | 50.0 | 01/06/22 19:43 | N2 |
| 4-Bromofluorobenzene (FID) (S) | % | 99 | 70-130 | | 01/06/22 19:43 | |
| 4-Bromofluorobenzene (PID) (S) | % | 83 | 70-130 | | 01/06/22 19:43 | |

LABORATORY CONTROL SAMPLE & LCSD: 3509623 3509624

| Parameter | Units | Spike Conc. | LCS Result | LCSD Result | LCS % Rec | LCSD % Rec | % Rec Limits | RPD | Max RPD | Qualifiers |
|---|---|---|---|---|---|---|---|---|---|---|
| Aliphatic (C05-C08) | ug/L | 300 | 282 | 285 | 94 | 95 | 70-130 | 1 | 25 | N2 |
| Aromatic (C09-C10) | ug/L | 100 | 88.1 | 88.7 | 88 | 89 | 70-130 | 1 | 25 | N2 |
| 4-Bromofluorobenzene (FID) (S) | % | | | | 99 | 101 | 70-130 | | | |
| 4-Bromofluorobenzene (PID) (S) | % | | | | 80 | 82 | 70-130 | | | |

**Results presented on this page are in the units indicated by the "Units" column except where an alternate unit is presented to the right of the result.**

## REPORT OF LABORATORY ANALYSIS

This report shall not be reproduced, except in full,
without the written consent of Pace Analytical Services, LLC.

**Pace Analytical Services, LLC**
9800 Kincey Ave. Suite 100
Huntersville, NC 28078
(704)875-9092

## QUALITY CONTROL DATA

Project: 2020-L1-2448 INCIDENT
Pace Project No.: 92580709

QC Batch: 669837
QC Batch Method: EPA 3010A
Analysis Method: EPA 6010D
Analysis Description: 6010 MET
Laboratory: Pace Analytical Services - Asheville
Associated Lab Samples: 92580709001

METHOD BLANK: 3507212 Matrix: Water
Associated Lab Samples: 92580709001

| Parameter | Units | Blank Result | Reporting Limit | MDL | Analyzed | Qualifiers |
|---|---|---|---|---|---|---|
| Lead | ug/L | ND | 5.0 | 4.5 | 01/11/22 23:35 | |

LABORATORY CONTROL SAMPLE: 3507213

| Parameter | Units | Spike Conc. | LCS Result | LCS % Rec | % Rec Limits | Qualifiers |
|---|---|---|---|---|---|---|
| Lead | ug/L | 500 | 460 | 92 | 80-120 | |

MATRIX SPIKE & MATRIX SPIKE DUPLICATE: 3507214 3507215

| Parameter | Units | 92580903001 Result | MS Spike Conc. | MSD Spike Conc. | MS Result | MSD Result | MS % Rec | MSD % Rec | % Rec Limits | RPD | Max RPD | Qual |
|---|---|---|---|---|---|---|---|---|---|---|---|---|
| Lead | ug/L | | | | 516 | 500 | | | | 3 | 20 | |

**Results presented on this page are in the units indicated by the "Units" column except where an alternate unit is presented to the right of the result.**

## REPORT OF LABORATORY ANALYSIS

This report shall not be reproduced, except in full,
without the written consent of Pace Analytical Services, LLC.

Pace Analytical Services, LLC
9800 Kincey Ave. Suite 100
Huntersville, NC 28078
(704)875-9092

## QUALITY CONTROL DATA

Project: 2020-L1-2448 INCIDENT
Pace Project No.: 92580709

QC Batch: 669880
QC Batch Method: SM 6200B
Analysis Method: SM 6200B
Analysis Description: 6200B MSV
Laboratory: Pace Analytical Services - Charlotte
Associated Lab Samples: 92580709001

METHOD BLANK: 3507339 Matrix: Water
Associated Lab Samples: 92580709001

| Parameter | Units | Blank Result | Reporting Limit | MDL | Analyzed | Qualifiers |
|---|---|---|---|---|---|---|
| 1,1,1,2-Tetrachloroethane | ug/L | ND | 0.50 | 0.31 | 01/05/22 11:05 | |
| 1,1,1-Trichloroethane | ug/L | ND | 0.50 | 0.33 | 01/05/22 11:05 | |
| 1,1,2,2-Tetrachloroethane | ug/L | ND | 0.50 | 0.22 | 01/05/22 11:05 | |
| 1,1,2-Trichloroethane | ug/L | ND | 0.50 | 0.32 | 01/05/22 11:05 | |
| 1,1-Dichloroethane | ug/L | ND | 0.50 | 0.37 | 01/05/22 11:05 | |
| 1,1-Dichloroethene | ug/L | ND | 0.50 | 0.35 | 01/05/22 11:05 | |
| 1,1-Dichloropropene | ug/L | ND | 0.50 | 0.43 | 01/05/22 11:05 | |
| 1,2,3-Trichlorobenzene | ug/L | ND | 2.0 | 0.81 | 01/05/22 11:05 | |
| 1,2,3-Trichloropropane | ug/L | ND | 0.50 | 0.26 | 01/05/22 11:05 | |
| 1,2,4-Trichlorobenzene | ug/L | ND | 2.0 | 0.64 | 01/05/22 11:05 | |
| 1,2,4-Trimethylbenzene | ug/L | ND | 0.50 | 0.50 | 01/05/22 11:05 | |
| 1,2-Dibromo-3-chloropropane | ug/L | ND | 1.0 | 0.34 | 01/05/22 11:05 | |
| 1,2-Dibromoethane (EDB) | ug/L | ND | 0.50 | 0.27 | 01/05/22 11:05 | |
| 1,2-Dichlorobenzene | ug/L | ND | 0.50 | 0.34 | 01/05/22 11:05 | |
| 1,2-Dichloroethane | ug/L | ND | 0.50 | 0.32 | 01/05/22 11:05 | |
| 1,2-Dichloropropane | ug/L | ND | 0.50 | 0.36 | 01/05/22 11:05 | |
| 1,3,5-Trimethylbenzene | ug/L | ND | 0.50 | 0.33 | 01/05/22 11:05 | |
| 1,3-Dichlorobenzene | ug/L | ND | 0.50 | 0.34 | 01/05/22 11:05 | |
| 1,3-Dichloropropane | ug/L | ND | 0.50 | 0.28 | 01/05/22 11:05 | |
| 1,4-Dichlorobenzene | ug/L | ND | 0.50 | 0.33 | 01/05/22 11:05 | |
| 2,2-Dichloropropane | ug/L | ND | 0.50 | 0.39 | 01/05/22 11:05 | |
| 2-Chlorotoluene | ug/L | ND | 0.50 | 0.32 | 01/05/22 11:05 | |
| 4-Chlorotoluene | ug/L | ND | 0.50 | 0.32 | 01/05/22 11:05 | |
| Benzene | ug/L | ND | 0.50 | 0.34 | 01/05/22 11:05 | |
| Bromobenzene | ug/L | ND | 0.50 | 0.29 | 01/05/22 11:05 | |
| Bromochloromethane | ug/L | ND | 0.50 | 0.47 | 01/05/22 11:05 | |
| Bromodichloromethane | ug/L | ND | 0.50 | 0.31 | 01/05/22 11:05 | |
| Bromoform | ug/L | ND | 0.50 | 0.34 | 01/05/22 11:05 | |
| Bromomethane | ug/L | ND | 5.0 | 1.7 | 01/05/22 11:05 | |
| Carbon tetrachloride | ug/L | ND | 0.50 | 0.33 | 01/05/22 11:05 | |
| Chlorobenzene | ug/L | ND | 0.50 | 0.28 | 01/05/22 11:05 | |
| Chloroethane | ug/L | ND | 1.0 | 0.65 | 01/05/22 11:05 | |
| Chloroform | ug/L | ND | 0.50 | 0.35 | 01/05/22 11:05 | |
| Chloromethane | ug/L | ND | 1.0 | 0.54 | 01/05/22 11:05 | |
| cis-1,2-Dichloroethene | ug/L | ND | 0.50 | 0.38 | 01/05/22 11:05 | |
| cis-1,3-Dichloropropene | ug/L | ND | 0.50 | 0.36 | 01/05/22 11:05 | |
| Dibromochloromethane | ug/L | ND | 0.50 | 0.36 | 01/05/22 11:05 | |
| Dibromomethane | ug/L | ND | 0.50 | 0.39 | 01/05/22 11:05 | |
| Dichlorodifluoromethane | ug/L | ND | 0.50 | 0.35 | 01/05/22 11:05 | |
| Diisopropyl ether | ug/L | ND | 0.50 | 0.31 | 01/05/22 11:05 | |

**Results presented on this page are in the units indicated by the "Units" column except where an alternate unit is presented to the right of the result.**

## REPORT OF LABORATORY ANALYSIS

This report shall not be reproduced, except in full,
without the written consent of Pace Analytical Services, LLC.

**Pace Analytical Services, LLC**
9800 Kincey Ave. Suite 100
Huntersville, NC 28078
(704)875-9092

## QUALITY CONTROL DATA

Project: 2020-L1-2448 INCIDENT
Pace Project No.: 92580709

METHOD BLANK: 3507339 Matrix: Water
Associated Lab Samples: 92580709001

| Parameter | Units | Blank Result | Reporting Limit | MDL | Analyzed | Qualifiers |
|---|---|---|---|---|---|---|
| Ethanol | ug/L | ND | 200 | 72.2 | 01/05/22 11:05 | |
| Ethylbenzene | ug/L | ND | 0.50 | 0.30 | 01/05/22 11:05 | |
| Hexachloro-1,3-butadiene | ug/L | ND | 2.0 | 1.5 | 01/05/22 11:05 | |
| Isopropylbenzene (Cumene) | ug/L | ND | 0.50 | 0.33 | 01/05/22 11:05 | |
| m&p-Xylene | ug/L | ND | 1.0 | 0.71 | 01/05/22 11:05 | |
| Methyl-tert-butyl ether | ug/L | ND | 0.50 | 0.42 | 01/05/22 11:05 | |
| Methylene Chloride | ug/L | ND | 2.0 | 2.0 | 01/05/22 11:05 | |
| n-Butylbenzene | ug/L | ND | 0.50 | 0.49 | 01/05/22 11:05 | |
| n-Propylbenzene | ug/L | ND | 0.50 | 0.34 | 01/05/22 11:05 | |
| Naphthalene | ug/L | ND | 2.0 | 0.64 | 01/05/22 11:05 | |
| o-Xylene | ug/L | ND | 0.50 | 0.34 | 01/05/22 11:05 | |
| sec-Butylbenzene | ug/L | ND | 0.50 | 0.40 | 01/05/22 11:05 | |
| Styrene | ug/L | ND | 0.50 | 0.29 | 01/05/22 11:05 | |
| tert-Butylbenzene | ug/L | ND | 0.50 | 0.32 | 01/05/22 11:05 | |
| Tetrachloroethene | ug/L | ND | 0.50 | 0.29 | 01/05/22 11:05 | |
| Toluene | ug/L | ND | 0.50 | 0.48 | 01/05/22 11:05 | |
| trans-1,2-Dichloroethene | ug/L | ND | 0.50 | 0.40 | 01/05/22 11:05 | |
| trans-1,3-Dichloropropene | ug/L | ND | 0.50 | 0.36 | 01/05/22 11:05 | |
| Trichloroethene | ug/L | ND | 0.50 | 0.38 | 01/05/22 11:05 | |
| Trichlorofluoromethane | ug/L | ND | 1.0 | 0.30 | 01/05/22 11:05 | |
| Vinyl chloride | ug/L | ND | 1.0 | 0.39 | 01/05/22 11:05 | |
| 1,2-Dichloroethane-d4 (S) | % | 90 | 70-130 | | 01/05/22 11:05 | |
| 4-Bromofluorobenzene (S) | % | 95 | 70-130 | | 01/05/22 11:05 | |
| Toluene-d8 (S) | % | 102 | 70-130 | | 01/05/22 11:05 | |

LABORATORY CONTROL SAMPLE: 3507340

| Parameter | Units | Spike Conc. | LCS Result | LCS % Rec | % Rec Limits | Qualifiers |
|---|---|---|---|---|---|---|
| 1,1,1,2-Tetrachloroethane | ug/L | 50 | 46.4 | 93 | 60-140 | |
| 1,1,1-Trichloroethane | ug/L | 50 | 44.1 | 88 | 60-140 | |
| 1,1,2,2-Tetrachloroethane | ug/L | 50 | 48.7 | 97 | 60-140 | |
| 1,1,2-Trichloroethane | ug/L | 50 | 53.6 | 107 | 60-140 | |
| 1,1-Dichloroethane | ug/L | 50 | 48.7 | 97 | 60-140 | |
| 1,1-Dichloroethene | ug/L | 50 | 47.9 | 96 | 60-140 | |
| 1,1-Dichloropropene | ug/L | 50 | 46.6 | 93 | 60-140 | |
| 1,2,3-Trichlorobenzene | ug/L | 50 | 48.8 | 98 | 60-140 | |
| 1,2,3-Trichloropropane | ug/L | 50 | 43.3 | 87 | 60-140 | |
| 1,2,4-Trichlorobenzene | ug/L | 50 | 50.3 | 101 | 60-140 | |
| 1,2,4-Trimethylbenzene | ug/L | 50 | 49.3 | 99 | 60-140 | |
| 1,2-Dibromo-3-chloropropane | ug/L | 50 | 43.4 | 87 | 60-140 | |
| 1,2-Dibromoethane (EDB) | ug/L | 50 | 50.1 | 100 | 60-140 | |
| 1,2-Dichlorobenzene | ug/L | 50 | 49.4 | 99 | 60-140 | |
| 1,2-Dichloroethane | ug/L | 50 | 41.9 | 84 | 60-140 | |
| 1,2-Dichloropropane | ug/L | 50 | 49.7 | 99 | 60-140 | |

**Results presented on this page are in the units indicated by the "Units" column except where an alternate unit is presented to the right of the result.**

## REPORT OF LABORATORY ANALYSIS

This report shall not be reproduced, except in full,
without the written consent of Pace Analytical Services, LLC.

**Pace Analytical Services, LLC**
9800 Kincey Ave. Suite 100
Huntersville, NC 28078
(704)875-9092

## QUALITY CONTROL DATA

Project: 2020-L1-2448 INCIDENT
Pace Project No.: 92580709

LABORATORY CONTROL SAMPLE: 3507340

| Parameter | Units | Spike Conc. | LCS Result | LCS % Rec | % Rec Limits | Qualifiers |
|---|---|---|---|---|---|---|
| 1,3,5-Trimethylbenzene | ug/L | 50 | 49.4 | 99 | 60-140 | |
| 1,3-Dichlorobenzene | ug/L | 50 | 49.1 | 98 | 60-140 | |
| 1,3-Dichloropropane | ug/L | 50 | 48.3 | 97 | 60-140 | |
| 1,4-Dichlorobenzene | ug/L | 50 | 48.7 | 97 | 60-140 | |
| 2,2-Dichloropropane | ug/L | 50 | 47.2 | 94 | 60-140 | |
| 2-Chlorotoluene | ug/L | 50 | 50.3 | 101 | 60-140 | |
| 4-Chlorotoluene | ug/L | 50 | 45.8 | 92 | 60-140 | |
| Benzene | ug/L | 50 | 50.3 | 101 | 60-140 | |
| Bromobenzene | ug/L | 50 | 47.7 | 95 | 60-140 | |
| Bromochloromethane | ug/L | 50 | 51.8 | 104 | 60-140 | |
| Bromodichloromethane | ug/L | 50 | 46.0 | 92 | 60-140 | |
| Bromoform | ug/L | 50 | 47.5 | 95 | 60-140 | |
| Bromomethane | ug/L | 50 | 48.4 | 97 | 60-140 | |
| Carbon tetrachloride | ug/L | 50 | 41.7 | 83 | 60-140 | |
| Chlorobenzene | ug/L | 50 | 50.6 | 101 | 60-140 | |
| Chloroethane | ug/L | 50 | 36.6 | 73 | 60-140 | |
| Chloroform | ug/L | 50 | 46.5 | 93 | 60-140 | |
| Chloromethane | ug/L | 50 | 45.6 | 91 | 60-140 | |
| cis-1,2-Dichloroethene | ug/L | 50 | 45.1 | 90 | 60-140 | |
| cis-1,3-Dichloropropene | ug/L | 50 | 47.7 | 95 | 60-140 | |
| Dibromochloromethane | ug/L | 50 | 48.6 | 97 | 60-140 | |
| Dibromomethane | ug/L | 50 | 52.1 | 104 | 60-140 | |
| Dichlorodifluoromethane | ug/L | 50 | 43.7 | 87 | 60-140 | |
| Diisopropyl ether | ug/L | 50 | 44.3 | 89 | 60-140 | |
| Ethanol | ug/L | 2000 | 1760 | 88 | 60-140 | |
| Ethylbenzene | ug/L | 50 | 50.0 | 100 | 60-140 | |
| Hexachloro-1,3-butadiene | ug/L | 50 | 43.1 | 86 | 60-140 | |
| Isopropylbenzene (Cumene) | ug/L | 50 | 52.4 | 105 | 60-140 | |
| m&p-Xylene | ug/L | 100 | 101 | 101 | 60-140 | |
| Methyl-tert-butyl ether | ug/L | 50 | 47.6 | 95 | 60-140 | |
| Methylene Chloride | ug/L | 50 | 46.0 | 92 | 60-140 | |
| n-Butylbenzene | ug/L | 50 | 48.5 | 97 | 60-140 | |
| n-Propylbenzene | ug/L | 50 | 49.0 | 98 | 60-140 | |
| Naphthalene | ug/L | 50 | 46.2 | 92 | 60-140 | |
| o-Xylene | ug/L | 50 | 50.4 | 101 | 60-140 | |
| sec-Butylbenzene | ug/L | 50 | 49.1 | 98 | 60-140 | |
| Styrene | ug/L | 50 | 49.9 | 100 | 60-140 | |
| tert-Butylbenzene | ug/L | 50 | 41.9 | 84 | 60-140 | |
| Tetrachloroethene | ug/L | 50 | 44.9 | 90 | 60-140 | |
| Toluene | ug/L | 50 | 52.1 | 104 | 60-140 | |
| trans-1,2-Dichloroethene | ug/L | 50 | 49.2 | 98 | 60-140 | |
| trans-1,3-Dichloropropene | ug/L | 50 | 48.4 | 97 | 60-140 | |
| Trichloroethene | ug/L | 50 | 50.8 | 102 | 60-140 | |
| Trichlorofluoromethane | ug/L | 50 | 39.8 | 80 | 60-140 | |
| Vinyl chloride | ug/L | 50 | 50.5 | 101 | 60-140 | |
| 1,2-Dichloroethane-d4 (S) | % | | | 90 | 70-130 | |
| 4-Bromofluorobenzene (S) | % | | | 99 | 70-130 | |

**Results presented on this page are in the units indicated by the "Units" column except where an alternate unit is presented to the right of the result.**

## REPORT OF LABORATORY ANALYSIS

This report shall not be reproduced, except in full,
without the written consent of Pace Analytical Services, LLC.

**Pace Analytical Services, LLC**
9800 Kincey Ave. Suite 100
Huntersville, NC 28078
(704)875-9092

## QUALITY CONTROL DATA

Project: 2020-L1-2448 INCIDENT
Pace Project No.: 92580709

LABORATORY CONTROL SAMPLE: 3507340

| Parameter | Units | Spike Conc. | LCS Result | LCS % Rec | % Rec Limits | Qualifiers |
|---|---|---|---|---|---|---|
| Toluene-d8 (S) | % | | | 102 | 70-130 | |

MATRIX SPIKE & MATRIX SPIKE DUPLICATE: 3507341 3507342

| Parameter | Units | 92580894001 Result | MS Spike Conc. | MSD Spike Conc. | MS Result | MSD Result | MS % Rec | MSD % Rec | % Rec Limits | RPD | Max RPD | Qual |
|---|---|---|---|---|---|---|---|---|---|---|---|---|
| 1,1,1,2-Tetrachloroethane | ug/L | <77.8 | 5000 | 5000 | 5170 | 5250 | 103 | 105 | 60-140 | 2 | 30 | |
| 1,1,1-Trichloroethane | ug/L | <83.0 | 5000 | 5000 | 4810 | 4820 | 96 | 96 | 60-140 | 0 | 30 | |
| 1,1,2,2-Tetrachloroethane | ug/L | <56.2 | 5000 | 5000 | 5360 | 5330 | 107 | 107 | 60-140 | 1 | 30 | |
| 1,1,2-Trichloroethane | ug/L | <81.2 | 5000 | 5000 | 5880 | 6110 | 118 | 122 | 60-140 | 4 | 30 | |
| 1,1-Dichloroethane | ug/L | <91.8 | 5000 | 5000 | 5560 | 5770 | 111 | 115 | 60-140 | 4 | 30 | |
| 1,1-Dichloroethene | ug/L | <87.0 | 5000 | 5000 | 5300 | 5380 | 106 | 108 | 60-140 | 2 | 30 | |
| 1,1-Dichloropropene | ug/L | <107 | 5000 | 5000 | 5120 | 5320 | 102 | 106 | 60-140 | 4 | 30 | |
| 1,2,3-Trichlorobenzene | ug/L | <202 | 5000 | 5000 | 5360 | 5930 | 107 | 119 | 60-140 | 10 | 30 | |
| 1,2,3-Trichloropropane | ug/L | <65.2 | 5000 | 5000 | 4970 | 5040 | 99 | 101 | 60-140 | 1 | 30 | |
| 1,2,4-Trichlorobenzene | ug/L | <160 | 5000 | 5000 | 5690 | 5960 | 114 | 119 | 60-140 | 5 | 30 | |
| 1,2,4-Trimethylbenzene | ug/L | 2650 | 5000 | 5000 | 8450 | 8670 | 116 | 120 | 60-140 | 3 | 30 | |
| 1,2-Dibromo-3-chloropropane | ug/L | <85.0 | 5000 | 5000 | 4680 | 4450 | 94 | 89 | 60-140 | 5 | 30 | |
| 1,2-Dibromoethane (EDB) | ug/L | 584 | 5000 | 5000 | 6170 | 6180 | 112 | 112 | 60-140 | 0 | 30 | |
| 1,2-Dichlorobenzene | ug/L | <84.8 | 5000 | 5000 | 5710 | 5920 | 114 | 118 | 60-140 | 4 | 30 | |
| 1,2-Dichloroethane | ug/L | 283 | 5000 | 5000 | 5290 | 5140 | 100 | 97 | 60-140 | 3 | 30 | |
| 1,2-Dichloropropane | ug/L | <88.8 | 5000 | 5000 | 5820 | 5600 | 116 | 112 | 60-140 | 4 | 30 | |
| 1,3,5-Trimethylbenzene | ug/L | 679 | 5000 | 5000 | 6530 | 6760 | 117 | 122 | 60-140 | 4 | 30 | |
| 1,3-Dichlorobenzene | ug/L | <85.0 | 5000 | 5000 | 5600 | 5930 | 112 | 119 | 60-140 | 6 | 30 | |
| 1,3-Dichloropropane | ug/L | <71.0 | 5000 | 5000 | 5640 | 5530 | 113 | 111 | 60-140 | 2 | 30 | |
| 1,4-Dichlorobenzene | ug/L | <83.2 | 5000 | 5000 | 5630 | 5760 | 113 | 115 | 60-140 | 2 | 30 | |
| 2,2-Dichloropropane | ug/L | <97.0 | 5000 | 5000 | 4950 | 5010 | 99 | 100 | 60-140 | 1 | 30 | |
| 2-Chlorotoluene | ug/L | <80.2 | 5000 | 5000 | 5870 | 5910 | 117 | 118 | 60-140 | 1 | 30 | |
| 4-Chlorotoluene | ug/L | <81.0 | 5000 | 5000 | 5490 | 5660 | 110 | 113 | 60-140 | 3 | 30 | |
| Benzene | ug/L | 12500 | 5000 | 5000 | 18300 | 18600 | 116 | 120 | 60-140 | 1 | 30 | |
| Bromobenzene | ug/L | <72.5 | 5000 | 5000 | 5700 | 5850 | 114 | 117 | 60-140 | 3 | 30 | |
| Bromochloromethane | ug/L | <117 | 5000 | 5000 | 5970 | 6050 | 119 | 121 | 60-140 | 1 | 30 | |
| Bromodichloromethane | ug/L | <76.8 | 5000 | 5000 | 5170 | 5210 | 103 | 104 | 60-140 | 1 | 30 | |
| Bromoform | ug/L | <85.2 | 5000 | 5000 | 4780 | 4830 | 96 | 97 | 60-140 | 1 | 30 | |
| Bromomethane | ug/L | <415 | 5000 | 5000 | 4540 | 5510 | 91 | 110 | 60-140 | 19 | 30 | |
| Carbon tetrachloride | ug/L | <83.2 | 5000 | 5000 | 4530 | 4470 | 91 | 89 | 60-140 | 1 | 30 | |
| Chlorobenzene | ug/L | <71.0 | 5000 | 5000 | 5870 | 5920 | 117 | 118 | 60-140 | 1 | 30 | |
| Chloroethane | ug/L | <162 | 5000 | 5000 | 6140 | 6100 | 123 | 122 | 60-140 | 1 | 30 | |
| Chloroform | ug/L | <88.2 | 5000 | 5000 | 5670 | 5670 | 113 | 113 | 60-140 | 0 | 30 | |
| Chloromethane | ug/L | <135 | 5000 | 5000 | 4990 | 5010 | 100 | 100 | 60-140 | 0 | 30 | |
| cis-1,2-Dichloroethene | ug/L | <96.0 | 5000 | 5000 | 5220 | 5370 | 104 | 107 | 60-140 | 3 | 30 | |
| cis-1,3-Dichloropropene | ug/L | <91.2 | 5000 | 5000 | 5310 | 5430 | 106 | 109 | 60-140 | 2 | 30 | |
| Dibromochloromethane | ug/L | <89.8 | 5000 | 5000 | 5340 | 5310 | 107 | 106 | 60-140 | 1 | 30 | |
| Dibromomethane | ug/L | <98.5 | 5000 | 5000 | 5850 | 6070 | 117 | 121 | 60-140 | 4 | 30 | |

**Results presented on this page are in the units indicated by the "Units" column except where an alternate unit is presented to the right of the result.**

## REPORT OF LABORATORY ANALYSIS

This report shall not be reproduced, except in full,
without the written consent of Pace Analytical Services, LLC.

**Pace Analytical Services, LLC**
9800 Kincey Ave. Suite 100
Huntersville, NC 28078
(704)875-9092

## QUALITY CONTROL DATA

Project: 2020-L1-2448 INCIDENT
Pace Project No.: 92580709

MATRIX SPIKE & MATRIX SPIKE DUPLICATE: 3507341 3507342

| Parameter | Units | 92580894001 Result | MS Spike Conc. | MSD Spike Conc. | MS Result | MSD Result | MS % Rec | MSD % Rec | % Rec Limits | RPD | Max RPD | Qual |
|---|---|---|---|---|---|---|---|---|---|---|---|---|
| Dichlorodifluoromethane | ug/L | <86.5 | 5000 | 5000 | 3390 | 3390 | 68 | 68 | 60-140 | 0 | 30 | |
| Diisopropyl ether | ug/L | 204 | 5000 | 5000 | 5280 | 5360 | 102 | 103 | 60-140 | 1 | 30 | |
| Ethanol | ug/L | <18000 | 200000 | 200000 | 185000 | 191000 | 93 | 96 | 60-140 | 3 | 30 | |
| Ethylbenzene | ug/L | 2280 | 5000 | 5000 | 8060 | 8110 | 116 | 117 | 60-140 | 1 | 30 | |
| Hexachloro-1,3-butadiene | ug/L | <382 | 5000 | 5000 | 4820 | 4910 | 96 | 98 | 60-140 | 2 | 30 | |
| Isopropylbenzene (Cumene) | ug/L | <83.2 | 5000 | 5000 | 5990 | 6160 | 120 | 123 | 60-140 | 3 | 30 | |
| m&p-Xylene | ug/L | 11600 | 10000 | 10000 | 23100 | 23500 | 115 | 119 | 60-140 | 2 | 30 | |
| Methyl-tert-butyl ether | ug/L | 1550 | 5000 | 5000 | 6850 | 6740 | 106 | 104 | 60-140 | 2 | 30 | |
| Methylene Chloride | ug/L | <488 | 5000 | 5000 | 5000 | 5030 | 100 | 101 | 60-140 | 1 | 30 | |
| n-Butylbenzene | ug/L | <122 | 5000 | 5000 | 5470 | 5730 | 109 | 115 | 60-140 | 5 | 30 | |
| n-Propylbenzene | ug/L | 116J | 5000 | 5000 | 5860 | 6090 | 115 | 119 | 60-140 | 4 | 30 | |
| Naphthalene | ug/L | 1030 | 5000 | 5000 | 5940 | 6140 | 98 | 102 | 60-140 | 3 | 30 | |
| o-Xylene | ug/L | 5580 | 5000 | 5000 | 11600 | 11500 | 120 | 119 | 60-140 | 0 | 30 | |
| sec-Butylbenzene | ug/L | <100 | 5000 | 5000 | 5480 | 5840 | 110 | 117 | 60-140 | 6 | 30 | |
| Styrene | ug/L | 82.3J | 5000 | 5000 | 5750 | 5920 | 113 | 117 | 60-140 | 3 | 30 | |
| tert-Butylbenzene | ug/L | <80.8 | 5000 | 5000 | 4760 | 4970 | 95 | 99 | 60-140 | 4 | 30 | |
| Tetrachloroethene | ug/L | <73.0 | 5000 | 5000 | 5040 | 5260 | 101 | 105 | 60-140 | 4 | 30 | |
| Toluene | ug/L | 36800 | 5000 | 5000 | 42800 | 43400 | 120 | 132 | 60-140 | 1 | 30 | |
| trans-1,2-Dichloroethene | ug/L | <99.0 | 5000 | 5000 | 5700 | 5780 | 114 | 116 | 60-140 | 1 | 30 | |
| trans-1,3-Dichloropropene | ug/L | <90.8 | 5000 | 5000 | 5310 | 5360 | 106 | 107 | 60-140 | 1 | 30 | |
| Trichloroethene | ug/L | <95.8 | 5000 | 5000 | 5790 | 5860 | 116 | 117 | 60-140 | 1 | 30 | |
| Trichlorofluoromethane | ug/L | <74.5 | 5000 | 5000 | 4050 | 4090 | 81 | 82 | 60-140 | 1 | 30 | |
| Vinyl chloride | ug/L | <96.5 | 5000 | 5000 | 5600 | 5580 | 112 | 112 | 60-140 | 0 | 30 | |
| 1,2-Dichloroethane-d4 (S) | % | | | | | | 86 | 86 | 70-130 | | | |
| 4-Bromofluorobenzene (S) | % | | | | | | 96 | 96 | 70-130 | | | |
| Toluene-d8 (S) | % | | | | | | 102 | 102 | 70-130 | | | |

**Results presented on this page are in the units indicated by the "Units" column except where an alternate unit is presented to the right of the result.**

## REPORT OF LABORATORY ANALYSIS

This report shall not be reproduced, except in full,
without the written consent of Pace Analytical Services, LLC.

**Pace Analytical Services, LLC**
9800 Kincey Ave. Suite 100
Huntersville, NC 28078
(704)875-9092

# QUALIFIERS

Project: 2020-L1-2448 INCIDENT
Pace Project No.: 92580709

## DEFINITIONS

DF - Dilution Factor, if reported, represents the factor applied to the reported data due to dilution of the sample aliquot.

ND - Not Detected at or above adjusted reporting limit.

TNTC - Too Numerous To Count

J - Estimated concentration above the adjusted method detection limit and below the adjusted reporting limit.

MDL - Adjusted Method Detection Limit.

PQL - Practical Quantitation Limit.

RL - Reporting Limit - The lowest concentration value that meets project requirements for quantitative data with known precision and bias for a specific analyte in a specific matrix.

S - Surrogate

1,2-Diphenylhydrazine decomposes to and cannot be separated from Azobenzene using Method 8270. The result for each analyte is a combined concentration.

Consistent with EPA guidelines, unrounded data are displayed and have been used to calculate % recovery and RPD values.

LCS(D) - Laboratory Control Sample (Duplicate)

MS(D) - Matrix Spike (Duplicate)

DUP - Sample Duplicate

RPD - Relative Percent Difference

NC - Not Calculable.

SG - Silica Gel - Clean-Up

U - Indicates the compound was analyzed for, but not detected.

Acid preservation may not be appropriate for 2 Chloroethylvinyl ether.

A separate vial preserved to a pH of 4-5 is recommended in SW846 Chapter 4 for the analysis of Acrolein and Acrylonitrile by EPA Method 8260.

N-Nitrosodiphenylamine decomposes and cannot be separated from Diphenylamine using Method 8270. The result reported for each analyte is a combined concentration.

Reported results are not rounded until the final step prior to reporting. Therefore, calculated parameters that are typically reported as "Total" may vary slightly from the sum of the reported component parameters.

Pace Analytical is TNI accredited. Contact your Pace PM for the current list of accredited analytes.

TNI - The NELAC Institute.

## ANALYTE QUALIFIERS

| | |
|---|---|
| N2 | The lab does not hold NELAC/TNI accreditation for this parameter but other accreditations/certifications may apply. A complete list of accreditations/certifications is available upon request. |

## REPORT OF LABORATORY ANALYSIS

This report shall not be reproduced, except in full,
without the written consent of Pace Analytical Services, LLC.

**Pace Analytical Services, LLC**
9800 Kincey Ave. Suite 100
Huntersville, NC 28078
(704)875-9092

## QUALITY CONTROL DATA CROSS REFERENCE TABLE

Project: 2020-L1-2448 INCIDENT
Pace Project No.: 92580709

| Lab ID | Sample ID | QC Batch Method | QC Batch | Analytical Method | Analytical Batch |
|---|---|---|---|---|---|
| **92580709001** | **14226_HC_RD** | MADEP VPH | 670254 | | |
| **92580709001** | **14226_HC_RD** | EPA 3010A | 669837 | EPA 6010D | 669932 |
| **92580709001** | **14226_HC_RD** | SM 6200B | 669880 | | |



This report shall not be reproduced, except in full,
without the written consent of Pace Analytical Services, LLC.

Pace Analytical

# CHAIN-OF-CUSTODY Analytical Request Document

Chain-of-Custody is a LEGAL DOCUMENT - Complete all relevent fields

**WO# : 92580709**

92580709

Pace Workorder Number or

3 USE ONLY

| | |
|---|---|
| Company: Apex Companies | Billing Information: |
| Address: | |
| Report To: Andrew Street | Email To: andrew.street@apexcos.com |
| Copy To: | Site Collection Info/Address: 14226 Huntersville-Concord Rd. |
| Customer Project Name/Number: 2020-LI-2448 | State: NC County/City: Huntersville Time Zone Collected: [ ] PT [ ] MT [ ] CT [ ] ET |
| Phone: Email: | Site/Facility ID #: |
| Collected By (print): Matt T. | Purchase Order #: Quote #: |
| Collected By (signature): Tex | Turnaround Date Required: ASAP |
| Sample Disposal: [ ] Dispose as appropriate [ ] Return [ ] Archive: _____ [ ] Hold: _____ | Rush: [ ] Same Day [ ] Next Day [ ] 2 Day [ ] 3 Day [ ] 4 Day [ ] 5 Day (Expedite Charges Apply) |

Compliance Monitoring? [ ] Yes [ ] No

DW PWS ID #: DW Location Code:

Immediately Packed on Ice: [ ] Yes [ ] No

Field Filtered (if applicable): [ ] Yes [ ] No

Analysis: _____

* Matrix Codes (Insert in Matrix box below): Drinking Water (DW), Ground Water (GW), Wastewater (WW), Product (P), Soil/Solid (SL), Oil (OL), Wipe (WP), Air (AR), Tissue (TS), Bioassay (B), Vapor (V), Other (OT)

| Customer Sample ID | Matrix * | Comp / Grab | Collected (or Composite Start) Date | Collected (or Composite Start) Time | Composite End Date | Composite End Time | Res Cl | # of Ctns | VOCs 6200B | MADEP VPH | Lead | | | | | | | Lab Sample # / Comments |
|---|---|---|---|---|---|---|---|---|---|---|---|---|---|---|---|---|---|---|
| 14226_HC_RD | DW | G | 1-4-22 | 1105 | | | | 8 | X | X | X | | | | | | | 001 |
| | | | | | | | | | | | | | | | | | | |
| | | | | | | | | | | | | | | | | | | |
| | | | | | | | | | | | | | | | | | | |
| | | | | | | | | | | | | | | | | | | |
| | | | | | | | | | | | | | | | | | | |
| | | | | | | | | | | | | | | | | | | |
| | | | | | | | | | | | | | | | | | | |
| | | | | | | | | | | | | | | | | | | |
| | | | | | | | | | | | | | | | | | | |
| | | | | | | | | | | | | | | | | | | |

** Preservative Types: (1) nitric acid, (2) sulfuric acid, (3) hydrochloric acid, (4) sodium hydroxide, (5) zinc acetate, (6) methanol, (7) sodium bisulfate, (8) sodium thiosulfate, (9) hexane, (A) ascorbic acid, (B) ammonium sulfate, (C) ammonium hydroxide, (D) TSP, (U) Unpreserved, (O) Other _____

Analyses

Lab Profile/Line:

Lab Sample Receipt Checklist:

| | |
|---|---|
| Custody Seals Present/Intact | Y N NA |
| Custody Signatures Present | Y N NA |
| Collector Signature Present | Y N NA |
| Bottles Intact | Y N NA |
| Correct Bottles | Y N NA |
| Sufficient Volume | Y N NA |
| Samples Received on Ice | Y N NA |
| VOA - Headspace Acceptable | Y N NA |
| USDA Regulated Soils | Y N NA |
| Samples in Holding Time | Y N NA |
| Residual Chlorine Present | Y N NA |
| Cl Strips: | |
| Sample pH Acceptable | Y N NA |
| pH Strips: 223314/AU | |
| Sulfide Present | Y N NA |
| Lead Acetate Strips: | |

LAB USE ONLY:

Lab Sample # / Comments:

92580709

001

Customer Remarks / Special Conditions / Possible Hazards:

Type of Ice Used: Wet Blue Dry None

Packing Material Used: BB

Radchem sample(s) screened (<500 cpm): Y N NA

SHORT HOLDS PRESENT (<72 hours): Y N N/A

Lab Tracking #: 2683296

Samples received via: FEDEX UPS Client Courier Pace Courier

Lab Sample Temperature Info:

Temp Blank Received: Y N NA

Therm ID#: 92TC04

Cooler 1 Temp Upon Receipt: 0.7 oC

Cooler 1 Therm Corr. Factor: 0 oC

Cooler 1 Corrected Temp: 0.7 oC

Comments:

| Relinquished by/Company: (Signature) | Date/Time: | Received by/Company: (Signature) | Date/Time: |
|---|---|---|---|
| Matt T./Apex Tex | 1-4-22/1137 | [signature] PACE HV | 1/4/22 11:37 |
| Relinquished by/Company: (Signature) | Date/Time: | Received by/Company: (Signature) | Date/Time: |
| Relinquished by/Company: (Signature) | Date/Time: | Received by/Company: (Signature) | Date/Time: |

MTJL LAB USE ONLY

Table #:

Acctnum:

Template:

Prelogin:

PM:

PB:

Trip Blank Received: Y N NA

HCL MeOH TSP Other

Non Conformance(s): YES / NO

Page: _____ of: _____

| Pace Analytical® | Document Name: Bottle Identification Form (BIF) | Document Issued: November 15, 2021 Page 1 of 1 |
|---|---|---|
| | Document No.: F-CAR-CS-043-Rev.01 | Issuing Authority: Pace Carolinas Quality Office |

***Check mark top half of box if pH and/or dechlorination is verified and within the acceptance range for preservation samples.**

Exceptions: VOA, Coliform, TOC, Oil and Grease, DRO/8015 (water) DOC, LLHg

****Bottom half of box is to list number of bottles**

Project i

WO#: 92580709

PM: AMB Due Date: 01/11/22

CLIENT: 92-APEX MOOR

| Matrix | Item# | BP4U-125 mL Plastic Unpreserved (N/A) (Cl-) | BP3U-250 mL Plastic Unpreserved (N/A) | BP2U-500 mL Plastic Unpreserved (N/A) | BP1U-1 liter Plastic Unpreserved (N/A) | BP4S-125 mL Plastic H2SO4 (pH < 2) (Cl-) | BP3N-250 mL plastic HNO3 (pH < 2) | BP4Z-125 mL Plastic ZN Acetate & NaOH (>9) | BP4B-125 mL Plastic NaOH (pH > 12) (Cl-) | WGFU-Wide-mouthed Glass jar Unpreserved | AG1U-1 liter Amber Unpreserved (N/A) (Cl-) | AG1H-1 liter Amber HCl (pH < 2) | AG3U-250 mL Amber Unpreserved (N/A) (Cl-) | AG1S-1 liter Amber H2SO4 (pH < 2) | AG3S-250 mL Amber H2SO4 (pH < 2) | AG3A(DG3A)-250 mL Amber NH4Cl (N/A)(Cl-) | DG9H-40 mL VOA HCl (N/A) | VG9T-40 mL VOA Na2S2O3 (N/A) | VG9U-40 mL VOA Unpreserved (N/A) | DG9P-40 mL VOA H3PO4 (N/A) | VOAK (3 vials per kit)-5035 kit (N/A) | V/GK (3 vials per kit)-VPH/Gas kit (N/A) | SP5T-125 mL Sterile Plastic (N/A – lab) | SP2T-250 mL Sterile Plastic (N/A – lab) | | BP3A-250 mL Plastic (NH2)2SO4 (9.3-9.7) | AG0U-100 mL Amber Unpreserved vials (N/A) | VSGU-20 mL Scintillation vials (N/A) | DG9U-40 mL Amber Unpreserved vials (N/A) |
|---|---|---|---|---|---|---|---|---|---|---|---|---|---|---|---|---|---|---|---|---|---|---|---|---|---|---|---|---|---|
| | 1 | | | | | | | | | | | | | | | | 7 | | | | | | | | | | | | |
| | 2 | | | | | | | | | | | | | | | | | | | | | | | | | | | | |
| | 3 | | | | | | | | | | | | | | | | | | | | | | | | | | | | |
| | 4 | | | | | | | | | | | | | | | | | | | | | | | | | | | | |
| | 5 | | | | | | | | | | | | | | | | | | | | | | | | | | | | |
| | 6 | | | | | | | | | | | | | | | | | | | | | | | | | | | | |
| | 7 | | | | | | | | | | | | | | | | | | | | | | | | | | | | |
| | 8 | | | | | | | | | | | | | | | | | | | | | | | | | | | | |
| | 9 | | | | | | | | | | | | | | | | | | | | | | | | | | | | |
| | 10 | | | | | | | | | | | | | | | | | | | | | | | | | | | | |
| | 11 | | | | | | | | | | | | | | | | | | | | | | | | | | | | |
| | 12 | | | | | | | | | | | | | | | | | | | | | | | | | | | | |

## pH Adjustment Log for Preserved Samples

| Sample ID | Type of Preservative | pH upon receipt | Date preservation adjusted | Time preservation adjusted | Amount of Preservative added | Lot # |
|---|---|---|---|---|---|---|
| | | | | | | |
| | | | | | | |
| | | | | | | |

Note: Whenever there is a discrepancy affecting North Carolina compliance samples, a copy of this form will be sent to the North Carolina DEHNR Certification Office (i.e. Out of hold, incorrect preservative, out of temp, incorrect containers.

**Pace Analytical Services, LLC**
9800 Kincey Ave. Suite 100
Huntersville, NC 28078
(704)875-9092

January 12, 2022

Andrew Street
Apex Companies - NC
5900 Northwoods Business Pkwy
Suite 5900-0
Charlotte, NC 28269

RE: Project: 2020-L1-2448 INCIDENT
Pace Project No.: 92580721

Dear Andrew Street:

Enclosed are the analytical results for sample(s) received by the laboratory on January 04, 2022. The results relate only to the samples included in this report. Results reported herein conform to the applicable TNI/NELAC Standards and the laboratory's Quality Manual, where applicable, unless otherwise noted in the body of the report.

The test results provided in this final report were generated by each of the following laboratories within the Pace Network:

- Pace Analytical Services - Asheville
- Pace Analytical Services - Charlotte

If you have any questions concerning this report, please feel free to contact me.

Sincerely,

Angela M. Baioni

Angela Baioni
angela.baioni@pacelabs.com
(704)875-9092
Project Manager

Enclosures

cc: J Culbreath, Colonial Pipeline Company
Naomi Fretz, APEX Companies, LLC
Robert Hughes, Colonial Pipeline
Cameron Lee, Montrose-EPS
Jamie Moran, APEX Companies, LLC
Jeff Morrison, Colonial Pipeline Company
Tom Naumann, APEX Companies - NC
Joe Nicolette, Montrose-EPS
Kaitlyn Nootens, Apex Companies
Christopher Schultz, Apex Companies
Matt Teixeira, Apex Companies, LLC
Michael Verdon, Colonial Pipeline Company
JM Wyatt, Colonial Pipeline Company

**REPORT OF LABORATORY ANALYSIS**

This report shall not be reproduced, except in full,
without the written consent of Pace Analytical Services, LLC.

**Pace Analytical Services, LLC**
9800 Kincey Ave.  Suite 100
Huntersville, NC 28078
(704)875-9092

## CERTIFICATIONS

Project: 2020-L1-2448 INCIDENT
Pace Project No.: 92580721

**Pace Analytical Services Charlotte**

South Carolina Laboratory ID: 99006
9800 Kincey Ave. Ste 100, Huntersville, NC 28078
North Carolina Drinking Water Certification #: 37706
North Carolina Field Services Certification #: 5342
North Carolina Wastewater Certification #: 12
South Carolina Laboratory ID: 99006
South Carolina Certification #: 99006001
South Carolina Drinking Water Cert. #: 99006003
Florida/NELAP Certification #: E87627
Kentucky UST Certification #: 84
Louisiana DoH Drinking Water #: LA029
Virginia/VELAP Certification #: 460221

**Pace Analytical Services Asheville**

2225 Riverside Drive, Asheville, NC  28804
Florida/NELAP Certification #: E87648
North Carolina Drinking Water Certification #: 37712
North Carolina Wastewater Certification #: 40
South Carolina Laboratory ID: 99030
South Carolina Certification #: 99030001
Virginia/VELAP Certification #: 460222



This report shall not be reproduced, except in full,
without the written consent of Pace Analytical Services, LLC.

**Pace Analytical Services, LLC**
9800 Kincey Ave. Suite 100
Huntersville, NC 28078
(704)875-9092

## SAMPLE SUMMARY

Project: 2020-L1-2448 INCIDENT
Pace Project No.: 92580721

| Lab ID | Sample ID | Matrix | Date Collected | Date Received |
|---|---|---|---|---|
| **92580721001** | **13835_AC_RD** | Water | 01/04/22 10:35 | 01/04/22 11:37 |



This report shall not be reproduced, except in full,
without the written consent of Pace Analytical Services, LLC.

**Pace Analytical Services, LLC**
9800 Kincey Ave. Suite 100
Huntersville, NC 28078
(704)875-9092

## SAMPLE ANALYTE COUNT

Project: 2020-L1-2448 INCIDENT
Pace Project No.: 92580721

| Lab ID | Sample ID | Method | Analysts | Analytes Reported | Laboratory |
|---|---|---|---|---|---|
| **92580721001** | **13835_AC_RD** | MADEP VPH | MAD | 6 | PASI-C |
| | | EPA 6010D | RDT | 1 | PASI-A |
| | | SM 6200B | SAS | 64 | PASI-C |

PASI-A = Pace Analytical Services - Asheville
PASI-C = Pace Analytical Services - Charlotte



This report shall not be reproduced, except in full,
without the written consent of Pace Analytical Services, LLC.

Pace Analytical Services, LLC
9800 Kincey Ave. Suite 100
Huntersville, NC 28078
(704)875-9092

## ANALYTICAL RESULTS

Project: 2020-L1-2448 INCIDENT
Pace Project No.: 92580721

**Sample: 13835_AC_RD** **Lab ID: 92580721001** Collected: 01/04/22 10:35 Received: 01/04/22 11:37 Matrix: Water

| Parameters | Results | Units | Report Limit | MDL | DF | Prepared | Analyzed | CAS No. | Qual |
|---|---|---|---|---|---|---|---|---|---|
| **VPH NC Water** | Analytical Method: MADEP VPH<br>Pace Analytical Services - Charlotte | | | | | | | | |
| Total VPH (C5-C12) | ND | ug/L | 50.0 | 50.0 | 1 | | 01/07/22 16:57 | | N2 |
| Aliphatic (C05-C08) | ND | ug/L | 50.0 | 50.0 | 1 | | 01/07/22 16:57 | | N2 |
| Aliphatic(C09-C12) Adjusted | ND | ug/L | 50.0 | 50.0 | 1 | | 01/07/22 16:57 | | N2 |
| Aromatic (C09-C10) | ND | ug/L | 50.0 | 50.0 | 1 | | 01/07/22 16:57 | | N2 |
| ***Surrogates*** | | | | | | | | | |
| 4-Bromofluorobenzene (FID) (S) | 96 | % | 70-130 | | 1 | | 01/07/22 16:57 | 460-00-4 | |
| 4-Bromofluorobenzene (PID) (S) | 80 | % | 70-130 | | 1 | | 01/07/22 16:57 | 460-00-4 | |
| **6010 MET ICP** | Analytical Method: EPA 6010D Preparation Method: EPA 3010A<br>Pace Analytical Services - Asheville | | | | | | | | |
| Lead | ND | ug/L | 5.0 | 4.5 | 1 | 01/05/22 10:58 | 01/11/22 23:59 | 7439-92-1 | |
| **6200B MSV** | Analytical Method: SM 6200B<br>Pace Analytical Services - Charlotte | | | | | | | | |
| Benzene | ND | ug/L | 0.50 | 0.34 | 1 | | 01/05/22 14:58 | 71-43-2 | |
| Bromobenzene | ND | ug/L | 0.50 | 0.29 | 1 | | 01/05/22 14:58 | 108-86-1 | |
| Bromochloromethane | ND | ug/L | 0.50 | 0.47 | 1 | | 01/05/22 14:58 | 74-97-5 | |
| Bromodichloromethane | ND | ug/L | 0.50 | 0.31 | 1 | | 01/05/22 14:58 | 75-27-4 | |
| Bromoform | ND | ug/L | 0.50 | 0.34 | 1 | | 01/05/22 14:58 | 75-25-2 | |
| Bromomethane | ND | ug/L | 5.0 | 1.7 | 1 | | 01/05/22 14:58 | 74-83-9 | |
| n-Butylbenzene | ND | ug/L | 0.50 | 0.49 | 1 | | 01/05/22 14:58 | 104-51-8 | |
| sec-Butylbenzene | ND | ug/L | 0.50 | 0.40 | 1 | | 01/05/22 14:58 | 135-98-8 | |
| tert-Butylbenzene | ND | ug/L | 0.50 | 0.32 | 1 | | 01/05/22 14:58 | 98-06-6 | |
| Carbon tetrachloride | ND | ug/L | 0.50 | 0.33 | 1 | | 01/05/22 14:58 | 56-23-5 | |
| Chlorobenzene | ND | ug/L | 0.50 | 0.28 | 1 | | 01/05/22 14:58 | 108-90-7 | |
| Chloroethane | ND | ug/L | 1.0 | 0.65 | 1 | | 01/05/22 14:58 | 75-00-3 | |
| Chloroform | **0.35J** | ug/L | 0.50 | 0.35 | 1 | | 01/05/22 14:58 | 67-66-3 | |
| Chloromethane | ND | ug/L | 1.0 | 0.54 | 1 | | 01/05/22 14:58 | 74-87-3 | |
| 2-Chlorotoluene | ND | ug/L | 0.50 | 0.32 | 1 | | 01/05/22 14:58 | 95-49-8 | |
| 4-Chlorotoluene | ND | ug/L | 0.50 | 0.32 | 1 | | 01/05/22 14:58 | 106-43-4 | |
| 1,2-Dibromo-3-chloropropane | ND | ug/L | 1.0 | 0.34 | 1 | | 01/05/22 14:58 | 96-12-8 | |
| Dibromochloromethane | ND | ug/L | 0.50 | 0.36 | 1 | | 01/05/22 14:58 | 124-48-1 | |
| 1,2-Dibromoethane (EDB) | ND | ug/L | 0.50 | 0.27 | 1 | | 01/05/22 14:58 | 106-93-4 | |
| Dibromomethane | ND | ug/L | 0.50 | 0.39 | 1 | | 01/05/22 14:58 | 74-95-3 | |
| 1,2-Dichlorobenzene | ND | ug/L | 0.50 | 0.34 | 1 | | 01/05/22 14:58 | 95-50-1 | |
| 1,3-Dichlorobenzene | ND | ug/L | 0.50 | 0.34 | 1 | | 01/05/22 14:58 | 541-73-1 | |
| 1,4-Dichlorobenzene | ND | ug/L | 0.50 | 0.33 | 1 | | 01/05/22 14:58 | 106-46-7 | |
| Dichlorodifluoromethane | ND | ug/L | 0.50 | 0.35 | 1 | | 01/05/22 14:58 | 75-71-8 | |
| 1,1-Dichloroethane | ND | ug/L | 0.50 | 0.37 | 1 | | 01/05/22 14:58 | 75-34-3 | |
| 1,2-Dichloroethane | ND | ug/L | 0.50 | 0.32 | 1 | | 01/05/22 14:58 | 107-06-2 | |
| 1,1-Dichloroethene | ND | ug/L | 0.50 | 0.35 | 1 | | 01/05/22 14:58 | 75-35-4 | |
| cis-1,2-Dichloroethene | ND | ug/L | 0.50 | 0.38 | 1 | | 01/05/22 14:58 | 156-59-2 | |
| trans-1,2-Dichloroethene | ND | ug/L | 0.50 | 0.40 | 1 | | 01/05/22 14:58 | 156-60-5 | |
| 1,2-Dichloropropane | ND | ug/L | 0.50 | 0.36 | 1 | | 01/05/22 14:58 | 78-87-5 | |
| 1,3-Dichloropropane | ND | ug/L | 0.50 | 0.28 | 1 | | 01/05/22 14:58 | 142-28-9 | |

## REPORT OF LABORATORY ANALYSIS

This report shall not be reproduced, except in full,
without the written consent of Pace Analytical Services, LLC.

**Pace Analytical Services, LLC**
9800 Kincey Ave. Suite 100
Huntersville, NC 28078
(704)875-9092

## ANALYTICAL RESULTS

Project: 2020-L1-2448 INCIDENT
Pace Project No.: 92580721

**Sample: 13835_AC_RD** **Lab ID: 92580721001** Collected: 01/04/22 10:35 Received: 01/04/22 11:37 Matrix: Water

| Parameters | Results | Units | Report Limit | MDL | DF | Prepared | Analyzed | CAS No. | Qual |
|---|---|---|---|---|---|---|---|---|---|
| **6200B MSV** | Analytical Method: SM 6200B<br>Pace Analytical Services - Charlotte | | | | | | | | |
| 2,2-Dichloropropane | ND | ug/L | 0.50 | 0.39 | 1 | | 01/05/22 14:58 | 594-20-7 | |
| 1,1-Dichloropropene | ND | ug/L | 0.50 | 0.43 | 1 | | 01/05/22 14:58 | 563-58-6 | |
| cis-1,3-Dichloropropene | ND | ug/L | 0.50 | 0.36 | 1 | | 01/05/22 14:58 | 10061-01-5 | |
| trans-1,3-Dichloropropene | ND | ug/L | 0.50 | 0.36 | 1 | | 01/05/22 14:58 | 10061-02-6 | |
| Diisopropyl ether | ND | ug/L | 0.50 | 0.31 | 1 | | 01/05/22 14:58 | 108-20-3 | |
| Ethanol | ND | ug/L | 200 | 72.2 | 1 | | 01/05/22 14:58 | 64-17-5 | |
| Ethylbenzene | ND | ug/L | 0.50 | 0.30 | 1 | | 01/05/22 14:58 | 100-41-4 | |
| Hexachloro-1,3-butadiene | ND | ug/L | 2.0 | 1.5 | 1 | | 01/05/22 14:58 | 87-68-3 | |
| Isopropylbenzene (Cumene) | ND | ug/L | 0.50 | 0.33 | 1 | | 01/05/22 14:58 | 98-82-8 | |
| Methylene Chloride | ND | ug/L | 2.0 | 2.0 | 1 | | 01/05/22 14:58 | 75-09-2 | |
| Methyl-tert-butyl ether | ND | ug/L | 0.50 | 0.42 | 1 | | 01/05/22 14:58 | 1634-04-4 | |
| Naphthalene | ND | ug/L | 2.0 | 0.64 | 1 | | 01/05/22 14:58 | 91-20-3 | |
| n-Propylbenzene | ND | ug/L | 0.50 | 0.34 | 1 | | 01/05/22 14:58 | 103-65-1 | |
| Styrene | ND | ug/L | 0.50 | 0.29 | 1 | | 01/05/22 14:58 | 100-42-5 | |
| 1,1,1,2-Tetrachloroethane | ND | ug/L | 0.50 | 0.31 | 1 | | 01/05/22 14:58 | 630-20-6 | |
| 1,1,2,2-Tetrachloroethane | ND | ug/L | 0.50 | 0.22 | 1 | | 01/05/22 14:58 | 79-34-5 | |
| Tetrachloroethene | ND | ug/L | 0.50 | 0.29 | 1 | | 01/05/22 14:58 | 127-18-4 | |
| Toluene | ND | ug/L | 0.50 | 0.48 | 1 | | 01/05/22 14:58 | 108-88-3 | |
| 1,2,3-Trichlorobenzene | ND | ug/L | 2.0 | 0.81 | 1 | | 01/05/22 14:58 | 87-61-6 | |
| 1,2,4-Trichlorobenzene | ND | ug/L | 2.0 | 0.64 | 1 | | 01/05/22 14:58 | 120-82-1 | |
| 1,1,1-Trichloroethane | ND | ug/L | 0.50 | 0.33 | 1 | | 01/05/22 14:58 | 71-55-6 | |
| 1,1,2-Trichloroethane | ND | ug/L | 0.50 | 0.32 | 1 | | 01/05/22 14:58 | 79-00-5 | |
| Trichloroethene | ND | ug/L | 0.50 | 0.38 | 1 | | 01/05/22 14:58 | 79-01-6 | |
| Trichlorofluoromethane | ND | ug/L | 1.0 | 0.30 | 1 | | 01/05/22 14:58 | 75-69-4 | |
| 1,2,3-Trichloropropane | ND | ug/L | 0.50 | 0.26 | 1 | | 01/05/22 14:58 | 96-18-4 | |
| 1,2,4-Trimethylbenzene | ND | ug/L | 0.50 | 0.50 | 1 | | 01/05/22 14:58 | 95-63-6 | |
| 1,3,5-Trimethylbenzene | ND | ug/L | 0.50 | 0.33 | 1 | | 01/05/22 14:58 | 108-67-8 | |
| Vinyl chloride | ND | ug/L | 1.0 | 0.39 | 1 | | 01/05/22 14:58 | 75-01-4 | |
| m&p-Xylene | ND | ug/L | 1.0 | 0.71 | 1 | | 01/05/22 14:58 | 179601-23-1 | |
| o-Xylene | ND | ug/L | 0.50 | 0.34 | 1 | | 01/05/22 14:58 | 95-47-6 | |
| ***Surrogates*** | | | | | | | | | |
| 1,2-Dichloroethane-d4 (S) | 92 | % | 70-130 | | 1 | | 01/05/22 14:58 | 17060-07-0 | |
| 4-Bromofluorobenzene (S) | 97 | % | 70-130 | | 1 | | 01/05/22 14:58 | 460-00-4 | |
| Toluene-d8 (S) | 104 | % | 70-130 | | 1 | | 01/05/22 14:58 | 2037-26-5 | |

## REPORT OF LABORATORY ANALYSIS

This report shall not be reproduced, except in full,
without the written consent of Pace Analytical Services, LLC.

**Pace Analytical Services, LLC**
9800 Kincey Ave. Suite 100
Huntersville, NC 28078
(704)875-9092

## QUALITY CONTROL DATA

Project: 2020-L1-2448 INCIDENT
Pace Project No.: 92580721

QC Batch: 670504
QC Batch Method: MADEP VPH
Analysis Method: MADEP VPH
Analysis Description: VPH NC Water
Laboratory: Pace Analytical Services - Charlotte
Associated Lab Samples: 92580721001

METHOD BLANK: 3510872 Matrix: Water
Associated Lab Samples: 92580721001

| Parameter | Units | Blank Result | Reporting Limit | MDL | Analyzed | Qualifiers |
|---|---|---|---|---|---|---|
| Aliphatic (C05-C08) | ug/L | ND | 50.0 | 50.0 | 01/07/22 16:01 | N2 |
| Aromatic (C09-C10) | ug/L | ND | 50.0 | 50.0 | 01/07/22 16:01 | N2 |
| 4-Bromofluorobenzene (FID) (S) | % | 96 | 70-130 | | 01/07/22 16:01 | |
| 4-Bromofluorobenzene (PID) (S) | % | 80 | 70-130 | | 01/07/22 16:01 | |

LABORATORY CONTROL SAMPLE & LCSD: 3510873 3510874

| Parameter | Units | Spike Conc. | LCS Result | LCSD Result | LCS % Rec | LCSD % Rec | % Rec Limits | RPD | Max RPD | Qualifiers |
|---|---|---|---|---|---|---|---|---|---|---|
| Aliphatic (C05-C08) | ug/L | 300 | 325 | 305 | 108 | 102 | 70-130 | 6 | 25 | N2 |
| Aromatic (C09-C10) | ug/L | 100 | 88.5 | 89.5 | 89 | 89 | 70-130 | 1 | 25 | N2 |
| 4-Bromofluorobenzene (FID) (S) | % | | | | 99 | 100 | 70-130 | | | |
| 4-Bromofluorobenzene (PID) (S) | % | | | | 81 | 80 | 70-130 | | | |

**Results presented on this page are in the units indicated by the "Units" column except where an alternate unit is presented to the right of the result.**

## REPORT OF LABORATORY ANALYSIS

This report shall not be reproduced, except in full,
without the written consent of Pace Analytical Services, LLC.

**Pace Analytical Services, LLC**
9800 Kincey Ave. Suite 100
Huntersville, NC 28078
(704)875-9092

## QUALITY CONTROL DATA

Project: 2020-L1-2448 INCIDENT
Pace Project No.: 92580721

QC Batch: 669837
QC Batch Method: EPA 3010A
Analysis Method: EPA 6010D
Analysis Description: 6010 MET
Laboratory: Pace Analytical Services - Asheville
Associated Lab Samples: 92580721001

METHOD BLANK: 3507212 Matrix: Water
Associated Lab Samples: 92580721001

| Parameter | Units | Blank Result | Reporting Limit | MDL | Analyzed | Qualifiers |
|---|---|---|---|---|---|---|
| Lead | ug/L | ND | 5.0 | 4.5 | 01/11/22 23:35 | |

LABORATORY CONTROL SAMPLE: 3507213

| Parameter | Units | Spike Conc. | LCS Result | LCS % Rec | % Rec Limits | Qualifiers |
|---|---|---|---|---|---|---|
| Lead | ug/L | 500 | 460 | 92 | 80-120 | |

MATRIX SPIKE & MATRIX SPIKE DUPLICATE: 3507214 3507215

| Parameter | Units | 92580903001 Result | MS Spike Conc. | MSD Spike Conc. | MS Result | MSD Result | MS % Rec | MSD % Rec | % Rec Limits | RPD | Max RPD | Qual |
|---|---|---|---|---|---|---|---|---|---|---|---|---|
| Lead | ug/L | | | | 516 | 500 | | | | 3 | 20 | |

**Results presented on this page are in the units indicated by the "Units" column except where an alternate unit is presented to the right of the result.**

## REPORT OF LABORATORY ANALYSIS

This report shall not be reproduced, except in full,
without the written consent of Pace Analytical Services, LLC.

Pace Analytical Services, LLC
9800 Kincey Ave. Suite 100
Huntersville, NC 28078
(704)875-9092

## QUALITY CONTROL DATA

Project: 2020-L1-2448 INCIDENT
Pace Project No.: 92580721

QC Batch: 669880
QC Batch Method: SM 6200B
Analysis Method: SM 6200B
Analysis Description: 6200B MSV
Laboratory: Pace Analytical Services - Charlotte
Associated Lab Samples: 92580721001

METHOD BLANK: 3507339 Matrix: Water
Associated Lab Samples: 92580721001

| Parameter | Units | Blank Result | Reporting Limit | MDL | Analyzed | Qualifiers |
|---|---|---|---|---|---|---|
| 1,1,1,2-Tetrachloroethane | ug/L | ND | 0.50 | 0.31 | 01/05/22 11:05 | |
| 1,1,1-Trichloroethane | ug/L | ND | 0.50 | 0.33 | 01/05/22 11:05 | |
| 1,1,2,2-Tetrachloroethane | ug/L | ND | 0.50 | 0.22 | 01/05/22 11:05 | |
| 1,1,2-Trichloroethane | ug/L | ND | 0.50 | 0.32 | 01/05/22 11:05 | |
| 1,1-Dichloroethane | ug/L | ND | 0.50 | 0.37 | 01/05/22 11:05 | |
| 1,1-Dichloroethene | ug/L | ND | 0.50 | 0.35 | 01/05/22 11:05 | |
| 1,1-Dichloropropene | ug/L | ND | 0.50 | 0.43 | 01/05/22 11:05 | |
| 1,2,3-Trichlorobenzene | ug/L | ND | 2.0 | 0.81 | 01/05/22 11:05 | |
| 1,2,3-Trichloropropane | ug/L | ND | 0.50 | 0.26 | 01/05/22 11:05 | |
| 1,2,4-Trichlorobenzene | ug/L | ND | 2.0 | 0.64 | 01/05/22 11:05 | |
| 1,2,4-Trimethylbenzene | ug/L | ND | 0.50 | 0.50 | 01/05/22 11:05 | |
| 1,2-Dibromo-3-chloropropane | ug/L | ND | 1.0 | 0.34 | 01/05/22 11:05 | |
| 1,2-Dibromoethane (EDB) | ug/L | ND | 0.50 | 0.27 | 01/05/22 11:05 | |
| 1,2-Dichlorobenzene | ug/L | ND | 0.50 | 0.34 | 01/05/22 11:05 | |
| 1,2-Dichloroethane | ug/L | ND | 0.50 | 0.32 | 01/05/22 11:05 | |
| 1,2-Dichloropropane | ug/L | ND | 0.50 | 0.36 | 01/05/22 11:05 | |
| 1,3,5-Trimethylbenzene | ug/L | ND | 0.50 | 0.33 | 01/05/22 11:05 | |
| 1,3-Dichlorobenzene | ug/L | ND | 0.50 | 0.34 | 01/05/22 11:05 | |
| 1,3-Dichloropropane | ug/L | ND | 0.50 | 0.28 | 01/05/22 11:05 | |
| 1,4-Dichlorobenzene | ug/L | ND | 0.50 | 0.33 | 01/05/22 11:05 | |
| 2,2-Dichloropropane | ug/L | ND | 0.50 | 0.39 | 01/05/22 11:05 | |
| 2-Chlorotoluene | ug/L | ND | 0.50 | 0.32 | 01/05/22 11:05 | |
| 4-Chlorotoluene | ug/L | ND | 0.50 | 0.32 | 01/05/22 11:05 | |
| Benzene | ug/L | ND | 0.50 | 0.34 | 01/05/22 11:05 | |
| Bromobenzene | ug/L | ND | 0.50 | 0.29 | 01/05/22 11:05 | |
| Bromochloromethane | ug/L | ND | 0.50 | 0.47 | 01/05/22 11:05 | |
| Bromodichloromethane | ug/L | ND | 0.50 | 0.31 | 01/05/22 11:05 | |
| Bromoform | ug/L | ND | 0.50 | 0.34 | 01/05/22 11:05 | |
| Bromomethane | ug/L | ND | 5.0 | 1.7 | 01/05/22 11:05 | |
| Carbon tetrachloride | ug/L | ND | 0.50 | 0.33 | 01/05/22 11:05 | |
| Chlorobenzene | ug/L | ND | 0.50 | 0.28 | 01/05/22 11:05 | |
| Chloroethane | ug/L | ND | 1.0 | 0.65 | 01/05/22 11:05 | |
| Chloroform | ug/L | ND | 0.50 | 0.35 | 01/05/22 11:05 | |
| Chloromethane | ug/L | ND | 1.0 | 0.54 | 01/05/22 11:05 | |
| cis-1,2-Dichloroethene | ug/L | ND | 0.50 | 0.38 | 01/05/22 11:05 | |
| cis-1,3-Dichloropropene | ug/L | ND | 0.50 | 0.36 | 01/05/22 11:05 | |
| Dibromochloromethane | ug/L | ND | 0.50 | 0.36 | 01/05/22 11:05 | |
| Dibromomethane | ug/L | ND | 0.50 | 0.39 | 01/05/22 11:05 | |
| Dichlorodifluoromethane | ug/L | ND | 0.50 | 0.35 | 01/05/22 11:05 | |
| Diisopropyl ether | ug/L | ND | 0.50 | 0.31 | 01/05/22 11:05 | |

**Results presented on this page are in the units indicated by the "Units" column except where an alternate unit is presented to the right of the result.**

## REPORT OF LABORATORY ANALYSIS

This report shall not be reproduced, except in full,
without the written consent of Pace Analytical Services, LLC.

Pace Analytical Services, LLC
9800 Kincey Ave. Suite 100
Huntersville, NC 28078
(704)875-9092

## QUALITY CONTROL DATA

Project: 2020-L1-2448 INCIDENT
Pace Project No.: 92580721

METHOD BLANK: 3507339 Matrix: Water
Associated Lab Samples: 92580721001

| Parameter | Units | Blank Result | Reporting Limit | MDL | Analyzed | Qualifiers |
|---|---|---|---|---|---|---|
| Ethanol | ug/L | ND | 200 | 72.2 | 01/05/22 11:05 | |
| Ethylbenzene | ug/L | ND | 0.50 | 0.30 | 01/05/22 11:05 | |
| Hexachloro-1,3-butadiene | ug/L | ND | 2.0 | 1.5 | 01/05/22 11:05 | |
| Isopropylbenzene (Cumene) | ug/L | ND | 0.50 | 0.33 | 01/05/22 11:05 | |
| m&p-Xylene | ug/L | ND | 1.0 | 0.71 | 01/05/22 11:05 | |
| Methyl-tert-butyl ether | ug/L | ND | 0.50 | 0.42 | 01/05/22 11:05 | |
| Methylene Chloride | ug/L | ND | 2.0 | 2.0 | 01/05/22 11:05 | |
| n-Butylbenzene | ug/L | ND | 0.50 | 0.49 | 01/05/22 11:05 | |
| n-Propylbenzene | ug/L | ND | 0.50 | 0.34 | 01/05/22 11:05 | |
| Naphthalene | ug/L | ND | 2.0 | 0.64 | 01/05/22 11:05 | |
| o-Xylene | ug/L | ND | 0.50 | 0.34 | 01/05/22 11:05 | |
| sec-Butylbenzene | ug/L | ND | 0.50 | 0.40 | 01/05/22 11:05 | |
| Styrene | ug/L | ND | 0.50 | 0.29 | 01/05/22 11:05 | |
| tert-Butylbenzene | ug/L | ND | 0.50 | 0.32 | 01/05/22 11:05 | |
| Tetrachloroethene | ug/L | ND | 0.50 | 0.29 | 01/05/22 11:05 | |
| Toluene | ug/L | ND | 0.50 | 0.48 | 01/05/22 11:05 | |
| trans-1,2-Dichloroethene | ug/L | ND | 0.50 | 0.40 | 01/05/22 11:05 | |
| trans-1,3-Dichloropropene | ug/L | ND | 0.50 | 0.36 | 01/05/22 11:05 | |
| Trichloroethene | ug/L | ND | 0.50 | 0.38 | 01/05/22 11:05 | |
| Trichlorofluoromethane | ug/L | ND | 1.0 | 0.30 | 01/05/22 11:05 | |
| Vinyl chloride | ug/L | ND | 1.0 | 0.39 | 01/05/22 11:05 | |
| 1,2-Dichloroethane-d4 (S) | % | 90 | 70-130 | | 01/05/22 11:05 | |
| 4-Bromofluorobenzene (S) | % | 95 | 70-130 | | 01/05/22 11:05 | |
| Toluene-d8 (S) | % | 102 | 70-130 | | 01/05/22 11:05 | |

LABORATORY CONTROL SAMPLE: 3507340

| Parameter | Units | Spike Conc. | LCS Result | LCS % Rec | % Rec Limits | Qualifiers |
|---|---|---|---|---|---|---|
| 1,1,1,2-Tetrachloroethane | ug/L | 50 | 46.4 | 93 | 60-140 | |
| 1,1,1-Trichloroethane | ug/L | 50 | 44.1 | 88 | 60-140 | |
| 1,1,2,2-Tetrachloroethane | ug/L | 50 | 48.7 | 97 | 60-140 | |
| 1,1,2-Trichloroethane | ug/L | 50 | 53.6 | 107 | 60-140 | |
| 1,1-Dichloroethane | ug/L | 50 | 48.7 | 97 | 60-140 | |
| 1,1-Dichloroethene | ug/L | 50 | 47.9 | 96 | 60-140 | |
| 1,1-Dichloropropene | ug/L | 50 | 46.6 | 93 | 60-140 | |
| 1,2,3-Trichlorobenzene | ug/L | 50 | 48.8 | 98 | 60-140 | |
| 1,2,3-Trichloropropane | ug/L | 50 | 43.3 | 87 | 60-140 | |
| 1,2,4-Trichlorobenzene | ug/L | 50 | 50.3 | 101 | 60-140 | |
| 1,2,4-Trimethylbenzene | ug/L | 50 | 49.3 | 99 | 60-140 | |
| 1,2-Dibromo-3-chloropropane | ug/L | 50 | 43.4 | 87 | 60-140 | |
| 1,2-Dibromoethane (EDB) | ug/L | 50 | 50.1 | 100 | 60-140 | |
| 1,2-Dichlorobenzene | ug/L | 50 | 49.4 | 99 | 60-140 | |
| 1,2-Dichloroethane | ug/L | 50 | 41.9 | 84 | 60-140 | |
| 1,2-Dichloropropane | ug/L | 50 | 49.7 | 99 | 60-140 | |

**Results presented on this page are in the units indicated by the "Units" column except where an alternate unit is presented to the right of the result.**

## REPORT OF LABORATORY ANALYSIS

This report shall not be reproduced, except in full,
without the written consent of Pace Analytical Services, LLC.

**Pace Analytical Services, LLC**
9800 Kincey Ave. Suite 100
Huntersville, NC 28078
(704)875-9092

## QUALITY CONTROL DATA

Project: 2020-L1-2448 INCIDENT
Pace Project No.: 92580721

LABORATORY CONTROL SAMPLE: 3507340

| Parameter | Units | Spike Conc. | LCS Result | LCS % Rec | % Rec Limits | Qualifiers |
|---|---|---|---|---|---|---|
| 1,3,5-Trimethylbenzene | ug/L | 50 | 49.4 | 99 | 60-140 | |
| 1,3-Dichlorobenzene | ug/L | 50 | 49.1 | 98 | 60-140 | |
| 1,3-Dichloropropane | ug/L | 50 | 48.3 | 97 | 60-140 | |
| 1,4-Dichlorobenzene | ug/L | 50 | 48.7 | 97 | 60-140 | |
| 2,2-Dichloropropane | ug/L | 50 | 47.2 | 94 | 60-140 | |
| 2-Chlorotoluene | ug/L | 50 | 50.3 | 101 | 60-140 | |
| 4-Chlorotoluene | ug/L | 50 | 45.8 | 92 | 60-140 | |
| Benzene | ug/L | 50 | 50.3 | 101 | 60-140 | |
| Bromobenzene | ug/L | 50 | 47.7 | 95 | 60-140 | |
| Bromochloromethane | ug/L | 50 | 51.8 | 104 | 60-140 | |
| Bromodichloromethane | ug/L | 50 | 46.0 | 92 | 60-140 | |
| Bromoform | ug/L | 50 | 47.5 | 95 | 60-140 | |
| Bromomethane | ug/L | 50 | 48.4 | 97 | 60-140 | |
| Carbon tetrachloride | ug/L | 50 | 41.7 | 83 | 60-140 | |
| Chlorobenzene | ug/L | 50 | 50.6 | 101 | 60-140 | |
| Chloroethane | ug/L | 50 | 36.6 | 73 | 60-140 | |
| Chloroform | ug/L | 50 | 46.5 | 93 | 60-140 | |
| Chloromethane | ug/L | 50 | 45.6 | 91 | 60-140 | |
| cis-1,2-Dichloroethene | ug/L | 50 | 45.1 | 90 | 60-140 | |
| cis-1,3-Dichloropropene | ug/L | 50 | 47.7 | 95 | 60-140 | |
| Dibromochloromethane | ug/L | 50 | 48.6 | 97 | 60-140 | |
| Dibromomethane | ug/L | 50 | 52.1 | 104 | 60-140 | |
| Dichlorodifluoromethane | ug/L | 50 | 43.7 | 87 | 60-140 | |
| Diisopropyl ether | ug/L | 50 | 44.3 | 89 | 60-140 | |
| Ethanol | ug/L | 2000 | 1760 | 88 | 60-140 | |
| Ethylbenzene | ug/L | 50 | 50.0 | 100 | 60-140 | |
| Hexachloro-1,3-butadiene | ug/L | 50 | 43.1 | 86 | 60-140 | |
| Isopropylbenzene (Cumene) | ug/L | 50 | 52.4 | 105 | 60-140 | |
| m&p-Xylene | ug/L | 100 | 101 | 101 | 60-140 | |
| Methyl-tert-butyl ether | ug/L | 50 | 47.6 | 95 | 60-140 | |
| Methylene Chloride | ug/L | 50 | 46.0 | 92 | 60-140 | |
| n-Butylbenzene | ug/L | 50 | 48.5 | 97 | 60-140 | |
| n-Propylbenzene | ug/L | 50 | 49.0 | 98 | 60-140 | |
| Naphthalene | ug/L | 50 | 46.2 | 92 | 60-140 | |
| o-Xylene | ug/L | 50 | 50.4 | 101 | 60-140 | |
| sec-Butylbenzene | ug/L | 50 | 49.1 | 98 | 60-140 | |
| Styrene | ug/L | 50 | 49.9 | 100 | 60-140 | |
| tert-Butylbenzene | ug/L | 50 | 41.9 | 84 | 60-140 | |
| Tetrachloroethene | ug/L | 50 | 44.9 | 90 | 60-140 | |
| Toluene | ug/L | 50 | 52.1 | 104 | 60-140 | |
| trans-1,2-Dichloroethene | ug/L | 50 | 49.2 | 98 | 60-140 | |
| trans-1,3-Dichloropropene | ug/L | 50 | 48.4 | 97 | 60-140 | |
| Trichloroethene | ug/L | 50 | 50.8 | 102 | 60-140 | |
| Trichlorofluoromethane | ug/L | 50 | 39.8 | 80 | 60-140 | |
| Vinyl chloride | ug/L | 50 | 50.5 | 101 | 60-140 | |
| 1,2-Dichloroethane-d4 (S) | % | | | 90 | 70-130 | |
| 4-Bromofluorobenzene (S) | % | | | 99 | 70-130 | |

**Results presented on this page are in the units indicated by the "Units" column except where an alternate unit is presented to the right of the result.**

## REPORT OF LABORATORY ANALYSIS

This report shall not be reproduced, except in full,
without the written consent of Pace Analytical Services, LLC.

**Pace Analytical Services, LLC**
9800 Kincey Ave. Suite 100
Huntersville, NC 28078
(704)875-9092

## QUALITY CONTROL DATA

Project: 2020-L1-2448 INCIDENT
Pace Project No.: 92580721

LABORATORY CONTROL SAMPLE: 3507340

| Parameter | Units | Spike Conc. | LCS Result | LCS % Rec | % Rec Limits | Qualifiers |
|---|---|---|---|---|---|---|
| Toluene-d8 (S) | % | | | 102 | 70-130 | |

MATRIX SPIKE & MATRIX SPIKE DUPLICATE: 3507341 3507342

| Parameter | Units | 92580894001 Result | MS Spike Conc. | MSD Spike Conc. | MS Result | MSD Result | MS % Rec | MSD % Rec | % Rec Limits | RPD | Max RPD | Qual |
|---|---|---|---|---|---|---|---|---|---|---|---|---|
| 1,1,1,2-Tetrachloroethane | ug/L | <77.8 | 5000 | 5000 | 5170 | 5250 | 103 | 105 | 60-140 | 2 | 30 | |
| 1,1,1-Trichloroethane | ug/L | <83.0 | 5000 | 5000 | 4810 | 4820 | 96 | 96 | 60-140 | 0 | 30 | |
| 1,1,2,2-Tetrachloroethane | ug/L | <56.2 | 5000 | 5000 | 5360 | 5330 | 107 | 107 | 60-140 | 1 | 30 | |
| 1,1,2-Trichloroethane | ug/L | <81.2 | 5000 | 5000 | 5880 | 6110 | 118 | 122 | 60-140 | 4 | 30 | |
| 1,1-Dichloroethane | ug/L | <91.8 | 5000 | 5000 | 5560 | 5770 | 111 | 115 | 60-140 | 4 | 30 | |
| 1,1-Dichloroethene | ug/L | <87.0 | 5000 | 5000 | 5300 | 5380 | 106 | 108 | 60-140 | 2 | 30 | |
| 1,1-Dichloropropene | ug/L | <107 | 5000 | 5000 | 5120 | 5320 | 102 | 106 | 60-140 | 4 | 30 | |
| 1,2,3-Trichlorobenzene | ug/L | <202 | 5000 | 5000 | 5360 | 5930 | 107 | 119 | 60-140 | 10 | 30 | |
| 1,2,3-Trichloropropane | ug/L | <65.2 | 5000 | 5000 | 4970 | 5040 | 99 | 101 | 60-140 | 1 | 30 | |
| 1,2,4-Trichlorobenzene | ug/L | <160 | 5000 | 5000 | 5690 | 5960 | 114 | 119 | 60-140 | 5 | 30 | |
| 1,2,4-Trimethylbenzene | ug/L | 2650 | 5000 | 5000 | 8450 | 8670 | 116 | 120 | 60-140 | 3 | 30 | |
| 1,2-Dibromo-3-chloropropane | ug/L | <85.0 | 5000 | 5000 | 4680 | 4450 | 94 | 89 | 60-140 | 5 | 30 | |
| 1,2-Dibromoethane (EDB) | ug/L | 584 | 5000 | 5000 | 6170 | 6180 | 112 | 112 | 60-140 | 0 | 30 | |
| 1,2-Dichlorobenzene | ug/L | <84.8 | 5000 | 5000 | 5710 | 5920 | 114 | 118 | 60-140 | 4 | 30 | |
| 1,2-Dichloroethane | ug/L | 283 | 5000 | 5000 | 5290 | 5140 | 100 | 97 | 60-140 | 3 | 30 | |
| 1,2-Dichloropropane | ug/L | <88.8 | 5000 | 5000 | 5820 | 5600 | 116 | 112 | 60-140 | 4 | 30 | |
| 1,3,5-Trimethylbenzene | ug/L | 679 | 5000 | 5000 | 6530 | 6760 | 117 | 122 | 60-140 | 4 | 30 | |
| 1,3-Dichlorobenzene | ug/L | <85.0 | 5000 | 5000 | 5600 | 5930 | 112 | 119 | 60-140 | 6 | 30 | |
| 1,3-Dichloropropane | ug/L | <71.0 | 5000 | 5000 | 5640 | 5530 | 113 | 111 | 60-140 | 2 | 30 | |
| 1,4-Dichlorobenzene | ug/L | <83.2 | 5000 | 5000 | 5630 | 5760 | 113 | 115 | 60-140 | 2 | 30 | |
| 2,2-Dichloropropane | ug/L | <97.0 | 5000 | 5000 | 4950 | 5010 | 99 | 100 | 60-140 | 1 | 30 | |
| 2-Chlorotoluene | ug/L | <80.2 | 5000 | 5000 | 5870 | 5910 | 117 | 118 | 60-140 | 1 | 30 | |
| 4-Chlorotoluene | ug/L | <81.0 | 5000 | 5000 | 5490 | 5660 | 110 | 113 | 60-140 | 3 | 30 | |
| Benzene | ug/L | 12500 | 5000 | 5000 | 18300 | 18600 | 116 | 120 | 60-140 | 1 | 30 | |
| Bromobenzene | ug/L | <72.5 | 5000 | 5000 | 5700 | 5850 | 114 | 117 | 60-140 | 3 | 30 | |
| Bromochloromethane | ug/L | <117 | 5000 | 5000 | 5970 | 6050 | 119 | 121 | 60-140 | 1 | 30 | |
| Bromodichloromethane | ug/L | <76.8 | 5000 | 5000 | 5170 | 5210 | 103 | 104 | 60-140 | 1 | 30 | |
| Bromoform | ug/L | <85.2 | 5000 | 5000 | 4780 | 4830 | 96 | 97 | 60-140 | 1 | 30 | |
| Bromomethane | ug/L | <415 | 5000 | 5000 | 4540 | 5510 | 91 | 110 | 60-140 | 19 | 30 | |
| Carbon tetrachloride | ug/L | <83.2 | 5000 | 5000 | 4530 | 4470 | 91 | 89 | 60-140 | 1 | 30 | |
| Chlorobenzene | ug/L | <71.0 | 5000 | 5000 | 5870 | 5920 | 117 | 118 | 60-140 | 1 | 30 | |
| Chloroethane | ug/L | <162 | 5000 | 5000 | 6140 | 6100 | 123 | 122 | 60-140 | 1 | 30 | |
| Chloroform | ug/L | <88.2 | 5000 | 5000 | 5670 | 5670 | 113 | 113 | 60-140 | 0 | 30 | |
| Chloromethane | ug/L | <135 | 5000 | 5000 | 4990 | 5010 | 100 | 100 | 60-140 | 0 | 30 | |
| cis-1,2-Dichloroethene | ug/L | <96.0 | 5000 | 5000 | 5220 | 5370 | 104 | 107 | 60-140 | 3 | 30 | |
| cis-1,3-Dichloropropene | ug/L | <91.2 | 5000 | 5000 | 5310 | 5430 | 106 | 109 | 60-140 | 2 | 30 | |
| Dibromochloromethane | ug/L | <89.8 | 5000 | 5000 | 5340 | 5310 | 107 | 106 | 60-140 | 1 | 30 | |
| Dibromomethane | ug/L | <98.5 | 5000 | 5000 | 5850 | 6070 | 117 | 121 | 60-140 | 4 | 30 | |

**Results presented on this page are in the units indicated by the "Units" column except where an alternate unit is presented to the right of the result.**

## REPORT OF LABORATORY ANALYSIS

This report shall not be reproduced, except in full,
without the written consent of Pace Analytical Services, LLC.

**Pace Analytical Services, LLC**
9800 Kincey Ave. Suite 100
Huntersville, NC 28078
(704)875-9092

## QUALITY CONTROL DATA

Project: 2020-L1-2448 INCIDENT
Pace Project No.: 92580721

MATRIX SPIKE & MATRIX SPIKE DUPLICATE: 3507341 3507342

| Parameter | Units | 92580894001 Result | MS Spike Conc. | MSD Spike Conc. | MS Result | MSD Result | MS % Rec | MSD % Rec | % Rec Limits | RPD | Max RPD | Qual |
|---|---|---|---|---|---|---|---|---|---|---|---|---|
| Dichlorodifluoromethane | ug/L | <86.5 | 5000 | 5000 | 3390 | 3390 | 68 | 68 | 60-140 | 0 | 30 | |
| Diisopropyl ether | ug/L | 204 | 5000 | 5000 | 5280 | 5360 | 102 | 103 | 60-140 | 1 | 30 | |
| Ethanol | ug/L | <18000 | 200000 | 200000 | 185000 | 191000 | 93 | 96 | 60-140 | 3 | 30 | |
| Ethylbenzene | ug/L | 2280 | 5000 | 5000 | 8060 | 8110 | 116 | 117 | 60-140 | 1 | 30 | |
| Hexachloro-1,3-butadiene | ug/L | <382 | 5000 | 5000 | 4820 | 4910 | 96 | 98 | 60-140 | 2 | 30 | |
| Isopropylbenzene (Cumene) | ug/L | <83.2 | 5000 | 5000 | 5990 | 6160 | 120 | 123 | 60-140 | 3 | 30 | |
| m&p-Xylene | ug/L | 11600 | 10000 | 10000 | 23100 | 23500 | 115 | 119 | 60-140 | 2 | 30 | |
| Methyl-tert-butyl ether | ug/L | 1550 | 5000 | 5000 | 6850 | 6740 | 106 | 104 | 60-140 | 2 | 30 | |
| Methylene Chloride | ug/L | <488 | 5000 | 5000 | 5000 | 5030 | 100 | 101 | 60-140 | 1 | 30 | |
| n-Butylbenzene | ug/L | <122 | 5000 | 5000 | 5470 | 5730 | 109 | 115 | 60-140 | 5 | 30 | |
| n-Propylbenzene | ug/L | 116J | 5000 | 5000 | 5860 | 6090 | 115 | 119 | 60-140 | 4 | 30 | |
| Naphthalene | ug/L | 1030 | 5000 | 5000 | 5940 | 6140 | 98 | 102 | 60-140 | 3 | 30 | |
| o-Xylene | ug/L | 5580 | 5000 | 5000 | 11600 | 11500 | 120 | 119 | 60-140 | 0 | 30 | |
| sec-Butylbenzene | ug/L | <100 | 5000 | 5000 | 5480 | 5840 | 110 | 117 | 60-140 | 6 | 30 | |
| Styrene | ug/L | 82.3J | 5000 | 5000 | 5750 | 5920 | 113 | 117 | 60-140 | 3 | 30 | |
| tert-Butylbenzene | ug/L | <80.8 | 5000 | 5000 | 4760 | 4970 | 95 | 99 | 60-140 | 4 | 30 | |
| Tetrachloroethene | ug/L | <73.0 | 5000 | 5000 | 5040 | 5260 | 101 | 105 | 60-140 | 4 | 30 | |
| Toluene | ug/L | 36800 | 5000 | 5000 | 42800 | 43400 | 120 | 132 | 60-140 | 1 | 30 | |
| trans-1,2-Dichloroethene | ug/L | <99.0 | 5000 | 5000 | 5700 | 5780 | 114 | 116 | 60-140 | 1 | 30 | |
| trans-1,3-Dichloropropene | ug/L | <90.8 | 5000 | 5000 | 5310 | 5360 | 106 | 107 | 60-140 | 1 | 30 | |
| Trichloroethene | ug/L | <95.8 | 5000 | 5000 | 5790 | 5860 | 116 | 117 | 60-140 | 1 | 30 | |
| Trichlorofluoromethane | ug/L | <74.5 | 5000 | 5000 | 4050 | 4090 | 81 | 82 | 60-140 | 1 | 30 | |
| Vinyl chloride | ug/L | <96.5 | 5000 | 5000 | 5600 | 5580 | 112 | 112 | 60-140 | 0 | 30 | |
| 1,2-Dichloroethane-d4 (S) | % | | | | | | 86 | 86 | 70-130 | | | |
| 4-Bromofluorobenzene (S) | % | | | | | | 96 | 96 | 70-130 | | | |
| Toluene-d8 (S) | % | | | | | | 102 | 102 | 70-130 | | | |

**Results presented on this page are in the units indicated by the "Units" column except where an alternate unit is presented to the right of the result.**

## REPORT OF LABORATORY ANALYSIS

This report shall not be reproduced, except in full,
without the written consent of Pace Analytical Services, LLC.

**Pace Analytical Services, LLC**
9800 Kincey Ave. Suite 100
Huntersville, NC 28078
(704)875-9092

# QUALIFIERS

Project: 2020-L1-2448 INCIDENT
Pace Project No.: 92580721

## DEFINITIONS

DF - Dilution Factor, if reported, represents the factor applied to the reported data due to dilution of the sample aliquot.

ND - Not Detected at or above adjusted reporting limit.

TNTC - Too Numerous To Count

J - Estimated concentration above the adjusted method detection limit and below the adjusted reporting limit.

MDL - Adjusted Method Detection Limit.

PQL - Practical Quantitation Limit.

RL - Reporting Limit - The lowest concentration value that meets project requirements for quantitative data with known precision and bias for a specific analyte in a specific matrix.

S - Surrogate

1,2-Diphenylhydrazine decomposes to and cannot be separated from Azobenzene using Method 8270. The result for each analyte is a combined concentration.

Consistent with EPA guidelines, unrounded data are displayed and have been used to calculate % recovery and RPD values.

LCS(D) - Laboratory Control Sample (Duplicate)

MS(D) - Matrix Spike (Duplicate)

DUP - Sample Duplicate

RPD - Relative Percent Difference

NC - Not Calculable.

SG - Silica Gel - Clean-Up

U - Indicates the compound was analyzed for, but not detected.

Acid preservation may not be appropriate for 2 Chloroethylvinyl ether.

A separate vial preserved to a pH of 4-5 is recommended in SW846 Chapter 4 for the analysis of Acrolein and Acrylonitrile by EPA Method 8260.

N-Nitrosodiphenylamine decomposes and cannot be separated from Diphenylamine using Method 8270. The result reported for each analyte is a combined concentration.

Reported results are not rounded until the final step prior to reporting. Therefore, calculated parameters that are typically reported as "Total" may vary slightly from the sum of the reported component parameters.

Pace Analytical is TNI accredited. Contact your Pace PM for the current list of accredited analytes.

TNI - The NELAC Institute.

## ANALYTE QUALIFIERS

| | |
|---|---|
| N2 | The lab does not hold NELAC/TNI accreditation for this parameter but other accreditations/certifications may apply. A complete list of accreditations/certifications is available upon request. |



This report shall not be reproduced, except in full,
without the written consent of Pace Analytical Services, LLC.

**Pace Analytical Services, LLC**
9800 Kincey Ave. Suite 100
Huntersville, NC 28078
(704)875-9092

## QUALITY CONTROL DATA CROSS REFERENCE TABLE

Project: 2020-L1-2448 INCIDENT
Pace Project No.: 92580721

| Lab ID | Sample ID | QC Batch Method | QC Batch | Analytical Method | Analytical Batch |
|---|---|---|---|---|---|
| **92580721001** | **13835_AC_RD** | MADEP VPH | 670504 | | |
| **92580721001** | **13835_AC_RD** | EPA 3010A | 669837 | EPA 6010D | 669932 |
| **92580721001** | **13835_AC_RD** | SM 6200B | 669880 | | |



This report shall not be reproduced, except in full,
without the written consent of Pace Analytical Services, LLC.

# CHAIN-OF-CUSTODY Analytical Request Document

Pace Analytical

Chain-of-Custody is a LEGAL DOCUMENT - Complete all relevent fields

**WO# : 92580721**

92580721

ist Pace Workorder Number or re

**AB USE ONLY**

| | |
|---|---|
| Company: Apex Companies | Billing Information: |
| Address: | |
| Report To: Andrew Street | Email To: andrew.street@apexcos.com |
| Copy To: | Site Collection Info/Address: 13835 Asbury Chapel Rd. |
| Customer Project Name/Number: 2020-LI-2448 | State: NC County/City: Huntersville Time Zone Collected: [ ] PT [ ] MT [ ] CT [ ] ET |
| Phone: Email: | Site/Facility ID #: Compliance Monitoring? [ ] Yes [ ] No |
| Collected By (print): Matt T. | Purchase Order #: Quote #: DW PWS ID #: DW Location Code: |
| Collected By (signature): | Turnaround Date Required: ASAP Immediately Packed on Ice: [ ] Yes [ ] No |
| Sample Disposal: [ ] Dispose as appropriate [ ] Return [ ] Archive: _____ [ ] Hold: _____ | Rush: [ ] Same Day [ ] Next Day [ ] 2 Day [ ] 3 Day [ ] 4 Day [ ] 5 Day (Expedite Charges Apply) Field Filtered (if applicable): [ ] Yes [ ] No Analysis: _____ |

* Matrix Codes (Insert in Matrix box below): Drinking Water (DW), Ground Water (GW), Wastewater (WW), Product (P), Soil/Solid (SL), Oil (OL), Wipe (WP), Air (AR), Tissue (TS), Bioassay (B), Vapor (V), Other (OT)

** Preservative Types: (1) nitric acid, (2) sulfuric acid, (3) hydrochloric acid, (4) sodium hydroxide, (5) zinc acetate, (6) methanol, (7) sodium bisulfate, (8) sodium thiosulfate, (9) hexane, (A) ascorbic acid, (B) ammonium sulfate, (C) ammonium hydroxide, (D) TSP, (U) Unpreserved, (O) Other _____

| Customer Sample ID | Matrix * | Comp / Grab | Collected (or Composite Start) Date | Collected (or Composite Start) Time | Composite End Date | Composite End Time | Res Cl | # of Ctns | Analyses: VOCs 62008 | MADEP VPH | Lead | Lab Profile/Line: |
|---|---|---|---|---|---|---|---|---|---|---|---|---|
| 13835_AC_RD | DW | G | 1-4-22 | 1035 | | | | 8 | X | X | X | 001 |
| | | | | | | | | | | | | |
| | | | | | | | | | | | | |
| | | | | | | | | | | | | |
| | | | | | | | | | | | | |
| | | | | | | | | | | | | |
| | | | | | | | | | | | | |
| | | | | | | | | | | | | |
| | | | | | | | | | | | | |
| | | | | | | | | | | | | |
| | | | | | | | | | | | | |

Lab Sample Receipt Checklist:

| | | | |
|---|---|---|---|
| Custody Seals Present/Intact | Y | N | NA |
| Custody Signatures Present | Y | N | NA |
| Collector Signature Present | Y | N | NA |
| Bottles Intact | Y | N | NA |
| Correct Bottles | Y | N | NA |
| Sufficient Volume | Y | N | NA |
| Samples Received on Ice | Y | N | NA |
| VOA - Headspace Acceptable | Y | N | NA |
| USDA Regulated Soils | Y | N | NA |
| Samples in Holding Time | Y | N | NA |
| Residual Chlorine Present | Y | N | NA |
| Cl Strips: _____ | | | |
| Sample pH Acceptable | Y | N | NA |
| pH Strips: 223/4U | | | |
| Sulfide Present | Y | N | NA |
| Lead Acetate Strips: _____ | | | |

LAB USE ONLY:
Lab Sample # / Comments:

Customer Remarks / Special Conditions / Possible Hazards:

Type of Ice Used: Wet Blue Dry None

Packing Material Used: BB

Radchem sample(s) screened (<500 cpm): Y N NA

SHORT HOLDS PRESENT (<72 hours): Y N N/A

Lab Tracking #: 2683294

Samples received via: FEDEX UPS Client Courier Pace Courier

Lab Sample Temperature Info:
Temp Blank Received: Y N NA
Therm ID#: 92706U
Cooler 1 Temp Upon Receipt: 0.9 oC
Cooler 1 Therm Corr. Factor: 0 oC
Cooler 1 Corrected Temp: 0.9 oC
Comments:

| Relinquished by/Company: (Signature) | Date/Time: | Received by/Company: (Signature) | Date/Time: |
|---|---|---|---|
| Matt T. / Apex | 1-4-22 / 1137 | [signature] PACE 44 | 1/4/22 11:37 |
| Relinquished by/Company: (Signature) | Date/Time: | Received by/Company: (Signature) | Date/Time: |
| Relinquished by/Company: (Signature) | Date/Time: | Received by/Company: (Signature) | Date/Time: |

MTJL LAB USE ONLY

Table #:
Acctnum:
Template:
Prelogin:
PM:
PB:

Trip Blank Received: Y N NA
HCL MeOH TSP Other

Non Conformance(s): YES / NO

Page: _____ of: _____

Page 16 of 17

| Pace Analytical® | Document Name: Bottle Identification Form (BIF) | Document Issued: November 15, 2021 Page 1 of 1 |
|---|---|---|
| | Document No.: F-CAR-CS-043-Rev.01 | Issuing Authority: Pace Carolinas Quality Office |

***Check mark top half of box if pH and/or dechlorination is verified and within the acceptance range for preservation samples.**

Exceptions: VOA, Coliform, TOC, Oil and Grease, DRO/8015 (water) DOC, LLHg

****Bottom half of box is to list number of bottles**

Project # **WO# : 92580721**

PM: AMB Due Date: 01/11/22

CLIENT: 92-APEX MOOR

| Matrix | Item# | BP4U-125 mL Plastic Unpreserved (N/A) (Cl-) | BP3U-250 mL Plastic Unpreserved (N/A) | BP2U-500 mL Plastic Unpreserved (N/A) | BP1U-1 liter Plastic Unpreserved (N/A) | BP4S-125 mL Plastic H2SO4 (pH < 2) (Cl-) | BP3N-250 mL plastic HNO3 (pH < 2) | BP4Z-125 mL Plastic ZN Acetate & NaOH (>9) | BP4B-125 mL Plastic NaOH (pH > 12) (Cl-) | WGFU-Wide-mouthed Glass jar Unpreserved | AG1U-1 liter Amber Unpreserved (N/A) (Cl-) | AG1H-1 liter Amber HCl (pH < 2) | AG3U-250 mL Amber Unpreserved (N/A) (Cl-) | AG1S-1 liter Amber H2SO4 (pH < 2) | AG3S-250 mL Amber H2SO4 (pH < 2) | AG3A(DG3A)-250 mL Amber NH4Cl (N/A)(Cl-) | DG9H-40 mL VOA HCl (N/A) | VG9T-40 mL VOA Na2S2O3 (N/A) | VG9U-40 mL VOA Unpreserved (N/A) | DG9P-40 mL VOA H3PO4 (N/A) | VOAK (3 vials per kit)-5035 kit (N/A) | V/GK (3 vials per kit)-VPH/Gas kit (N/A) | SPST-125 mL Sterile Plastic (N/A – lab) | SPPT-250 mL Sterile Plastic (N/A – lab) | | BP3A-250 mL Plastic (NH2)2SO4 (9.3-9.7) | AGOU-100 mL Amber Unpreserved vials (N/A) | VSGU-20 mL Scintillation vials (N/A) | DG9U-40 mL Amber Unpreserved vials (N/A) |
|---|---|---|---|---|---|---|---|---|---|---|---|---|---|---|---|---|---|---|---|---|---|---|---|---|---|---|---|---|---|
| | 1 | | | | | | ✓ 1 | | | | | | | | | | 7 | | | | | | | | | | | | |
| | 2 | | | | | | | | | | | | | | | | | | | | | | | | | | | | |
| | 3 | | | | | | | | | | | | | | | | | | | | | | | | | | | | |
| | 4 | | | | | | | | | | | | | | | | | | | | | | | | | | | | |
| | 5 | | | | | | | | | | | | | | | | | | | | | | | | | | | | |
| | 6 | | | | | | | | | | | | | | | | | | | | | | | | | | | | |
| | 7 | | | | | | | | | | | | | | | | | | | | | | | | | | | | |
| | 8 | | | | | | | | | | | | | | | | | | | | | | | | | | | | |
| | 9 | | | | | | | | | | | | | | | | | | | | | | | | | | | | |
| | 10 | | | | | | | | | | | | | | | | | | | | | | | | | | | | |
| | 11 | | | | | | | | | | | | | | | | | | | | | | | | | | | | |
| | 12 | | | | | | | | | | | | | | | | | | | | | | | | | | | | |

## pH Adjustment Log for Preserved Samples

| Sample ID | Type of Preservative | pH upon receipt | Date preservation adjusted | Time preservation adjusted | Amount of Preservative added | Lot # |
|---|---|---|---|---|---|---|
| | | | | | | |
| | | | | | | |
| | | | | | | |

Note: Whenever there is a discrepancy affecting North Carolina compliance samples, a copy of this form will be sent to the North Carolina DEHNR Certification Office (i.e. Out of hold, incorrect preservative, out of temp, incorrect containers.

**Pace Analytical Services, LLC**
9800 Kincey Ave. Suite 100
Huntersville, NC 28078
(704)875-9092

January 12, 2022

Andrew Street
Apex Companies - NC
5900 Northwoods Business Pkwy
Suite 5900-0
Charlotte, NC 28269

RE: Project: 2020-L1-2448 INCIDENT
Pace Project No.: 92580724

Dear Andrew Street:

Enclosed are the analytical results for sample(s) received by the laboratory on January 04, 2022. The results relate only to the samples included in this report. Results reported herein conform to the applicable TNI/NELAC Standards and the laboratory's Quality Manual, where applicable, unless otherwise noted in the body of the report.

The test results provided in this final report were generated by each of the following laboratories within the Pace Network:

- Pace Analytical Services - Asheville
- Pace Analytical Services - Charlotte

If you have any questions concerning this report, please feel free to contact me.

Sincerely,

Angela M. Baioni

Angela Baioni
angela.baioni@pacelabs.com
(704)875-9092
Project Manager

Enclosures

cc: J Culbreath, Colonial Pipeline Company
Naomi Fretz, APEX Companies, LLC
Robert Hughes, Colonial Pipeline
Cameron Lee, Montrose-EPS
Jamie Moran, APEX Companies, LLC
Jeff Morrison, Colonial Pipeline Company
Tom Naumann, APEX Companies - NC
Joe Nicolette, Montrose-EPS
Kaitlyn Nootens, Apex Companies
Christopher Schultz, Apex Companies
Matt Teixeira, Apex Companies, LLC
Michael Verdon, Colonial Pipeline Company
JM Wyatt, Colonial Pipeline Company

**REPORT OF LABORATORY ANALYSIS**

This report shall not be reproduced, except in full,
without the written consent of Pace Analytical Services, LLC.

**Pace Analytical Services, LLC**
9800 Kincey Ave.  Suite 100
Huntersville, NC 28078
(704)875-9092

## CERTIFICATIONS

Project: 2020-L1-2448 INCIDENT
Pace Project No.: 92580724

**Pace Analytical Services Charlotte**

South Carolina Laboratory ID: 99006
9800 Kincey Ave. Ste 100, Huntersville, NC 28078
North Carolina Drinking Water Certification #: 37706
North Carolina Field Services Certification #: 5342
North Carolina Wastewater Certification #: 12
South Carolina Laboratory ID: 99006
South Carolina Certification #: 99006001
South Carolina Drinking Water Cert. #: 99006003
Florida/NELAP Certification #: E87627
Kentucky UST Certification #: 84
Louisiana DoH Drinking Water #: LA029
Virginia/VELAP Certification #: 460221

**Pace Analytical Services Asheville**

2225 Riverside Drive, Asheville, NC  28804
Florida/NELAP Certification #: E87648
North Carolina Drinking Water Certification #: 37712
North Carolina Wastewater Certification #: 40
South Carolina Laboratory ID: 99030
South Carolina Certification #: 99030001
Virginia/VELAP Certification #: 460222



This report shall not be reproduced, except in full,
without the written consent of Pace Analytical Services, LLC.

**Pace Analytical Services, LLC**
9800 Kincey Ave. Suite 100
Huntersville, NC 28078
(704)875-9092

## SAMPLE SUMMARY

Project: 2020-L1-2448 INCIDENT
Pace Project No.: 92580724

| Lab ID | Sample ID | Matrix | Date Collected | Date Received |
|---|---|---|---|---|
| **92580724001** | **14401_HC_RD** | Water | 01/04/22 10:05 | 01/04/22 11:37 |

## REPORT OF LABORATORY ANALYSIS

This report shall not be reproduced, except in full,
without the written consent of Pace Analytical Services, LLC.

**Pace Analytical Services, LLC**
9800 Kincey Ave. Suite 100
Huntersville, NC 28078
(704)875-9092

## SAMPLE ANALYTE COUNT

Project: 2020-L1-2448 INCIDENT
Pace Project No.: 92580724

| Lab ID | Sample ID | Method | Analysts | Analytes Reported | Laboratory |
|---|---|---|---|---|---|
| **92580724001** | **14401_HC_RD** | MADEP VPH | MAD | 6 | PASI-C |
| | | EPA 6010D | RDT | 1 | PASI-A |
| | | SM 6200B | SAS | 64 | PASI-C |

PASI-A = Pace Analytical Services - Asheville
PASI-C = Pace Analytical Services - Charlotte



This report shall not be reproduced, except in full,
without the written consent of Pace Analytical Services, LLC.

Pace Analytical Services, LLC
9800 Kincey Ave. Suite 100
Huntersville, NC 28078
(704)875-9092

## ANALYTICAL RESULTS

Project: 2020-L1-2448 INCIDENT
Pace Project No.: 92580724

**Sample: 14401_HC_RD** **Lab ID: 92580724001** Collected: 01/04/22 10:05 Received: 01/04/22 11:37 Matrix: Water

| Parameters | Results | Units | Report Limit | MDL | DF | Prepared | Analyzed | CAS No. | Qual |
|---|---|---|---|---|---|---|---|---|---|
| **VPH NC Water** | Analytical Method: MADEP VPH<br>Pace Analytical Services - Charlotte | | | | | | | | |
| Total VPH (C5-C12) | ND | ug/L | 50.0 | 50.0 | 1 | | 01/07/22 17:26 | | N2 |
| Aliphatic (C05-C08) | ND | ug/L | 50.0 | 50.0 | 1 | | 01/07/22 17:26 | | N2 |
| Aliphatic(C09-C12) Adjusted | ND | ug/L | 50.0 | 50.0 | 1 | | 01/07/22 17:26 | | N2 |
| Aromatic (C09-C10) | ND | ug/L | 50.0 | 50.0 | 1 | | 01/07/22 17:26 | | N2 |
| ***Surrogates*** | | | | | | | | | |
| 4-Bromofluorobenzene (FID) (S) | 99 | % | 70-130 | | 1 | | 01/07/22 17:26 | 460-00-4 | |
| 4-Bromofluorobenzene (PID) (S) | 80 | % | 70-130 | | 1 | | 01/07/22 17:26 | 460-00-4 | |
| **6010 MET ICP** | Analytical Method: EPA 6010D Preparation Method: EPA 3010A<br>Pace Analytical Services - Asheville | | | | | | | | |
| Lead | ND | ug/L | 5.0 | 4.5 | 1 | 01/05/22 10:58 | 01/12/22 00:03 | 7439-92-1 | |
| **6200B MSV** | Analytical Method: SM 6200B<br>Pace Analytical Services - Charlotte | | | | | | | | |
| Benzene | ND | ug/L | 0.50 | 0.34 | 1 | | 01/05/22 15:16 | 71-43-2 | |
| Bromobenzene | ND | ug/L | 0.50 | 0.29 | 1 | | 01/05/22 15:16 | 108-86-1 | |
| Bromochloromethane | ND | ug/L | 0.50 | 0.47 | 1 | | 01/05/22 15:16 | 74-97-5 | |
| Bromodichloromethane | ND | ug/L | 0.50 | 0.31 | 1 | | 01/05/22 15:16 | 75-27-4 | |
| Bromoform | ND | ug/L | 0.50 | 0.34 | 1 | | 01/05/22 15:16 | 75-25-2 | |
| Bromomethane | ND | ug/L | 5.0 | 1.7 | 1 | | 01/05/22 15:16 | 74-83-9 | |
| n-Butylbenzene | ND | ug/L | 0.50 | 0.49 | 1 | | 01/05/22 15:16 | 104-51-8 | |
| sec-Butylbenzene | ND | ug/L | 0.50 | 0.40 | 1 | | 01/05/22 15:16 | 135-98-8 | |
| tert-Butylbenzene | ND | ug/L | 0.50 | 0.32 | 1 | | 01/05/22 15:16 | 98-06-6 | |
| Carbon tetrachloride | ND | ug/L | 0.50 | 0.33 | 1 | | 01/05/22 15:16 | 56-23-5 | |
| Chlorobenzene | ND | ug/L | 0.50 | 0.28 | 1 | | 01/05/22 15:16 | 108-90-7 | |
| Chloroethane | ND | ug/L | 1.0 | 0.65 | 1 | | 01/05/22 15:16 | 75-00-3 | |
| Chloroform | ND | ug/L | 0.50 | 0.35 | 1 | | 01/05/22 15:16 | 67-66-3 | |
| Chloromethane | ND | ug/L | 1.0 | 0.54 | 1 | | 01/05/22 15:16 | 74-87-3 | |
| 2-Chlorotoluene | ND | ug/L | 0.50 | 0.32 | 1 | | 01/05/22 15:16 | 95-49-8 | |
| 4-Chlorotoluene | ND | ug/L | 0.50 | 0.32 | 1 | | 01/05/22 15:16 | 106-43-4 | |
| 1,2-Dibromo-3-chloropropane | ND | ug/L | 1.0 | 0.34 | 1 | | 01/05/22 15:16 | 96-12-8 | |
| Dibromochloromethane | ND | ug/L | 0.50 | 0.36 | 1 | | 01/05/22 15:16 | 124-48-1 | |
| 1,2-Dibromoethane (EDB) | ND | ug/L | 0.50 | 0.27 | 1 | | 01/05/22 15:16 | 106-93-4 | |
| Dibromomethane | ND | ug/L | 0.50 | 0.39 | 1 | | 01/05/22 15:16 | 74-95-3 | |
| 1,2-Dichlorobenzene | ND | ug/L | 0.50 | 0.34 | 1 | | 01/05/22 15:16 | 95-50-1 | |
| 1,3-Dichlorobenzene | ND | ug/L | 0.50 | 0.34 | 1 | | 01/05/22 15:16 | 541-73-1 | |
| 1,4-Dichlorobenzene | ND | ug/L | 0.50 | 0.33 | 1 | | 01/05/22 15:16 | 106-46-7 | |
| Dichlorodifluoromethane | ND | ug/L | 0.50 | 0.35 | 1 | | 01/05/22 15:16 | 75-71-8 | |
| 1,1-Dichloroethane | ND | ug/L | 0.50 | 0.37 | 1 | | 01/05/22 15:16 | 75-34-3 | |
| 1,2-Dichloroethane | ND | ug/L | 0.50 | 0.32 | 1 | | 01/05/22 15:16 | 107-06-2 | |
| 1,1-Dichloroethene | ND | ug/L | 0.50 | 0.35 | 1 | | 01/05/22 15:16 | 75-35-4 | |
| cis-1,2-Dichloroethene | ND | ug/L | 0.50 | 0.38 | 1 | | 01/05/22 15:16 | 156-59-2 | |
| trans-1,2-Dichloroethene | ND | ug/L | 0.50 | 0.40 | 1 | | 01/05/22 15:16 | 156-60-5 | |
| 1,2-Dichloropropane | ND | ug/L | 0.50 | 0.36 | 1 | | 01/05/22 15:16 | 78-87-5 | |
| 1,3-Dichloropropane | ND | ug/L | 0.50 | 0.28 | 1 | | 01/05/22 15:16 | 142-28-9 | |

## REPORT OF LABORATORY ANALYSIS

This report shall not be reproduced, except in full,
without the written consent of Pace Analytical Services, LLC.

**Pace Analytical Services, LLC**
9800 Kincey Ave. Suite 100
Huntersville, NC 28078
(704)875-9092

## ANALYTICAL RESULTS

Project: 2020-L1-2448 INCIDENT
Pace Project No.: 92580724

**Sample: 14401_HC_RD** **Lab ID: 92580724001** Collected: 01/04/22 10:05 Received: 01/04/22 11:37 Matrix: Water

| Parameters | Results | Units | Report Limit | MDL | DF | Prepared | Analyzed | CAS No. | Qual |
|---|---|---|---|---|---|---|---|---|---|
| **6200B MSV** | Analytical Method: SM 6200B<br>Pace Analytical Services - Charlotte | | | | | | | | |
| 2,2-Dichloropropane | ND | ug/L | 0.50 | 0.39 | 1 | | 01/05/22 15:16 | 594-20-7 | |
| 1,1-Dichloropropene | ND | ug/L | 0.50 | 0.43 | 1 | | 01/05/22 15:16 | 563-58-6 | |
| cis-1,3-Dichloropropene | ND | ug/L | 0.50 | 0.36 | 1 | | 01/05/22 15:16 | 10061-01-5 | |
| trans-1,3-Dichloropropene | ND | ug/L | 0.50 | 0.36 | 1 | | 01/05/22 15:16 | 10061-02-6 | |
| Diisopropyl ether | ND | ug/L | 0.50 | 0.31 | 1 | | 01/05/22 15:16 | 108-20-3 | |
| Ethanol | ND | ug/L | 200 | 72.2 | 1 | | 01/05/22 15:16 | 64-17-5 | |
| Ethylbenzene | ND | ug/L | 0.50 | 0.30 | 1 | | 01/05/22 15:16 | 100-41-4 | |
| Hexachloro-1,3-butadiene | ND | ug/L | 2.0 | 1.5 | 1 | | 01/05/22 15:16 | 87-68-3 | |
| Isopropylbenzene (Cumene) | ND | ug/L | 0.50 | 0.33 | 1 | | 01/05/22 15:16 | 98-82-8 | |
| Methylene Chloride | ND | ug/L | 2.0 | 2.0 | 1 | | 01/05/22 15:16 | 75-09-2 | |
| Methyl-tert-butyl ether | ND | ug/L | 0.50 | 0.42 | 1 | | 01/05/22 15:16 | 1634-04-4 | |
| Naphthalene | ND | ug/L | 2.0 | 0.64 | 1 | | 01/05/22 15:16 | 91-20-3 | |
| n-Propylbenzene | ND | ug/L | 0.50 | 0.34 | 1 | | 01/05/22 15:16 | 103-65-1 | |
| Styrene | ND | ug/L | 0.50 | 0.29 | 1 | | 01/05/22 15:16 | 100-42-5 | |
| 1,1,1,2-Tetrachloroethane | ND | ug/L | 0.50 | 0.31 | 1 | | 01/05/22 15:16 | 630-20-6 | |
| 1,1,2,2-Tetrachloroethane | ND | ug/L | 0.50 | 0.22 | 1 | | 01/05/22 15:16 | 79-34-5 | |
| Tetrachloroethene | ND | ug/L | 0.50 | 0.29 | 1 | | 01/05/22 15:16 | 127-18-4 | |
| Toluene | ND | ug/L | 0.50 | 0.48 | 1 | | 01/05/22 15:16 | 108-88-3 | |
| 1,2,3-Trichlorobenzene | ND | ug/L | 2.0 | 0.81 | 1 | | 01/05/22 15:16 | 87-61-6 | |
| 1,2,4-Trichlorobenzene | ND | ug/L | 2.0 | 0.64 | 1 | | 01/05/22 15:16 | 120-82-1 | |
| 1,1,1-Trichloroethane | ND | ug/L | 0.50 | 0.33 | 1 | | 01/05/22 15:16 | 71-55-6 | |
| 1,1,2-Trichloroethane | ND | ug/L | 0.50 | 0.32 | 1 | | 01/05/22 15:16 | 79-00-5 | |
| Trichloroethene | ND | ug/L | 0.50 | 0.38 | 1 | | 01/05/22 15:16 | 79-01-6 | |
| Trichlorofluoromethane | ND | ug/L | 1.0 | 0.30 | 1 | | 01/05/22 15:16 | 75-69-4 | |
| 1,2,3-Trichloropropane | ND | ug/L | 0.50 | 0.26 | 1 | | 01/05/22 15:16 | 96-18-4 | |
| 1,2,4-Trimethylbenzene | ND | ug/L | 0.50 | 0.50 | 1 | | 01/05/22 15:16 | 95-63-6 | |
| 1,3,5-Trimethylbenzene | ND | ug/L | 0.50 | 0.33 | 1 | | 01/05/22 15:16 | 108-67-8 | |
| Vinyl chloride | ND | ug/L | 1.0 | 0.39 | 1 | | 01/05/22 15:16 | 75-01-4 | |
| m&p-Xylene | ND | ug/L | 1.0 | 0.71 | 1 | | 01/05/22 15:16 | 179601-23-1 | |
| o-Xylene | ND | ug/L | 0.50 | 0.34 | 1 | | 01/05/22 15:16 | 95-47-6 | |
| ***Surrogates*** | | | | | | | | | |
| 1,2-Dichloroethane-d4 (S) | 90 | % | 70-130 | | 1 | | 01/05/22 15:16 | 17060-07-0 | |
| 4-Bromofluorobenzene (S) | 96 | % | 70-130 | | 1 | | 01/05/22 15:16 | 460-00-4 | |
| Toluene-d8 (S) | 101 | % | 70-130 | | 1 | | 01/05/22 15:16 | 2037-26-5 | |

## REPORT OF LABORATORY ANALYSIS

This report shall not be reproduced, except in full,
without the written consent of Pace Analytical Services, LLC.

**Pace Analytical Services, LLC**
9800 Kincey Ave. Suite 100
Huntersville, NC 28078
(704)875-9092

## QUALITY CONTROL DATA

Project: 2020-L1-2448 INCIDENT
Pace Project No.: 92580724

QC Batch: 670504
QC Batch Method: MADEP VPH
Analysis Method: MADEP VPH
Analysis Description: VPH NC Water
Laboratory: Pace Analytical Services - Charlotte
Associated Lab Samples: 92580724001

METHOD BLANK: 3510872 Matrix: Water
Associated Lab Samples: 92580724001

| Parameter | Units | Blank Result | Reporting Limit | MDL | Analyzed | Qualifiers |
|---|---|---|---|---|---|---|
| Aliphatic (C05-C08) | ug/L | ND | 50.0 | 50.0 | 01/07/22 16:01 | N2 |
| Aromatic (C09-C10) | ug/L | ND | 50.0 | 50.0 | 01/07/22 16:01 | N2 |
| 4-Bromofluorobenzene (FID) (S) | % | 96 | 70-130 | | 01/07/22 16:01 | |
| 4-Bromofluorobenzene (PID) (S) | % | 80 | 70-130 | | 01/07/22 16:01 | |

LABORATORY CONTROL SAMPLE & LCSD: 3510873 3510874

| Parameter | Units | Spike Conc. | LCS Result | LCSD Result | LCS % Rec | LCSD % Rec | % Rec Limits | RPD | Max RPD | Qualifiers |
|---|---|---|---|---|---|---|---|---|---|---|
| Aliphatic (C05-C08) | ug/L | 300 | 325 | 305 | 108 | 102 | 70-130 | 6 | 25 | N2 |
| Aromatic (C09-C10) | ug/L | 100 | 88.5 | 89.5 | 89 | 89 | 70-130 | 1 | 25 | N2 |
| 4-Bromofluorobenzene (FID) (S) | % | | | | 99 | 100 | 70-130 | | | |
| 4-Bromofluorobenzene (PID) (S) | % | | | | 81 | 80 | 70-130 | | | |

**Results presented on this page are in the units indicated by the "Units" column except where an alternate unit is presented to the right of the result.**

## REPORT OF LABORATORY ANALYSIS

This report shall not be reproduced, except in full,
without the written consent of Pace Analytical Services, LLC.

**Pace Analytical Services, LLC**
9800 Kincey Ave. Suite 100
Huntersville, NC 28078
(704)875-9092

## QUALITY CONTROL DATA

Project: 2020-L1-2448 INCIDENT
Pace Project No.: 92580724

QC Batch: 669837
QC Batch Method: EPA 3010A
Analysis Method: EPA 6010D
Analysis Description: 6010 MET
Laboratory: Pace Analytical Services - Asheville
Associated Lab Samples: 92580724001

METHOD BLANK: 3507212 Matrix: Water
Associated Lab Samples: 92580724001

| Parameter | Units | Blank Result | Reporting Limit | MDL | Analyzed | Qualifiers |
|---|---|---|---|---|---|---|
| Lead | ug/L | ND | 5.0 | 4.5 | 01/11/22 23:35 | |

LABORATORY CONTROL SAMPLE: 3507213

| Parameter | Units | Spike Conc. | LCS Result | LCS % Rec | % Rec Limits | Qualifiers |
|---|---|---|---|---|---|---|
| Lead | ug/L | 500 | 460 | 92 | 80-120 | |

MATRIX SPIKE & MATRIX SPIKE DUPLICATE: 3507214 3507215

| Parameter | Units | 92580903001 Result | MS Spike Conc. | MSD Spike Conc. | MS Result | MSD Result | MS % Rec | MSD % Rec | % Rec Limits | RPD | Max RPD | Qual |
|---|---|---|---|---|---|---|---|---|---|---|---|---|
| Lead | ug/L | | | | 516 | 500 | | | | 3 | 20 | |

**Results presented on this page are in the units indicated by the "Units" column except where an alternate unit is presented to the right of the result.**

## REPORT OF LABORATORY ANALYSIS

This report shall not be reproduced, except in full,
without the written consent of Pace Analytical Services, LLC.

Pace Analytical Services, LLC
9800 Kincey Ave. Suite 100
Huntersville, NC 28078
(704)875-9092

## QUALITY CONTROL DATA

Project: 2020-L1-2448 INCIDENT
Pace Project No.: 92580724

QC Batch: 669880
QC Batch Method: SM 6200B
Analysis Method: SM 6200B
Analysis Description: 6200B MSV
Laboratory: Pace Analytical Services - Charlotte

Associated Lab Samples: 92580724001

METHOD BLANK: 3507339 Matrix: Water
Associated Lab Samples: 92580724001

| Parameter | Units | Blank Result | Reporting Limit | MDL | Analyzed | Qualifiers |
|---|---|---|---|---|---|---|
| 1,1,1,2-Tetrachloroethane | ug/L | ND | 0.50 | 0.31 | 01/05/22 11:05 | |
| 1,1,1-Trichloroethane | ug/L | ND | 0.50 | 0.33 | 01/05/22 11:05 | |
| 1,1,2,2-Tetrachloroethane | ug/L | ND | 0.50 | 0.22 | 01/05/22 11:05 | |
| 1,1,2-Trichloroethane | ug/L | ND | 0.50 | 0.32 | 01/05/22 11:05 | |
| 1,1-Dichloroethane | ug/L | ND | 0.50 | 0.37 | 01/05/22 11:05 | |
| 1,1-Dichloroethene | ug/L | ND | 0.50 | 0.35 | 01/05/22 11:05 | |
| 1,1-Dichloropropene | ug/L | ND | 0.50 | 0.43 | 01/05/22 11:05 | |
| 1,2,3-Trichlorobenzene | ug/L | ND | 2.0 | 0.81 | 01/05/22 11:05 | |
| 1,2,3-Trichloropropane | ug/L | ND | 0.50 | 0.26 | 01/05/22 11:05 | |
| 1,2,4-Trichlorobenzene | ug/L | ND | 2.0 | 0.64 | 01/05/22 11:05 | |
| 1,2,4-Trimethylbenzene | ug/L | ND | 0.50 | 0.50 | 01/05/22 11:05 | |
| 1,2-Dibromo-3-chloropropane | ug/L | ND | 1.0 | 0.34 | 01/05/22 11:05 | |
| 1,2-Dibromoethane (EDB) | ug/L | ND | 0.50 | 0.27 | 01/05/22 11:05 | |
| 1,2-Dichlorobenzene | ug/L | ND | 0.50 | 0.34 | 01/05/22 11:05 | |
| 1,2-Dichloroethane | ug/L | ND | 0.50 | 0.32 | 01/05/22 11:05 | |
| 1,2-Dichloropropane | ug/L | ND | 0.50 | 0.36 | 01/05/22 11:05 | |
| 1,3,5-Trimethylbenzene | ug/L | ND | 0.50 | 0.33 | 01/05/22 11:05 | |
| 1,3-Dichlorobenzene | ug/L | ND | 0.50 | 0.34 | 01/05/22 11:05 | |
| 1,3-Dichloropropane | ug/L | ND | 0.50 | 0.28 | 01/05/22 11:05 | |
| 1,4-Dichlorobenzene | ug/L | ND | 0.50 | 0.33 | 01/05/22 11:05 | |
| 2,2-Dichloropropane | ug/L | ND | 0.50 | 0.39 | 01/05/22 11:05 | |
| 2-Chlorotoluene | ug/L | ND | 0.50 | 0.32 | 01/05/22 11:05 | |
| 4-Chlorotoluene | ug/L | ND | 0.50 | 0.32 | 01/05/22 11:05 | |
| Benzene | ug/L | ND | 0.50 | 0.34 | 01/05/22 11:05 | |
| Bromobenzene | ug/L | ND | 0.50 | 0.29 | 01/05/22 11:05 | |
| Bromochloromethane | ug/L | ND | 0.50 | 0.47 | 01/05/22 11:05 | |
| Bromodichloromethane | ug/L | ND | 0.50 | 0.31 | 01/05/22 11:05 | |
| Bromoform | ug/L | ND | 0.50 | 0.34 | 01/05/22 11:05 | |
| Bromomethane | ug/L | ND | 5.0 | 1.7 | 01/05/22 11:05 | |
| Carbon tetrachloride | ug/L | ND | 0.50 | 0.33 | 01/05/22 11:05 | |
| Chlorobenzene | ug/L | ND | 0.50 | 0.28 | 01/05/22 11:05 | |
| Chloroethane | ug/L | ND | 1.0 | 0.65 | 01/05/22 11:05 | |
| Chloroform | ug/L | ND | 0.50 | 0.35 | 01/05/22 11:05 | |
| Chloromethane | ug/L | ND | 1.0 | 0.54 | 01/05/22 11:05 | |
| cis-1,2-Dichloroethene | ug/L | ND | 0.50 | 0.38 | 01/05/22 11:05 | |
| cis-1,3-Dichloropropene | ug/L | ND | 0.50 | 0.36 | 01/05/22 11:05 | |
| Dibromochloromethane | ug/L | ND | 0.50 | 0.36 | 01/05/22 11:05 | |
| Dibromomethane | ug/L | ND | 0.50 | 0.39 | 01/05/22 11:05 | |
| Dichlorodifluoromethane | ug/L | ND | 0.50 | 0.35 | 01/05/22 11:05 | |
| Diisopropyl ether | ug/L | ND | 0.50 | 0.31 | 01/05/22 11:05 | |

**Results presented on this page are in the units indicated by the "Units" column except where an alternate unit is presented to the right of the result.**

## REPORT OF LABORATORY ANALYSIS

This report shall not be reproduced, except in full,
without the written consent of Pace Analytical Services, LLC.

**Pace Analytical Services, LLC**
9800 Kincey Ave. Suite 100
Huntersville, NC 28078
(704)875-9092

## QUALITY CONTROL DATA

Project: 2020-L1-2448 INCIDENT
Pace Project No.: 92580724

METHOD BLANK: 3507339 Matrix: Water
Associated Lab Samples: 92580724001

| Parameter | Units | Blank Result | Reporting Limit | MDL | Analyzed | Qualifiers |
|---|---|---|---|---|---|---|
| Ethanol | ug/L | ND | 200 | 72.2 | 01/05/22 11:05 | |
| Ethylbenzene | ug/L | ND | 0.50 | 0.30 | 01/05/22 11:05 | |
| Hexachloro-1,3-butadiene | ug/L | ND | 2.0 | 1.5 | 01/05/22 11:05 | |
| Isopropylbenzene (Cumene) | ug/L | ND | 0.50 | 0.33 | 01/05/22 11:05 | |
| m&p-Xylene | ug/L | ND | 1.0 | 0.71 | 01/05/22 11:05 | |
| Methyl-tert-butyl ether | ug/L | ND | 0.50 | 0.42 | 01/05/22 11:05 | |
| Methylene Chloride | ug/L | ND | 2.0 | 2.0 | 01/05/22 11:05 | |
| n-Butylbenzene | ug/L | ND | 0.50 | 0.49 | 01/05/22 11:05 | |
| n-Propylbenzene | ug/L | ND | 0.50 | 0.34 | 01/05/22 11:05 | |
| Naphthalene | ug/L | ND | 2.0 | 0.64 | 01/05/22 11:05 | |
| o-Xylene | ug/L | ND | 0.50 | 0.34 | 01/05/22 11:05 | |
| sec-Butylbenzene | ug/L | ND | 0.50 | 0.40 | 01/05/22 11:05 | |
| Styrene | ug/L | ND | 0.50 | 0.29 | 01/05/22 11:05 | |
| tert-Butylbenzene | ug/L | ND | 0.50 | 0.32 | 01/05/22 11:05 | |
| Tetrachloroethene | ug/L | ND | 0.50 | 0.29 | 01/05/22 11:05 | |
| Toluene | ug/L | ND | 0.50 | 0.48 | 01/05/22 11:05 | |
| trans-1,2-Dichloroethene | ug/L | ND | 0.50 | 0.40 | 01/05/22 11:05 | |
| trans-1,3-Dichloropropene | ug/L | ND | 0.50 | 0.36 | 01/05/22 11:05 | |
| Trichloroethene | ug/L | ND | 0.50 | 0.38 | 01/05/22 11:05 | |
| Trichlorofluoromethane | ug/L | ND | 1.0 | 0.30 | 01/05/22 11:05 | |
| Vinyl chloride | ug/L | ND | 1.0 | 0.39 | 01/05/22 11:05 | |
| 1,2-Dichloroethane-d4 (S) | % | 90 | 70-130 | | 01/05/22 11:05 | |
| 4-Bromofluorobenzene (S) | % | 95 | 70-130 | | 01/05/22 11:05 | |
| Toluene-d8 (S) | % | 102 | 70-130 | | 01/05/22 11:05 | |

LABORATORY CONTROL SAMPLE: 3507340

| Parameter | Units | Spike Conc. | LCS Result | LCS % Rec | % Rec Limits | Qualifiers |
|---|---|---|---|---|---|---|
| 1,1,1,2-Tetrachloroethane | ug/L | 50 | 46.4 | 93 | 60-140 | |
| 1,1,1-Trichloroethane | ug/L | 50 | 44.1 | 88 | 60-140 | |
| 1,1,2,2-Tetrachloroethane | ug/L | 50 | 48.7 | 97 | 60-140 | |
| 1,1,2-Trichloroethane | ug/L | 50 | 53.6 | 107 | 60-140 | |
| 1,1-Dichloroethane | ug/L | 50 | 48.7 | 97 | 60-140 | |
| 1,1-Dichloroethene | ug/L | 50 | 47.9 | 96 | 60-140 | |
| 1,1-Dichloropropene | ug/L | 50 | 46.6 | 93 | 60-140 | |
| 1,2,3-Trichlorobenzene | ug/L | 50 | 48.8 | 98 | 60-140 | |
| 1,2,3-Trichloropropane | ug/L | 50 | 43.3 | 87 | 60-140 | |
| 1,2,4-Trichlorobenzene | ug/L | 50 | 50.3 | 101 | 60-140 | |
| 1,2,4-Trimethylbenzene | ug/L | 50 | 49.3 | 99 | 60-140 | |
| 1,2-Dibromo-3-chloropropane | ug/L | 50 | 43.4 | 87 | 60-140 | |
| 1,2-Dibromoethane (EDB) | ug/L | 50 | 50.1 | 100 | 60-140 | |
| 1,2-Dichlorobenzene | ug/L | 50 | 49.4 | 99 | 60-140 | |
| 1,2-Dichloroethane | ug/L | 50 | 41.9 | 84 | 60-140 | |
| 1,2-Dichloropropane | ug/L | 50 | 49.7 | 99 | 60-140 | |

**Results presented on this page are in the units indicated by the "Units" column except where an alternate unit is presented to the right of the result.**

## REPORT OF LABORATORY ANALYSIS

This report shall not be reproduced, except in full,
without the written consent of Pace Analytical Services, LLC.

**Pace Analytical Services, LLC**
9800 Kincey Ave. Suite 100
Huntersville, NC 28078
(704)875-9092

## QUALITY CONTROL DATA

Project: 2020-L1-2448 INCIDENT
Pace Project No.: 92580724

LABORATORY CONTROL SAMPLE: 3507340

| Parameter | Units | Spike Conc. | LCS Result | LCS % Rec | % Rec Limits | Qualifiers |
|---|---|---|---|---|---|---|
| 1,3,5-Trimethylbenzene | ug/L | 50 | 49.4 | 99 | 60-140 | |
| 1,3-Dichlorobenzene | ug/L | 50 | 49.1 | 98 | 60-140 | |
| 1,3-Dichloropropane | ug/L | 50 | 48.3 | 97 | 60-140 | |
| 1,4-Dichlorobenzene | ug/L | 50 | 48.7 | 97 | 60-140 | |
| 2,2-Dichloropropane | ug/L | 50 | 47.2 | 94 | 60-140 | |
| 2-Chlorotoluene | ug/L | 50 | 50.3 | 101 | 60-140 | |
| 4-Chlorotoluene | ug/L | 50 | 45.8 | 92 | 60-140 | |
| Benzene | ug/L | 50 | 50.3 | 101 | 60-140 | |
| Bromobenzene | ug/L | 50 | 47.7 | 95 | 60-140 | |
| Bromochloromethane | ug/L | 50 | 51.8 | 104 | 60-140 | |
| Bromodichloromethane | ug/L | 50 | 46.0 | 92 | 60-140 | |
| Bromoform | ug/L | 50 | 47.5 | 95 | 60-140 | |
| Bromomethane | ug/L | 50 | 48.4 | 97 | 60-140 | |
| Carbon tetrachloride | ug/L | 50 | 41.7 | 83 | 60-140 | |
| Chlorobenzene | ug/L | 50 | 50.6 | 101 | 60-140 | |
| Chloroethane | ug/L | 50 | 36.6 | 73 | 60-140 | |
| Chloroform | ug/L | 50 | 46.5 | 93 | 60-140 | |
| Chloromethane | ug/L | 50 | 45.6 | 91 | 60-140 | |
| cis-1,2-Dichloroethene | ug/L | 50 | 45.1 | 90 | 60-140 | |
| cis-1,3-Dichloropropene | ug/L | 50 | 47.7 | 95 | 60-140 | |
| Dibromochloromethane | ug/L | 50 | 48.6 | 97 | 60-140 | |
| Dibromomethane | ug/L | 50 | 52.1 | 104 | 60-140 | |
| Dichlorodifluoromethane | ug/L | 50 | 43.7 | 87 | 60-140 | |
| Diisopropyl ether | ug/L | 50 | 44.3 | 89 | 60-140 | |
| Ethanol | ug/L | 2000 | 1760 | 88 | 60-140 | |
| Ethylbenzene | ug/L | 50 | 50.0 | 100 | 60-140 | |
| Hexachloro-1,3-butadiene | ug/L | 50 | 43.1 | 86 | 60-140 | |
| Isopropylbenzene (Cumene) | ug/L | 50 | 52.4 | 105 | 60-140 | |
| m&p-Xylene | ug/L | 100 | 101 | 101 | 60-140 | |
| Methyl-tert-butyl ether | ug/L | 50 | 47.6 | 95 | 60-140 | |
| Methylene Chloride | ug/L | 50 | 46.0 | 92 | 60-140 | |
| n-Butylbenzene | ug/L | 50 | 48.5 | 97 | 60-140 | |
| n-Propylbenzene | ug/L | 50 | 49.0 | 98 | 60-140 | |
| Naphthalene | ug/L | 50 | 46.2 | 92 | 60-140 | |
| o-Xylene | ug/L | 50 | 50.4 | 101 | 60-140 | |
| sec-Butylbenzene | ug/L | 50 | 49.1 | 98 | 60-140 | |
| Styrene | ug/L | 50 | 49.9 | 100 | 60-140 | |
| tert-Butylbenzene | ug/L | 50 | 41.9 | 84 | 60-140 | |
| Tetrachloroethene | ug/L | 50 | 44.9 | 90 | 60-140 | |
| Toluene | ug/L | 50 | 52.1 | 104 | 60-140 | |
| trans-1,2-Dichloroethene | ug/L | 50 | 49.2 | 98 | 60-140 | |
| trans-1,3-Dichloropropene | ug/L | 50 | 48.4 | 97 | 60-140 | |
| Trichloroethene | ug/L | 50 | 50.8 | 102 | 60-140 | |
| Trichlorofluoromethane | ug/L | 50 | 39.8 | 80 | 60-140 | |
| Vinyl chloride | ug/L | 50 | 50.5 | 101 | 60-140 | |
| 1,2-Dichloroethane-d4 (S) | % | | | 90 | 70-130 | |
| 4-Bromofluorobenzene (S) | % | | | 99 | 70-130 | |

**Results presented on this page are in the units indicated by the "Units" column except where an alternate unit is presented to the right of the result.**

## REPORT OF LABORATORY ANALYSIS

This report shall not be reproduced, except in full,
without the written consent of Pace Analytical Services, LLC.

**Pace Analytical Services, LLC**
9800 Kincey Ave. Suite 100
Huntersville, NC 28078
(704)875-9092

## QUALITY CONTROL DATA

Project: 2020-L1-2448 INCIDENT
Pace Project No.: 92580724

LABORATORY CONTROL SAMPLE: 3507340

| Parameter | Units | Spike Conc. | LCS Result | LCS % Rec | % Rec Limits | Qualifiers |
|---|---|---|---|---|---|---|
| Toluene-d8 (S) | % | | | 102 | 70-130 | |

MATRIX SPIKE & MATRIX SPIKE DUPLICATE: 3507341 3507342

| Parameter | Units | 92580894001 Result | MS Spike Conc. | MSD Spike Conc. | MS Result | MSD Result | MS % Rec | MSD % Rec | % Rec Limits | RPD | Max RPD | Qual |
|---|---|---|---|---|---|---|---|---|---|---|---|---|
| 1,1,1,2-Tetrachloroethane | ug/L | <77.8 | 5000 | 5000 | 5170 | 5250 | 103 | 105 | 60-140 | 2 | 30 | |
| 1,1,1-Trichloroethane | ug/L | <83.0 | 5000 | 5000 | 4810 | 4820 | 96 | 96 | 60-140 | 0 | 30 | |
| 1,1,2,2-Tetrachloroethane | ug/L | <56.2 | 5000 | 5000 | 5360 | 5330 | 107 | 107 | 60-140 | 1 | 30 | |
| 1,1,2-Trichloroethane | ug/L | <81.2 | 5000 | 5000 | 5880 | 6110 | 118 | 122 | 60-140 | 4 | 30 | |
| 1,1-Dichloroethane | ug/L | <91.8 | 5000 | 5000 | 5560 | 5770 | 111 | 115 | 60-140 | 4 | 30 | |
| 1,1-Dichloroethene | ug/L | <87.0 | 5000 | 5000 | 5300 | 5380 | 106 | 108 | 60-140 | 2 | 30 | |
| 1,1-Dichloropropene | ug/L | <107 | 5000 | 5000 | 5120 | 5320 | 102 | 106 | 60-140 | 4 | 30 | |
| 1,2,3-Trichlorobenzene | ug/L | <202 | 5000 | 5000 | 5360 | 5930 | 107 | 119 | 60-140 | 10 | 30 | |
| 1,2,3-Trichloropropane | ug/L | <65.2 | 5000 | 5000 | 4970 | 5040 | 99 | 101 | 60-140 | 1 | 30 | |
| 1,2,4-Trichlorobenzene | ug/L | <160 | 5000 | 5000 | 5690 | 5960 | 114 | 119 | 60-140 | 5 | 30 | |
| 1,2,4-Trimethylbenzene | ug/L | 2650 | 5000 | 5000 | 8450 | 8670 | 116 | 120 | 60-140 | 3 | 30 | |
| 1,2-Dibromo-3-chloropropane | ug/L | <85.0 | 5000 | 5000 | 4680 | 4450 | 94 | 89 | 60-140 | 5 | 30 | |
| 1,2-Dibromoethane (EDB) | ug/L | 584 | 5000 | 5000 | 6170 | 6180 | 112 | 112 | 60-140 | 0 | 30 | |
| 1,2-Dichlorobenzene | ug/L | <84.8 | 5000 | 5000 | 5710 | 5920 | 114 | 118 | 60-140 | 4 | 30 | |
| 1,2-Dichloroethane | ug/L | 283 | 5000 | 5000 | 5290 | 5140 | 100 | 97 | 60-140 | 3 | 30 | |
| 1,2-Dichloropropane | ug/L | <88.8 | 5000 | 5000 | 5820 | 5600 | 116 | 112 | 60-140 | 4 | 30 | |
| 1,3,5-Trimethylbenzene | ug/L | 679 | 5000 | 5000 | 6530 | 6760 | 117 | 122 | 60-140 | 4 | 30 | |
| 1,3-Dichlorobenzene | ug/L | <85.0 | 5000 | 5000 | 5600 | 5930 | 112 | 119 | 60-140 | 6 | 30 | |
| 1,3-Dichloropropane | ug/L | <71.0 | 5000 | 5000 | 5640 | 5530 | 113 | 111 | 60-140 | 2 | 30 | |
| 1,4-Dichlorobenzene | ug/L | <83.2 | 5000 | 5000 | 5630 | 5760 | 113 | 115 | 60-140 | 2 | 30 | |
| 2,2-Dichloropropane | ug/L | <97.0 | 5000 | 5000 | 4950 | 5010 | 99 | 100 | 60-140 | 1 | 30 | |
| 2-Chlorotoluene | ug/L | <80.2 | 5000 | 5000 | 5870 | 5910 | 117 | 118 | 60-140 | 1 | 30 | |
| 4-Chlorotoluene | ug/L | <81.0 | 5000 | 5000 | 5490 | 5660 | 110 | 113 | 60-140 | 3 | 30 | |
| Benzene | ug/L | 12500 | 5000 | 5000 | 18300 | 18600 | 116 | 120 | 60-140 | 1 | 30 | |
| Bromobenzene | ug/L | <72.5 | 5000 | 5000 | 5700 | 5850 | 114 | 117 | 60-140 | 3 | 30 | |
| Bromochloromethane | ug/L | <117 | 5000 | 5000 | 5970 | 6050 | 119 | 121 | 60-140 | 1 | 30 | |
| Bromodichloromethane | ug/L | <76.8 | 5000 | 5000 | 5170 | 5210 | 103 | 104 | 60-140 | 1 | 30 | |
| Bromoform | ug/L | <85.2 | 5000 | 5000 | 4780 | 4830 | 96 | 97 | 60-140 | 1 | 30 | |
| Bromomethane | ug/L | <415 | 5000 | 5000 | 4540 | 5510 | 91 | 110 | 60-140 | 19 | 30 | |
| Carbon tetrachloride | ug/L | <83.2 | 5000 | 5000 | 4530 | 4470 | 91 | 89 | 60-140 | 1 | 30 | |
| Chlorobenzene | ug/L | <71.0 | 5000 | 5000 | 5870 | 5920 | 117 | 118 | 60-140 | 1 | 30 | |
| Chloroethane | ug/L | <162 | 5000 | 5000 | 6140 | 6100 | 123 | 122 | 60-140 | 1 | 30 | |
| Chloroform | ug/L | <88.2 | 5000 | 5000 | 5670 | 5670 | 113 | 113 | 60-140 | 0 | 30 | |
| Chloromethane | ug/L | <135 | 5000 | 5000 | 4990 | 5010 | 100 | 100 | 60-140 | 0 | 30 | |
| cis-1,2-Dichloroethene | ug/L | <96.0 | 5000 | 5000 | 5220 | 5370 | 104 | 107 | 60-140 | 3 | 30 | |
| cis-1,3-Dichloropropene | ug/L | <91.2 | 5000 | 5000 | 5310 | 5430 | 106 | 109 | 60-140 | 2 | 30 | |
| Dibromochloromethane | ug/L | <89.8 | 5000 | 5000 | 5340 | 5310 | 107 | 106 | 60-140 | 1 | 30 | |
| Dibromomethane | ug/L | <98.5 | 5000 | 5000 | 5850 | 6070 | 117 | 121 | 60-140 | 4 | 30 | |

**Results presented on this page are in the units indicated by the "Units" column except where an alternate unit is presented to the right of the result.**

## REPORT OF LABORATORY ANALYSIS

This report shall not be reproduced, except in full,
without the written consent of Pace Analytical Services, LLC.

**Pace Analytical Services, LLC**
9800 Kincey Ave. Suite 100
Huntersville, NC 28078
(704)875-9092

## QUALITY CONTROL DATA

Project: 2020-L1-2448 INCIDENT
Pace Project No.: 92580724

MATRIX SPIKE & MATRIX SPIKE DUPLICATE: 3507341 3507342

| Parameter | Units | 92580894001 Result | MS Spike Conc. | MSD Spike Conc. | MS Result | MSD Result | MS % Rec | MSD % Rec | % Rec Limits | RPD | Max RPD | Qual |
|---|---|---|---|---|---|---|---|---|---|---|---|---|
| Dichlorodifluoromethane | ug/L | <86.5 | 5000 | 5000 | 3390 | 3390 | 68 | 68 | 60-140 | 0 | 30 | |
| Diisopropyl ether | ug/L | 204 | 5000 | 5000 | 5280 | 5360 | 102 | 103 | 60-140 | 1 | 30 | |
| Ethanol | ug/L | <18000 | 200000 | 200000 | 185000 | 191000 | 93 | 96 | 60-140 | 3 | 30 | |
| Ethylbenzene | ug/L | 2280 | 5000 | 5000 | 8060 | 8110 | 116 | 117 | 60-140 | 1 | 30 | |
| Hexachloro-1,3-butadiene | ug/L | <382 | 5000 | 5000 | 4820 | 4910 | 96 | 98 | 60-140 | 2 | 30 | |
| Isopropylbenzene (Cumene) | ug/L | <83.2 | 5000 | 5000 | 5990 | 6160 | 120 | 123 | 60-140 | 3 | 30 | |
| m&p-Xylene | ug/L | 11600 | 10000 | 10000 | 23100 | 23500 | 115 | 119 | 60-140 | 2 | 30 | |
| Methyl-tert-butyl ether | ug/L | 1550 | 5000 | 5000 | 6850 | 6740 | 106 | 104 | 60-140 | 2 | 30 | |
| Methylene Chloride | ug/L | <488 | 5000 | 5000 | 5000 | 5030 | 100 | 101 | 60-140 | 1 | 30 | |
| n-Butylbenzene | ug/L | <122 | 5000 | 5000 | 5470 | 5730 | 109 | 115 | 60-140 | 5 | 30 | |
| n-Propylbenzene | ug/L | 116J | 5000 | 5000 | 5860 | 6090 | 115 | 119 | 60-140 | 4 | 30 | |
| Naphthalene | ug/L | 1030 | 5000 | 5000 | 5940 | 6140 | 98 | 102 | 60-140 | 3 | 30 | |
| o-Xylene | ug/L | 5580 | 5000 | 5000 | 11600 | 11500 | 120 | 119 | 60-140 | 0 | 30 | |
| sec-Butylbenzene | ug/L | <100 | 5000 | 5000 | 5480 | 5840 | 110 | 117 | 60-140 | 6 | 30 | |
| Styrene | ug/L | 82.3J | 5000 | 5000 | 5750 | 5920 | 113 | 117 | 60-140 | 3 | 30 | |
| tert-Butylbenzene | ug/L | <80.8 | 5000 | 5000 | 4760 | 4970 | 95 | 99 | 60-140 | 4 | 30 | |
| Tetrachloroethene | ug/L | <73.0 | 5000 | 5000 | 5040 | 5260 | 101 | 105 | 60-140 | 4 | 30 | |
| Toluene | ug/L | 36800 | 5000 | 5000 | 42800 | 43400 | 120 | 132 | 60-140 | 1 | 30 | |
| trans-1,2-Dichloroethene | ug/L | <99.0 | 5000 | 5000 | 5700 | 5780 | 114 | 116 | 60-140 | 1 | 30 | |
| trans-1,3-Dichloropropene | ug/L | <90.8 | 5000 | 5000 | 5310 | 5360 | 106 | 107 | 60-140 | 1 | 30 | |
| Trichloroethene | ug/L | <95.8 | 5000 | 5000 | 5790 | 5860 | 116 | 117 | 60-140 | 1 | 30 | |
| Trichlorofluoromethane | ug/L | <74.5 | 5000 | 5000 | 4050 | 4090 | 81 | 82 | 60-140 | 1 | 30 | |
| Vinyl chloride | ug/L | <96.5 | 5000 | 5000 | 5600 | 5580 | 112 | 112 | 60-140 | 0 | 30 | |
| 1,2-Dichloroethane-d4 (S) | % | | | | | | 86 | 86 | 70-130 | | | |
| 4-Bromofluorobenzene (S) | % | | | | | | 96 | 96 | 70-130 | | | |
| Toluene-d8 (S) | % | | | | | | 102 | 102 | 70-130 | | | |

**Results presented on this page are in the units indicated by the "Units" column except where an alternate unit is presented to the right of the result.**

## REPORT OF LABORATORY ANALYSIS

This report shall not be reproduced, except in full,
without the written consent of Pace Analytical Services, LLC.

**Pace Analytical Services, LLC**
9800 Kincey Ave. Suite 100
Huntersville, NC 28078
(704)875-9092

# QUALIFIERS

Project: 2020-L1-2448 INCIDENT
Pace Project No.: 92580724

## DEFINITIONS

DF - Dilution Factor, if reported, represents the factor applied to the reported data due to dilution of the sample aliquot.

ND - Not Detected at or above adjusted reporting limit.

TNTC - Too Numerous To Count

J - Estimated concentration above the adjusted method detection limit and below the adjusted reporting limit.

MDL - Adjusted Method Detection Limit.

PQL - Practical Quantitation Limit.

RL - Reporting Limit - The lowest concentration value that meets project requirements for quantitative data with known precision and bias for a specific analyte in a specific matrix.

S - Surrogate

1,2-Diphenylhydrazine decomposes to and cannot be separated from Azobenzene using Method 8270. The result for each analyte is a combined concentration.

Consistent with EPA guidelines, unrounded data are displayed and have been used to calculate % recovery and RPD values.

LCS(D) - Laboratory Control Sample (Duplicate)

MS(D) - Matrix Spike (Duplicate)

DUP - Sample Duplicate

RPD - Relative Percent Difference

NC - Not Calculable.

SG - Silica Gel - Clean-Up

U - Indicates the compound was analyzed for, but not detected.

Acid preservation may not be appropriate for 2 Chloroethylvinyl ether.

A separate vial preserved to a pH of 4-5 is recommended in SW846 Chapter 4 for the analysis of Acrolein and Acrylonitrile by EPA Method 8260.

N-Nitrosodiphenylamine decomposes and cannot be separated from Diphenylamine using Method 8270. The result reported for each analyte is a combined concentration.

Reported results are not rounded until the final step prior to reporting. Therefore, calculated parameters that are typically reported as "Total" may vary slightly from the sum of the reported component parameters.

Pace Analytical is TNI accredited. Contact your Pace PM for the current list of accredited analytes.

TNI - The NELAC Institute.

## ANALYTE QUALIFIERS

| | |
|---|---|
| N2 | The lab does not hold NELAC/TNI accreditation for this parameter but other accreditations/certifications may apply. A complete list of accreditations/certifications is available upon request. |



This report shall not be reproduced, except in full,
without the written consent of Pace Analytical Services, LLC.

**Pace Analytical Services, LLC**
9800 Kincey Ave. Suite 100
Huntersville, NC 28078
(704)875-9092

## QUALITY CONTROL DATA CROSS REFERENCE TABLE

Project: 2020-L1-2448 INCIDENT
Pace Project No.: 92580724

| Lab ID | Sample ID | QC Batch Method | QC Batch | Analytical Method | Analytical Batch |
|---|---|---|---|---|---|
| **92580724001** | **14401_HC_RD** | MADEP VPH | 670504 | | |
| **92580724001** | **14401_HC_RD** | EPA 3010A | 669837 | EPA 6010D | 669932 |
| **92580724001** | **14401_HC_RD** | SM 6200B | 669880 | | |



This report shall not be reproduced, except in full,
without the written consent of Pace Analytical Services, LLC.

Pace Analytical

# CHAIN-OF-CUSTODY Analytical Request Document

Chain-of-Custody is a LEGAL DOCUMENT - Complete all relevent fields

**WO# : 92580724**

92580724

List Pace Workorder Number or re

**LAB USE ONLY**

| | |
|---|---|
| Company: Apex Companies | Billing Information: |
| Address: | |
| Report To: Andrew Street | Email To: andrew.street@apexcos.com |
| Copy To: | Site Collection Info/Address: 14401 Huntersville-Concord RD. |
| Customer Project Name/Number: 2020-LI-2448 | State: NC County/City: Huntersville Time Zone Collected: [ ] PT [ ] MT [ ] CT [ ] ET |
| Phone: Email: | Site/Facility ID #: Compliance Monitoring? [ ] Yes [ ] No |
| Collected By (print): Matt T. | Purchase Order #: Quote #: DW PWS ID #: DW Location Code: |
| Collected By (signature): | Turnaround Date Required: ASAP Immediately Packed on Ice: [ ] Yes [ ] No |
| Sample Disposal: [ ] Dispose as appropriate [ ] Return [ ] Archive: [ ] Hold: | Rush: [ ] Same Day [ ] Next Day [ ] 2 Day [ ] 3 Day [ ] 4 Day [ ] 5 Day (Expedite Charges Apply) Field Filtered (if applicable): [ ] Yes [ ] No Analysis: |

* Matrix Codes (Insert in Matrix box below): Drinking Water (DW), Ground Water (GW), Wastewater (WW), Product (P), Soil/Solid (SL), Oil (OL), Wipe (WP), Air (AR), Tissue (TS), Bioassay (B), Vapor (V), Other (OT)

** Preservative Types: (1) nitric acid, (2) sulfuric acid, (3) hydrochloric acid, (4) sodium hydroxide, (5) zinc acetate, (6) methanol, (7) sodium bisulfate, (8) sodium thiosulfate, (9) hexane, (A) ascorbic acid, (B) ammonium sulfate, (C) ammonium hydroxide, (D) TSP, (U) Unpreserved, (O) Other _____

| Customer Sample ID | Matrix * | Comp / Grab | Collected (or Composite Start) Date | Collected (or Composite Start) Time | Composite End Date | Composite End Time | Res Cl | # of Ctns | VOCs 6200B | MADEP VPH | Lead | | | | | | | | Lab Sample # / Comments |
|---|---|---|---|---|---|---|---|---|---|---|---|---|---|---|---|---|---|---|---|
| 14401-HC-RD | DW | G | 1-4-22 | 1005 | | | | 8 | X | X | X | | | | | | | | 92580724 001 |
| | | | | | | | | | | | | | | | | | | | |
| | | | | | | | | | | | | | | | | | | | |
| | | | | | | | | | | | | | | | | | | | |
| | | | | | | | | | | | | | | | | | | | |
| | | | | | | | | | | | | | | | | | | | |
| | | | | | | | | | | | | | | | | | | | |
| | | | | | | | | | | | | | | | | | | | |
| | | | | | | | | | | | | | | | | | | | |
| | | | | | | | | | | | | | | | | | | | |

Lab Profile/Line:

Lab Sample Receipt Checklist:

| | | | |
|---|---|---|---|
| Custody Seals Present/Intact | Y | (N) | NA |
| Custody Signatures Present | (Y) | N | NA |
| Collector Signature Present | (Y) | N | NA |
| Bottles Intact | (Y) | N | NA |
| Correct Bottles | (Y) | N | NA |
| Sufficient Volume | (Y) | N | NA |
| Samples Received on Ice | (Y) | N | NA |
| VOA - Headspace Acceptable | (Y) | N | NA |
| USDA Regulated Soils | Y | N | (NA) |
| Samples in Holding Time | (Y) | N | NA |
| Residual Chlorine Present | Y | N | (NA) |
| Cl Strips: | | | |
| Sample pH Acceptable | (Y) | N | NA |
| pH Strips: 2238 10AV | | | |
| Sulfide Present | Y | N | (NA) |
| Lead Acetate Strips: | | | |

LAB USE ONLY:

Customer Remarks / Special Conditions / Possible Hazards:

Type of Ice Used: (Wet) Blue Dry None

Packing Material Used: BB

Radchem sample(s) screened (<500 cpm): Y N (NA)

SHORT HOLDS PRESENT (<72 hours): Y (N) N/A

Lab Tracking #: 2683295

Samples received via: FEDEX UPS (Client) Courier Pace Courier

Lab Sample Temperature Info:

Temp Blank Received: Y (N) NA

Therm ID#: 12W64

Cooler 1 Temp Upon Receipt: 2.4 oC

Cooler 1 Therm Corr. Factor: 0 oC

Cooler 1 Corrected Temp: 2.4 oC

Comments:

| Relinquished by/Company: (Signature) | Date/Time: | Received by/Company: (Signature) | Date/Time: |
|---|---|---|---|
| Matt T. / Apex | 1-4-22 / 1137 | PACEHVL | 1/4/22 11:37 |
| Relinquished by/Company: (Signature) | Date/Time: | Received by/Company: (Signature) | Date/Time: |
| Relinquished by/Company: (Signature) | Date/Time: | Received by/Company: (Signature) | Date/Time: |

MTJL LAB USE ONLY

Table #:

Acctnum:

Template:

Prelogin:

PM:

PB:

Trip Blank Received: Y (N) NA

HCL MeOH TSP Other

Non Conformance(s): YES / (NO)

Page: _____ of: _____

| Pace Analytical | Document Name: Bottle Identification Form (BIF) | Document Issued: November 15, 2021 Page 1 of 1 |
|---|---|---|
| | Document No.: F-CAR-CS-043-Rev.01 | Issuing Authority: Pace Carolinas Quality Office |

***Check mark top half of box if pH and/or dechlorination is verified and within the acceptance range for preservation samples.**

Exceptions: VOA, Coliform, TOC, Oil and Grease, DRO/8015 (water) DOC, LLHg

****Bottom half of box is to list number of bottles**

Project **WO# : 92580724**

PM: AMB Due Date: 01/11/22

CLIENT: 92-APEX MOOR

| Matrix | Item# | BP4U-125 mL Plastic Unpreserved (N/A) (Cl-) | BP3U-250 mL Plastic Unpreserved (N/A) | BP2U-500 mL Plastic Unpreserved (N/A) | BP1U-1 liter Plastic Unpreserved (N/A) | BP4S-125 mL Plastic H2SO4 (pH < 2) (Cl-) | BP3N-250 mL plastic HNO3 (pH < 2) | BP4Z-125 mL Plastic ZN Acetate & NaOH (>9) | BP4B-125 mL Plastic NaOH (pH > 12) (Cl-) | WGFU-Wide-mouthed Glass jar Unpreserved | AG1U-1 liter Amber Unpreserved (N/A) (Cl-) | AG1H-1 liter Amber HCl (pH < 2) | AG3U-250 mL Amber Unpreserved (N/A) (Cl-) | AG1S-1 liter Amber H2SO4 (pH < 2) | AG3S-250 mL Amber H2SO4 (pH < 2) | AG3A(DG3A)-250 mL Amber NH4Cl (N/A)(Cl-) | DG9H-40 mL VOA HCl (N/A) | VG9T-40 mL VOA Na2S2O3 (N/A) | VG9U-40 mL VOA Unpreserved (N/A) | DG9P-40 mL VOA H3PO4 (N/A) | VOAK (3 vials per kit)-5035 kit (N/A) | V/GK (3 vials per kit)-VPH/Gas kit (N/A) | SP5T-125 mL Sterile Plastic (N/A – lab) | SP2T-250 mL Sterile Plastic (N/A – lab) | | BPBA-250 mL Plastic (NH2)2SO4 (9.3-9.7) | AG0U-100 mL Amber Unpreserved vials (N/A) | VSGU-20 mL Scintillation vials (N/A) | DG9U-40 mL Amber Unpreserved vials (N/A) |
|---|---|---|---|---|---|---|---|---|---|---|---|---|---|---|---|---|---|---|---|---|---|---|---|---|---|---|---|---|---|
| | 1 | | | | | | | | | | | | | | | | | | | | | | | | | | | | |
| | 2 | | | | | | | | | | | | | | | | | | | | | | | | | | | | |
| | 3 | | | | | | | | | | | | | | | | | | | | | | | | | | | | |
| | 4 | | | | | | | | | | | | | | | | | | | | | | | | | | | | |
| | 5 | | | | | | | | | | | | | | | | | | | | | | | | | | | | |
| | 6 | | | | | | | | | | | | | | | | | | | | | | | | | | | | |
| | 7 | | | | | | | | | | | | | | | | | | | | | | | | | | | | |
| | 8 | | | | | | | | | | | | | | | | | | | | | | | | | | | | |
| | 9 | | | | | | | | | | | | | | | | | | | | | | | | | | | | |
| | 10 | | | | | | | | | | | | | | | | | | | | | | | | | | | | |
| | 11 | | | | | | | | | | | | | | | | | | | | | | | | | | | | |
| | 12 | | | | | | | | | | | | | | | | | | | | | | | | | | | | |

## pH Adjustment Log for Preserved Samples

| Sample ID | Type of Preservative | pH upon receipt | Date preservation adjusted | Time preservation adjusted | Amount of Preservative added | Lot # |
|---|---|---|---|---|---|---|
| | | | | | | |
| | | | | | | |
| | | | | | | |

Note: Whenever there is a discrepancy affecting North Carolina compliance samples, a copy of this form will be sent to the North Carolina DEHNR Certification Office (i.e. Out of hold, incorrect preservative, out of temp, incorrect containers.

**Pace Analytical Services, LLC**
9800 Kincey Ave. Suite 100
Huntersville, NC 28078
(704)875-9092

January 12, 2022

Andrew Street
Apex Companies - NC
5900 Northwoods Business Pkwy
Suite 5900-0
Charlotte, NC 28269

RE: Project: 2020-L1-2448 INCIDENT
Pace Project No.: 92580727

Dear Andrew Street:

Enclosed are the analytical results for sample(s) received by the laboratory on January 04, 2022. The results relate only to the samples included in this report. Results reported herein conform to the applicable TNI/NELAC Standards and the laboratory's Quality Manual, where applicable, unless otherwise noted in the body of the report.

The test results provided in this final report were generated by each of the following laboratories within the Pace Network:

- Pace Analytical Services - Asheville
- Pace Analytical Services - Charlotte

If you have any questions concerning this report, please feel free to contact me.

Sincerely,

Angela M. Baioni

Angela Baioni
angela.baioni@pacelabs.com
(704)875-9092
Project Manager

Enclosures

cc: J Culbreath, Colonial Pipeline Company
Naomi Fretz, APEX Companies, LLC
Robert Hughes, Colonial Pipeline
Cameron Lee, Montrose-EPS
Jamie Moran, APEX Companies, LLC
Jeff Morrison, Colonial Pipeline Company
Tom Naumann, APEX Companies - NC
Joe Nicolette, Montrose-EPS
Kaitlyn Nootens, Apex Companies
Christopher Schultz, Apex Companies
Matt Teixeira, Apex Companies, LLC
Michael Verdon, Colonial Pipeline Company
JM Wyatt, Colonial Pipeline Company

**REPORT OF LABORATORY ANALYSIS**

This report shall not be reproduced, except in full,
without the written consent of Pace Analytical Services, LLC.

**Pace Analytical Services, LLC**
9800 Kincey Ave.  Suite 100
Huntersville, NC 28078
(704)875-9092

## CERTIFICATIONS

Project: 2020-L1-2448 INCIDENT
Pace Project No.: 92580727

**Pace Analytical Services Charlotte**

South Carolina Laboratory ID: 99006
9800 Kincey Ave. Ste 100, Huntersville, NC 28078
North Carolina Drinking Water Certification #: 37706
North Carolina Field Services Certification #: 5342
North Carolina Wastewater Certification #: 12
South Carolina Laboratory ID: 99006
South Carolina Certification #: 99006001
South Carolina Drinking Water Cert. #: 99006003
Florida/NELAP Certification #: E87627
Kentucky UST Certification #: 84
Louisiana DoH Drinking Water #: LA029
Virginia/VELAP Certification #: 460221

**Pace Analytical Services Asheville**

2225 Riverside Drive, Asheville, NC  28804
Florida/NELAP Certification #: E87648
North Carolina Drinking Water Certification #: 37712
North Carolina Wastewater Certification #: 40
South Carolina Laboratory ID: 99030
South Carolina Certification #: 99030001
Virginia/VELAP Certification #: 460222



This report shall not be reproduced, except in full,
without the written consent of Pace Analytical Services, LLC.

**Pace Analytical Services, LLC**
9800 Kincey Ave. Suite 100
Huntersville, NC 28078
(704)875-9092

## SAMPLE SUMMARY

Project: 2020-L1-2448 INCIDENT
Pace Project No.: 92580727

| Lab ID | Sample ID | Matrix | Date Collected | Date Received |
|---|---|---|---|---|
| **92580727001** | **13800_HC_RD** | Water | 01/04/22 09:22 | 01/04/22 11:37 |



This report shall not be reproduced, except in full,
without the written consent of Pace Analytical Services, LLC.

**Pace Analytical Services, LLC**
9800 Kincey Ave. Suite 100
Huntersville, NC 28078
(704)875-9092

## SAMPLE ANALYTE COUNT

Project: 2020-L1-2448 INCIDENT
Pace Project No.: 92580727

| Lab ID | Sample ID | Method | Analysts | Analytes Reported | Laboratory |
|---|---|---|---|---|---|
| **92580727001** | **13800_HC_RD** | MADEP VPH | MAD | 6 | PASI-C |
| | | EPA 6010D | RDT | 1 | PASI-A |
| | | SM 6200B | SAS | 64 | PASI-C |

PASI-A = Pace Analytical Services - Asheville
PASI-C = Pace Analytical Services - Charlotte



This report shall not be reproduced, except in full,
without the written consent of Pace Analytical Services, LLC.

**Pace Analytical Services, LLC**
9800 Kincey Ave. Suite 100
Huntersville, NC 28078
(704)875-9092

## ANALYTICAL RESULTS

Project: 2020-L1-2448 INCIDENT
Pace Project No.: 92580727

**Sample: 13800_HC_RD** **Lab ID: 92580727001** Collected: 01/04/22 09:22 Received: 01/04/22 11:37 Matrix: Water

| Parameters | Results | Units | Report Limit | MDL | DF | Prepared | Analyzed | CAS No. | Qual |
|---|---|---|---|---|---|---|---|---|---|
| **VPH NC Water** | Analytical Method: MADEP VPH<br>Pace Analytical Services - Charlotte | | | | | | | | |
| Total VPH (C5-C12) | ND | ug/L | 50.0 | 50.0 | 1 | | 01/07/22 17:54 | | N2 |
| Aliphatic (C05-C08) | ND | ug/L | 50.0 | 50.0 | 1 | | 01/07/22 17:54 | | N2 |
| Aliphatic(C09-C12) Adjusted | ND | ug/L | 50.0 | 50.0 | 1 | | 01/07/22 17:54 | | N2 |
| Aromatic (C09-C10) | ND | ug/L | 50.0 | 50.0 | 1 | | 01/07/22 17:54 | | N2 |
| ***Surrogates*** | | | | | | | | | |
| 4-Bromofluorobenzene (FID) (S) | 97 | % | 70-130 | | 1 | | 01/07/22 17:54 | 460-00-4 | |
| 4-Bromofluorobenzene (PID) (S) | 80 | % | 70-130 | | 1 | | 01/07/22 17:54 | 460-00-4 | |
| **6010 MET ICP** | Analytical Method: EPA 6010D Preparation Method: EPA 3010A<br>Pace Analytical Services - Asheville | | | | | | | | |
| Lead | ND | ug/L | 5.0 | 4.5 | 1 | 01/05/22 10:58 | 01/12/22 00:13 | 7439-92-1 | |
| **6200B MSV** | Analytical Method: SM 6200B<br>Pace Analytical Services - Charlotte | | | | | | | | |
| Benzene | ND | ug/L | 0.50 | 0.34 | 1 | | 01/05/22 15:34 | 71-43-2 | |
| Bromobenzene | ND | ug/L | 0.50 | 0.29 | 1 | | 01/05/22 15:34 | 108-86-1 | |
| Bromochloromethane | ND | ug/L | 0.50 | 0.47 | 1 | | 01/05/22 15:34 | 74-97-5 | |
| Bromodichloromethane | ND | ug/L | 0.50 | 0.31 | 1 | | 01/05/22 15:34 | 75-27-4 | |
| Bromoform | ND | ug/L | 0.50 | 0.34 | 1 | | 01/05/22 15:34 | 75-25-2 | |
| Bromomethane | ND | ug/L | 5.0 | 1.7 | 1 | | 01/05/22 15:34 | 74-83-9 | |
| n-Butylbenzene | ND | ug/L | 0.50 | 0.49 | 1 | | 01/05/22 15:34 | 104-51-8 | |
| sec-Butylbenzene | ND | ug/L | 0.50 | 0.40 | 1 | | 01/05/22 15:34 | 135-98-8 | |
| tert-Butylbenzene | ND | ug/L | 0.50 | 0.32 | 1 | | 01/05/22 15:34 | 98-06-6 | |
| Carbon tetrachloride | ND | ug/L | 0.50 | 0.33 | 1 | | 01/05/22 15:34 | 56-23-5 | |
| Chlorobenzene | ND | ug/L | 0.50 | 0.28 | 1 | | 01/05/22 15:34 | 108-90-7 | |
| Chloroethane | ND | ug/L | 1.0 | 0.65 | 1 | | 01/05/22 15:34 | 75-00-3 | |
| Chloroform | ND | ug/L | 0.50 | 0.35 | 1 | | 01/05/22 15:34 | 67-66-3 | |
| Chloromethane | ND | ug/L | 1.0 | 0.54 | 1 | | 01/05/22 15:34 | 74-87-3 | |
| 2-Chlorotoluene | ND | ug/L | 0.50 | 0.32 | 1 | | 01/05/22 15:34 | 95-49-8 | |
| 4-Chlorotoluene | ND | ug/L | 0.50 | 0.32 | 1 | | 01/05/22 15:34 | 106-43-4 | |
| 1,2-Dibromo-3-chloropropane | ND | ug/L | 1.0 | 0.34 | 1 | | 01/05/22 15:34 | 96-12-8 | |
| Dibromochloromethane | ND | ug/L | 0.50 | 0.36 | 1 | | 01/05/22 15:34 | 124-48-1 | |
| 1,2-Dibromoethane (EDB) | ND | ug/L | 0.50 | 0.27 | 1 | | 01/05/22 15:34 | 106-93-4 | |
| Dibromomethane | ND | ug/L | 0.50 | 0.39 | 1 | | 01/05/22 15:34 | 74-95-3 | |
| 1,2-Dichlorobenzene | ND | ug/L | 0.50 | 0.34 | 1 | | 01/05/22 15:34 | 95-50-1 | |
| 1,3-Dichlorobenzene | ND | ug/L | 0.50 | 0.34 | 1 | | 01/05/22 15:34 | 541-73-1 | |
| 1,4-Dichlorobenzene | ND | ug/L | 0.50 | 0.33 | 1 | | 01/05/22 15:34 | 106-46-7 | |
| Dichlorodifluoromethane | ND | ug/L | 0.50 | 0.35 | 1 | | 01/05/22 15:34 | 75-71-8 | |
| 1,1-Dichloroethane | ND | ug/L | 0.50 | 0.37 | 1 | | 01/05/22 15:34 | 75-34-3 | |
| 1,2-Dichloroethane | ND | ug/L | 0.50 | 0.32 | 1 | | 01/05/22 15:34 | 107-06-2 | |
| 1,1-Dichloroethene | ND | ug/L | 0.50 | 0.35 | 1 | | 01/05/22 15:34 | 75-35-4 | |
| cis-1,2-Dichloroethene | ND | ug/L | 0.50 | 0.38 | 1 | | 01/05/22 15:34 | 156-59-2 | |
| trans-1,2-Dichloroethene | ND | ug/L | 0.50 | 0.40 | 1 | | 01/05/22 15:34 | 156-60-5 | |
| 1,2-Dichloropropane | ND | ug/L | 0.50 | 0.36 | 1 | | 01/05/22 15:34 | 78-87-5 | |
| 1,3-Dichloropropane | ND | ug/L | 0.50 | 0.28 | 1 | | 01/05/22 15:34 | 142-28-9 | |

## REPORT OF LABORATORY ANALYSIS

This report shall not be reproduced, except in full,
without the written consent of Pace Analytical Services, LLC.

**Pace Analytical Services, LLC**
9800 Kincey Ave. Suite 100
Huntersville, NC 28078
(704)875-9092

## ANALYTICAL RESULTS

Project: 2020-L1-2448 INCIDENT
Pace Project No.: 92580727

**Sample: 13800_HC_RD** **Lab ID: 92580727001** Collected: 01/04/22 09:22 Received: 01/04/22 11:37 Matrix: Water

| Parameters | Results | Units | Report Limit | MDL | DF | Prepared | Analyzed | CAS No. | Qual |
|---|---|---|---|---|---|---|---|---|---|
| **6200B MSV** | Analytical Method: SM 6200B<br>Pace Analytical Services - Charlotte | | | | | | | | |
| 2,2-Dichloropropane | ND | ug/L | 0.50 | 0.39 | 1 | | 01/05/22 15:34 | 594-20-7 | |
| 1,1-Dichloropropene | ND | ug/L | 0.50 | 0.43 | 1 | | 01/05/22 15:34 | 563-58-6 | |
| cis-1,3-Dichloropropene | ND | ug/L | 0.50 | 0.36 | 1 | | 01/05/22 15:34 | 10061-01-5 | |
| trans-1,3-Dichloropropene | ND | ug/L | 0.50 | 0.36 | 1 | | 01/05/22 15:34 | 10061-02-6 | |
| Diisopropyl ether | ND | ug/L | 0.50 | 0.31 | 1 | | 01/05/22 15:34 | 108-20-3 | |
| Ethanol | ND | ug/L | 200 | 72.2 | 1 | | 01/05/22 15:34 | 64-17-5 | |
| Ethylbenzene | ND | ug/L | 0.50 | 0.30 | 1 | | 01/05/22 15:34 | 100-41-4 | |
| Hexachloro-1,3-butadiene | ND | ug/L | 2.0 | 1.5 | 1 | | 01/05/22 15:34 | 87-68-3 | |
| Isopropylbenzene (Cumene) | ND | ug/L | 0.50 | 0.33 | 1 | | 01/05/22 15:34 | 98-82-8 | |
| Methylene Chloride | ND | ug/L | 2.0 | 2.0 | 1 | | 01/05/22 15:34 | 75-09-2 | |
| Methyl-tert-butyl ether | ND | ug/L | 0.50 | 0.42 | 1 | | 01/05/22 15:34 | 1634-04-4 | |
| Naphthalene | ND | ug/L | 2.0 | 0.64 | 1 | | 01/05/22 15:34 | 91-20-3 | |
| n-Propylbenzene | ND | ug/L | 0.50 | 0.34 | 1 | | 01/05/22 15:34 | 103-65-1 | |
| Styrene | ND | ug/L | 0.50 | 0.29 | 1 | | 01/05/22 15:34 | 100-42-5 | |
| 1,1,1,2-Tetrachloroethane | ND | ug/L | 0.50 | 0.31 | 1 | | 01/05/22 15:34 | 630-20-6 | |
| 1,1,2,2-Tetrachloroethane | ND | ug/L | 0.50 | 0.22 | 1 | | 01/05/22 15:34 | 79-34-5 | |
| Tetrachloroethene | ND | ug/L | 0.50 | 0.29 | 1 | | 01/05/22 15:34 | 127-18-4 | |
| Toluene | ND | ug/L | 0.50 | 0.48 | 1 | | 01/05/22 15:34 | 108-88-3 | |
| 1,2,3-Trichlorobenzene | ND | ug/L | 2.0 | 0.81 | 1 | | 01/05/22 15:34 | 87-61-6 | |
| 1,2,4-Trichlorobenzene | ND | ug/L | 2.0 | 0.64 | 1 | | 01/05/22 15:34 | 120-82-1 | |
| 1,1,1-Trichloroethane | ND | ug/L | 0.50 | 0.33 | 1 | | 01/05/22 15:34 | 71-55-6 | |
| 1,1,2-Trichloroethane | ND | ug/L | 0.50 | 0.32 | 1 | | 01/05/22 15:34 | 79-00-5 | |
| Trichloroethene | ND | ug/L | 0.50 | 0.38 | 1 | | 01/05/22 15:34 | 79-01-6 | |
| Trichlorofluoromethane | ND | ug/L | 1.0 | 0.30 | 1 | | 01/05/22 15:34 | 75-69-4 | |
| 1,2,3-Trichloropropane | ND | ug/L | 0.50 | 0.26 | 1 | | 01/05/22 15:34 | 96-18-4 | |
| 1,2,4-Trimethylbenzene | ND | ug/L | 0.50 | 0.50 | 1 | | 01/05/22 15:34 | 95-63-6 | |
| 1,3,5-Trimethylbenzene | ND | ug/L | 0.50 | 0.33 | 1 | | 01/05/22 15:34 | 108-67-8 | |
| Vinyl chloride | ND | ug/L | 1.0 | 0.39 | 1 | | 01/05/22 15:34 | 75-01-4 | |
| m&p-Xylene | ND | ug/L | 1.0 | 0.71 | 1 | | 01/05/22 15:34 | 179601-23-1 | |
| o-Xylene | ND | ug/L | 0.50 | 0.34 | 1 | | 01/05/22 15:34 | 95-47-6 | |
| ***Surrogates*** | | | | | | | | | |
| 1,2-Dichloroethane-d4 (S) | 91 | % | 70-130 | | 1 | | 01/05/22 15:34 | 17060-07-0 | |
| 4-Bromofluorobenzene (S) | 96 | % | 70-130 | | 1 | | 01/05/22 15:34 | 460-00-4 | |
| Toluene-d8 (S) | 103 | % | 70-130 | | 1 | | 01/05/22 15:34 | 2037-26-5 | |

## REPORT OF LABORATORY ANALYSIS

This report shall not be reproduced, except in full,
without the written consent of Pace Analytical Services, LLC.

**Pace Analytical Services, LLC**
9800 Kincey Ave. Suite 100
Huntersville, NC 28078
(704)875-9092

## QUALITY CONTROL DATA

Project: 2020-L1-2448 INCIDENT
Pace Project No.: 92580727

QC Batch: 670504
QC Batch Method: MADEP VPH
Analysis Method: MADEP VPH
Analysis Description: VPH NC Water
Laboratory: Pace Analytical Services - Charlotte
Associated Lab Samples: 92580727001

METHOD BLANK: 3510872 Matrix: Water
Associated Lab Samples: 92580727001

| Parameter | Units | Blank Result | Reporting Limit | MDL | Analyzed | Qualifiers |
|---|---|---|---|---|---|---|
| Aliphatic (C05-C08) | ug/L | ND | 50.0 | 50.0 | 01/07/22 16:01 | N2 |
| Aromatic (C09-C10) | ug/L | ND | 50.0 | 50.0 | 01/07/22 16:01 | N2 |
| 4-Bromofluorobenzene (FID) (S) | % | 96 | 70-130 | | 01/07/22 16:01 | |
| 4-Bromofluorobenzene (PID) (S) | % | 80 | 70-130 | | 01/07/22 16:01 | |

LABORATORY CONTROL SAMPLE & LCSD: 3510873 3510874

| Parameter | Units | Spike Conc. | LCS Result | LCSD Result | LCS % Rec | LCSD % Rec | % Rec Limits | RPD | Max RPD | Qualifiers |
|---|---|---|---|---|---|---|---|---|---|---|
| Aliphatic (C05-C08) | ug/L | 300 | 325 | 305 | 108 | 102 | 70-130 | 6 | 25 | N2 |
| Aromatic (C09-C10) | ug/L | 100 | 88.5 | 89.5 | 89 | 89 | 70-130 | 1 | 25 | N2 |
| 4-Bromofluorobenzene (FID) (S) | % | | | | 99 | 100 | 70-130 | | | |
| 4-Bromofluorobenzene (PID) (S) | % | | | | 81 | 80 | 70-130 | | | |

**Results presented on this page are in the units indicated by the "Units" column except where an alternate unit is presented to the right of the result.**

## REPORT OF LABORATORY ANALYSIS

This report shall not be reproduced, except in full,
without the written consent of Pace Analytical Services, LLC.

**Pace Analytical Services, LLC**
9800 Kincey Ave. Suite 100
Huntersville, NC 28078
(704)875-9092

## QUALITY CONTROL DATA

Project: 2020-L1-2448 INCIDENT
Pace Project No.: 92580727

QC Batch: 669837
QC Batch Method: EPA 3010A
Analysis Method: EPA 6010D
Analysis Description: 6010 MET
Laboratory: Pace Analytical Services - Asheville
Associated Lab Samples: 92580727001

METHOD BLANK: 3507212 Matrix: Water
Associated Lab Samples: 92580727001

| Parameter | Units | Blank Result | Reporting Limit | MDL | Analyzed | Qualifiers |
|---|---|---|---|---|---|---|
| Lead | ug/L | ND | 5.0 | 4.5 | 01/11/22 23:35 | |

LABORATORY CONTROL SAMPLE: 3507213

| Parameter | Units | Spike Conc. | LCS Result | LCS % Rec | % Rec Limits | Qualifiers |
|---|---|---|---|---|---|---|
| Lead | ug/L | 500 | 460 | 92 | 80-120 | |

MATRIX SPIKE & MATRIX SPIKE DUPLICATE: 3507214 3507215

| Parameter | Units | 92580903001 Result | MS Spike Conc. | MSD Spike Conc. | MS Result | MSD Result | MS % Rec | MSD % Rec | % Rec Limits | RPD | Max RPD | Qual |
|---|---|---|---|---|---|---|---|---|---|---|---|---|
| Lead | ug/L | | | | 516 | 500 | | | | 3 | 20 | |

**Results presented on this page are in the units indicated by the "Units" column except where an alternate unit is presented to the right of the result.**

## REPORT OF LABORATORY ANALYSIS

This report shall not be reproduced, except in full,
without the written consent of Pace Analytical Services, LLC.

Pace Analytical Services, LLC
9800 Kincey Ave. Suite 100
Huntersville, NC 28078
(704)875-9092

## QUALITY CONTROL DATA

Project: 2020-L1-2448 INCIDENT
Pace Project No.: 92580727

QC Batch: 669880
QC Batch Method: SM 6200B
Analysis Method: SM 6200B
Analysis Description: 6200B MSV
Laboratory: Pace Analytical Services - Charlotte

Associated Lab Samples: 92580727001

METHOD BLANK: 3507339 Matrix: Water
Associated Lab Samples: 92580727001

| Parameter | Units | Blank Result | Reporting Limit | MDL | Analyzed | Qualifiers |
|---|---|---|---|---|---|---|
| 1,1,1,2-Tetrachloroethane | ug/L | ND | 0.50 | 0.31 | 01/05/22 11:05 | |
| 1,1,1-Trichloroethane | ug/L | ND | 0.50 | 0.33 | 01/05/22 11:05 | |
| 1,1,2,2-Tetrachloroethane | ug/L | ND | 0.50 | 0.22 | 01/05/22 11:05 | |
| 1,1,2-Trichloroethane | ug/L | ND | 0.50 | 0.32 | 01/05/22 11:05 | |
| 1,1-Dichloroethane | ug/L | ND | 0.50 | 0.37 | 01/05/22 11:05 | |
| 1,1-Dichloroethene | ug/L | ND | 0.50 | 0.35 | 01/05/22 11:05 | |
| 1,1-Dichloropropene | ug/L | ND | 0.50 | 0.43 | 01/05/22 11:05 | |
| 1,2,3-Trichlorobenzene | ug/L | ND | 2.0 | 0.81 | 01/05/22 11:05 | |
| 1,2,3-Trichloropropane | ug/L | ND | 0.50 | 0.26 | 01/05/22 11:05 | |
| 1,2,4-Trichlorobenzene | ug/L | ND | 2.0 | 0.64 | 01/05/22 11:05 | |
| 1,2,4-Trimethylbenzene | ug/L | ND | 0.50 | 0.50 | 01/05/22 11:05 | |
| 1,2-Dibromo-3-chloropropane | ug/L | ND | 1.0 | 0.34 | 01/05/22 11:05 | |
| 1,2-Dibromoethane (EDB) | ug/L | ND | 0.50 | 0.27 | 01/05/22 11:05 | |
| 1,2-Dichlorobenzene | ug/L | ND | 0.50 | 0.34 | 01/05/22 11:05 | |
| 1,2-Dichloroethane | ug/L | ND | 0.50 | 0.32 | 01/05/22 11:05 | |
| 1,2-Dichloropropane | ug/L | ND | 0.50 | 0.36 | 01/05/22 11:05 | |
| 1,3,5-Trimethylbenzene | ug/L | ND | 0.50 | 0.33 | 01/05/22 11:05 | |
| 1,3-Dichlorobenzene | ug/L | ND | 0.50 | 0.34 | 01/05/22 11:05 | |
| 1,3-Dichloropropane | ug/L | ND | 0.50 | 0.28 | 01/05/22 11:05 | |
| 1,4-Dichlorobenzene | ug/L | ND | 0.50 | 0.33 | 01/05/22 11:05 | |
| 2,2-Dichloropropane | ug/L | ND | 0.50 | 0.39 | 01/05/22 11:05 | |
| 2-Chlorotoluene | ug/L | ND | 0.50 | 0.32 | 01/05/22 11:05 | |
| 4-Chlorotoluene | ug/L | ND | 0.50 | 0.32 | 01/05/22 11:05 | |
| Benzene | ug/L | ND | 0.50 | 0.34 | 01/05/22 11:05 | |
| Bromobenzene | ug/L | ND | 0.50 | 0.29 | 01/05/22 11:05 | |
| Bromochloromethane | ug/L | ND | 0.50 | 0.47 | 01/05/22 11:05 | |
| Bromodichloromethane | ug/L | ND | 0.50 | 0.31 | 01/05/22 11:05 | |
| Bromoform | ug/L | ND | 0.50 | 0.34 | 01/05/22 11:05 | |
| Bromomethane | ug/L | ND | 5.0 | 1.7 | 01/05/22 11:05 | |
| Carbon tetrachloride | ug/L | ND | 0.50 | 0.33 | 01/05/22 11:05 | |
| Chlorobenzene | ug/L | ND | 0.50 | 0.28 | 01/05/22 11:05 | |
| Chloroethane | ug/L | ND | 1.0 | 0.65 | 01/05/22 11:05 | |
| Chloroform | ug/L | ND | 0.50 | 0.35 | 01/05/22 11:05 | |
| Chloromethane | ug/L | ND | 1.0 | 0.54 | 01/05/22 11:05 | |
| cis-1,2-Dichloroethene | ug/L | ND | 0.50 | 0.38 | 01/05/22 11:05 | |
| cis-1,3-Dichloropropene | ug/L | ND | 0.50 | 0.36 | 01/05/22 11:05 | |
| Dibromochloromethane | ug/L | ND | 0.50 | 0.36 | 01/05/22 11:05 | |
| Dibromomethane | ug/L | ND | 0.50 | 0.39 | 01/05/22 11:05 | |
| Dichlorodifluoromethane | ug/L | ND | 0.50 | 0.35 | 01/05/22 11:05 | |
| Diisopropyl ether | ug/L | ND | 0.50 | 0.31 | 01/05/22 11:05 | |

**Results presented on this page are in the units indicated by the "Units" column except where an alternate unit is presented to the right of the result.**

## REPORT OF LABORATORY ANALYSIS

This report shall not be reproduced, except in full,
without the written consent of Pace Analytical Services, LLC.

**Pace Analytical Services, LLC**
9800 Kincey Ave. Suite 100
Huntersville, NC 28078
(704)875-9092

## QUALITY CONTROL DATA

Project: 2020-L1-2448 INCIDENT
Pace Project No.: 92580727

METHOD BLANK: 3507339 Matrix: Water
Associated Lab Samples: 92580727001

| Parameter | Units | Blank Result | Reporting Limit | MDL | Analyzed | Qualifiers |
|---|---|---|---|---|---|---|
| Ethanol | ug/L | ND | 200 | 72.2 | 01/05/22 11:05 | |
| Ethylbenzene | ug/L | ND | 0.50 | 0.30 | 01/05/22 11:05 | |
| Hexachloro-1,3-butadiene | ug/L | ND | 2.0 | 1.5 | 01/05/22 11:05 | |
| Isopropylbenzene (Cumene) | ug/L | ND | 0.50 | 0.33 | 01/05/22 11:05 | |
| m&p-Xylene | ug/L | ND | 1.0 | 0.71 | 01/05/22 11:05 | |
| Methyl-tert-butyl ether | ug/L | ND | 0.50 | 0.42 | 01/05/22 11:05 | |
| Methylene Chloride | ug/L | ND | 2.0 | 2.0 | 01/05/22 11:05 | |
| n-Butylbenzene | ug/L | ND | 0.50 | 0.49 | 01/05/22 11:05 | |
| n-Propylbenzene | ug/L | ND | 0.50 | 0.34 | 01/05/22 11:05 | |
| Naphthalene | ug/L | ND | 2.0 | 0.64 | 01/05/22 11:05 | |
| o-Xylene | ug/L | ND | 0.50 | 0.34 | 01/05/22 11:05 | |
| sec-Butylbenzene | ug/L | ND | 0.50 | 0.40 | 01/05/22 11:05 | |
| Styrene | ug/L | ND | 0.50 | 0.29 | 01/05/22 11:05 | |
| tert-Butylbenzene | ug/L | ND | 0.50 | 0.32 | 01/05/22 11:05 | |
| Tetrachloroethene | ug/L | ND | 0.50 | 0.29 | 01/05/22 11:05 | |
| Toluene | ug/L | ND | 0.50 | 0.48 | 01/05/22 11:05 | |
| trans-1,2-Dichloroethene | ug/L | ND | 0.50 | 0.40 | 01/05/22 11:05 | |
| trans-1,3-Dichloropropene | ug/L | ND | 0.50 | 0.36 | 01/05/22 11:05 | |
| Trichloroethene | ug/L | ND | 0.50 | 0.38 | 01/05/22 11:05 | |
| Trichlorofluoromethane | ug/L | ND | 1.0 | 0.30 | 01/05/22 11:05 | |
| Vinyl chloride | ug/L | ND | 1.0 | 0.39 | 01/05/22 11:05 | |
| 1,2-Dichloroethane-d4 (S) | % | 90 | 70-130 | | 01/05/22 11:05 | |
| 4-Bromofluorobenzene (S) | % | 95 | 70-130 | | 01/05/22 11:05 | |
| Toluene-d8 (S) | % | 102 | 70-130 | | 01/05/22 11:05 | |

LABORATORY CONTROL SAMPLE: 3507340

| Parameter | Units | Spike Conc. | LCS Result | LCS % Rec | % Rec Limits | Qualifiers |
|---|---|---|---|---|---|---|
| 1,1,1,2-Tetrachloroethane | ug/L | 50 | 46.4 | 93 | 60-140 | |
| 1,1,1-Trichloroethane | ug/L | 50 | 44.1 | 88 | 60-140 | |
| 1,1,2,2-Tetrachloroethane | ug/L | 50 | 48.7 | 97 | 60-140 | |
| 1,1,2-Trichloroethane | ug/L | 50 | 53.6 | 107 | 60-140 | |
| 1,1-Dichloroethane | ug/L | 50 | 48.7 | 97 | 60-140 | |
| 1,1-Dichloroethene | ug/L | 50 | 47.9 | 96 | 60-140 | |
| 1,1-Dichloropropene | ug/L | 50 | 46.6 | 93 | 60-140 | |
| 1,2,3-Trichlorobenzene | ug/L | 50 | 48.8 | 98 | 60-140 | |
| 1,2,3-Trichloropropane | ug/L | 50 | 43.3 | 87 | 60-140 | |
| 1,2,4-Trichlorobenzene | ug/L | 50 | 50.3 | 101 | 60-140 | |
| 1,2,4-Trimethylbenzene | ug/L | 50 | 49.3 | 99 | 60-140 | |
| 1,2-Dibromo-3-chloropropane | ug/L | 50 | 43.4 | 87 | 60-140 | |
| 1,2-Dibromoethane (EDB) | ug/L | 50 | 50.1 | 100 | 60-140 | |
| 1,2-Dichlorobenzene | ug/L | 50 | 49.4 | 99 | 60-140 | |
| 1,2-Dichloroethane | ug/L | 50 | 41.9 | 84 | 60-140 | |
| 1,2-Dichloropropane | ug/L | 50 | 49.7 | 99 | 60-140 | |

**Results presented on this page are in the units indicated by the "Units" column except where an alternate unit is presented to the right of the result.**

## REPORT OF LABORATORY ANALYSIS

This report shall not be reproduced, except in full,
without the written consent of Pace Analytical Services, LLC.

**Pace Analytical Services, LLC**
9800 Kincey Ave. Suite 100
Huntersville, NC 28078
(704)875-9092

## QUALITY CONTROL DATA

Project: 2020-L1-2448 INCIDENT
Pace Project No.: 92580727

LABORATORY CONTROL SAMPLE: 3507340

| Parameter | Units | Spike Conc. | LCS Result | LCS % Rec | % Rec Limits | Qualifiers |
|---|---|---|---|---|---|---|
| 1,3,5-Trimethylbenzene | ug/L | 50 | 49.4 | 99 | 60-140 | |
| 1,3-Dichlorobenzene | ug/L | 50 | 49.1 | 98 | 60-140 | |
| 1,3-Dichloropropane | ug/L | 50 | 48.3 | 97 | 60-140 | |
| 1,4-Dichlorobenzene | ug/L | 50 | 48.7 | 97 | 60-140 | |
| 2,2-Dichloropropane | ug/L | 50 | 47.2 | 94 | 60-140 | |
| 2-Chlorotoluene | ug/L | 50 | 50.3 | 101 | 60-140 | |
| 4-Chlorotoluene | ug/L | 50 | 45.8 | 92 | 60-140 | |
| Benzene | ug/L | 50 | 50.3 | 101 | 60-140 | |
| Bromobenzene | ug/L | 50 | 47.7 | 95 | 60-140 | |
| Bromochloromethane | ug/L | 50 | 51.8 | 104 | 60-140 | |
| Bromodichloromethane | ug/L | 50 | 46.0 | 92 | 60-140 | |
| Bromoform | ug/L | 50 | 47.5 | 95 | 60-140 | |
| Bromomethane | ug/L | 50 | 48.4 | 97 | 60-140 | |
| Carbon tetrachloride | ug/L | 50 | 41.7 | 83 | 60-140 | |
| Chlorobenzene | ug/L | 50 | 50.6 | 101 | 60-140 | |
| Chloroethane | ug/L | 50 | 36.6 | 73 | 60-140 | |
| Chloroform | ug/L | 50 | 46.5 | 93 | 60-140 | |
| Chloromethane | ug/L | 50 | 45.6 | 91 | 60-140 | |
| cis-1,2-Dichloroethene | ug/L | 50 | 45.1 | 90 | 60-140 | |
| cis-1,3-Dichloropropene | ug/L | 50 | 47.7 | 95 | 60-140 | |
| Dibromochloromethane | ug/L | 50 | 48.6 | 97 | 60-140 | |
| Dibromomethane | ug/L | 50 | 52.1 | 104 | 60-140 | |
| Dichlorodifluoromethane | ug/L | 50 | 43.7 | 87 | 60-140 | |
| Diisopropyl ether | ug/L | 50 | 44.3 | 89 | 60-140 | |
| Ethanol | ug/L | 2000 | 1760 | 88 | 60-140 | |
| Ethylbenzene | ug/L | 50 | 50.0 | 100 | 60-140 | |
| Hexachloro-1,3-butadiene | ug/L | 50 | 43.1 | 86 | 60-140 | |
| Isopropylbenzene (Cumene) | ug/L | 50 | 52.4 | 105 | 60-140 | |
| m&p-Xylene | ug/L | 100 | 101 | 101 | 60-140 | |
| Methyl-tert-butyl ether | ug/L | 50 | 47.6 | 95 | 60-140 | |
| Methylene Chloride | ug/L | 50 | 46.0 | 92 | 60-140 | |
| n-Butylbenzene | ug/L | 50 | 48.5 | 97 | 60-140 | |
| n-Propylbenzene | ug/L | 50 | 49.0 | 98 | 60-140 | |
| Naphthalene | ug/L | 50 | 46.2 | 92 | 60-140 | |
| o-Xylene | ug/L | 50 | 50.4 | 101 | 60-140 | |
| sec-Butylbenzene | ug/L | 50 | 49.1 | 98 | 60-140 | |
| Styrene | ug/L | 50 | 49.9 | 100 | 60-140 | |
| tert-Butylbenzene | ug/L | 50 | 41.9 | 84 | 60-140 | |
| Tetrachloroethene | ug/L | 50 | 44.9 | 90 | 60-140 | |
| Toluene | ug/L | 50 | 52.1 | 104 | 60-140 | |
| trans-1,2-Dichloroethene | ug/L | 50 | 49.2 | 98 | 60-140 | |
| trans-1,3-Dichloropropene | ug/L | 50 | 48.4 | 97 | 60-140 | |
| Trichloroethene | ug/L | 50 | 50.8 | 102 | 60-140 | |
| Trichlorofluoromethane | ug/L | 50 | 39.8 | 80 | 60-140 | |
| Vinyl chloride | ug/L | 50 | 50.5 | 101 | 60-140 | |
| 1,2-Dichloroethane-d4 (S) | % | | | 90 | 70-130 | |
| 4-Bromofluorobenzene (S) | % | | | 99 | 70-130 | |

**Results presented on this page are in the units indicated by the "Units" column except where an alternate unit is presented to the right of the result.**

## REPORT OF LABORATORY ANALYSIS

This report shall not be reproduced, except in full,
without the written consent of Pace Analytical Services, LLC.

**Pace Analytical Services, LLC**
9800 Kincey Ave. Suite 100
Huntersville, NC 28078
(704)875-9092

## QUALITY CONTROL DATA

Project: 2020-L1-2448 INCIDENT
Pace Project No.: 92580727

LABORATORY CONTROL SAMPLE: 3507340

| Parameter | Units | Spike Conc. | LCS Result | LCS % Rec | % Rec Limits | Qualifiers |
|---|---|---|---|---|---|---|
| Toluene-d8 (S) | % | | | 102 | 70-130 | |

MATRIX SPIKE & MATRIX SPIKE DUPLICATE: 3507341 3507342

| Parameter | Units | 92580894001 Result | MS Spike Conc. | MSD Spike Conc. | MS Result | MSD Result | MS % Rec | MSD % Rec | % Rec Limits | RPD | Max RPD | Qual |
|---|---|---|---|---|---|---|---|---|---|---|---|---|
| 1,1,1,2-Tetrachloroethane | ug/L | <77.8 | 5000 | 5000 | 5170 | 5250 | 103 | 105 | 60-140 | 2 | 30 | |
| 1,1,1-Trichloroethane | ug/L | <83.0 | 5000 | 5000 | 4810 | 4820 | 96 | 96 | 60-140 | 0 | 30 | |
| 1,1,2,2-Tetrachloroethane | ug/L | <56.2 | 5000 | 5000 | 5360 | 5330 | 107 | 107 | 60-140 | 1 | 30 | |
| 1,1,2-Trichloroethane | ug/L | <81.2 | 5000 | 5000 | 5880 | 6110 | 118 | 122 | 60-140 | 4 | 30 | |
| 1,1-Dichloroethane | ug/L | <91.8 | 5000 | 5000 | 5560 | 5770 | 111 | 115 | 60-140 | 4 | 30 | |
| 1,1-Dichloroethene | ug/L | <87.0 | 5000 | 5000 | 5300 | 5380 | 106 | 108 | 60-140 | 2 | 30 | |
| 1,1-Dichloropropene | ug/L | <107 | 5000 | 5000 | 5120 | 5320 | 102 | 106 | 60-140 | 4 | 30 | |
| 1,2,3-Trichlorobenzene | ug/L | <202 | 5000 | 5000 | 5360 | 5930 | 107 | 119 | 60-140 | 10 | 30 | |
| 1,2,3-Trichloropropane | ug/L | <65.2 | 5000 | 5000 | 4970 | 5040 | 99 | 101 | 60-140 | 1 | 30 | |
| 1,2,4-Trichlorobenzene | ug/L | <160 | 5000 | 5000 | 5690 | 5960 | 114 | 119 | 60-140 | 5 | 30 | |
| 1,2,4-Trimethylbenzene | ug/L | 2650 | 5000 | 5000 | 8450 | 8670 | 116 | 120 | 60-140 | 3 | 30 | |
| 1,2-Dibromo-3-chloropropane | ug/L | <85.0 | 5000 | 5000 | 4680 | 4450 | 94 | 89 | 60-140 | 5 | 30 | |
| 1,2-Dibromoethane (EDB) | ug/L | 584 | 5000 | 5000 | 6170 | 6180 | 112 | 112 | 60-140 | 0 | 30 | |
| 1,2-Dichlorobenzene | ug/L | <84.8 | 5000 | 5000 | 5710 | 5920 | 114 | 118 | 60-140 | 4 | 30 | |
| 1,2-Dichloroethane | ug/L | 283 | 5000 | 5000 | 5290 | 5140 | 100 | 97 | 60-140 | 3 | 30 | |
| 1,2-Dichloropropane | ug/L | <88.8 | 5000 | 5000 | 5820 | 5600 | 116 | 112 | 60-140 | 4 | 30 | |
| 1,3,5-Trimethylbenzene | ug/L | 679 | 5000 | 5000 | 6530 | 6760 | 117 | 122 | 60-140 | 4 | 30 | |
| 1,3-Dichlorobenzene | ug/L | <85.0 | 5000 | 5000 | 5600 | 5930 | 112 | 119 | 60-140 | 6 | 30 | |
| 1,3-Dichloropropane | ug/L | <71.0 | 5000 | 5000 | 5640 | 5530 | 113 | 111 | 60-140 | 2 | 30 | |
| 1,4-Dichlorobenzene | ug/L | <83.2 | 5000 | 5000 | 5630 | 5760 | 113 | 115 | 60-140 | 2 | 30 | |
| 2,2-Dichloropropane | ug/L | <97.0 | 5000 | 5000 | 4950 | 5010 | 99 | 100 | 60-140 | 1 | 30 | |
| 2-Chlorotoluene | ug/L | <80.2 | 5000 | 5000 | 5870 | 5910 | 117 | 118 | 60-140 | 1 | 30 | |
| 4-Chlorotoluene | ug/L | <81.0 | 5000 | 5000 | 5490 | 5660 | 110 | 113 | 60-140 | 3 | 30 | |
| Benzene | ug/L | 12500 | 5000 | 5000 | 18300 | 18600 | 116 | 120 | 60-140 | 1 | 30 | |
| Bromobenzene | ug/L | <72.5 | 5000 | 5000 | 5700 | 5850 | 114 | 117 | 60-140 | 3 | 30 | |
| Bromochloromethane | ug/L | <117 | 5000 | 5000 | 5970 | 6050 | 119 | 121 | 60-140 | 1 | 30 | |
| Bromodichloromethane | ug/L | <76.8 | 5000 | 5000 | 5170 | 5210 | 103 | 104 | 60-140 | 1 | 30 | |
| Bromoform | ug/L | <85.2 | 5000 | 5000 | 4780 | 4830 | 96 | 97 | 60-140 | 1 | 30 | |
| Bromomethane | ug/L | <415 | 5000 | 5000 | 4540 | 5510 | 91 | 110 | 60-140 | 19 | 30 | |
| Carbon tetrachloride | ug/L | <83.2 | 5000 | 5000 | 4530 | 4470 | 91 | 89 | 60-140 | 1 | 30 | |
| Chlorobenzene | ug/L | <71.0 | 5000 | 5000 | 5870 | 5920 | 117 | 118 | 60-140 | 1 | 30 | |
| Chloroethane | ug/L | <162 | 5000 | 5000 | 6140 | 6100 | 123 | 122 | 60-140 | 1 | 30 | |
| Chloroform | ug/L | <88.2 | 5000 | 5000 | 5670 | 5670 | 113 | 113 | 60-140 | 0 | 30 | |
| Chloromethane | ug/L | <135 | 5000 | 5000 | 4990 | 5010 | 100 | 100 | 60-140 | 0 | 30 | |
| cis-1,2-Dichloroethene | ug/L | <96.0 | 5000 | 5000 | 5220 | 5370 | 104 | 107 | 60-140 | 3 | 30 | |
| cis-1,3-Dichloropropene | ug/L | <91.2 | 5000 | 5000 | 5310 | 5430 | 106 | 109 | 60-140 | 2 | 30 | |
| Dibromochloromethane | ug/L | <89.8 | 5000 | 5000 | 5340 | 5310 | 107 | 106 | 60-140 | 1 | 30 | |
| Dibromomethane | ug/L | <98.5 | 5000 | 5000 | 5850 | 6070 | 117 | 121 | 60-140 | 4 | 30 | |

**Results presented on this page are in the units indicated by the "Units" column except where an alternate unit is presented to the right of the result.**

## REPORT OF LABORATORY ANALYSIS

This report shall not be reproduced, except in full,
without the written consent of Pace Analytical Services, LLC.

**Pace Analytical Services, LLC**
9800 Kincey Ave. Suite 100
Huntersville, NC 28078
(704)875-9092

## QUALITY CONTROL DATA

Project: 2020-L1-2448 INCIDENT
Pace Project No.: 92580727

MATRIX SPIKE & MATRIX SPIKE DUPLICATE: 3507341 3507342

| Parameter | Units | 92580894001 Result | MS Spike Conc. | MSD Spike Conc. | MS Result | MSD Result | MS % Rec | MSD % Rec | % Rec Limits | RPD | Max RPD | Qual |
|---|---|---|---|---|---|---|---|---|---|---|---|---|
| Dichlorodifluoromethane | ug/L | <86.5 | 5000 | 5000 | 3390 | 3390 | 68 | 68 | 60-140 | 0 | 30 | |
| Diisopropyl ether | ug/L | 204 | 5000 | 5000 | 5280 | 5360 | 102 | 103 | 60-140 | 1 | 30 | |
| Ethanol | ug/L | <18000 | 200000 | 200000 | 185000 | 191000 | 93 | 96 | 60-140 | 3 | 30 | |
| Ethylbenzene | ug/L | 2280 | 5000 | 5000 | 8060 | 8110 | 116 | 117 | 60-140 | 1 | 30 | |
| Hexachloro-1,3-butadiene | ug/L | <382 | 5000 | 5000 | 4820 | 4910 | 96 | 98 | 60-140 | 2 | 30 | |
| Isopropylbenzene (Cumene) | ug/L | <83.2 | 5000 | 5000 | 5990 | 6160 | 120 | 123 | 60-140 | 3 | 30 | |
| m&p-Xylene | ug/L | 11600 | 10000 | 10000 | 23100 | 23500 | 115 | 119 | 60-140 | 2 | 30 | |
| Methyl-tert-butyl ether | ug/L | 1550 | 5000 | 5000 | 6850 | 6740 | 106 | 104 | 60-140 | 2 | 30 | |
| Methylene Chloride | ug/L | <488 | 5000 | 5000 | 5000 | 5030 | 100 | 101 | 60-140 | 1 | 30 | |
| n-Butylbenzene | ug/L | <122 | 5000 | 5000 | 5470 | 5730 | 109 | 115 | 60-140 | 5 | 30 | |
| n-Propylbenzene | ug/L | 116J | 5000 | 5000 | 5860 | 6090 | 115 | 119 | 60-140 | 4 | 30 | |
| Naphthalene | ug/L | 1030 | 5000 | 5000 | 5940 | 6140 | 98 | 102 | 60-140 | 3 | 30 | |
| o-Xylene | ug/L | 5580 | 5000 | 5000 | 11600 | 11500 | 120 | 119 | 60-140 | 0 | 30 | |
| sec-Butylbenzene | ug/L | <100 | 5000 | 5000 | 5480 | 5840 | 110 | 117 | 60-140 | 6 | 30 | |
| Styrene | ug/L | 82.3J | 5000 | 5000 | 5750 | 5920 | 113 | 117 | 60-140 | 3 | 30 | |
| tert-Butylbenzene | ug/L | <80.8 | 5000 | 5000 | 4760 | 4970 | 95 | 99 | 60-140 | 4 | 30 | |
| Tetrachloroethene | ug/L | <73.0 | 5000 | 5000 | 5040 | 5260 | 101 | 105 | 60-140 | 4 | 30 | |
| Toluene | ug/L | 36800 | 5000 | 5000 | 42800 | 43400 | 120 | 132 | 60-140 | 1 | 30 | |
| trans-1,2-Dichloroethene | ug/L | <99.0 | 5000 | 5000 | 5700 | 5780 | 114 | 116 | 60-140 | 1 | 30 | |
| trans-1,3-Dichloropropene | ug/L | <90.8 | 5000 | 5000 | 5310 | 5360 | 106 | 107 | 60-140 | 1 | 30 | |
| Trichloroethene | ug/L | <95.8 | 5000 | 5000 | 5790 | 5860 | 116 | 117 | 60-140 | 1 | 30 | |
| Trichlorofluoromethane | ug/L | <74.5 | 5000 | 5000 | 4050 | 4090 | 81 | 82 | 60-140 | 1 | 30 | |
| Vinyl chloride | ug/L | <96.5 | 5000 | 5000 | 5600 | 5580 | 112 | 112 | 60-140 | 0 | 30 | |
| 1,2-Dichloroethane-d4 (S) | % | | | | | | 86 | 86 | 70-130 | | | |
| 4-Bromofluorobenzene (S) | % | | | | | | 96 | 96 | 70-130 | | | |
| Toluene-d8 (S) | % | | | | | | 102 | 102 | 70-130 | | | |

**Results presented on this page are in the units indicated by the "Units" column except where an alternate unit is presented to the right of the result.**

## REPORT OF LABORATORY ANALYSIS

This report shall not be reproduced, except in full,
without the written consent of Pace Analytical Services, LLC.

**Pace Analytical Services, LLC**
9800 Kincey Ave. Suite 100
Huntersville, NC 28078
(704)875-9092

# QUALIFIERS

Project: 2020-L1-2448 INCIDENT
Pace Project No.: 92580727

## DEFINITIONS

DF - Dilution Factor, if reported, represents the factor applied to the reported data due to dilution of the sample aliquot.

ND - Not Detected at or above adjusted reporting limit.

TNTC - Too Numerous To Count

J - Estimated concentration above the adjusted method detection limit and below the adjusted reporting limit.

MDL - Adjusted Method Detection Limit.

PQL - Practical Quantitation Limit.

RL - Reporting Limit - The lowest concentration value that meets project requirements for quantitative data with known precision and bias for a specific analyte in a specific matrix.

S - Surrogate

1,2-Diphenylhydrazine decomposes to and cannot be separated from Azobenzene using Method 8270. The result for each analyte is a combined concentration.

Consistent with EPA guidelines, unrounded data are displayed and have been used to calculate % recovery and RPD values.

LCS(D) - Laboratory Control Sample (Duplicate)

MS(D) - Matrix Spike (Duplicate)

DUP - Sample Duplicate

RPD - Relative Percent Difference

NC - Not Calculable.

SG - Silica Gel - Clean-Up

U - Indicates the compound was analyzed for, but not detected.

Acid preservation may not be appropriate for 2 Chloroethylvinyl ether.

A separate vial preserved to a pH of 4-5 is recommended in SW846 Chapter 4 for the analysis of Acrolein and Acrylonitrile by EPA Method 8260.

N-Nitrosodiphenylamine decomposes and cannot be separated from Diphenylamine using Method 8270. The result reported for each analyte is a combined concentration.

Reported results are not rounded until the final step prior to reporting. Therefore, calculated parameters that are typically reported as "Total" may vary slightly from the sum of the reported component parameters.

Pace Analytical is TNI accredited. Contact your Pace PM for the current list of accredited analytes.

TNI - The NELAC Institute.

## ANALYTE QUALIFIERS

| | |
|---|---|
| N2 | The lab does not hold NELAC/TNI accreditation for this parameter but other accreditations/certifications may apply. A complete list of accreditations/certifications is available upon request. |

## REPORT OF LABORATORY ANALYSIS

This report shall not be reproduced, except in full,
without the written consent of Pace Analytical Services, LLC.

**Pace Analytical Services, LLC**
9800 Kincey Ave. Suite 100
Huntersville, NC 28078
(704)875-9092

## QUALITY CONTROL DATA CROSS REFERENCE TABLE

Project: 2020-L1-2448 INCIDENT
Pace Project No.: 92580727

| Lab ID | Sample ID | QC Batch Method | QC Batch | Analytical Method | Analytical Batch |
|---|---|---|---|---|---|
| **92580727001** | **13800_HC_RD** | MADEP VPH | 670504 | | |
| **92580727001** | **13800_HC_RD** | EPA 3010A | 669837 | EPA 6010D | 669932 |
| **92580727001** | **13800_HC_RD** | SM 6200B | 669880 | | |



This report shall not be reproduced, except in full,
without the written consent of Pace Analytical Services, LLC.

# CHAIN-OF-CUSTODY Analytical Request Document

Pace Analytical

Chain-of-Custody is a LEGAL DOCUMENT - Complete all relevent fields

WO# : 92580727

92580727

List Pace Workorder Number or ere

LAB USE ONLY

| | |
|---|---|
| Company: Apex Companies | Billing Information: |
| Address: | |
| Report To: Andrew Street | Email To: andrew.street@apexcos.com |
| Copy To: | Site Collection Info/Address: 13800 Huntersville-Concord RD |
| Customer Project Name/Number: 2020-LI-2448 | State: NC County/City: Huntersville Time Zone Collected: [ ] PT [ ] MT [ ] CT [ ] ET |
| Phone: Email: | Site/Facility ID #: Compliance Monitoring? [ ] Yes [ ] No |
| Collected By (print): Matt T. | Purchase Order #: Quote #: DW PWS ID #: DW Location Code: |
| Collected By (signature): | Turnaround Date Required: ASAP Immediately Packed on Ice: [ ] Yes [ ] No |
| Sample Disposal: [ ] Dispose as appropriate [ ] Return [ ] Archive: [ ] Hold: | Rush: [ ] Same Day [ ] Next Day [ ] 2 Day [ ] 3 Day [ ] 4 Day [ ] 5 Day (Expedite Charges Apply) Field Filtered (if applicable): [ ] Yes [ ] No Analysis: |

* Matrix Codes (Insert in Matrix box below): Drinking Water (DW), Ground Water (GW), Wastewater (WW), Product (P), Soil/Solid (SL), Oil (OL), Wipe (WP), Air (AR), Tissue (TS), Bioassay (B), Vapor (V), Other (OT)

** Preservative Types: (1) nitric acid, (2) sulfuric acid, (3) hydrochloric acid, (4) sodium hydroxide, (5) zinc acetate, (6) methanol, (7) sodium bisulfate, (8) sodium thiosulfate, (9) hexane, (A) ascorbic acid, (B) ammonium sulfate, (C) ammonium hydroxide, (D) TSP, (U) Unpreserved, (O) Other _____

| Customer Sample ID | Matrix * | Comp / Grab | Collected (or Composite Start) Date | Collected (or Composite Start) Time | Composite End Date | Composite End Time | Res Cl | # of Ctns | Analyses: VOCs 62008 | MADEP VPH | Lead | Lab Profile/Line: |
|---|---|---|---|---|---|---|---|---|---|---|---|---|
| 13800_HC_RD | DW | G | 1-4-22 | 0922 | | | | 8 | X | X | X | 92580727 |

Lab Sample Receipt Checklist:

| | | | |
|---|---|---|---|
| Custody Seals Present/Intact | Y | (N) | NA |
| Custody Signatures Present | (Y) | N | NA |
| Collector Signature Present | (Y) | N | NA |
| Bottles Intact | (Y) | N | NA |
| Correct Bottles | (Y) | N | NA |
| Sufficient Volume | (Y) | N | NA |
| Samples Received on Ice | (Y) | N | NA |
| VOA - Headspace Acceptable | (Y) | N | NA |
| USDA Regulated Soils | Y | N | (NA) |
| Samples in Holding Time | (Y) | N | NA |
| Residual Chlorine Present | Y | N | (NA) |
| Cl Strips: | | | |
| Sample pH Acceptable | (Y) | N | NA |
| pH Strips: 2238MAV | | | |
| Sulfide Present | Y | N | (NA) |
| Lead Acetate Strips: | | | |

LAB USE ONLY:
Lab Sample # / Comments:

Customer Remarks / Special Conditions / Possible Hazards:

Type of Ice Used: (Wet) Blue Dry None

Packing Material Used: BB

Radchem sample(s) screened (<500 cpm): Y N (NA)

SHORT HOLDS PRESENT (<72 hours): Y (N) N/A

Lab Tracking #: 2683293

Samples received via: FEDEX UPS (Client) Courier Pace Courier

Lab Sample Temperature Info:
Temp Blank Received: Y (N) NA
Therm ID#: 92TOAU
Cooler 1 Temp Upon Receipt: 0.4 oC
Cooler 1 Therm Corr. Factor: 0 oC
Cooler 1 Corrected Temp: 0.4 oC
Comments:

| Relinquished by/Company: (Signature) | Date/Time: | Received by/Company: (Signature) | Date/Time: |
|---|---|---|---|
| Matt T./Apex | 1-4-22/1137 | PACEHVL | 1/4/22 11:37 |
| Relinquished by/Company: (Signature) | Date/Time: | Received by/Company: (Signature) | Date/Time: |
| Relinquished by/Company: (Signature) | Date/Time: | Received by/Company: (Signature) | Date/Time: |

MTJL LAB USE ONLY
Table #:
Acctnum:
Template:
Prelogin:
PM:
PB:

Trip Blank Received: Y (N) NA
HCL MeOH TSP Other

Non Conformance(s): YES / (NO)

Page: _____ of: _____

| Pace Analytical® | Document Name: Bottle Identification Form (BIF) | Document Issued: November 15, 2021 Page 1 of 1 |
|---|---|---|
| | Document No.: F-CAR-CS-043-Rev.01 | Issuing Authority: Pace Carolinas Quality Office |

***Check mark top half of box if pH and/or dechlorination is verified and within the acceptance range for preservation samples.**

Exceptions: VOA, Coliform, TOC, Oil and Grease, DRO/8015 (water) DOC, LLHg

****Bottom half of box is to list number of bottles**

Project # **WO# : 92580727**

PM: AMB Due Date: 01/11/22

CLIENT: 92-APEX MOOR

| Matrix | Item# | BP4U-125 mL Plastic Unpreserved (N/A) (Cl-) | BP3U-250 mL Plastic Unpreserved (N/A) | BP2U-500 mL Plastic Unpreserved (N/A) | BP1U-1 liter Plastic Unpreserved (N/A) | BP4S-125 mL Plastic H2SO4 (pH < 2) (Cl-) | BP3N-250 mL plastic HNO3 (pH < 2) | BP4Z-125 mL Plastic ZN Acetate & NaOH (>9) | BP4B-125 mL Plastic NaOH (pH > 12) (Cl-) | WGFU-Wide-mouthed Glass jar Unpreserved | AG1U-1 liter Amber Unpreserved (N/A) (Cl-) | AG1H-1 liter Amber HCl (pH < 2) | AG3U-250 mL Amber Unpreserved (N/A) (Cl-) | AG1S-1 liter Amber H2SO4 (pH < 2) | AG3S-250 mL Amber H2SO4 (pH < 2) | AG3A(DG3A)-250 mL Amber NH4Cl (N/A)(Cl-) | DG9H-40 mL VOA HCl (N/A) | VG9T-40 mL VOA Na2S2O3 (N/A) | VG9U-40 mL VOA Unpreserved (N/A) | DG9P-40 mL VOA H3PO4 (N/A) | VOAK (3 vials per kit)-5035 kit (N/A) | V/GK (3 vials per kit)-VPH/Gas kit (N/A) | SP5T-125 mL Sterile Plastic (N/A – lab) | SP2T-250 mL Sterile Plastic (N/A – lab) | | BP3A-250 mL Plastic (NH2)2SO4 (9.3-9.7) | AG0U-100 mL Amber Unpreserved vials (N/A) | VSGU-20 mL Scintillation vials (N/A) | DG9U-40 mL Amber Unpreserved vials (N/A) |
|---|---|---|---|---|---|---|---|---|---|---|---|---|---|---|---|---|---|---|---|---|---|---|---|---|---|---|---|---|---|
| | 1 | | | | | | 1 | | | | | | | | | | 7 | | | | | | | | | | | | |
| | 2 | | | | | | | | | | | | | | | | | | | | | | | | | | | | |
| | 3 | | | | | | | | | | | | | | | | | | | | | | | | | | | | |
| | 4 | | | | | | | | | | | | | | | | | | | | | | | | | | | | |
| | 5 | | | | | | | | | | | | | | | | | | | | | | | | | | | | |
| | 6 | | | | | | | | | | | | | | | | | | | | | | | | | | | | |
| | 7 | | | | | | | | | | | | | | | | | | | | | | | | | | | | |
| | 8 | | | | | | | | | | | | | | | | | | | | | | | | | | | | |
| | 9 | | | | | | | | | | | | | | | | | | | | | | | | | | | | |
| | 10 | | | | | | | | | | | | | | | | | | | | | | | | | | | | |
| | 11 | | | | | | | | | | | | | | | | | | | | | | | | | | | | |
| | 12 | | | | | | | | | | | | | | | | | | | | | | | | | | | | |

## pH Adjustment Log for Preserved Samples

| Sample ID | Type of Preservative | pH upon receipt | Date preservation adjusted | Time preservation adjusted | Amount of Preservative added | Lot # |
|---|---|---|---|---|---|---|
| | | | | | | |
| | | | | | | |
| | | | | | | |

Note: Whenever there is a discrepancy affecting North Carolina compliance samples, a copy of this form will be sent to the North Carolina DEHNR Certification Office (i.e. Out of hold, incorrect preservative, out of temp, incorrect containers.

**Pace Analytical Services, LLC**
9800 Kincey Ave. Suite 100
Huntersville, NC 28078
(704)875-9092

January 12, 2022

Andrew Street
Apex Companies - NC
5900 Northwoods Business Pkwy
Suite 5900-0
Charlotte, NC 28269

RE: Project: 2020-L1-2448 INCIDENT
Pace Project No.: 92580733

Dear Andrew Street:

Enclosed are the analytical results for sample(s) received by the laboratory on January 04, 2022. The results relate only to the samples included in this report. Results reported herein conform to the applicable TNI/NELAC Standards and the laboratory's Quality Manual, where applicable, unless otherwise noted in the body of the report.

The test results provided in this final report were generated by each of the following laboratories within the Pace Network:

- Pace Analytical Services - Asheville
- Pace Analytical Services - Charlotte

If you have any questions concerning this report, please feel free to contact me.

Sincerely,

Angela M. Baioni

Angela Baioni
angela.baioni@pacelabs.com
(704)875-9092
Project Manager

Enclosures

cc: J Culbreath, Colonial Pipeline Company
Naomi Fretz, APEX Companies, LLC
Robert Hughes, Colonial Pipeline
Cameron Lee, Montrose-EPS
Jamie Moran, APEX Companies, LLC
Jeff Morrison, Colonial Pipeline Company
Tom Naumann, APEX Companies - NC
Joe Nicolette, Montrose-EPS
Kaitlyn Nootens, Apex Companies
Christopher Schultz, Apex Companies
Matt Teixeira, Apex Companies, LLC
Michael Verdon, Colonial Pipeline Company
JM Wyatt, Colonial Pipeline Company

**REPORT OF LABORATORY ANALYSIS**

This report shall not be reproduced, except in full,
without the written consent of Pace Analytical Services, LLC.

**Pace Analytical Services, LLC**
9800 Kincey Ave.  Suite 100
Huntersville, NC 28078
(704)875-9092

## CERTIFICATIONS

Project: 2020-L1-2448 INCIDENT
Pace Project No.: 92580733

**Pace Analytical Services Charlotte**

South Carolina Laboratory ID: 99006
9800 Kincey Ave. Ste 100, Huntersville, NC 28078
North Carolina Drinking Water Certification #: 37706
North Carolina Field Services Certification #: 5342
North Carolina Wastewater Certification #: 12
South Carolina Laboratory ID: 99006
South Carolina Certification #: 99006001
South Carolina Drinking Water Cert. #: 99006003
Florida/NELAP Certification #: E87627
Kentucky UST Certification #: 84
Louisiana DoH Drinking Water #: LA029
Virginia/VELAP Certification #: 460221

**Pace Analytical Services Asheville**

2225 Riverside Drive, Asheville, NC  28804
Florida/NELAP Certification #: E87648
North Carolina Drinking Water Certification #: 37712
North Carolina Wastewater Certification #: 40
South Carolina Laboratory ID: 99030
South Carolina Certification #: 99030001
Virginia/VELAP Certification #: 460222



This report shall not be reproduced, except in full,
without the written consent of Pace Analytical Services, LLC.

**Pace Analytical Services, LLC**
9800 Kincey Ave. Suite 100
Huntersville, NC 28078
(704)875-9092

## SAMPLE SUMMARY

Project: 2020-L1-2448 INCIDENT
Pace Project No.: 92580733

| Lab ID | Sample ID | Matrix | Date Collected | Date Received |
|---|---|---|---|---|
| **92580733001** | **DUP-1** | Water | 01/04/22 00:00 | 01/04/22 11:37 |
| **92580733002** | **FB-1** | Water | 01/04/22 00:00 | 01/04/22 11:37 |
| **92580733003** | **Trip Blank** | Water | 01/04/22 00:00 | 01/04/22 11:37 |



This report shall not be reproduced, except in full,
without the written consent of Pace Analytical Services, LLC.

**Pace Analytical Services, LLC**
9800 Kincey Ave. Suite 100
Huntersville, NC 28078
(704)875-9092

## SAMPLE ANALYTE COUNT

Project: 2020-L1-2448 INCIDENT
Pace Project No.: 92580733

| Lab ID | Sample ID | Method | Analysts | Analytes Reported | Laboratory |
|---|---|---|---|---|---|
| **92580733001** | **DUP-1** | MADEP VPH | MAD | 6 | PASI-C |
| | | EPA 6010D | RDT | 1 | PASI-A |
| | | SM 6200B | SAS | 64 | PASI-C |
| **92580733002** | **FB-1** | MADEP VPH | MAD | 6 | PASI-C |
| | | EPA 6010D | RDT | 1 | PASI-A |
| | | SM 6200B | CL | 64 | PASI-C |
| **92580733003** | **Trip Blank** | SM 6200B | CL | 64 | PASI-C |

PASI-A = Pace Analytical Services - Asheville
PASI-C = Pace Analytical Services - Charlotte



This report shall not be reproduced, except in full,
without the written consent of Pace Analytical Services, LLC.

**Pace Analytical Services, LLC**
9800 Kincey Ave. Suite 100
Huntersville, NC 28078
(704)875-9092

## ANALYTICAL RESULTS

Project: 2020-L1-2448 INCIDENT
Pace Project No.: 92580733

**Sample: DUP-1** **Lab ID: 92580733001** Collected: 01/04/22 00:00 Received: 01/04/22 11:37 Matrix: Water

| Parameters | Results | Units | Report Limit | MDL | DF | Prepared | Analyzed | CAS No. | Qual |
|---|---|---|---|---|---|---|---|---|---|
| **VPH NC Water** | Analytical Method: MADEP VPH<br>Pace Analytical Services - Charlotte | | | | | | | | |
| Total VPH (C5-C12) | ND | ug/L | 50.0 | 50.0 | 1 | | 01/07/22 18:22 | | N2 |
| Aliphatic (C05-C08) | ND | ug/L | 50.0 | 50.0 | 1 | | 01/07/22 18:22 | | N2 |
| Aliphatic(C09-C12) Adjusted | ND | ug/L | 50.0 | 50.0 | 1 | | 01/07/22 18:22 | | N2 |
| Aromatic (C09-C10) | ND | ug/L | 50.0 | 50.0 | 1 | | 01/07/22 18:22 | | N2 |
| ***Surrogates*** | | | | | | | | | |
| 4-Bromofluorobenzene (FID) (S) | 96 | % | 70-130 | | 1 | | 01/07/22 18:22 | 460-00-4 | |
| 4-Bromofluorobenzene (PID) (S) | 79 | % | 70-130 | | 1 | | 01/07/22 18:22 | 460-00-4 | |
| **6010 MET ICP** | Analytical Method: EPA 6010D Preparation Method: EPA 3010A<br>Pace Analytical Services - Asheville | | | | | | | | |
| Lead | ND | ug/L | 5.0 | 4.5 | 1 | 01/05/22 10:58 | 01/12/22 00:17 | 7439-92-1 | |
| **6200B MSV** | Analytical Method: SM 6200B<br>Pace Analytical Services - Charlotte | | | | | | | | |
| Benzene | ND | ug/L | 0.50 | 0.34 | 1 | | 01/05/22 15:52 | 71-43-2 | |
| Bromobenzene | ND | ug/L | 0.50 | 0.29 | 1 | | 01/05/22 15:52 | 108-86-1 | |
| Bromochloromethane | ND | ug/L | 0.50 | 0.47 | 1 | | 01/05/22 15:52 | 74-97-5 | |
| Bromodichloromethane | ND | ug/L | 0.50 | 0.31 | 1 | | 01/05/22 15:52 | 75-27-4 | |
| Bromoform | ND | ug/L | 0.50 | 0.34 | 1 | | 01/05/22 15:52 | 75-25-2 | |
| Bromomethane | ND | ug/L | 5.0 | 1.7 | 1 | | 01/05/22 15:52 | 74-83-9 | |
| n-Butylbenzene | ND | ug/L | 0.50 | 0.49 | 1 | | 01/05/22 15:52 | 104-51-8 | |
| sec-Butylbenzene | ND | ug/L | 0.50 | 0.40 | 1 | | 01/05/22 15:52 | 135-98-8 | |
| tert-Butylbenzene | ND | ug/L | 0.50 | 0.32 | 1 | | 01/05/22 15:52 | 98-06-6 | |
| Carbon tetrachloride | ND | ug/L | 0.50 | 0.33 | 1 | | 01/05/22 15:52 | 56-23-5 | |
| Chlorobenzene | ND | ug/L | 0.50 | 0.28 | 1 | | 01/05/22 15:52 | 108-90-7 | |
| Chloroethane | ND | ug/L | 1.0 | 0.65 | 1 | | 01/05/22 15:52 | 75-00-3 | |
| Chloroform | ND | ug/L | 0.50 | 0.35 | 1 | | 01/05/22 15:52 | 67-66-3 | |
| Chloromethane | ND | ug/L | 1.0 | 0.54 | 1 | | 01/05/22 15:52 | 74-87-3 | |
| 2-Chlorotoluene | ND | ug/L | 0.50 | 0.32 | 1 | | 01/05/22 15:52 | 95-49-8 | |
| 4-Chlorotoluene | ND | ug/L | 0.50 | 0.32 | 1 | | 01/05/22 15:52 | 106-43-4 | |
| 1,2-Dibromo-3-chloropropane | ND | ug/L | 1.0 | 0.34 | 1 | | 01/05/22 15:52 | 96-12-8 | |
| Dibromochloromethane | ND | ug/L | 0.50 | 0.36 | 1 | | 01/05/22 15:52 | 124-48-1 | |
| 1,2-Dibromoethane (EDB) | ND | ug/L | 0.50 | 0.27 | 1 | | 01/05/22 15:52 | 106-93-4 | |
| Dibromomethane | ND | ug/L | 0.50 | 0.39 | 1 | | 01/05/22 15:52 | 74-95-3 | |
| 1,2-Dichlorobenzene | ND | ug/L | 0.50 | 0.34 | 1 | | 01/05/22 15:52 | 95-50-1 | |
| 1,3-Dichlorobenzene | ND | ug/L | 0.50 | 0.34 | 1 | | 01/05/22 15:52 | 541-73-1 | |
| 1,4-Dichlorobenzene | ND | ug/L | 0.50 | 0.33 | 1 | | 01/05/22 15:52 | 106-46-7 | |
| Dichlorodifluoromethane | ND | ug/L | 0.50 | 0.35 | 1 | | 01/05/22 15:52 | 75-71-8 | |
| 1,1-Dichloroethane | ND | ug/L | 0.50 | 0.37 | 1 | | 01/05/22 15:52 | 75-34-3 | |
| 1,2-Dichloroethane | ND | ug/L | 0.50 | 0.32 | 1 | | 01/05/22 15:52 | 107-06-2 | |
| 1,1-Dichloroethene | ND | ug/L | 0.50 | 0.35 | 1 | | 01/05/22 15:52 | 75-35-4 | |
| cis-1,2-Dichloroethene | ND | ug/L | 0.50 | 0.38 | 1 | | 01/05/22 15:52 | 156-59-2 | |
| trans-1,2-Dichloroethene | ND | ug/L | 0.50 | 0.40 | 1 | | 01/05/22 15:52 | 156-60-5 | |
| 1,2-Dichloropropane | ND | ug/L | 0.50 | 0.36 | 1 | | 01/05/22 15:52 | 78-87-5 | |
| 1,3-Dichloropropane | ND | ug/L | 0.50 | 0.28 | 1 | | 01/05/22 15:52 | 142-28-9 | |

## REPORT OF LABORATORY ANALYSIS

This report shall not be reproduced, except in full,
without the written consent of Pace Analytical Services, LLC.

**Pace Analytical Services, LLC**
9800 Kincey Ave. Suite 100
Huntersville, NC 28078
(704)875-9092

## ANALYTICAL RESULTS

Project: 2020-L1-2448 INCIDENT
Pace Project No.: 92580733

**Sample: DUP-1** **Lab ID: 92580733001** Collected: 01/04/22 00:00 Received: 01/04/22 11:37 Matrix: Water

| Parameters | Results | Units | Report Limit | MDL | DF | Prepared | Analyzed | CAS No. | Qual |
|---|---|---|---|---|---|---|---|---|---|
| **6200B MSV** | Analytical Method: SM 6200B<br>Pace Analytical Services - Charlotte | | | | | | | | |
| 2,2-Dichloropropane | ND | ug/L | 0.50 | 0.39 | 1 | | 01/05/22 15:52 | 594-20-7 | |
| 1,1-Dichloropropene | ND | ug/L | 0.50 | 0.43 | 1 | | 01/05/22 15:52 | 563-58-6 | |
| cis-1,3-Dichloropropene | ND | ug/L | 0.50 | 0.36 | 1 | | 01/05/22 15:52 | 10061-01-5 | |
| trans-1,3-Dichloropropene | ND | ug/L | 0.50 | 0.36 | 1 | | 01/05/22 15:52 | 10061-02-6 | |
| Diisopropyl ether | ND | ug/L | 0.50 | 0.31 | 1 | | 01/05/22 15:52 | 108-20-3 | |
| Ethanol | ND | ug/L | 200 | 72.2 | 1 | | 01/05/22 15:52 | 64-17-5 | |
| Ethylbenzene | ND | ug/L | 0.50 | 0.30 | 1 | | 01/05/22 15:52 | 100-41-4 | |
| Hexachloro-1,3-butadiene | ND | ug/L | 2.0 | 1.5 | 1 | | 01/05/22 15:52 | 87-68-3 | |
| Isopropylbenzene (Cumene) | ND | ug/L | 0.50 | 0.33 | 1 | | 01/05/22 15:52 | 98-82-8 | |
| Methylene Chloride | ND | ug/L | 2.0 | 2.0 | 1 | | 01/05/22 15:52 | 75-09-2 | |
| Methyl-tert-butyl ether | ND | ug/L | 0.50 | 0.42 | 1 | | 01/05/22 15:52 | 1634-04-4 | |
| Naphthalene | ND | ug/L | 2.0 | 0.64 | 1 | | 01/05/22 15:52 | 91-20-3 | |
| n-Propylbenzene | ND | ug/L | 0.50 | 0.34 | 1 | | 01/05/22 15:52 | 103-65-1 | |
| Styrene | ND | ug/L | 0.50 | 0.29 | 1 | | 01/05/22 15:52 | 100-42-5 | |
| 1,1,1,2-Tetrachloroethane | ND | ug/L | 0.50 | 0.31 | 1 | | 01/05/22 15:52 | 630-20-6 | |
| 1,1,2,2-Tetrachloroethane | ND | ug/L | 0.50 | 0.22 | 1 | | 01/05/22 15:52 | 79-34-5 | |
| Tetrachloroethene | ND | ug/L | 0.50 | 0.29 | 1 | | 01/05/22 15:52 | 127-18-4 | |
| Toluene | ND | ug/L | 0.50 | 0.48 | 1 | | 01/05/22 15:52 | 108-88-3 | |
| 1,2,3-Trichlorobenzene | ND | ug/L | 2.0 | 0.81 | 1 | | 01/05/22 15:52 | 87-61-6 | |
| 1,2,4-Trichlorobenzene | ND | ug/L | 2.0 | 0.64 | 1 | | 01/05/22 15:52 | 120-82-1 | |
| 1,1,1-Trichloroethane | ND | ug/L | 0.50 | 0.33 | 1 | | 01/05/22 15:52 | 71-55-6 | |
| 1,1,2-Trichloroethane | ND | ug/L | 0.50 | 0.32 | 1 | | 01/05/22 15:52 | 79-00-5 | |
| Trichloroethene | ND | ug/L | 0.50 | 0.38 | 1 | | 01/05/22 15:52 | 79-01-6 | |
| Trichlorofluoromethane | ND | ug/L | 1.0 | 0.30 | 1 | | 01/05/22 15:52 | 75-69-4 | |
| 1,2,3-Trichloropropane | ND | ug/L | 0.50 | 0.26 | 1 | | 01/05/22 15:52 | 96-18-4 | |
| 1,2,4-Trimethylbenzene | ND | ug/L | 0.50 | 0.50 | 1 | | 01/05/22 15:52 | 95-63-6 | |
| 1,3,5-Trimethylbenzene | ND | ug/L | 0.50 | 0.33 | 1 | | 01/05/22 15:52 | 108-67-8 | |
| Vinyl chloride | ND | ug/L | 1.0 | 0.39 | 1 | | 01/05/22 15:52 | 75-01-4 | |
| m&p-Xylene | ND | ug/L | 1.0 | 0.71 | 1 | | 01/05/22 15:52 | 179601-23-1 | |
| o-Xylene | ND | ug/L | 0.50 | 0.34 | 1 | | 01/05/22 15:52 | 95-47-6 | |
| ***Surrogates*** | | | | | | | | | |
| 1,2-Dichloroethane-d4 (S) | 89 | % | 70-130 | | 1 | | 01/05/22 15:52 | 17060-07-0 | |
| 4-Bromofluorobenzene (S) | 93 | % | 70-130 | | 1 | | 01/05/22 15:52 | 460-00-4 | |
| Toluene-d8 (S) | 100 | % | 70-130 | | 1 | | 01/05/22 15:52 | 2037-26-5 | |

## REPORT OF LABORATORY ANALYSIS

This report shall not be reproduced, except in full,
without the written consent of Pace Analytical Services, LLC.

Pace Analytical Services, LLC
9800 Kincey Ave. Suite 100
Huntersville, NC 28078
(704)875-9092

## ANALYTICAL RESULTS

Project: 2020-L1-2448 INCIDENT
Pace Project No.: 92580733

**Sample: FB-1** **Lab ID: 92580733002** Collected: 01/04/22 00:00 Received: 01/04/22 11:37 Matrix: Water

| Parameters | Results | Units | Report Limit | MDL | DF | Prepared | Analyzed | CAS No. | Qual |
|---|---|---|---|---|---|---|---|---|---|
| **VPH NC Water** | Analytical Method: MADEP VPH<br>Pace Analytical Services - Charlotte | | | | | | | | |
| Total VPH (C5-C12) | ND | ug/L | 50.0 | 50.0 | 1 | | 01/07/22 18:51 | | N2 |
| Aliphatic (C05-C08) | ND | ug/L | 50.0 | 50.0 | 1 | | 01/07/22 18:51 | | N2 |
| Aliphatic(C09-C12) Adjusted | ND | ug/L | 50.0 | 50.0 | 1 | | 01/07/22 18:51 | | N2 |
| Aromatic (C09-C10) | ND | ug/L | 50.0 | 50.0 | 1 | | 01/07/22 18:51 | | N2 |
| ***Surrogates*** | | | | | | | | | |
| 4-Bromofluorobenzene (FID) (S) | 96 | % | 70-130 | | 1 | | 01/07/22 18:51 | 460-00-4 | |
| 4-Bromofluorobenzene (PID) (S) | 79 | % | 70-130 | | 1 | | 01/07/22 18:51 | 460-00-4 | |
| **6010 MET ICP** | Analytical Method: EPA 6010D Preparation Method: EPA 3010A<br>Pace Analytical Services - Asheville | | | | | | | | |
| Lead | ND | ug/L | 5.0 | 4.5 | 1 | 01/05/22 10:58 | 01/12/22 00:20 | 7439-92-1 | |
| **6200B MSV** | Analytical Method: SM 6200B<br>Pace Analytical Services - Charlotte | | | | | | | | |
| Benzene | ND | ug/L | 0.50 | 0.34 | 1 | | 01/05/22 15:06 | 71-43-2 | |
| Bromobenzene | ND | ug/L | 0.50 | 0.29 | 1 | | 01/05/22 15:06 | 108-86-1 | |
| Bromochloromethane | ND | ug/L | 0.50 | 0.47 | 1 | | 01/05/22 15:06 | 74-97-5 | |
| Bromodichloromethane | ND | ug/L | 0.50 | 0.31 | 1 | | 01/05/22 15:06 | 75-27-4 | |
| Bromoform | ND | ug/L | 0.50 | 0.34 | 1 | | 01/05/22 15:06 | 75-25-2 | |
| Bromomethane | ND | ug/L | 5.0 | 1.7 | 1 | | 01/05/22 15:06 | 74-83-9 | |
| n-Butylbenzene | ND | ug/L | 0.50 | 0.49 | 1 | | 01/05/22 15:06 | 104-51-8 | |
| sec-Butylbenzene | ND | ug/L | 0.50 | 0.40 | 1 | | 01/05/22 15:06 | 135-98-8 | |
| tert-Butylbenzene | ND | ug/L | 0.50 | 0.32 | 1 | | 01/05/22 15:06 | 98-06-6 | |
| Carbon tetrachloride | ND | ug/L | 0.50 | 0.33 | 1 | | 01/05/22 15:06 | 56-23-5 | |
| Chlorobenzene | ND | ug/L | 0.50 | 0.28 | 1 | | 01/05/22 15:06 | 108-90-7 | |
| Chloroethane | ND | ug/L | 1.0 | 0.65 | 1 | | 01/05/22 15:06 | 75-00-3 | |
| Chloroform | ND | ug/L | 0.50 | 0.35 | 1 | | 01/05/22 15:06 | 67-66-3 | |
| Chloromethane | ND | ug/L | 1.0 | 0.54 | 1 | | 01/05/22 15:06 | 74-87-3 | |
| 2-Chlorotoluene | ND | ug/L | 0.50 | 0.32 | 1 | | 01/05/22 15:06 | 95-49-8 | |
| 4-Chlorotoluene | ND | ug/L | 0.50 | 0.32 | 1 | | 01/05/22 15:06 | 106-43-4 | |
| 1,2-Dibromo-3-chloropropane | ND | ug/L | 1.0 | 0.34 | 1 | | 01/05/22 15:06 | 96-12-8 | |
| Dibromochloromethane | ND | ug/L | 0.50 | 0.36 | 1 | | 01/05/22 15:06 | 124-48-1 | |
| 1,2-Dibromoethane (EDB) | ND | ug/L | 0.50 | 0.27 | 1 | | 01/05/22 15:06 | 106-93-4 | |
| Dibromomethane | ND | ug/L | 0.50 | 0.39 | 1 | | 01/05/22 15:06 | 74-95-3 | |
| 1,2-Dichlorobenzene | ND | ug/L | 0.50 | 0.34 | 1 | | 01/05/22 15:06 | 95-50-1 | |
| 1,3-Dichlorobenzene | ND | ug/L | 0.50 | 0.34 | 1 | | 01/05/22 15:06 | 541-73-1 | |
| 1,4-Dichlorobenzene | ND | ug/L | 0.50 | 0.33 | 1 | | 01/05/22 15:06 | 106-46-7 | |
| Dichlorodifluoromethane | ND | ug/L | 0.50 | 0.35 | 1 | | 01/05/22 15:06 | 75-71-8 | |
| 1,1-Dichloroethane | ND | ug/L | 0.50 | 0.37 | 1 | | 01/05/22 15:06 | 75-34-3 | |
| 1,2-Dichloroethane | ND | ug/L | 0.50 | 0.32 | 1 | | 01/05/22 15:06 | 107-06-2 | |
| 1,1-Dichloroethene | ND | ug/L | 0.50 | 0.35 | 1 | | 01/05/22 15:06 | 75-35-4 | |
| cis-1,2-Dichloroethene | ND | ug/L | 0.50 | 0.38 | 1 | | 01/05/22 15:06 | 156-59-2 | |
| trans-1,2-Dichloroethene | ND | ug/L | 0.50 | 0.40 | 1 | | 01/05/22 15:06 | 156-60-5 | |
| 1,2-Dichloropropane | ND | ug/L | 0.50 | 0.36 | 1 | | 01/05/22 15:06 | 78-87-5 | |
| 1,3-Dichloropropane | ND | ug/L | 0.50 | 0.28 | 1 | | 01/05/22 15:06 | 142-28-9 | |

## REPORT OF LABORATORY ANALYSIS

This report shall not be reproduced, except in full,
without the written consent of Pace Analytical Services, LLC.

**Pace Analytical Services, LLC**
9800 Kincey Ave. Suite 100
Huntersville, NC 28078
(704)875-9092

## ANALYTICAL RESULTS

Project: 2020-L1-2448 INCIDENT
Pace Project No.: 92580733

**Sample: FB-1** **Lab ID: 92580733002** Collected: 01/04/22 00:00 Received: 01/04/22 11:37 Matrix: Water

| Parameters | Results | Units | Report Limit | MDL | DF | Prepared | Analyzed | CAS No. | Qual |
|---|---|---|---|---|---|---|---|---|---|
| **6200B MSV** | Analytical Method: SM 6200B<br>Pace Analytical Services - Charlotte | | | | | | | | |
| 2,2-Dichloropropane | ND | ug/L | 0.50 | 0.39 | 1 | | 01/05/22 15:06 | 594-20-7 | |
| 1,1-Dichloropropene | ND | ug/L | 0.50 | 0.43 | 1 | | 01/05/22 15:06 | 563-58-6 | |
| cis-1,3-Dichloropropene | ND | ug/L | 0.50 | 0.36 | 1 | | 01/05/22 15:06 | 10061-01-5 | |
| trans-1,3-Dichloropropene | ND | ug/L | 0.50 | 0.36 | 1 | | 01/05/22 15:06 | 10061-02-6 | |
| Diisopropyl ether | ND | ug/L | 0.50 | 0.31 | 1 | | 01/05/22 15:06 | 108-20-3 | |
| Ethanol | ND | ug/L | 200 | 72.2 | 1 | | 01/05/22 15:06 | 64-17-5 | |
| Ethylbenzene | ND | ug/L | 0.50 | 0.30 | 1 | | 01/05/22 15:06 | 100-41-4 | |
| Hexachloro-1,3-butadiene | ND | ug/L | 2.0 | 1.5 | 1 | | 01/05/22 15:06 | 87-68-3 | |
| Isopropylbenzene (Cumene) | ND | ug/L | 0.50 | 0.33 | 1 | | 01/05/22 15:06 | 98-82-8 | |
| Methylene Chloride | ND | ug/L | 2.0 | 2.0 | 1 | | 01/05/22 15:06 | 75-09-2 | |
| Methyl-tert-butyl ether | ND | ug/L | 0.50 | 0.42 | 1 | | 01/05/22 15:06 | 1634-04-4 | |
| Naphthalene | ND | ug/L | 2.0 | 0.64 | 1 | | 01/05/22 15:06 | 91-20-3 | |
| n-Propylbenzene | ND | ug/L | 0.50 | 0.34 | 1 | | 01/05/22 15:06 | 103-65-1 | |
| Styrene | ND | ug/L | 0.50 | 0.29 | 1 | | 01/05/22 15:06 | 100-42-5 | |
| 1,1,1,2-Tetrachloroethane | ND | ug/L | 0.50 | 0.31 | 1 | | 01/05/22 15:06 | 630-20-6 | |
| 1,1,2,2-Tetrachloroethane | ND | ug/L | 0.50 | 0.22 | 1 | | 01/05/22 15:06 | 79-34-5 | |
| Tetrachloroethene | ND | ug/L | 0.50 | 0.29 | 1 | | 01/05/22 15:06 | 127-18-4 | |
| Toluene | ND | ug/L | 0.50 | 0.48 | 1 | | 01/05/22 15:06 | 108-88-3 | |
| 1,2,3-Trichlorobenzene | ND | ug/L | 2.0 | 0.81 | 1 | | 01/05/22 15:06 | 87-61-6 | |
| 1,2,4-Trichlorobenzene | ND | ug/L | 2.0 | 0.64 | 1 | | 01/05/22 15:06 | 120-82-1 | |
| 1,1,1-Trichloroethane | ND | ug/L | 0.50 | 0.33 | 1 | | 01/05/22 15:06 | 71-55-6 | |
| 1,1,2-Trichloroethane | ND | ug/L | 0.50 | 0.32 | 1 | | 01/05/22 15:06 | 79-00-5 | |
| Trichloroethene | ND | ug/L | 0.50 | 0.38 | 1 | | 01/05/22 15:06 | 79-01-6 | |
| Trichlorofluoromethane | ND | ug/L | 1.0 | 0.30 | 1 | | 01/05/22 15:06 | 75-69-4 | |
| 1,2,3-Trichloropropane | ND | ug/L | 0.50 | 0.26 | 1 | | 01/05/22 15:06 | 96-18-4 | |
| 1,2,4-Trimethylbenzene | ND | ug/L | 0.50 | 0.50 | 1 | | 01/05/22 15:06 | 95-63-6 | |
| 1,3,5-Trimethylbenzene | ND | ug/L | 0.50 | 0.33 | 1 | | 01/05/22 15:06 | 108-67-8 | |
| Vinyl chloride | ND | ug/L | 1.0 | 0.39 | 1 | | 01/05/22 15:06 | 75-01-4 | |
| m&p-Xylene | ND | ug/L | 1.0 | 0.71 | 1 | | 01/05/22 15:06 | 179601-23-1 | |
| o-Xylene | ND | ug/L | 0.50 | 0.34 | 1 | | 01/05/22 15:06 | 95-47-6 | |
| ***Surrogates*** | | | | | | | | | |
| 1,2-Dichloroethane-d4 (S) | 100 | % | 70-130 | | 1 | | 01/05/22 15:06 | 17060-07-0 | |
| 4-Bromofluorobenzene (S) | 96 | % | 70-130 | | 1 | | 01/05/22 15:06 | 460-00-4 | |
| Toluene-d8 (S) | 101 | % | 70-130 | | 1 | | 01/05/22 15:06 | 2037-26-5 | |

## REPORT OF LABORATORY ANALYSIS

This report shall not be reproduced, except in full,
without the written consent of Pace Analytical Services, LLC.

**Pace Analytical Services, LLC**
9800 Kincey Ave. Suite 100
Huntersville, NC 28078
(704)875-9092

## ANALYTICAL RESULTS

Project: 2020-L1-2448 INCIDENT
Pace Project No.: 92580733

**Sample: Trip Blank** **Lab ID: 92580733003** Collected: 01/04/22 00:00 Received: 01/04/22 11:37 Matrix: Water

| Parameters | Results | Units | Report Limit | MDL | DF | Prepared | Analyzed | CAS No. | Qual |
|---|---|---|---|---|---|---|---|---|---|
| **6200B MSV** | Analytical Method: SM 6200B<br>Pace Analytical Services - Charlotte | | | | | | | | |
| Benzene | ND | ug/L | 0.50 | 0.34 | 1 | | 01/05/22 15:24 | 71-43-2 | |
| Bromobenzene | ND | ug/L | 0.50 | 0.29 | 1 | | 01/05/22 15:24 | 108-86-1 | |
| Bromochloromethane | ND | ug/L | 0.50 | 0.47 | 1 | | 01/05/22 15:24 | 74-97-5 | |
| Bromodichloromethane | ND | ug/L | 0.50 | 0.31 | 1 | | 01/05/22 15:24 | 75-27-4 | |
| Bromoform | ND | ug/L | 0.50 | 0.34 | 1 | | 01/05/22 15:24 | 75-25-2 | |
| Bromomethane | ND | ug/L | 5.0 | 1.7 | 1 | | 01/05/22 15:24 | 74-83-9 | |
| n-Butylbenzene | ND | ug/L | 0.50 | 0.49 | 1 | | 01/05/22 15:24 | 104-51-8 | |
| sec-Butylbenzene | ND | ug/L | 0.50 | 0.40 | 1 | | 01/05/22 15:24 | 135-98-8 | |
| tert-Butylbenzene | ND | ug/L | 0.50 | 0.32 | 1 | | 01/05/22 15:24 | 98-06-6 | |
| Carbon tetrachloride | ND | ug/L | 0.50 | 0.33 | 1 | | 01/05/22 15:24 | 56-23-5 | |
| Chlorobenzene | ND | ug/L | 0.50 | 0.28 | 1 | | 01/05/22 15:24 | 108-90-7 | |
| Chloroethane | ND | ug/L | 1.0 | 0.65 | 1 | | 01/05/22 15:24 | 75-00-3 | |
| Chloroform | ND | ug/L | 0.50 | 0.35 | 1 | | 01/05/22 15:24 | 67-66-3 | |
| Chloromethane | ND | ug/L | 1.0 | 0.54 | 1 | | 01/05/22 15:24 | 74-87-3 | |
| 2-Chlorotoluene | ND | ug/L | 0.50 | 0.32 | 1 | | 01/05/22 15:24 | 95-49-8 | |
| 4-Chlorotoluene | ND | ug/L | 0.50 | 0.32 | 1 | | 01/05/22 15:24 | 106-43-4 | |
| 1,2-Dibromo-3-chloropropane | ND | ug/L | 1.0 | 0.34 | 1 | | 01/05/22 15:24 | 96-12-8 | |
| Dibromochloromethane | ND | ug/L | 0.50 | 0.36 | 1 | | 01/05/22 15:24 | 124-48-1 | |
| 1,2-Dibromoethane (EDB) | ND | ug/L | 0.50 | 0.27 | 1 | | 01/05/22 15:24 | 106-93-4 | |
| Dibromomethane | ND | ug/L | 0.50 | 0.39 | 1 | | 01/05/22 15:24 | 74-95-3 | |
| 1,2-Dichlorobenzene | ND | ug/L | 0.50 | 0.34 | 1 | | 01/05/22 15:24 | 95-50-1 | |
| 1,3-Dichlorobenzene | ND | ug/L | 0.50 | 0.34 | 1 | | 01/05/22 15:24 | 541-73-1 | |
| 1,4-Dichlorobenzene | ND | ug/L | 0.50 | 0.33 | 1 | | 01/05/22 15:24 | 106-46-7 | |
| Dichlorodifluoromethane | ND | ug/L | 0.50 | 0.35 | 1 | | 01/05/22 15:24 | 75-71-8 | |
| 1,1-Dichloroethane | ND | ug/L | 0.50 | 0.37 | 1 | | 01/05/22 15:24 | 75-34-3 | |
| 1,2-Dichloroethane | ND | ug/L | 0.50 | 0.32 | 1 | | 01/05/22 15:24 | 107-06-2 | |
| 1,1-Dichloroethene | ND | ug/L | 0.50 | 0.35 | 1 | | 01/05/22 15:24 | 75-35-4 | |
| cis-1,2-Dichloroethene | ND | ug/L | 0.50 | 0.38 | 1 | | 01/05/22 15:24 | 156-59-2 | |
| trans-1,2-Dichloroethene | ND | ug/L | 0.50 | 0.40 | 1 | | 01/05/22 15:24 | 156-60-5 | |
| 1,2-Dichloropropane | ND | ug/L | 0.50 | 0.36 | 1 | | 01/05/22 15:24 | 78-87-5 | |
| 1,3-Dichloropropane | ND | ug/L | 0.50 | 0.28 | 1 | | 01/05/22 15:24 | 142-28-9 | |
| 2,2-Dichloropropane | ND | ug/L | 0.50 | 0.39 | 1 | | 01/05/22 15:24 | 594-20-7 | |
| 1,1-Dichloropropene | ND | ug/L | 0.50 | 0.43 | 1 | | 01/05/22 15:24 | 563-58-6 | |
| cis-1,3-Dichloropropene | ND | ug/L | 0.50 | 0.36 | 1 | | 01/05/22 15:24 | 10061-01-5 | |
| trans-1,3-Dichloropropene | ND | ug/L | 0.50 | 0.36 | 1 | | 01/05/22 15:24 | 10061-02-6 | |
| Diisopropyl ether | ND | ug/L | 0.50 | 0.31 | 1 | | 01/05/22 15:24 | 108-20-3 | |
| Ethanol | ND | ug/L | 200 | 72.2 | 1 | | 01/05/22 15:24 | 64-17-5 | |
| Ethylbenzene | ND | ug/L | 0.50 | 0.30 | 1 | | 01/05/22 15:24 | 100-41-4 | |
| Hexachloro-1,3-butadiene | ND | ug/L | 2.0 | 1.5 | 1 | | 01/05/22 15:24 | 87-68-3 | |
| Isopropylbenzene (Cumene) | ND | ug/L | 0.50 | 0.33 | 1 | | 01/05/22 15:24 | 98-82-8 | |
| Methylene Chloride | ND | ug/L | 2.0 | 2.0 | 1 | | 01/05/22 15:24 | 75-09-2 | |
| Methyl-tert-butyl ether | ND | ug/L | 0.50 | 0.42 | 1 | | 01/05/22 15:24 | 1634-04-4 | |
| Naphthalene | ND | ug/L | 2.0 | 0.64 | 1 | | 01/05/22 15:24 | 91-20-3 | |
| n-Propylbenzene | ND | ug/L | 0.50 | 0.34 | 1 | | 01/05/22 15:24 | 103-65-1 | |
| Styrene | ND | ug/L | 0.50 | 0.29 | 1 | | 01/05/22 15:24 | 100-42-5 | |

## REPORT OF LABORATORY ANALYSIS

This report shall not be reproduced, except in full,
without the written consent of Pace Analytical Services, LLC.

**Pace Analytical Services, LLC**
9800 Kincey Ave. Suite 100
Huntersville, NC 28078
(704)875-9092

## ANALYTICAL RESULTS

Project: 2020-L1-2448 INCIDENT
Pace Project No.: 92580733

**Sample: Trip Blank** **Lab ID: 92580733003** Collected: 01/04/22 00:00 Received: 01/04/22 11:37 Matrix: Water

| Parameters | Results | Units | Report Limit | MDL | DF | Prepared | Analyzed | CAS No. | Qual |
|---|---|---|---|---|---|---|---|---|---|
| **6200B MSV** | Analytical Method: SM 6200B<br>Pace Analytical Services - Charlotte | | | | | | | | |
| 1,1,1,2-Tetrachloroethane | ND | ug/L | 0.50 | 0.31 | 1 | | 01/05/22 15:24 | 630-20-6 | |
| 1,1,2,2-Tetrachloroethane | ND | ug/L | 0.50 | 0.22 | 1 | | 01/05/22 15:24 | 79-34-5 | |
| Tetrachloroethene | ND | ug/L | 0.50 | 0.29 | 1 | | 01/05/22 15:24 | 127-18-4 | |
| Toluene | ND | ug/L | 0.50 | 0.48 | 1 | | 01/05/22 15:24 | 108-88-3 | |
| 1,2,3-Trichlorobenzene | ND | ug/L | 2.0 | 0.81 | 1 | | 01/05/22 15:24 | 87-61-6 | |
| 1,2,4-Trichlorobenzene | ND | ug/L | 2.0 | 0.64 | 1 | | 01/05/22 15:24 | 120-82-1 | |
| 1,1,1-Trichloroethane | ND | ug/L | 0.50 | 0.33 | 1 | | 01/05/22 15:24 | 71-55-6 | |
| 1,1,2-Trichloroethane | ND | ug/L | 0.50 | 0.32 | 1 | | 01/05/22 15:24 | 79-00-5 | |
| Trichloroethene | ND | ug/L | 0.50 | 0.38 | 1 | | 01/05/22 15:24 | 79-01-6 | |
| Trichlorofluoromethane | ND | ug/L | 1.0 | 0.30 | 1 | | 01/05/22 15:24 | 75-69-4 | |
| 1,2,3-Trichloropropane | ND | ug/L | 0.50 | 0.26 | 1 | | 01/05/22 15:24 | 96-18-4 | |
| 1,2,4-Trimethylbenzene | ND | ug/L | 0.50 | 0.50 | 1 | | 01/05/22 15:24 | 95-63-6 | |
| 1,3,5-Trimethylbenzene | ND | ug/L | 0.50 | 0.33 | 1 | | 01/05/22 15:24 | 108-67-8 | |
| Vinyl chloride | ND | ug/L | 1.0 | 0.39 | 1 | | 01/05/22 15:24 | 75-01-4 | |
| m&p-Xylene | ND | ug/L | 1.0 | 0.71 | 1 | | 01/05/22 15:24 | 179601-23-1 | |
| o-Xylene | ND | ug/L | 0.50 | 0.34 | 1 | | 01/05/22 15:24 | 95-47-6 | |
| ***Surrogates*** | | | | | | | | | |
| 1,2-Dichloroethane-d4 (S) | 100 | % | 70-130 | | 1 | | 01/05/22 15:24 | 17060-07-0 | |
| 4-Bromofluorobenzene (S) | 94 | % | 70-130 | | 1 | | 01/05/22 15:24 | 460-00-4 | |
| Toluene-d8 (S) | 101 | % | 70-130 | | 1 | | 01/05/22 15:24 | 2037-26-5 | |

## REPORT OF LABORATORY ANALYSIS

This report shall not be reproduced, except in full,
without the written consent of Pace Analytical Services, LLC.

**Pace Analytical Services, LLC**
9800 Kincey Ave. Suite 100
Huntersville, NC 28078
(704)875-9092

## QUALITY CONTROL DATA

Project: 2020-L1-2448 INCIDENT
Pace Project No.: 92580733

QC Batch: 670504
QC Batch Method: MADEP VPH
Analysis Method: MADEP VPH
Analysis Description: VPH NC Water
Laboratory: Pace Analytical Services - Charlotte
Associated Lab Samples: 92580733001, 92580733002

METHOD BLANK: 3510872 Matrix: Water
Associated Lab Samples: 92580733001, 92580733002

| Parameter | Units | Blank Result | Reporting Limit | MDL | Analyzed | Qualifiers |
|---|---|---|---|---|---|---|
| Aliphatic (C05-C08) | ug/L | ND | 50.0 | 50.0 | 01/07/22 16:01 | N2 |
| Aromatic (C09-C10) | ug/L | ND | 50.0 | 50.0 | 01/07/22 16:01 | N2 |
| 4-Bromofluorobenzene (FID) (S) | % | 96 | 70-130 | | 01/07/22 16:01 | |
| 4-Bromofluorobenzene (PID) (S) | % | 80 | 70-130 | | 01/07/22 16:01 | |

LABORATORY CONTROL SAMPLE & LCSD: 3510873 3510874

| Parameter | Units | Spike Conc. | LCS Result | LCSD Result | LCS % Rec | LCSD % Rec | % Rec Limits | RPD | Max RPD | Qualifiers |
|---|---|---|---|---|---|---|---|---|---|---|
| Aliphatic (C05-C08) | ug/L | 300 | 325 | 305 | 108 | 102 | 70-130 | 6 | 25 | N2 |
| Aromatic (C09-C10) | ug/L | 100 | 88.5 | 89.5 | 89 | 89 | 70-130 | 1 | 25 | N2 |
| 4-Bromofluorobenzene (FID) (S) | % | | | | 99 | 100 | 70-130 | | | |
| 4-Bromofluorobenzene (PID) (S) | % | | | | 81 | 80 | 70-130 | | | |

**Results presented on this page are in the units indicated by the "Units" column except where an alternate unit is presented to the right of the result.**

## REPORT OF LABORATORY ANALYSIS

This report shall not be reproduced, except in full,
without the written consent of Pace Analytical Services, LLC.

**Pace Analytical Services, LLC**
9800 Kincey Ave. Suite 100
Huntersville, NC 28078
(704)875-9092

## QUALITY CONTROL DATA

Project: 2020-L1-2448 INCIDENT
Pace Project No.: 92580733

QC Batch: 669837
QC Batch Method: EPA 3010A
Analysis Method: EPA 6010D
Analysis Description: 6010 MET
Laboratory: Pace Analytical Services - Asheville
Associated Lab Samples: 92580733001, 92580733002

METHOD BLANK: 3507212 Matrix: Water
Associated Lab Samples: 92580733001, 92580733002

| Parameter | Units | Blank Result | Reporting Limit | MDL | Analyzed | Qualifiers |
|---|---|---|---|---|---|---|
| Lead | ug/L | ND | 5.0 | 4.5 | 01/11/22 23:35 | |

LABORATORY CONTROL SAMPLE: 3507213

| Parameter | Units | Spike Conc. | LCS Result | LCS % Rec | % Rec Limits | Qualifiers |
|---|---|---|---|---|---|---|
| Lead | ug/L | 500 | 460 | 92 | 80-120 | |

MATRIX SPIKE & MATRIX SPIKE DUPLICATE: 3507214 3507215

| Parameter | Units | 92580903001 Result | MS Spike Conc. | MSD Spike Conc. | MS Result | MSD Result | MS % Rec | MSD % Rec | % Rec Limits | RPD | Max RPD | Qual |
|---|---|---|---|---|---|---|---|---|---|---|---|---|
| Lead | ug/L | | | | 516 | 500 | | | | 3 | 20 | |

**Results presented on this page are in the units indicated by the "Units" column except where an alternate unit is presented to the right of the result.**

## REPORT OF LABORATORY ANALYSIS

This report shall not be reproduced, except in full,
without the written consent of Pace Analytical Services, LLC.

Pace Analytical Services, LLC
9800 Kincey Ave. Suite 100
Huntersville, NC 28078
(704)875-9092

## QUALITY CONTROL DATA

Project: 2020-L1-2448 INCIDENT
Pace Project No.: 92580733

QC Batch: 669880
QC Batch Method: SM 6200B
Analysis Method: SM 6200B
Analysis Description: 6200B MSV
Laboratory: Pace Analytical Services - Charlotte

Associated Lab Samples: 92580733001

METHOD BLANK: 3507339 Matrix: Water
Associated Lab Samples: 92580733001

| Parameter | Units | Blank Result | Reporting Limit | MDL | Analyzed | Qualifiers |
|---|---|---|---|---|---|---|
| 1,1,1,2-Tetrachloroethane | ug/L | ND | 0.50 | 0.31 | 01/05/22 11:05 | |
| 1,1,1-Trichloroethane | ug/L | ND | 0.50 | 0.33 | 01/05/22 11:05 | |
| 1,1,2,2-Tetrachloroethane | ug/L | ND | 0.50 | 0.22 | 01/05/22 11:05 | |
| 1,1,2-Trichloroethane | ug/L | ND | 0.50 | 0.32 | 01/05/22 11:05 | |
| 1,1-Dichloroethane | ug/L | ND | 0.50 | 0.37 | 01/05/22 11:05 | |
| 1,1-Dichloroethene | ug/L | ND | 0.50 | 0.35 | 01/05/22 11:05 | |
| 1,1-Dichloropropene | ug/L | ND | 0.50 | 0.43 | 01/05/22 11:05 | |
| 1,2,3-Trichlorobenzene | ug/L | ND | 2.0 | 0.81 | 01/05/22 11:05 | |
| 1,2,3-Trichloropropane | ug/L | ND | 0.50 | 0.26 | 01/05/22 11:05 | |
| 1,2,4-Trichlorobenzene | ug/L | ND | 2.0 | 0.64 | 01/05/22 11:05 | |
| 1,2,4-Trimethylbenzene | ug/L | ND | 0.50 | 0.50 | 01/05/22 11:05 | |
| 1,2-Dibromo-3-chloropropane | ug/L | ND | 1.0 | 0.34 | 01/05/22 11:05 | |
| 1,2-Dibromoethane (EDB) | ug/L | ND | 0.50 | 0.27 | 01/05/22 11:05 | |
| 1,2-Dichlorobenzene | ug/L | ND | 0.50 | 0.34 | 01/05/22 11:05 | |
| 1,2-Dichloroethane | ug/L | ND | 0.50 | 0.32 | 01/05/22 11:05 | |
| 1,2-Dichloropropane | ug/L | ND | 0.50 | 0.36 | 01/05/22 11:05 | |
| 1,3,5-Trimethylbenzene | ug/L | ND | 0.50 | 0.33 | 01/05/22 11:05 | |
| 1,3-Dichlorobenzene | ug/L | ND | 0.50 | 0.34 | 01/05/22 11:05 | |
| 1,3-Dichloropropane | ug/L | ND | 0.50 | 0.28 | 01/05/22 11:05 | |
| 1,4-Dichlorobenzene | ug/L | ND | 0.50 | 0.33 | 01/05/22 11:05 | |
| 2,2-Dichloropropane | ug/L | ND | 0.50 | 0.39 | 01/05/22 11:05 | |
| 2-Chlorotoluene | ug/L | ND | 0.50 | 0.32 | 01/05/22 11:05 | |
| 4-Chlorotoluene | ug/L | ND | 0.50 | 0.32 | 01/05/22 11:05 | |
| Benzene | ug/L | ND | 0.50 | 0.34 | 01/05/22 11:05 | |
| Bromobenzene | ug/L | ND | 0.50 | 0.29 | 01/05/22 11:05 | |
| Bromochloromethane | ug/L | ND | 0.50 | 0.47 | 01/05/22 11:05 | |
| Bromodichloromethane | ug/L | ND | 0.50 | 0.31 | 01/05/22 11:05 | |
| Bromoform | ug/L | ND | 0.50 | 0.34 | 01/05/22 11:05 | |
| Bromomethane | ug/L | ND | 5.0 | 1.7 | 01/05/22 11:05 | |
| Carbon tetrachloride | ug/L | ND | 0.50 | 0.33 | 01/05/22 11:05 | |
| Chlorobenzene | ug/L | ND | 0.50 | 0.28 | 01/05/22 11:05 | |
| Chloroethane | ug/L | ND | 1.0 | 0.65 | 01/05/22 11:05 | |
| Chloroform | ug/L | ND | 0.50 | 0.35 | 01/05/22 11:05 | |
| Chloromethane | ug/L | ND | 1.0 | 0.54 | 01/05/22 11:05 | |
| cis-1,2-Dichloroethene | ug/L | ND | 0.50 | 0.38 | 01/05/22 11:05 | |
| cis-1,3-Dichloropropene | ug/L | ND | 0.50 | 0.36 | 01/05/22 11:05 | |
| Dibromochloromethane | ug/L | ND | 0.50 | 0.36 | 01/05/22 11:05 | |
| Dibromomethane | ug/L | ND | 0.50 | 0.39 | 01/05/22 11:05 | |
| Dichlorodifluoromethane | ug/L | ND | 0.50 | 0.35 | 01/05/22 11:05 | |
| Diisopropyl ether | ug/L | ND | 0.50 | 0.31 | 01/05/22 11:05 | |

**Results presented on this page are in the units indicated by the "Units" column except where an alternate unit is presented to the right of the result.**

## REPORT OF LABORATORY ANALYSIS

This report shall not be reproduced, except in full,
without the written consent of Pace Analytical Services, LLC.

Pace Analytical Services, LLC
9800 Kincey Ave. Suite 100
Huntersville, NC 28078
(704)875-9092

## QUALITY CONTROL DATA

Project: 2020-L1-2448 INCIDENT
Pace Project No.: 92580733

METHOD BLANK: 3507339 Matrix: Water
Associated Lab Samples: 92580733001

| Parameter | Units | Blank Result | Reporting Limit | MDL | Analyzed | Qualifiers |
|---|---|---|---|---|---|---|
| Ethanol | ug/L | ND | 200 | 72.2 | 01/05/22 11:05 | |
| Ethylbenzene | ug/L | ND | 0.50 | 0.30 | 01/05/22 11:05 | |
| Hexachloro-1,3-butadiene | ug/L | ND | 2.0 | 1.5 | 01/05/22 11:05 | |
| Isopropylbenzene (Cumene) | ug/L | ND | 0.50 | 0.33 | 01/05/22 11:05 | |
| m&p-Xylene | ug/L | ND | 1.0 | 0.71 | 01/05/22 11:05 | |
| Methyl-tert-butyl ether | ug/L | ND | 0.50 | 0.42 | 01/05/22 11:05 | |
| Methylene Chloride | ug/L | ND | 2.0 | 2.0 | 01/05/22 11:05 | |
| n-Butylbenzene | ug/L | ND | 0.50 | 0.49 | 01/05/22 11:05 | |
| n-Propylbenzene | ug/L | ND | 0.50 | 0.34 | 01/05/22 11:05 | |
| Naphthalene | ug/L | ND | 2.0 | 0.64 | 01/05/22 11:05 | |
| o-Xylene | ug/L | ND | 0.50 | 0.34 | 01/05/22 11:05 | |
| sec-Butylbenzene | ug/L | ND | 0.50 | 0.40 | 01/05/22 11:05 | |
| Styrene | ug/L | ND | 0.50 | 0.29 | 01/05/22 11:05 | |
| tert-Butylbenzene | ug/L | ND | 0.50 | 0.32 | 01/05/22 11:05 | |
| Tetrachloroethene | ug/L | ND | 0.50 | 0.29 | 01/05/22 11:05 | |
| Toluene | ug/L | ND | 0.50 | 0.48 | 01/05/22 11:05 | |
| trans-1,2-Dichloroethene | ug/L | ND | 0.50 | 0.40 | 01/05/22 11:05 | |
| trans-1,3-Dichloropropene | ug/L | ND | 0.50 | 0.36 | 01/05/22 11:05 | |
| Trichloroethene | ug/L | ND | 0.50 | 0.38 | 01/05/22 11:05 | |
| Trichlorofluoromethane | ug/L | ND | 1.0 | 0.30 | 01/05/22 11:05 | |
| Vinyl chloride | ug/L | ND | 1.0 | 0.39 | 01/05/22 11:05 | |
| 1,2-Dichloroethane-d4 (S) | % | 90 | 70-130 | | 01/05/22 11:05 | |
| 4-Bromofluorobenzene (S) | % | 95 | 70-130 | | 01/05/22 11:05 | |
| Toluene-d8 (S) | % | 102 | 70-130 | | 01/05/22 11:05 | |

LABORATORY CONTROL SAMPLE: 3507340

| Parameter | Units | Spike Conc. | LCS Result | LCS % Rec | % Rec Limits | Qualifiers |
|---|---|---|---|---|---|---|
| 1,1,1,2-Tetrachloroethane | ug/L | 50 | 46.4 | 93 | 60-140 | |
| 1,1,1-Trichloroethane | ug/L | 50 | 44.1 | 88 | 60-140 | |
| 1,1,2,2-Tetrachloroethane | ug/L | 50 | 48.7 | 97 | 60-140 | |
| 1,1,2-Trichloroethane | ug/L | 50 | 53.6 | 107 | 60-140 | |
| 1,1-Dichloroethane | ug/L | 50 | 48.7 | 97 | 60-140 | |
| 1,1-Dichloroethene | ug/L | 50 | 47.9 | 96 | 60-140 | |
| 1,1-Dichloropropene | ug/L | 50 | 46.6 | 93 | 60-140 | |
| 1,2,3-Trichlorobenzene | ug/L | 50 | 48.8 | 98 | 60-140 | |
| 1,2,3-Trichloropropane | ug/L | 50 | 43.3 | 87 | 60-140 | |
| 1,2,4-Trichlorobenzene | ug/L | 50 | 50.3 | 101 | 60-140 | |
| 1,2,4-Trimethylbenzene | ug/L | 50 | 49.3 | 99 | 60-140 | |
| 1,2-Dibromo-3-chloropropane | ug/L | 50 | 43.4 | 87 | 60-140 | |
| 1,2-Dibromoethane (EDB) | ug/L | 50 | 50.1 | 100 | 60-140 | |
| 1,2-Dichlorobenzene | ug/L | 50 | 49.4 | 99 | 60-140 | |
| 1,2-Dichloroethane | ug/L | 50 | 41.9 | 84 | 60-140 | |
| 1,2-Dichloropropane | ug/L | 50 | 49.7 | 99 | 60-140 | |

**Results presented on this page are in the units indicated by the "Units" column except where an alternate unit is presented to the right of the result.**

## REPORT OF LABORATORY ANALYSIS

This report shall not be reproduced, except in full,
without the written consent of Pace Analytical Services, LLC.

**Pace Analytical Services, LLC**
9800 Kincey Ave. Suite 100
Huntersville, NC 28078
(704)875-9092

## QUALITY CONTROL DATA

Project: 2020-L1-2448 INCIDENT
Pace Project No.: 92580733

LABORATORY CONTROL SAMPLE: 3507340

| Parameter | Units | Spike Conc. | LCS Result | LCS % Rec | % Rec Limits | Qualifiers |
|---|---|---|---|---|---|---|
| 1,3,5-Trimethylbenzene | ug/L | 50 | 49.4 | 99 | 60-140 | |
| 1,3-Dichlorobenzene | ug/L | 50 | 49.1 | 98 | 60-140 | |
| 1,3-Dichloropropane | ug/L | 50 | 48.3 | 97 | 60-140 | |
| 1,4-Dichlorobenzene | ug/L | 50 | 48.7 | 97 | 60-140 | |
| 2,2-Dichloropropane | ug/L | 50 | 47.2 | 94 | 60-140 | |
| 2-Chlorotoluene | ug/L | 50 | 50.3 | 101 | 60-140 | |
| 4-Chlorotoluene | ug/L | 50 | 45.8 | 92 | 60-140 | |
| Benzene | ug/L | 50 | 50.3 | 101 | 60-140 | |
| Bromobenzene | ug/L | 50 | 47.7 | 95 | 60-140 | |
| Bromochloromethane | ug/L | 50 | 51.8 | 104 | 60-140 | |
| Bromodichloromethane | ug/L | 50 | 46.0 | 92 | 60-140 | |
| Bromoform | ug/L | 50 | 47.5 | 95 | 60-140 | |
| Bromomethane | ug/L | 50 | 48.4 | 97 | 60-140 | |
| Carbon tetrachloride | ug/L | 50 | 41.7 | 83 | 60-140 | |
| Chlorobenzene | ug/L | 50 | 50.6 | 101 | 60-140 | |
| Chloroethane | ug/L | 50 | 36.6 | 73 | 60-140 | |
| Chloroform | ug/L | 50 | 46.5 | 93 | 60-140 | |
| Chloromethane | ug/L | 50 | 45.6 | 91 | 60-140 | |
| cis-1,2-Dichloroethene | ug/L | 50 | 45.1 | 90 | 60-140 | |
| cis-1,3-Dichloropropene | ug/L | 50 | 47.7 | 95 | 60-140 | |
| Dibromochloromethane | ug/L | 50 | 48.6 | 97 | 60-140 | |
| Dibromomethane | ug/L | 50 | 52.1 | 104 | 60-140 | |
| Dichlorodifluoromethane | ug/L | 50 | 43.7 | 87 | 60-140 | |
| Diisopropyl ether | ug/L | 50 | 44.3 | 89 | 60-140 | |
| Ethanol | ug/L | 2000 | 1760 | 88 | 60-140 | |
| Ethylbenzene | ug/L | 50 | 50.0 | 100 | 60-140 | |
| Hexachloro-1,3-butadiene | ug/L | 50 | 43.1 | 86 | 60-140 | |
| Isopropylbenzene (Cumene) | ug/L | 50 | 52.4 | 105 | 60-140 | |
| m&p-Xylene | ug/L | 100 | 101 | 101 | 60-140 | |
| Methyl-tert-butyl ether | ug/L | 50 | 47.6 | 95 | 60-140 | |
| Methylene Chloride | ug/L | 50 | 46.0 | 92 | 60-140 | |
| n-Butylbenzene | ug/L | 50 | 48.5 | 97 | 60-140 | |
| n-Propylbenzene | ug/L | 50 | 49.0 | 98 | 60-140 | |
| Naphthalene | ug/L | 50 | 46.2 | 92 | 60-140 | |
| o-Xylene | ug/L | 50 | 50.4 | 101 | 60-140 | |
| sec-Butylbenzene | ug/L | 50 | 49.1 | 98 | 60-140 | |
| Styrene | ug/L | 50 | 49.9 | 100 | 60-140 | |
| tert-Butylbenzene | ug/L | 50 | 41.9 | 84 | 60-140 | |
| Tetrachloroethene | ug/L | 50 | 44.9 | 90 | 60-140 | |
| Toluene | ug/L | 50 | 52.1 | 104 | 60-140 | |
| trans-1,2-Dichloroethene | ug/L | 50 | 49.2 | 98 | 60-140 | |
| trans-1,3-Dichloropropene | ug/L | 50 | 48.4 | 97 | 60-140 | |
| Trichloroethene | ug/L | 50 | 50.8 | 102 | 60-140 | |
| Trichlorofluoromethane | ug/L | 50 | 39.8 | 80 | 60-140 | |
| Vinyl chloride | ug/L | 50 | 50.5 | 101 | 60-140 | |
| 1,2-Dichloroethane-d4 (S) | % | | | 90 | 70-130 | |
| 4-Bromofluorobenzene (S) | % | | | 99 | 70-130 | |

**Results presented on this page are in the units indicated by the "Units" column except where an alternate unit is presented to the right of the result.**

## REPORT OF LABORATORY ANALYSIS

This report shall not be reproduced, except in full,
without the written consent of Pace Analytical Services, LLC.

**Pace Analytical Services, LLC**
9800 Kincey Ave. Suite 100
Huntersville, NC 28078
(704)875-9092

## QUALITY CONTROL DATA

Project: 2020-L1-2448 INCIDENT
Pace Project No.: 92580733

LABORATORY CONTROL SAMPLE: 3507340

| Parameter | Units | Spike Conc. | LCS Result | LCS % Rec | % Rec Limits | Qualifiers |
|---|---|---|---|---|---|---|
| Toluene-d8 (S) | % | | | 102 | 70-130 | |

MATRIX SPIKE & MATRIX SPIKE DUPLICATE: 3507341 3507342

| Parameter | Units | 92580894001 Result | MS Spike Conc. | MSD Spike Conc. | MS Result | MSD Result | MS % Rec | MSD % Rec | % Rec Limits | RPD | Max RPD | Qual |
|---|---|---|---|---|---|---|---|---|---|---|---|---|
| 1,1,1,2-Tetrachloroethane | ug/L | <77.8 | 5000 | 5000 | 5170 | 5250 | 103 | 105 | 60-140 | 2 | 30 | |
| 1,1,1-Trichloroethane | ug/L | <83.0 | 5000 | 5000 | 4810 | 4820 | 96 | 96 | 60-140 | 0 | 30 | |
| 1,1,2,2-Tetrachloroethane | ug/L | <56.2 | 5000 | 5000 | 5360 | 5330 | 107 | 107 | 60-140 | 1 | 30 | |
| 1,1,2-Trichloroethane | ug/L | <81.2 | 5000 | 5000 | 5880 | 6110 | 118 | 122 | 60-140 | 4 | 30 | |
| 1,1-Dichloroethane | ug/L | <91.8 | 5000 | 5000 | 5560 | 5770 | 111 | 115 | 60-140 | 4 | 30 | |
| 1,1-Dichloroethene | ug/L | <87.0 | 5000 | 5000 | 5300 | 5380 | 106 | 108 | 60-140 | 2 | 30 | |
| 1,1-Dichloropropene | ug/L | <107 | 5000 | 5000 | 5120 | 5320 | 102 | 106 | 60-140 | 4 | 30 | |
| 1,2,3-Trichlorobenzene | ug/L | <202 | 5000 | 5000 | 5360 | 5930 | 107 | 119 | 60-140 | 10 | 30 | |
| 1,2,3-Trichloropropane | ug/L | <65.2 | 5000 | 5000 | 4970 | 5040 | 99 | 101 | 60-140 | 1 | 30 | |
| 1,2,4-Trichlorobenzene | ug/L | <160 | 5000 | 5000 | 5690 | 5960 | 114 | 119 | 60-140 | 5 | 30 | |
| 1,2,4-Trimethylbenzene | ug/L | 2650 | 5000 | 5000 | 8450 | 8670 | 116 | 120 | 60-140 | 3 | 30 | |
| 1,2-Dibromo-3-chloropropane | ug/L | <85.0 | 5000 | 5000 | 4680 | 4450 | 94 | 89 | 60-140 | 5 | 30 | |
| 1,2-Dibromoethane (EDB) | ug/L | 584 | 5000 | 5000 | 6170 | 6180 | 112 | 112 | 60-140 | 0 | 30 | |
| 1,2-Dichlorobenzene | ug/L | <84.8 | 5000 | 5000 | 5710 | 5920 | 114 | 118 | 60-140 | 4 | 30 | |
| 1,2-Dichloroethane | ug/L | 283 | 5000 | 5000 | 5290 | 5140 | 100 | 97 | 60-140 | 3 | 30 | |
| 1,2-Dichloropropane | ug/L | <88.8 | 5000 | 5000 | 5820 | 5600 | 116 | 112 | 60-140 | 4 | 30 | |
| 1,3,5-Trimethylbenzene | ug/L | 679 | 5000 | 5000 | 6530 | 6760 | 117 | 122 | 60-140 | 4 | 30 | |
| 1,3-Dichlorobenzene | ug/L | <85.0 | 5000 | 5000 | 5600 | 5930 | 112 | 119 | 60-140 | 6 | 30 | |
| 1,3-Dichloropropane | ug/L | <71.0 | 5000 | 5000 | 5640 | 5530 | 113 | 111 | 60-140 | 2 | 30 | |
| 1,4-Dichlorobenzene | ug/L | <83.2 | 5000 | 5000 | 5630 | 5760 | 113 | 115 | 60-140 | 2 | 30 | |
| 2,2-Dichloropropane | ug/L | <97.0 | 5000 | 5000 | 4950 | 5010 | 99 | 100 | 60-140 | 1 | 30 | |
| 2-Chlorotoluene | ug/L | <80.2 | 5000 | 5000 | 5870 | 5910 | 117 | 118 | 60-140 | 1 | 30 | |
| 4-Chlorotoluene | ug/L | <81.0 | 5000 | 5000 | 5490 | 5660 | 110 | 113 | 60-140 | 3 | 30 | |
| Benzene | ug/L | 12500 | 5000 | 5000 | 18300 | 18600 | 116 | 120 | 60-140 | 1 | 30 | |
| Bromobenzene | ug/L | <72.5 | 5000 | 5000 | 5700 | 5850 | 114 | 117 | 60-140 | 3 | 30 | |
| Bromochloromethane | ug/L | <117 | 5000 | 5000 | 5970 | 6050 | 119 | 121 | 60-140 | 1 | 30 | |
| Bromodichloromethane | ug/L | <76.8 | 5000 | 5000 | 5170 | 5210 | 103 | 104 | 60-140 | 1 | 30 | |
| Bromoform | ug/L | <85.2 | 5000 | 5000 | 4780 | 4830 | 96 | 97 | 60-140 | 1 | 30 | |
| Bromomethane | ug/L | <415 | 5000 | 5000 | 4540 | 5510 | 91 | 110 | 60-140 | 19 | 30 | |
| Carbon tetrachloride | ug/L | <83.2 | 5000 | 5000 | 4530 | 4470 | 91 | 89 | 60-140 | 1 | 30 | |
| Chlorobenzene | ug/L | <71.0 | 5000 | 5000 | 5870 | 5920 | 117 | 118 | 60-140 | 1 | 30 | |
| Chloroethane | ug/L | <162 | 5000 | 5000 | 6140 | 6100 | 123 | 122 | 60-140 | 1 | 30 | |
| Chloroform | ug/L | <88.2 | 5000 | 5000 | 5670 | 5670 | 113 | 113 | 60-140 | 0 | 30 | |
| Chloromethane | ug/L | <135 | 5000 | 5000 | 4990 | 5010 | 100 | 100 | 60-140 | 0 | 30 | |
| cis-1,2-Dichloroethene | ug/L | <96.0 | 5000 | 5000 | 5220 | 5370 | 104 | 107 | 60-140 | 3 | 30 | |
| cis-1,3-Dichloropropene | ug/L | <91.2 | 5000 | 5000 | 5310 | 5430 | 106 | 109 | 60-140 | 2 | 30 | |
| Dibromochloromethane | ug/L | <89.8 | 5000 | 5000 | 5340 | 5310 | 107 | 106 | 60-140 | 1 | 30 | |
| Dibromomethane | ug/L | <98.5 | 5000 | 5000 | 5850 | 6070 | 117 | 121 | 60-140 | 4 | 30 | |

**Results presented on this page are in the units indicated by the "Units" column except where an alternate unit is presented to the right of the result.**

## REPORT OF LABORATORY ANALYSIS

This report shall not be reproduced, except in full,
without the written consent of Pace Analytical Services, LLC.

**Pace Analytical Services, LLC**
9800 Kincey Ave. Suite 100
Huntersville, NC 28078
(704)875-9092

## QUALITY CONTROL DATA

Project: 2020-L1-2448 INCIDENT
Pace Project No.: 92580733

MATRIX SPIKE & MATRIX SPIKE DUPLICATE: 3507341 3507342

| Parameter | Units | 92580894001 Result | MS Spike Conc. | MSD Spike Conc. | MS Result | MSD Result | MS % Rec | MSD % Rec | % Rec Limits | RPD | Max RPD | Qual |
|---|---|---|---|---|---|---|---|---|---|---|---|---|
| Dichlorodifluoromethane | ug/L | <86.5 | 5000 | 5000 | 3390 | 3390 | 68 | 68 | 60-140 | 0 | 30 | |
| Diisopropyl ether | ug/L | 204 | 5000 | 5000 | 5280 | 5360 | 102 | 103 | 60-140 | 1 | 30 | |
| Ethanol | ug/L | <18000 | 200000 | 200000 | 185000 | 191000 | 93 | 96 | 60-140 | 3 | 30 | |
| Ethylbenzene | ug/L | 2280 | 5000 | 5000 | 8060 | 8110 | 116 | 117 | 60-140 | 1 | 30 | |
| Hexachloro-1,3-butadiene | ug/L | <382 | 5000 | 5000 | 4820 | 4910 | 96 | 98 | 60-140 | 2 | 30 | |
| Isopropylbenzene (Cumene) | ug/L | <83.2 | 5000 | 5000 | 5990 | 6160 | 120 | 123 | 60-140 | 3 | 30 | |
| m&p-Xylene | ug/L | 11600 | 10000 | 10000 | 23100 | 23500 | 115 | 119 | 60-140 | 2 | 30 | |
| Methyl-tert-butyl ether | ug/L | 1550 | 5000 | 5000 | 6850 | 6740 | 106 | 104 | 60-140 | 2 | 30 | |
| Methylene Chloride | ug/L | <488 | 5000 | 5000 | 5000 | 5030 | 100 | 101 | 60-140 | 1 | 30 | |
| n-Butylbenzene | ug/L | <122 | 5000 | 5000 | 5470 | 5730 | 109 | 115 | 60-140 | 5 | 30 | |
| n-Propylbenzene | ug/L | 116J | 5000 | 5000 | 5860 | 6090 | 115 | 119 | 60-140 | 4 | 30 | |
| Naphthalene | ug/L | 1030 | 5000 | 5000 | 5940 | 6140 | 98 | 102 | 60-140 | 3 | 30 | |
| o-Xylene | ug/L | 5580 | 5000 | 5000 | 11600 | 11500 | 120 | 119 | 60-140 | 0 | 30 | |
| sec-Butylbenzene | ug/L | <100 | 5000 | 5000 | 5480 | 5840 | 110 | 117 | 60-140 | 6 | 30 | |
| Styrene | ug/L | 82.3J | 5000 | 5000 | 5750 | 5920 | 113 | 117 | 60-140 | 3 | 30 | |
| tert-Butylbenzene | ug/L | <80.8 | 5000 | 5000 | 4760 | 4970 | 95 | 99 | 60-140 | 4 | 30 | |
| Tetrachloroethene | ug/L | <73.0 | 5000 | 5000 | 5040 | 5260 | 101 | 105 | 60-140 | 4 | 30 | |
| Toluene | ug/L | 36800 | 5000 | 5000 | 42800 | 43400 | 120 | 132 | 60-140 | 1 | 30 | |
| trans-1,2-Dichloroethene | ug/L | <99.0 | 5000 | 5000 | 5700 | 5780 | 114 | 116 | 60-140 | 1 | 30 | |
| trans-1,3-Dichloropropene | ug/L | <90.8 | 5000 | 5000 | 5310 | 5360 | 106 | 107 | 60-140 | 1 | 30 | |
| Trichloroethene | ug/L | <95.8 | 5000 | 5000 | 5790 | 5860 | 116 | 117 | 60-140 | 1 | 30 | |
| Trichlorofluoromethane | ug/L | <74.5 | 5000 | 5000 | 4050 | 4090 | 81 | 82 | 60-140 | 1 | 30 | |
| Vinyl chloride | ug/L | <96.5 | 5000 | 5000 | 5600 | 5580 | 112 | 112 | 60-140 | 0 | 30 | |
| 1,2-Dichloroethane-d4 (S) | % | | | | | | 86 | 86 | 70-130 | | | |
| 4-Bromofluorobenzene (S) | % | | | | | | 96 | 96 | 70-130 | | | |
| Toluene-d8 (S) | % | | | | | | 102 | 102 | 70-130 | | | |

**Results presented on this page are in the units indicated by the "Units" column except where an alternate unit is presented to the right of the result.**

## REPORT OF LABORATORY ANALYSIS

This report shall not be reproduced, except in full,
without the written consent of Pace Analytical Services, LLC.

Pace Analytical Services, LLC
9800 Kincey Ave. Suite 100
Huntersville, NC 28078
(704)875-9092

## QUALITY CONTROL DATA

Project: 2020-L1-2448 INCIDENT
Pace Project No.: 92580733

QC Batch: 669881
QC Batch Method: SM 6200B
Analysis Method: SM 6200B
Analysis Description: 6200B MSV
Laboratory: Pace Analytical Services - Charlotte
Associated Lab Samples: 92580733002, 92580733003

METHOD BLANK: 3507345 Matrix: Water
Associated Lab Samples: 92580733002, 92580733003

| Parameter | Units | Blank Result | Reporting Limit | MDL | Analyzed | Qualifiers |
|---|---|---|---|---|---|---|
| 1,1,1,2-Tetrachloroethane | ug/L | ND | 0.50 | 0.31 | 01/05/22 12:57 | |
| 1,1,1-Trichloroethane | ug/L | ND | 0.50 | 0.33 | 01/05/22 12:57 | |
| 1,1,2,2-Tetrachloroethane | ug/L | ND | 0.50 | 0.22 | 01/05/22 12:57 | |
| 1,1,2-Trichloroethane | ug/L | ND | 0.50 | 0.32 | 01/05/22 12:57 | |
| 1,1-Dichloroethane | ug/L | ND | 0.50 | 0.37 | 01/05/22 12:57 | |
| 1,1-Dichloroethene | ug/L | ND | 0.50 | 0.35 | 01/05/22 12:57 | |
| 1,1-Dichloropropene | ug/L | ND | 0.50 | 0.43 | 01/05/22 12:57 | |
| 1,2,3-Trichlorobenzene | ug/L | ND | 2.0 | 0.81 | 01/05/22 12:57 | |
| 1,2,3-Trichloropropane | ug/L | ND | 0.50 | 0.26 | 01/05/22 12:57 | |
| 1,2,4-Trichlorobenzene | ug/L | ND | 2.0 | 0.64 | 01/05/22 12:57 | |
| 1,2,4-Trimethylbenzene | ug/L | ND | 0.50 | 0.50 | 01/05/22 12:57 | |
| 1,2-Dibromo-3-chloropropane | ug/L | ND | 1.0 | 0.34 | 01/05/22 12:57 | |
| 1,2-Dibromoethane (EDB) | ug/L | ND | 0.50 | 0.27 | 01/05/22 12:57 | |
| 1,2-Dichlorobenzene | ug/L | ND | 0.50 | 0.34 | 01/05/22 12:57 | |
| 1,2-Dichloroethane | ug/L | ND | 0.50 | 0.32 | 01/05/22 12:57 | |
| 1,2-Dichloropropane | ug/L | ND | 0.50 | 0.36 | 01/05/22 12:57 | |
| 1,3,5-Trimethylbenzene | ug/L | ND | 0.50 | 0.33 | 01/05/22 12:57 | |
| 1,3-Dichlorobenzene | ug/L | ND | 0.50 | 0.34 | 01/05/22 12:57 | |
| 1,3-Dichloropropane | ug/L | ND | 0.50 | 0.28 | 01/05/22 12:57 | |
| 1,4-Dichlorobenzene | ug/L | ND | 0.50 | 0.33 | 01/05/22 12:57 | |
| 2,2-Dichloropropane | ug/L | ND | 0.50 | 0.39 | 01/05/22 12:57 | |
| 2-Chlorotoluene | ug/L | ND | 0.50 | 0.32 | 01/05/22 12:57 | |
| 4-Chlorotoluene | ug/L | ND | 0.50 | 0.32 | 01/05/22 12:57 | |
| Benzene | ug/L | ND | 0.50 | 0.34 | 01/05/22 12:57 | |
| Bromobenzene | ug/L | ND | 0.50 | 0.29 | 01/05/22 12:57 | |
| Bromochloromethane | ug/L | ND | 0.50 | 0.47 | 01/05/22 12:57 | |
| Bromodichloromethane | ug/L | ND | 0.50 | 0.31 | 01/05/22 12:57 | |
| Bromoform | ug/L | ND | 0.50 | 0.34 | 01/05/22 12:57 | |
| Bromomethane | ug/L | ND | 5.0 | 1.7 | 01/05/22 12:57 | |
| Carbon tetrachloride | ug/L | ND | 0.50 | 0.33 | 01/05/22 12:57 | |
| Chlorobenzene | ug/L | ND | 0.50 | 0.28 | 01/05/22 12:57 | |
| Chloroethane | ug/L | ND | 1.0 | 0.65 | 01/05/22 12:57 | |
| Chloroform | ug/L | ND | 0.50 | 0.35 | 01/05/22 12:57 | |
| Chloromethane | ug/L | ND | 1.0 | 0.54 | 01/05/22 12:57 | |
| cis-1,2-Dichloroethene | ug/L | ND | 0.50 | 0.38 | 01/05/22 12:57 | |
| cis-1,3-Dichloropropene | ug/L | ND | 0.50 | 0.36 | 01/05/22 12:57 | |
| Dibromochloromethane | ug/L | ND | 0.50 | 0.36 | 01/05/22 12:57 | |
| Dibromomethane | ug/L | ND | 0.50 | 0.39 | 01/05/22 12:57 | |
| Dichlorodifluoromethane | ug/L | ND | 0.50 | 0.35 | 01/05/22 12:57 | |
| Diisopropyl ether | ug/L | ND | 0.50 | 0.31 | 01/05/22 12:57 | |

**Results presented on this page are in the units indicated by the "Units" column except where an alternate unit is presented to the right of the result.**

## REPORT OF LABORATORY ANALYSIS

This report shall not be reproduced, except in full,
without the written consent of Pace Analytical Services, LLC.

Pace Analytical Services, LLC
9800 Kincey Ave. Suite 100
Huntersville, NC 28078
(704)875-9092

## QUALITY CONTROL DATA

Project: 2020-L1-2448 INCIDENT
Pace Project No.: 92580733

METHOD BLANK: 3507345 Matrix: Water
Associated Lab Samples: 92580733002, 92580733003

| Parameter | Units | Blank Result | Reporting Limit | MDL | Analyzed | Qualifiers |
|---|---|---|---|---|---|---|
| Ethanol | ug/L | ND | 200 | 72.2 | 01/05/22 12:57 | |
| Ethylbenzene | ug/L | ND | 0.50 | 0.30 | 01/05/22 12:57 | |
| Hexachloro-1,3-butadiene | ug/L | ND | 2.0 | 1.5 | 01/05/22 12:57 | |
| Isopropylbenzene (Cumene) | ug/L | ND | 0.50 | 0.33 | 01/05/22 12:57 | |
| m&p-Xylene | ug/L | ND | 1.0 | 0.71 | 01/05/22 12:57 | |
| Methyl-tert-butyl ether | ug/L | ND | 0.50 | 0.42 | 01/05/22 12:57 | |
| Methylene Chloride | ug/L | ND | 2.0 | 2.0 | 01/05/22 12:57 | |
| n-Butylbenzene | ug/L | ND | 0.50 | 0.49 | 01/05/22 12:57 | |
| n-Propylbenzene | ug/L | ND | 0.50 | 0.34 | 01/05/22 12:57 | |
| Naphthalene | ug/L | ND | 2.0 | 0.64 | 01/05/22 12:57 | |
| o-Xylene | ug/L | ND | 0.50 | 0.34 | 01/05/22 12:57 | |
| sec-Butylbenzene | ug/L | ND | 0.50 | 0.40 | 01/05/22 12:57 | |
| Styrene | ug/L | ND | 0.50 | 0.29 | 01/05/22 12:57 | |
| tert-Butylbenzene | ug/L | ND | 0.50 | 0.32 | 01/05/22 12:57 | |
| Tetrachloroethene | ug/L | ND | 0.50 | 0.29 | 01/05/22 12:57 | |
| Toluene | ug/L | ND | 0.50 | 0.48 | 01/05/22 12:57 | |
| trans-1,2-Dichloroethene | ug/L | ND | 0.50 | 0.40 | 01/05/22 12:57 | |
| trans-1,3-Dichloropropene | ug/L | ND | 0.50 | 0.36 | 01/05/22 12:57 | |
| Trichloroethene | ug/L | ND | 0.50 | 0.38 | 01/05/22 12:57 | |
| Trichlorofluoromethane | ug/L | ND | 1.0 | 0.30 | 01/05/22 12:57 | |
| Vinyl chloride | ug/L | ND | 1.0 | 0.39 | 01/05/22 12:57 | |
| 1,2-Dichloroethane-d4 (S) | % | 100 | 70-130 | | 01/05/22 12:57 | |
| 4-Bromofluorobenzene (S) | % | 95 | 70-130 | | 01/05/22 12:57 | |
| Toluene-d8 (S) | % | 100 | 70-130 | | 01/05/22 12:57 | |

LABORATORY CONTROL SAMPLE: 3507346

| Parameter | Units | Spike Conc. | LCS Result | LCS % Rec | % Rec Limits | Qualifiers |
|---|---|---|---|---|---|---|
| 1,1,1,2-Tetrachloroethane | ug/L | 50 | 52.3 | 105 | 60-140 | |
| 1,1,1-Trichloroethane | ug/L | 50 | 45.0 | 90 | 60-140 | |
| 1,1,2,2-Tetrachloroethane | ug/L | 50 | 52.2 | 104 | 60-140 | |
| 1,1,2-Trichloroethane | ug/L | 50 | 49.3 | 99 | 60-140 | |
| 1,1-Dichloroethane | ug/L | 50 | 45.4 | 91 | 60-140 | |
| 1,1-Dichloroethene | ug/L | 50 | 42.0 | 84 | 60-140 | |
| 1,1-Dichloropropene | ug/L | 50 | 44.6 | 89 | 60-140 | |
| 1,2,3-Trichlorobenzene | ug/L | 50 | 53.7 | 107 | 60-140 | |
| 1,2,3-Trichloropropane | ug/L | 50 | 55.0 | 110 | 60-140 | |
| 1,2,4-Trichlorobenzene | ug/L | 50 | 55.1 | 110 | 60-140 | |
| 1,2,4-Trimethylbenzene | ug/L | 50 | 51.6 | 103 | 60-140 | |
| 1,2-Dibromo-3-chloropropane | ug/L | 50 | 56.8 | 114 | 60-140 | |
| 1,2-Dibromoethane (EDB) | ug/L | 50 | 50.9 | 102 | 60-140 | |
| 1,2-Dichlorobenzene | ug/L | 50 | 49.9 | 100 | 60-140 | |
| 1,2-Dichloroethane | ug/L | 50 | 44.0 | 88 | 60-140 | |
| 1,2-Dichloropropane | ug/L | 50 | 48.7 | 97 | 60-140 | |

**Results presented on this page are in the units indicated by the "Units" column except where an alternate unit is presented to the right of the result.**

## REPORT OF LABORATORY ANALYSIS

This report shall not be reproduced, except in full,
without the written consent of Pace Analytical Services, LLC.

**Pace Analytical Services, LLC**
9800 Kincey Ave. Suite 100
Huntersville, NC 28078
(704)875-9092

## QUALITY CONTROL DATA

Project: 2020-L1-2448 INCIDENT
Pace Project No.: 92580733

LABORATORY CONTROL SAMPLE: 3507346

| Parameter | Units | Spike Conc. | LCS Result | LCS % Rec | % Rec Limits | Qualifiers |
|---|---|---|---|---|---|---|
| 1,3,5-Trimethylbenzene | ug/L | 50 | 51.1 | 102 | 60-140 | |
| 1,3-Dichlorobenzene | ug/L | 50 | 49.8 | 100 | 60-140 | |
| 1,3-Dichloropropane | ug/L | 50 | 48.7 | 97 | 60-140 | |
| 1,4-Dichlorobenzene | ug/L | 50 | 49.1 | 98 | 60-140 | |
| 2,2-Dichloropropane | ug/L | 50 | 44.8 | 90 | 60-140 | |
| 2-Chlorotoluene | ug/L | 50 | 49.9 | 100 | 60-140 | |
| 4-Chlorotoluene | ug/L | 50 | 49.5 | 99 | 60-140 | |
| Benzene | ug/L | 50 | 46.3 | 93 | 60-140 | |
| Bromobenzene | ug/L | 50 | 50.3 | 101 | 60-140 | |
| Bromochloromethane | ug/L | 50 | 50.0 | 100 | 60-140 | |
| Bromodichloromethane | ug/L | 50 | 49.4 | 99 | 60-140 | |
| Bromoform | ug/L | 50 | 59.3 | 119 | 60-140 | |
| Bromomethane | ug/L | 50 | 47.9 | 96 | 60-140 | |
| Carbon tetrachloride | ug/L | 50 | 49.8 | 100 | 60-140 | |
| Chlorobenzene | ug/L | 50 | 48.0 | 96 | 60-140 | |
| Chloroethane | ug/L | 50 | 58.6 | 117 | 60-140 | |
| Chloroform | ug/L | 50 | 44.6 | 89 | 60-140 | |
| Chloromethane | ug/L | 50 | 39.8 | 80 | 60-140 | |
| cis-1,2-Dichloroethene | ug/L | 50 | 45.9 | 92 | 60-140 | |
| cis-1,3-Dichloropropene | ug/L | 50 | 51.9 | 104 | 60-140 | |
| Dibromochloromethane | ug/L | 50 | 54.1 | 108 | 60-140 | |
| Dibromomethane | ug/L | 50 | 52.3 | 105 | 60-140 | |
| Dichlorodifluoromethane | ug/L | 50 | 49.7 | 99 | 60-140 | |
| Diisopropyl ether | ug/L | 50 | 44.4 | 89 | 60-140 | |
| Ethanol | ug/L | 2000 | 1760 | 88 | 60-140 | |
| Ethylbenzene | ug/L | 50 | 49.1 | 98 | 60-140 | |
| Hexachloro-1,3-butadiene | ug/L | 50 | 53.8 | 108 | 60-140 | |
| Isopropylbenzene (Cumene) | ug/L | 50 | 52.6 | 105 | 60-140 | |
| m&p-Xylene | ug/L | 100 | 100 | 100 | 60-140 | |
| Methyl-tert-butyl ether | ug/L | 50 | 44.8 | 90 | 60-140 | |
| Methylene Chloride | ug/L | 50 | 46.6 | 93 | 60-140 | |
| n-Butylbenzene | ug/L | 50 | 54.5 | 109 | 60-140 | |
| n-Propylbenzene | ug/L | 50 | 50.7 | 101 | 60-140 | |
| Naphthalene | ug/L | 50 | 54.3 | 109 | 60-140 | |
| o-Xylene | ug/L | 50 | 52.0 | 104 | 60-140 | |
| sec-Butylbenzene | ug/L | 50 | 51.4 | 103 | 60-140 | |
| Styrene | ug/L | 50 | 51.5 | 103 | 60-140 | |
| tert-Butylbenzene | ug/L | 50 | 42.5 | 85 | 60-140 | |
| Tetrachloroethene | ug/L | 50 | 51.1 | 102 | 60-140 | |
| Toluene | ug/L | 50 | 46.4 | 93 | 60-140 | |
| trans-1,2-Dichloroethene | ug/L | 50 | 45.6 | 91 | 60-140 | |
| trans-1,3-Dichloropropene | ug/L | 50 | 51.9 | 104 | 60-140 | |
| Trichloroethene | ug/L | 50 | 47.0 | 94 | 60-140 | |
| Trichlorofluoromethane | ug/L | 50 | 54.0 | 108 | 60-140 | |
| Vinyl chloride | ug/L | 50 | 43.9 | 88 | 60-140 | |
| 1,2-Dichloroethane-d4 (S) | % | | | 95 | 70-130 | |
| 4-Bromofluorobenzene (S) | % | | | 98 | 70-130 | |

**Results presented on this page are in the units indicated by the "Units" column except where an alternate unit is presented to the right of the result.**

## REPORT OF LABORATORY ANALYSIS

This report shall not be reproduced, except in full,
without the written consent of Pace Analytical Services, LLC.

**Pace Analytical Services, LLC**
9800 Kincey Ave. Suite 100
Huntersville, NC 28078
(704)875-9092

## QUALITY CONTROL DATA

Project: 2020-L1-2448 INCIDENT
Pace Project No.: 92580733

LABORATORY CONTROL SAMPLE: 3507346

| Parameter | Units | Spike Conc. | LCS Result | LCS % Rec | % Rec Limits | Qualifiers |
|---|---|---|---|---|---|---|
| Toluene-d8 (S) | % | | | 99 | 70-130 | |

MATRIX SPIKE & MATRIX SPIKE DUPLICATE: 3507347 3507348

| Parameter | Units | 92580901001 Result | MS Spike Conc. | MSD Spike Conc. | MS Result | MSD Result | MS % Rec | MSD % Rec | % Rec Limits | RPD | Max RPD | Qual |
|---|---|---|---|---|---|---|---|---|---|---|---|---|
| 1,1,1,2-Tetrachloroethane | ug/L | ND | 20 | 20 | 21.3 | 21.4 | 107 | 107 | 60-140 | 0 | 30 | |
| 1,1,1-Trichloroethane | ug/L | ND | 20 | 20 | 20.3 | 20.7 | 101 | 104 | 60-140 | 2 | 30 | |
| 1,1,2,2-Tetrachloroethane | ug/L | ND | 20 | 20 | 21.2 | 21.2 | 106 | 106 | 60-140 | 0 | 30 | |
| 1,1,2-Trichloroethane | ug/L | ND | 20 | 20 | 20.2 | 20.3 | 101 | 102 | 60-140 | 1 | 30 | |
| 1,1-Dichloroethane | ug/L | ND | 20 | 20 | 20.1 | 20.9 | 100 | 105 | 60-140 | 4 | 30 | |
| 1,1-Dichloroethene | ug/L | ND | 20 | 20 | 18.1 | 18.7 | 90 | 94 | 60-140 | 3 | 30 | |
| 1,1-Dichloropropene | ug/L | ND | 20 | 20 | 20.0 | 20.8 | 100 | 104 | 60-140 | 4 | 30 | |
| 1,2,3-Trichlorobenzene | ug/L | ND | 20 | 20 | 23.6 | 22.3 | 118 | 112 | 60-140 | 6 | 30 | |
| 1,2,3-Trichloropropane | ug/L | ND | 20 | 20 | 22.1 | 22.4 | 110 | 112 | 60-140 | 1 | 30 | |
| 1,2,4-Trichlorobenzene | ug/L | ND | 20 | 20 | 22.6 | 22.0 | 113 | 110 | 60-140 | 3 | 30 | |
| 1,2,4-Trimethylbenzene | ug/L | ND | 20 | 20 | 20.9 | 21.5 | 105 | 108 | 60-140 | 3 | 30 | |
| 1,2-Dibromo-3-chloropropane | ug/L | ND | 20 | 20 | 22.1 | 22.2 | 110 | 111 | 60-140 | 0 | 30 | |
| 1,2-Dibromoethane (EDB) | ug/L | ND | 20 | 20 | 20.5 | 20.8 | 103 | 104 | 60-140 | 1 | 30 | |
| 1,2-Dichlorobenzene | ug/L | ND | 20 | 20 | 20.2 | 20.7 | 101 | 104 | 60-140 | 2 | 30 | |
| 1,2-Dichloroethane | ug/L | ND | 20 | 20 | 19.2 | 19.8 | 96 | 99 | 60-140 | 3 | 30 | |
| 1,2-Dichloropropane | ug/L | ND | 20 | 20 | 20.4 | 21.4 | 102 | 107 | 60-140 | 5 | 30 | |
| 1,3,5-Trimethylbenzene | ug/L | ND | 20 | 20 | 21.0 | 21.3 | 105 | 107 | 60-140 | 2 | 30 | |
| 1,3-Dichlorobenzene | ug/L | ND | 20 | 20 | 20.2 | 20.7 | 101 | 103 | 60-140 | 2 | 30 | |
| 1,3-Dichloropropane | ug/L | ND | 20 | 20 | 20.1 | 20.5 | 101 | 103 | 60-140 | 2 | 30 | |
| 1,4-Dichlorobenzene | ug/L | ND | 20 | 20 | 20.1 | 20.5 | 101 | 102 | 60-140 | 1 | 30 | |
| 2,2-Dichloropropane | ug/L | ND | 20 | 20 | 20.0 | 20.3 | 100 | 102 | 60-140 | 1 | 30 | |
| 2-Chlorotoluene | ug/L | ND | 20 | 20 | 20.1 | 20.8 | 101 | 104 | 60-140 | 3 | 30 | |
| 4-Chlorotoluene | ug/L | ND | 20 | 20 | 20.4 | 20.4 | 102 | 102 | 60-140 | 0 | 30 | |
| Benzene | ug/L | ND | 20 | 20 | 19.8 | 20.7 | 99 | 104 | 60-140 | 5 | 30 | |
| Bromobenzene | ug/L | ND | 20 | 20 | 20.8 | 21.2 | 104 | 106 | 60-140 | 2 | 30 | |
| Bromochloromethane | ug/L | ND | 20 | 20 | 21.9 | 22.4 | 109 | 112 | 60-140 | 2 | 30 | |
| Bromodichloromethane | ug/L | ND | 20 | 20 | 19.7 | 21.0 | 99 | 105 | 60-140 | 6 | 30 | |
| Bromoform | ug/L | ND | 20 | 20 | 21.7 | 22.5 | 109 | 112 | 60-140 | 3 | 30 | |
| Bromomethane | ug/L | ND | 20 | 20 | 21.2 | 22.0 | 106 | 110 | 60-140 | 4 | 30 | |
| Carbon tetrachloride | ug/L | ND | 20 | 20 | 21.3 | 21.2 | 106 | 106 | 60-140 | 0 | 30 | |
| Chlorobenzene | ug/L | ND | 20 | 20 | 20.0 | 20.7 | 100 | 104 | 60-140 | 4 | 30 | |
| Chloroethane | ug/L | ND | 20 | 20 | 25.3 | 26.8 | 127 | 134 | 60-140 | 6 | 30 | |
| Chloroform | ug/L | ND | 20 | 20 | 18.9 | 19.6 | 95 | 98 | 60-140 | 4 | 30 | |
| Chloromethane | ug/L | ND | 20 | 20 | 19.1 | 18.9 | 95 | 95 | 60-140 | 1 | 30 | |
| cis-1,2-Dichloroethene | ug/L | ND | 20 | 20 | 20.1 | 20.5 | 101 | 102 | 60-140 | 2 | 30 | |
| cis-1,3-Dichloropropene | ug/L | ND | 20 | 20 | 20.6 | 20.9 | 103 | 104 | 60-140 | 1 | 30 | |
| Dibromochloromethane | ug/L | ND | 20 | 20 | 20.7 | 21.6 | 104 | 108 | 60-140 | 4 | 30 | |
| Dibromomethane | ug/L | ND | 20 | 20 | 21.3 | 21.2 | 107 | 106 | 60-140 | 1 | 30 | |

**Results presented on this page are in the units indicated by the "Units" column except where an alternate unit is presented to the right of the result.**

## REPORT OF LABORATORY ANALYSIS

This report shall not be reproduced, except in full,
without the written consent of Pace Analytical Services, LLC.

**Pace Analytical Services, LLC**
9800 Kincey Ave. Suite 100
Huntersville, NC 28078
(704)875-9092

## QUALITY CONTROL DATA

Project: 2020-L1-2448 INCIDENT
Pace Project No.: 92580733

MATRIX SPIKE & MATRIX SPIKE DUPLICATE: 3507347 3507348

| Parameter | Units | 92580901001 Result | MS Spike Conc. | MSD Spike Conc. | MS Result | MSD Result | MS % Rec | MSD % Rec | % Rec Limits | RPD | Max RPD | Qual |
|---|---|---|---|---|---|---|---|---|---|---|---|---|
| Dichlorodifluoromethane | ug/L | ND | 20 | 20 | 20.2 | 20.4 | 101 | 102 | 60-140 | 1 | 30 | |
| Diisopropyl ether | ug/L | ND | 20 | 20 | 19.4 | 19.9 | 97 | 100 | 60-140 | 2 | 30 | |
| Ethanol | ug/L | ND | 800 | 800 | 811 | 798 | 101 | 100 | 60-140 | 2 | 30 | |
| Ethylbenzene | ug/L | ND | 20 | 20 | 20.6 | 21.0 | 103 | 105 | 60-140 | 2 | 30 | |
| Hexachloro-1,3-butadiene | ug/L | ND | 20 | 20 | 23.3 | 23.1 | 117 | 116 | 60-140 | 1 | 30 | |
| Isopropylbenzene (Cumene) | ug/L | ND | 20 | 20 | 21.7 | 22.5 | 109 | 112 | 60-140 | 3 | 30 | |
| m&p-Xylene | ug/L | ND | 40 | 40 | 41.3 | 43.2 | 103 | 108 | 60-140 | 4 | 30 | |
| Methyl-tert-butyl ether | ug/L | ND | 20 | 20 | 19.1 | 19.5 | 95 | 98 | 60-140 | 2 | 30 | |
| Methylene Chloride | ug/L | ND | 20 | 20 | 19.9 | 20.4 | 99 | 102 | 60-140 | 3 | 30 | |
| n-Butylbenzene | ug/L | ND | 20 | 20 | 22.2 | 22.7 | 111 | 114 | 60-140 | 2 | 30 | |
| n-Propylbenzene | ug/L | ND | 20 | 20 | 20.7 | 21.2 | 103 | 106 | 60-140 | 3 | 30 | |
| Naphthalene | ug/L | ND | 20 | 20 | 23.5 | 22.1 | 117 | 111 | 60-140 | 6 | 30 | |
| o-Xylene | ug/L | ND | 20 | 20 | 21.2 | 22.1 | 106 | 110 | 60-140 | 4 | 30 | |
| sec-Butylbenzene | ug/L | ND | 20 | 20 | 21.3 | 22.0 | 107 | 110 | 60-140 | 3 | 30 | |
| Styrene | ug/L | ND | 20 | 20 | 20.9 | 21.3 | 105 | 106 | 60-140 | 2 | 30 | |
| tert-Butylbenzene | ug/L | ND | 20 | 20 | 17.6 | 18.0 | 88 | 90 | 60-140 | 3 | 30 | |
| Tetrachloroethene | ug/L | ND | 20 | 20 | 22.1 | 22.6 | 110 | 113 | 60-140 | 2 | 30 | |
| Toluene | ug/L | ND | 20 | 20 | 19.8 | 20.3 | 97 | 100 | 60-140 | 3 | 30 | |
| trans-1,2-Dichloroethene | ug/L | ND | 20 | 20 | 20.5 | 20.9 | 102 | 104 | 60-140 | 2 | 30 | |
| trans-1,3-Dichloropropene | ug/L | ND | 20 | 20 | 20.8 | 21.5 | 104 | 107 | 60-140 | 3 | 30 | |
| Trichloroethene | ug/L | ND | 20 | 20 | 20.0 | 20.2 | 100 | 101 | 60-140 | 1 | 30 | |
| Trichlorofluoromethane | ug/L | ND | 20 | 20 | 19.4 | 19.7 | 97 | 98 | 60-140 | 1 | 30 | |
| Vinyl chloride | ug/L | ND | 20 | 20 | 20.1 | 20.2 | 100 | 101 | 60-140 | 1 | 30 | |
| 1,2-Dichloroethane-d4 (S) | % | | | | | | 94 | 94 | 70-130 | | | |
| 4-Bromofluorobenzene (S) | % | | | | | | 98 | 98 | 70-130 | | | |
| Toluene-d8 (S) | % | | | | | | 99 | 98 | 70-130 | | | |

**Results presented on this page are in the units indicated by the "Units" column except where an alternate unit is presented to the right of the result.**

## REPORT OF LABORATORY ANALYSIS

This report shall not be reproduced, except in full,
without the written consent of Pace Analytical Services, LLC.

**Pace Analytical Services, LLC**
9800 Kincey Ave. Suite 100
Huntersville, NC 28078
(704)875-9092

# QUALIFIERS

Project: 2020-L1-2448 INCIDENT
Pace Project No.: 92580733

## DEFINITIONS

DF - Dilution Factor, if reported, represents the factor applied to the reported data due to dilution of the sample aliquot.

ND - Not Detected at or above adjusted reporting limit.

TNTC - Too Numerous To Count

J - Estimated concentration above the adjusted method detection limit and below the adjusted reporting limit.

MDL - Adjusted Method Detection Limit.

PQL - Practical Quantitation Limit.

RL - Reporting Limit - The lowest concentration value that meets project requirements for quantitative data with known precision and bias for a specific analyte in a specific matrix.

S - Surrogate

1,2-Diphenylhydrazine decomposes to and cannot be separated from Azobenzene using Method 8270. The result for each analyte is a combined concentration.

Consistent with EPA guidelines, unrounded data are displayed and have been used to calculate % recovery and RPD values.

LCS(D) - Laboratory Control Sample (Duplicate)

MS(D) - Matrix Spike (Duplicate)

DUP - Sample Duplicate

RPD - Relative Percent Difference

NC - Not Calculable.

SG - Silica Gel - Clean-Up

U - Indicates the compound was analyzed for, but not detected.

Acid preservation may not be appropriate for 2 Chloroethylvinyl ether.

A separate vial preserved to a pH of 4-5 is recommended in SW846 Chapter 4 for the analysis of Acrolein and Acrylonitrile by EPA Method 8260.

N-Nitrosodiphenylamine decomposes and cannot be separated from Diphenylamine using Method 8270. The result reported for each analyte is a combined concentration.

Reported results are not rounded until the final step prior to reporting. Therefore, calculated parameters that are typically reported as "Total" may vary slightly from the sum of the reported component parameters.

Pace Analytical is TNI accredited. Contact your Pace PM for the current list of accredited analytes.

TNI - The NELAC Institute.

## ANALYTE QUALIFIERS

| | |
|---|---|
| N2 | The lab does not hold NELAC/TNI accreditation for this parameter but other accreditations/certifications may apply. A complete list of accreditations/certifications is available upon request. |



This report shall not be reproduced, except in full,
without the written consent of Pace Analytical Services, LLC.

**Pace Analytical Services, LLC**
9800 Kincey Ave. Suite 100
Huntersville, NC 28078
(704)875-9092

## QUALITY CONTROL DATA CROSS REFERENCE TABLE

Project: 2020-L1-2448 INCIDENT
Pace Project No.: 92580733

| Lab ID | Sample ID | QC Batch Method | QC Batch | Analytical Method | Analytical Batch |
|---|---|---|---|---|---|
| **92580733001** | **DUP-1** | MADEP VPH | 670504 | | |
| **92580733002** | **FB-1** | MADEP VPH | 670504 | | |
| **92580733001** | **DUP-1** | EPA 3010A | 669837 | EPA 6010D | 669932 |
| **92580733002** | **FB-1** | EPA 3010A | 669837 | EPA 6010D | 669932 |
| **92580733001** | **DUP-1** | SM 6200B | 669880 | | |
| **92580733002** | **FB-1** | SM 6200B | 669881 | | |
| **92580733003** | **Trip Blank** | SM 6200B | 669881 | | |



This report shall not be reproduced, except in full,
without the written consent of Pace Analytical Services, LLC.

Pace Analytical

# CHAIN-OF-CUSTODY Analytical Request Document

Chain-of-Custody is a LEGAL DOCUMENT - Complete all relevent fields

**WO# : 92580733**

92580733

ace Workorder Number or

**USE ONLY**

Manager:

| | |
|---|---|
| Company: Apex Companies | Billing Information: |
| Address: | |
| Report To: Andrew Streets | Email To: andrew.street@apexcos-com |
| Copy To: | Site Collection Info/Address: Huntersville |
| Customer Project Name/Number: 2020-LI-2448 | State: NC County/City: Huntersville Time Zone Collected: [ ] PT [ ] MT [ ] CT [ ] ET |
| Phone: Email: | Site/Facility ID #: Compliance Monitoring? [ ] Yes [ ] No |
| Collected By (print): Matt T. | Purchase Order #: Quote #: DW PWS ID #: DW Location Code: |
| Collected By (signature): | Turnaround Date Required: ASAP Immediately Packed on Ice: [ ] Yes [ ] No |
| Sample Disposal: [ ] Dispose as appropriate [ ] Return [ ] Archive: [ ] Hold: | Rush: [ ] Same Day [ ] Next Day [ ] 2 Day [ ] 3 Day [ ] 4 Day [ ] 5 Day (Expedite Charges Apply) Field Filtered (if applicable): [ ] Yes [ ] No Analysis: |

** Preservative Types: (1) nitric acid, (2) sulfuric acid, (3) hydrochloric acid, (4) sodium hydroxide, (5) zinc acetate, (6) methanol, (7) sodium bisulfate, (8) sodium thiosulfate, (9) hexane, (A) ascorbic acid, (B) ammonium sulfate, (C) ammonium hydroxide, (D) TSP, (U) Unpreserved, (O) Other _____

* Matrix Codes (Insert in Matrix box below): Drinking Water (DW), Ground Water (GW), Wastewater (WW), Product (P), Soil/Solid (SL), Oil (OL), Wipe (WP), Air (AR), Tissue (TS), Bioassay (B), Vapor (V), Other (OT)

| Customer Sample ID | Matrix * | Comp / Grab | Collected (or Composite Start) Date | Collected (or Composite Start) Time | Composite End Date | Composite End Time | Res Cl | # of Ctns | Analyses: VOCs 6200B | MADEP VPH | Lead | Lab Sample # / Comments |
|---|---|---|---|---|---|---|---|---|---|---|---|---|
| DUP-1 | DW | G | 1-4-22 | | | | | 8 | X | X | X | 92580733 001 |
| FB-1 | DW | G | 1-4-22 | | | | | 8 | X | X | X | 002 |
| Trip Blank | OT | — | 1-4-22 | | | | | 2 | X | | | |

Lab Profile/Line:

Lab Sample Receipt Checklist:

| | | | |
|---|---|---|---|
| Custody Seals Present/Intact | Y | N | NA |
| Custody Signatures Present | Y | N | NA |
| Collector Signature Present | Y | N | NA |
| Bottles Intact | Y | N | NA |
| Correct Bottles | Y | N | NA |
| Sufficient Volume | Y | N | NA |
| Samples Received on Ice | Y | N | NA |
| VOA - Headspace Acceptable | Y | N | NA |
| USDA Regulated Soils | Y | N | NA |
| Samples in Holding Time | Y | N | NA |
| Residual Chlorine Present | Y | N | NA |
| Cl Strips: | | | |
| Sample pH Acceptable | Y | N | NA |
| pH Strips: 225194W | | | |
| Sulfide Present | Y | N | NA |
| Lead Acetate Strips: | | | |

LAB USE ONLY:
Lab Sample # / Comments:

Customer Remarks / Special Conditions / Possible Hazards:

Type of Ice Used: Wet Blue Dry None

Packing Material Used: BB

Radchem sample(s) screened (<500 cpm): Y N NA

SHORT HOLDS PRESENT (<72 hours): Y N N/A

Lab Tracking #: 2683292

Samples received via: FEDEX UPS Client Courier Pace Courier

Lab Sample Temperature Info:
Temp Blank Received: Y N NA
Therm ID#: 92TC64
Cooler 1 Temp Upon Receipt: 0.4 oC
Cooler 1 Therm Corr. Factor: 0 oC
Cooler 1 Corrected Temp: 0.4 oC
Comments:

1644 1/4/22

Trip Blank Received: Y N NA
HCl MeOH TSP Other

Non Conformance(s): YES / NO

Page: _____ of: _____

| Relinquished by/Company: (Signature) | Date/Time: | Received by/Company: (Signature) | Date/Time: |
|---|---|---|---|
| Matt T. / Apex Key | 1-4-22 / 1137 | MQuest PACE HV | 1/4/22 11:37 |
| Relinquished by/Company: (Signature) | Date/Time: | Received by/Company: (Signature) | Date/Time: |
| Relinquished by/Company: (Signature) | Date/Time: | Received by/Company: (Signature) | Date/Time: |

MTJL LAB USE ONLY

Table #:
Acctnum:
Template:
Prelogin:
PM:
PB:

| Pace Analytical® | Document Name: Bottle Identification Form (BIF) | Document Issued: November 15, 2021 Page 1 of 1 |
|---|---|---|
| | Document No.: F-CAR-CS-043-Rev.01 | Issuing Authority: Pace Carolinas Quality Office |

***Check mark top half of box if pH and/or dechlorination is verified and within the acceptance range for preservation samples.**

Exceptions: VOA, Coliform, TOC, Oil and Grease, DRO/8015 (water) DOC, LLHg

****Bottom half of box is to list number of bottles**

Project # **WO# : 92580733**

PM: AMB Due Date: 01/11/22

CLIENT: 92-APEX MOOR

| Matrix | Item# | BP4U-125 mL Plastic Unpreserved (N/A) (Cl-) | BP3U-250 mL Plastic Unpreserved (N/A) | BP2U-500 mL Plastic Unpreserved (N/A) | BP1U-1 liter Plastic Unpreserved (N/A) | BP4S-125 mL Plastic H2SO4 (pH < 2) (Cl-) | BP3N-250 mL plastic HNO3 (pH < 2) | BP4Z-125 mL Plastic ZN Acetate & NaOH (>9) | BP4B-125 mL Plastic NaOH (pH > 12) (Cl-) | WGFU-Wide-mouthed Glass jar Unpreserved | AG1U-1 liter Amber Unpreserved (N/A) (Cl-) | AG1H-1 liter Amber HCl (pH < 2) | AG3U-250 mL Amber Unpreserved (N/A) (Cl-) | AG1S-1 liter Amber H2SO4 (pH < 2) | AG3S-250 mL Amber H2SO4 (pH < 2) | AG3A(DG3A)-250 mL Amber NH4Cl (N/A)(Cl-) | DG9H-40 mL VOA HCl (N/A) | VG9T-40 mL VOA Na2S2O3 (N/A) | VG9U-40 mL VOA Unpreserved (N/A) | DG9P-40 mL VOA H3PO4 (N/A) | VOAK (3 vials per kit)-5035 kit (N/A) | V/GK (3 vials per kit)-VPH/Gas kit (N/A) | SPST-125 mL Sterile Plastic (N/A – lab) | SPPT-250 mL Sterile Plastic (N/A – lab) | | BP3A-250 mL Plastic (NH2)2SO4 (9.3-9.7) | AGOU-100 mL Amber Unpreserved vials (N/A) | VSGU-20 mL Scintillation vials (N/A) | DG9U-40 mL Amber Unpreserved vials (N/A) |
|---|---|---|---|---|---|---|---|---|---|---|---|---|---|---|---|---|---|---|---|---|---|---|---|---|---|---|---|---|---|
| | 1 | | | | | | 1 | | | | | | | | | | 7 | | | | | | | | | | | | |
| | 2 | | | | | | | | | | | | | | | | | | | | | | | | | | | | |
| | 3 | | | | | | | | | | | | | | | | | | | | | | | | | | | | |
| | 4 | | | | | | | | | | | | | | | | | | | | | | | | | | | | |
| | 5 | | | | | | | | | | | | | | | | | | | | | | | | | | | | |
| | 6 | | | | | | | | | | | | | | | | | | | | | | | | | | | | |
| | 7 | | | | | | | | | | | | | | | | | | | | | | | | | | | | |
| | 8 | | | | | | | | | | | | | | | | | | | | | | | | | | | | |
| | 9 | | | | | | | | | | | | | | | | | | | | | | | | | | | | |
| | 10 | | | | | | | | | | | | | | | | | | | | | | | | | | | | |
| | 11 | | | | | | | | | | | | | | | | | | | | | | | | | | | | |
| | 12 | | | | | | | | | | | | | | | | | | | | | | | | | | | | |

## pH Adjustment Log for Preserved Samples

| Sample ID | Type of Preservative | pH upon receipt | Date preservation adjusted | Time preservation adjusted | Amount of Preservative added | Lot # |
|---|---|---|---|---|---|---|
| | | | | | | |
| | | | | | | |
| | | | | | | |

Note: Whenever there is a discrepancy affecting North Carolina compliance samples, a copy of this form will be sent to the North Carolina DEHNR Certification Office (i.e. Out of hold, incorrect preservative, out of temp, incorrect containers.

**Pace Analytical Services, LLC**
9800 Kincey Ave. Suite 100
Huntersville, NC 28078
(704)875-9092

January 17, 2022

Andrew Street
Apex Companies - NC
5900 Northwoods Business Pkwy
Suite 5900-0
Charlotte, NC 28269

RE: Project: 2020-LI-2448 Incident
Pace Project No.: 92582043

Dear Andrew Street:

Enclosed are the analytical results for sample(s) received by the laboratory on January 11, 2022. The results relate only to the samples included in this report. Results reported herein conform to the applicable TNI/NELAC Standards and the laboratory's Quality Manual, where applicable, unless otherwise noted in the body of the report.

The test results provided in this final report were generated by each of the following laboratories within the Pace Network:

- Pace Analytical Services - Asheville
- Pace Analytical Services - Charlotte

If you have any questions concerning this report, please feel free to contact me.

Sincerely,

Angela M. Baioni

Angela Baioni
angela.baioni@pacelabs.com
(704)875-9092
Project Manager

Enclosures

cc: J Culbreath, Colonial Pipeline Company
Naomi Fretz, APEX Companies, LLC
Robert Hughes, Colonial Pipeline
Cameron Lee, Montrose-EPS
Jamie Moran, APEX Companies, LLC
Jeff Morrison, Colonial Pipeline Company
Tom Naumann, APEX Companies - NC
Joe Nicolette, Montrose-EPS
Kaitlyn Nootens, Apex Companies
Christopher Schultz, Apex Companies
Matt Teixeira, Apex Companies, LLC
Michael Verdon, Colonial Pipeline Company
JM Wyatt, Colonial Pipeline Company

**REPORT OF LABORATORY ANALYSIS**

This report shall not be reproduced, except in full,
without the written consent of Pace Analytical Services, LLC.

**Pace Analytical Services, LLC**
9800 Kincey Ave.  Suite 100
Huntersville, NC 28078
(704)875-9092

## CERTIFICATIONS

Project: 2020-LI-2448 Incident
Pace Project No.: 92582043

**Pace Analytical Services Charlotte**

South Carolina Laboratory ID: 99006
9800 Kincey Ave. Ste 100, Huntersville, NC 28078
North Carolina Drinking Water Certification #: 37706
North Carolina Field Services Certification #: 5342
North Carolina Wastewater Certification #: 12
South Carolina Laboratory ID: 99006
South Carolina Certification #: 99006001
South Carolina Drinking Water Cert. #: 99006003
Florida/NELAP Certification #: E87627
Kentucky UST Certification #: 84
Louisiana DoH Drinking Water #: LA029
Virginia/VELAP Certification #: 460221

**Pace Analytical Services Asheville**

2225 Riverside Drive, Asheville, NC  28804
Florida/NELAP Certification #: E87648
North Carolina Drinking Water Certification #: 37712
North Carolina Wastewater Certification #: 40
South Carolina Laboratory ID: 99030
South Carolina Certification #: 99030001
Virginia/VELAP Certification #: 460222



This report shall not be reproduced, except in full,
without the written consent of Pace Analytical Services, LLC.

**Pace Analytical Services, LLC**
9800 Kincey Ave. Suite 100
Huntersville, NC 28078
(704)875-9092

## SAMPLE SUMMARY

Project: 2020-LI-2448 Incident
Pace Project No.: 92582043

| Lab ID | Sample ID | Matrix | Date Collected | Date Received |
|---|---|---|---|---|
| **92582043001** | **14401_HC_RD** | Water | 01/11/22 10:40 | 01/11/22 12:40 |



This report shall not be reproduced, except in full,
without the written consent of Pace Analytical Services, LLC.

**Pace Analytical Services, LLC**
9800 Kincey Ave. Suite 100
Huntersville, NC 28078
(704)875-9092

## SAMPLE ANALYTE COUNT

Project: 2020-LI-2448 Incident
Pace Project No.: 92582043

| Lab ID | Sample ID | Method | Analysts | Analytes Reported | Laboratory |
|---|---|---|---|---|---|
| **92582043001** | **14401_HC_RD** | MADEP VPH | MAD | 6 | PASI-C |
| | | EPA 6010D | CBV | 1 | PASI-A |
| | | SM 6200B | SAS | 64 | PASI-C |

PASI-A = Pace Analytical Services - Asheville
PASI-C = Pace Analytical Services - Charlotte



This report shall not be reproduced, except in full,
without the written consent of Pace Analytical Services, LLC.

**Pace Analytical Services, LLC**
9800 Kincey Ave. Suite 100
Huntersville, NC 28078
(704)875-9092

## ANALYTICAL RESULTS

Project: 2020-LI-2448 Incident
Pace Project No.: 92582043

**Sample: 14401_HC_RD** **Lab ID: 92582043001** Collected: 01/11/22 10:40 Received: 01/11/22 12:40 Matrix: Water

| Parameters | Results | Units | Report Limit | MDL | DF | Prepared | Analyzed | CAS No. | Qual |
|---|---|---|---|---|---|---|---|---|---|
| **VPH NC Water** | Analytical Method: MADEP VPH<br>Pace Analytical Services - Charlotte | | | | | | | | |
| Total VPH (C5-C12) | ND | ug/L | 50.0 | 50.0 | 1 | | 01/12/22 15:38 | | N2 |
| Aliphatic (C05-C08) | ND | ug/L | 50.0 | 50.0 | 1 | | 01/12/22 15:38 | | N2 |
| Aliphatic(C09-C12) Adjusted | ND | ug/L | 50.0 | 50.0 | 1 | | 01/12/22 15:38 | | N2 |
| Aromatic (C09-C10) | ND | ug/L | 50.0 | 50.0 | 1 | | 01/12/22 15:38 | | N2 |
| ***Surrogates*** | | | | | | | | | |
| 4-Bromofluorobenzene (FID) (S) | 98 | % | 70-130 | | 1 | | 01/12/22 15:38 | 460-00-4 | |
| 4-Bromofluorobenzene (PID) (S) | 76 | % | 70-130 | | 1 | | 01/12/22 15:38 | 460-00-4 | |
| **6010 MET ICP** | Analytical Method: EPA 6010D Preparation Method: EPA 3010A<br>Pace Analytical Services - Asheville | | | | | | | | |
| Lead | ND | ug/L | 5.0 | 4.5 | 1 | 01/12/22 16:17 | 01/13/22 17:54 | 7439-92-1 | |
| **6200B MSV** | Analytical Method: SM 6200B<br>Pace Analytical Services - Charlotte | | | | | | | | |
| Benzene | ND | ug/L | 0.50 | 0.34 | 1 | | 01/12/22 15:00 | 71-43-2 | |
| Bromobenzene | ND | ug/L | 0.50 | 0.29 | 1 | | 01/12/22 15:00 | 108-86-1 | |
| Bromochloromethane | ND | ug/L | 0.50 | 0.47 | 1 | | 01/12/22 15:00 | 74-97-5 | |
| Bromodichloromethane | ND | ug/L | 0.50 | 0.31 | 1 | | 01/12/22 15:00 | 75-27-4 | |
| Bromoform | ND | ug/L | 0.50 | 0.34 | 1 | | 01/12/22 15:00 | 75-25-2 | |
| Bromomethane | ND | ug/L | 5.0 | 1.7 | 1 | | 01/12/22 15:00 | 74-83-9 | |
| n-Butylbenzene | ND | ug/L | 0.50 | 0.49 | 1 | | 01/12/22 15:00 | 104-51-8 | |
| sec-Butylbenzene | ND | ug/L | 0.50 | 0.40 | 1 | | 01/12/22 15:00 | 135-98-8 | |
| tert-Butylbenzene | ND | ug/L | 0.50 | 0.32 | 1 | | 01/12/22 15:00 | 98-06-6 | |
| Carbon tetrachloride | ND | ug/L | 0.50 | 0.33 | 1 | | 01/12/22 15:00 | 56-23-5 | |
| Chlorobenzene | ND | ug/L | 0.50 | 0.28 | 1 | | 01/12/22 15:00 | 108-90-7 | |
| Chloroethane | ND | ug/L | 1.0 | 0.65 | 1 | | 01/12/22 15:00 | 75-00-3 | |
| Chloroform | ND | ug/L | 0.50 | 0.35 | 1 | | 01/12/22 15:00 | 67-66-3 | |
| Chloromethane | ND | ug/L | 1.0 | 0.54 | 1 | | 01/12/22 15:00 | 74-87-3 | |
| 2-Chlorotoluene | ND | ug/L | 0.50 | 0.32 | 1 | | 01/12/22 15:00 | 95-49-8 | |
| 4-Chlorotoluene | ND | ug/L | 0.50 | 0.32 | 1 | | 01/12/22 15:00 | 106-43-4 | |
| 1,2-Dibromo-3-chloropropane | ND | ug/L | 1.0 | 0.34 | 1 | | 01/12/22 15:00 | 96-12-8 | |
| Dibromochloromethane | ND | ug/L | 0.50 | 0.36 | 1 | | 01/12/22 15:00 | 124-48-1 | |
| 1,2-Dibromoethane (EDB) | ND | ug/L | 0.50 | 0.27 | 1 | | 01/12/22 15:00 | 106-93-4 | |
| Dibromomethane | ND | ug/L | 0.50 | 0.39 | 1 | | 01/12/22 15:00 | 74-95-3 | |
| 1,2-Dichlorobenzene | ND | ug/L | 0.50 | 0.34 | 1 | | 01/12/22 15:00 | 95-50-1 | |
| 1,3-Dichlorobenzene | ND | ug/L | 0.50 | 0.34 | 1 | | 01/12/22 15:00 | 541-73-1 | |
| 1,4-Dichlorobenzene | ND | ug/L | 0.50 | 0.33 | 1 | | 01/12/22 15:00 | 106-46-7 | |
| Dichlorodifluoromethane | ND | ug/L | 0.50 | 0.35 | 1 | | 01/12/22 15:00 | 75-71-8 | |
| 1,1-Dichloroethane | ND | ug/L | 0.50 | 0.37 | 1 | | 01/12/22 15:00 | 75-34-3 | |
| 1,2-Dichloroethane | ND | ug/L | 0.50 | 0.32 | 1 | | 01/12/22 15:00 | 107-06-2 | |
| 1,1-Dichloroethene | ND | ug/L | 0.50 | 0.35 | 1 | | 01/12/22 15:00 | 75-35-4 | |
| cis-1,2-Dichloroethene | ND | ug/L | 0.50 | 0.38 | 1 | | 01/12/22 15:00 | 156-59-2 | |
| trans-1,2-Dichloroethene | ND | ug/L | 0.50 | 0.40 | 1 | | 01/12/22 15:00 | 156-60-5 | |
| 1,2-Dichloropropane | ND | ug/L | 0.50 | 0.36 | 1 | | 01/12/22 15:00 | 78-87-5 | |
| 1,3-Dichloropropane | ND | ug/L | 0.50 | 0.28 | 1 | | 01/12/22 15:00 | 142-28-9 | |

## REPORT OF LABORATORY ANALYSIS

This report shall not be reproduced, except in full,
without the written consent of Pace Analytical Services, LLC.

**Pace Analytical Services, LLC**
9800 Kincey Ave. Suite 100
Huntersville, NC 28078
(704)875-9092

## ANALYTICAL RESULTS

Project: 2020-LI-2448 Incident
Pace Project No.: 92582043

**Sample: 14401_HC_RD** **Lab ID: 92582043001** Collected: 01/11/22 10:40 Received: 01/11/22 12:40 Matrix: Water

| Parameters | Results | Units | Report Limit | MDL | DF | Prepared | Analyzed | CAS No. | Qual |
|---|---|---|---|---|---|---|---|---|---|
| **6200B MSV** | Analytical Method: SM 6200B<br>Pace Analytical Services - Charlotte | | | | | | | | |
| 2,2-Dichloropropane | ND | ug/L | 0.50 | 0.39 | 1 | | 01/12/22 15:00 | 594-20-7 | |
| 1,1-Dichloropropene | ND | ug/L | 0.50 | 0.43 | 1 | | 01/12/22 15:00 | 563-58-6 | |
| cis-1,3-Dichloropropene | ND | ug/L | 0.50 | 0.36 | 1 | | 01/12/22 15:00 | 10061-01-5 | |
| trans-1,3-Dichloropropene | ND | ug/L | 0.50 | 0.36 | 1 | | 01/12/22 15:00 | 10061-02-6 | |
| Diisopropyl ether | ND | ug/L | 0.50 | 0.31 | 1 | | 01/12/22 15:00 | 108-20-3 | |
| Ethanol | ND | ug/L | 200 | 72.2 | 1 | | 01/12/22 15:00 | 64-17-5 | |
| Ethylbenzene | ND | ug/L | 0.50 | 0.30 | 1 | | 01/12/22 15:00 | 100-41-4 | |
| Hexachloro-1,3-butadiene | ND | ug/L | 2.0 | 1.5 | 1 | | 01/12/22 15:00 | 87-68-3 | |
| Isopropylbenzene (Cumene) | ND | ug/L | 0.50 | 0.33 | 1 | | 01/12/22 15:00 | 98-82-8 | |
| Methylene Chloride | ND | ug/L | 2.0 | 2.0 | 1 | | 01/12/22 15:00 | 75-09-2 | |
| Methyl-tert-butyl ether | ND | ug/L | 0.50 | 0.42 | 1 | | 01/12/22 15:00 | 1634-04-4 | |
| Naphthalene | ND | ug/L | 2.0 | 0.64 | 1 | | 01/12/22 15:00 | 91-20-3 | |
| n-Propylbenzene | ND | ug/L | 0.50 | 0.34 | 1 | | 01/12/22 15:00 | 103-65-1 | |
| Styrene | ND | ug/L | 0.50 | 0.29 | 1 | | 01/12/22 15:00 | 100-42-5 | |
| 1,1,1,2-Tetrachloroethane | ND | ug/L | 0.50 | 0.31 | 1 | | 01/12/22 15:00 | 630-20-6 | |
| 1,1,2,2-Tetrachloroethane | ND | ug/L | 0.50 | 0.22 | 1 | | 01/12/22 15:00 | 79-34-5 | |
| Tetrachloroethene | ND | ug/L | 0.50 | 0.29 | 1 | | 01/12/22 15:00 | 127-18-4 | |
| Toluene | ND | ug/L | 0.50 | 0.48 | 1 | | 01/12/22 15:00 | 108-88-3 | |
| 1,2,3-Trichlorobenzene | ND | ug/L | 2.0 | 0.81 | 1 | | 01/12/22 15:00 | 87-61-6 | |
| 1,2,4-Trichlorobenzene | ND | ug/L | 2.0 | 0.64 | 1 | | 01/12/22 15:00 | 120-82-1 | |
| 1,1,1-Trichloroethane | ND | ug/L | 0.50 | 0.33 | 1 | | 01/12/22 15:00 | 71-55-6 | |
| 1,1,2-Trichloroethane | ND | ug/L | 0.50 | 0.32 | 1 | | 01/12/22 15:00 | 79-00-5 | |
| Trichloroethene | ND | ug/L | 0.50 | 0.38 | 1 | | 01/12/22 15:00 | 79-01-6 | |
| Trichlorofluoromethane | ND | ug/L | 1.0 | 0.30 | 1 | | 01/12/22 15:00 | 75-69-4 | |
| 1,2,3-Trichloropropane | ND | ug/L | 0.50 | 0.26 | 1 | | 01/12/22 15:00 | 96-18-4 | |
| 1,2,4-Trimethylbenzene | ND | ug/L | 0.50 | 0.50 | 1 | | 01/12/22 15:00 | 95-63-6 | |
| 1,3,5-Trimethylbenzene | ND | ug/L | 0.50 | 0.33 | 1 | | 01/12/22 15:00 | 108-67-8 | |
| Vinyl chloride | ND | ug/L | 1.0 | 0.39 | 1 | | 01/12/22 15:00 | 75-01-4 | |
| m&p-Xylene | ND | ug/L | 1.0 | 0.71 | 1 | | 01/12/22 15:00 | 179601-23-1 | |
| o-Xylene | ND | ug/L | 0.50 | 0.34 | 1 | | 01/12/22 15:00 | 95-47-6 | |
| ***Surrogates*** | | | | | | | | | |
| 1,2-Dichloroethane-d4 (S) | 89 | % | 70-130 | | 1 | | 01/12/22 15:00 | 17060-07-0 | |
| 4-Bromofluorobenzene (S) | 94 | % | 70-130 | | 1 | | 01/12/22 15:00 | 460-00-4 | |
| Toluene-d8 (S) | 103 | % | 70-130 | | 1 | | 01/12/22 15:00 | 2037-26-5 | |

## REPORT OF LABORATORY ANALYSIS

This report shall not be reproduced, except in full,
without the written consent of Pace Analytical Services, LLC.

**Pace Analytical Services, LLC**
9800 Kincey Ave. Suite 100
Huntersville, NC 28078
(704)875-9092

## QUALITY CONTROL DATA

Project: 2020-LI-2448 Incident
Pace Project No.: 92582043

QC Batch: 671335
QC Batch Method: MADEP VPH
Analysis Method: MADEP VPH
Analysis Description: VPH NC Water
Laboratory: Pace Analytical Services - Charlotte
Associated Lab Samples: 92582043001

METHOD BLANK: 3514828 Matrix: Water
Associated Lab Samples: 92582043001

| Parameter | Units | Blank Result | Reporting Limit | MDL | Analyzed | Qualifiers |
|---|---|---|---|---|---|---|
| Aliphatic (C05-C08) | ug/L | ND | 50.0 | 50.0 | 01/12/22 15:09 | N2 |
| Aromatic (C09-C10) | ug/L | ND | 50.0 | 50.0 | 01/12/22 15:09 | N2 |
| 4-Bromofluorobenzene (FID) (S) | % | 97 | 70-130 | | 01/12/22 15:09 | |
| 4-Bromofluorobenzene (PID) (S) | % | 77 | 70-130 | | 01/12/22 15:09 | |

LABORATORY CONTROL SAMPLE & LCSD: 3514829 3514830

| Parameter | Units | Spike Conc. | LCS Result | LCSD Result | LCS % Rec | LCSD % Rec | % Rec Limits | RPD | Max RPD | Qualifiers |
|---|---|---|---|---|---|---|---|---|---|---|
| Aliphatic (C05-C08) | ug/L | 300 | 307 | 307 | 102 | 102 | 70-130 | 0 | 25 | N2 |
| Aromatic (C09-C10) | ug/L | 100 | 89.7 | 88.3 | 90 | 88 | 70-130 | 2 | 25 | N2 |
| 4-Bromofluorobenzene (FID) (S) | % | | | | 102 | 103 | 70-130 | | | |
| 4-Bromofluorobenzene (PID) (S) | % | | | | 77 | 78 | 70-130 | | | |

**Results presented on this page are in the units indicated by the "Units" column except where an alternate unit is presented to the right of the result.**

## REPORT OF LABORATORY ANALYSIS

This report shall not be reproduced, except in full,
without the written consent of Pace Analytical Services, LLC.

**Pace Analytical Services, LLC**
9800 Kincey Ave. Suite 100
Huntersville, NC 28078
(704)875-9092

## QUALITY CONTROL DATA

Project: 2020-LI-2448 Incident
Pace Project No.: 92582043

QC Batch: 671291
QC Batch Method: EPA 3010A
Analysis Method: EPA 6010D
Analysis Description: 6010 MET
Laboratory: Pace Analytical Services - Asheville
Associated Lab Samples: 92582043001

METHOD BLANK: 3514615 Matrix: Water
Associated Lab Samples: 92582043001

| Parameter | Units | Blank Result | Reporting Limit | MDL | Analyzed | Qualifiers |
|---|---|---|---|---|---|---|
| Lead | ug/L | ND | 5.0 | 4.5 | 01/13/22 17:29 | |

LABORATORY CONTROL SAMPLE: 3514616

| Parameter | Units | Spike Conc. | LCS Result | LCS % Rec | % Rec Limits | Qualifiers |
|---|---|---|---|---|---|---|
| Lead | ug/L | 500 | 498 | 100 | 80-120 | |

MATRIX SPIKE & MATRIX SPIKE DUPLICATE: 3514617 3514618

| Parameter | Units | 92579766001 Result | MS Spike Conc. | MSD Spike Conc. | MS Result | MSD Result | MS % Rec | MSD % Rec | % Rec Limits | RPD | Max RPD | Qual |
|---|---|---|---|---|---|---|---|---|---|---|---|---|
| Lead | ug/L | ND | 500 | 500 | 520 | 509 | 104 | 102 | 75-125 | 2 | 20 | |

**Results presented on this page are in the units indicated by the "Units" column except where an alternate unit is presented to the right of the result.**

## REPORT OF LABORATORY ANALYSIS

This report shall not be reproduced, except in full,
without the written consent of Pace Analytical Services, LLC.

Pace Analytical Services, LLC
9800 Kincey Ave. Suite 100
Huntersville, NC 28078
(704)875-9092

## QUALITY CONTROL DATA

Project: 2020-LI-2448 Incident
Pace Project No.: 92582043

QC Batch: 671252
QC Batch Method: SM 6200B
Analysis Method: SM 6200B
Analysis Description: 6200B MSV
Laboratory: Pace Analytical Services - Charlotte

Associated Lab Samples: 92582043001

METHOD BLANK: 3514443 Matrix: Water
Associated Lab Samples: 92582043001

| Parameter | Units | Blank Result | Reporting Limit | MDL | Analyzed | Qualifiers |
|---|---|---|---|---|---|---|
| 1,1,1,2-Tetrachloroethane | ug/L | ND | 0.50 | 0.31 | 01/12/22 13:12 | |
| 1,1,1-Trichloroethane | ug/L | ND | 0.50 | 0.33 | 01/12/22 13:12 | |
| 1,1,2,2-Tetrachloroethane | ug/L | ND | 0.50 | 0.22 | 01/12/22 13:12 | |
| 1,1,2-Trichloroethane | ug/L | ND | 0.50 | 0.32 | 01/12/22 13:12 | |
| 1,1-Dichloroethane | ug/L | ND | 0.50 | 0.37 | 01/12/22 13:12 | |
| 1,1-Dichloroethene | ug/L | ND | 0.50 | 0.35 | 01/12/22 13:12 | |
| 1,1-Dichloropropene | ug/L | ND | 0.50 | 0.43 | 01/12/22 13:12 | |
| 1,2,3-Trichlorobenzene | ug/L | ND | 2.0 | 0.81 | 01/12/22 13:12 | |
| 1,2,3-Trichloropropane | ug/L | ND | 0.50 | 0.26 | 01/12/22 13:12 | |
| 1,2,4-Trichlorobenzene | ug/L | ND | 2.0 | 0.64 | 01/12/22 13:12 | |
| 1,2,4-Trimethylbenzene | ug/L | ND | 0.50 | 0.50 | 01/12/22 13:12 | |
| 1,2-Dibromo-3-chloropropane | ug/L | ND | 1.0 | 0.34 | 01/12/22 13:12 | |
| 1,2-Dibromoethane (EDB) | ug/L | ND | 0.50 | 0.27 | 01/12/22 13:12 | |
| 1,2-Dichlorobenzene | ug/L | ND | 0.50 | 0.34 | 01/12/22 13:12 | |
| 1,2-Dichloroethane | ug/L | ND | 0.50 | 0.32 | 01/12/22 13:12 | |
| 1,2-Dichloropropane | ug/L | ND | 0.50 | 0.36 | 01/12/22 13:12 | |
| 1,3,5-Trimethylbenzene | ug/L | ND | 0.50 | 0.33 | 01/12/22 13:12 | |
| 1,3-Dichlorobenzene | ug/L | ND | 0.50 | 0.34 | 01/12/22 13:12 | |
| 1,3-Dichloropropane | ug/L | ND | 0.50 | 0.28 | 01/12/22 13:12 | |
| 1,4-Dichlorobenzene | ug/L | ND | 0.50 | 0.33 | 01/12/22 13:12 | |
| 2,2-Dichloropropane | ug/L | ND | 0.50 | 0.39 | 01/12/22 13:12 | |
| 2-Chlorotoluene | ug/L | ND | 0.50 | 0.32 | 01/12/22 13:12 | |
| 4-Chlorotoluene | ug/L | ND | 0.50 | 0.32 | 01/12/22 13:12 | |
| Benzene | ug/L | ND | 0.50 | 0.34 | 01/12/22 13:12 | |
| Bromobenzene | ug/L | ND | 0.50 | 0.29 | 01/12/22 13:12 | |
| Bromochloromethane | ug/L | ND | 0.50 | 0.47 | 01/12/22 13:12 | |
| Bromodichloromethane | ug/L | ND | 0.50 | 0.31 | 01/12/22 13:12 | |
| Bromoform | ug/L | ND | 0.50 | 0.34 | 01/12/22 13:12 | |
| Bromomethane | ug/L | ND | 5.0 | 1.7 | 01/12/22 13:12 | |
| Carbon tetrachloride | ug/L | ND | 0.50 | 0.33 | 01/12/22 13:12 | |
| Chlorobenzene | ug/L | ND | 0.50 | 0.28 | 01/12/22 13:12 | |
| Chloroethane | ug/L | ND | 1.0 | 0.65 | 01/12/22 13:12 | |
| Chloroform | ug/L | ND | 0.50 | 0.35 | 01/12/22 13:12 | |
| Chloromethane | ug/L | ND | 1.0 | 0.54 | 01/12/22 13:12 | |
| cis-1,2-Dichloroethene | ug/L | ND | 0.50 | 0.38 | 01/12/22 13:12 | |
| cis-1,3-Dichloropropene | ug/L | ND | 0.50 | 0.36 | 01/12/22 13:12 | |
| Dibromochloromethane | ug/L | ND | 0.50 | 0.36 | 01/12/22 13:12 | |
| Dibromomethane | ug/L | ND | 0.50 | 0.39 | 01/12/22 13:12 | |
| Dichlorodifluoromethane | ug/L | ND | 0.50 | 0.35 | 01/12/22 13:12 | |
| Diisopropyl ether | ug/L | ND | 0.50 | 0.31 | 01/12/22 13:12 | |

**Results presented on this page are in the units indicated by the "Units" column except where an alternate unit is presented to the right of the result.**

## REPORT OF LABORATORY ANALYSIS

This report shall not be reproduced, except in full,
without the written consent of Pace Analytical Services, LLC.

Pace Analytical Services, LLC
9800 Kincey Ave. Suite 100
Huntersville, NC 28078
(704)875-9092

## QUALITY CONTROL DATA

Project: 2020-LI-2448 Incident
Pace Project No.: 92582043

METHOD BLANK: 3514443 Matrix: Water
Associated Lab Samples: 92582043001

| Parameter | Units | Blank Result | Reporting Limit | MDL | Analyzed | Qualifiers |
|---|---|---|---|---|---|---|
| Ethanol | ug/L | ND | 200 | 72.2 | 01/12/22 13:12 | |
| Ethylbenzene | ug/L | ND | 0.50 | 0.30 | 01/12/22 13:12 | |
| Hexachloro-1,3-butadiene | ug/L | ND | 2.0 | 1.5 | 01/12/22 13:12 | |
| Isopropylbenzene (Cumene) | ug/L | ND | 0.50 | 0.33 | 01/12/22 13:12 | |
| m&p-Xylene | ug/L | ND | 1.0 | 0.71 | 01/12/22 13:12 | |
| Methyl-tert-butyl ether | ug/L | ND | 0.50 | 0.42 | 01/12/22 13:12 | |
| Methylene Chloride | ug/L | ND | 2.0 | 2.0 | 01/12/22 13:12 | |
| n-Butylbenzene | ug/L | ND | 0.50 | 0.49 | 01/12/22 13:12 | |
| n-Propylbenzene | ug/L | ND | 0.50 | 0.34 | 01/12/22 13:12 | |
| Naphthalene | ug/L | ND | 2.0 | 0.64 | 01/12/22 13:12 | |
| o-Xylene | ug/L | ND | 0.50 | 0.34 | 01/12/22 13:12 | |
| sec-Butylbenzene | ug/L | ND | 0.50 | 0.40 | 01/12/22 13:12 | |
| Styrene | ug/L | ND | 0.50 | 0.29 | 01/12/22 13:12 | |
| tert-Butylbenzene | ug/L | ND | 0.50 | 0.32 | 01/12/22 13:12 | |
| Tetrachloroethene | ug/L | ND | 0.50 | 0.29 | 01/12/22 13:12 | |
| Toluene | ug/L | ND | 0.50 | 0.48 | 01/12/22 13:12 | |
| trans-1,2-Dichloroethene | ug/L | ND | 0.50 | 0.40 | 01/12/22 13:12 | |
| trans-1,3-Dichloropropene | ug/L | ND | 0.50 | 0.36 | 01/12/22 13:12 | |
| Trichloroethene | ug/L | ND | 0.50 | 0.38 | 01/12/22 13:12 | |
| Trichlorofluoromethane | ug/L | ND | 1.0 | 0.30 | 01/12/22 13:12 | |
| Vinyl chloride | ug/L | ND | 1.0 | 0.39 | 01/12/22 13:12 | |
| 1,2-Dichloroethane-d4 (S) | % | 85 | 70-130 | | 01/12/22 13:12 | |
| 4-Bromofluorobenzene (S) | % | 95 | 70-130 | | 01/12/22 13:12 | |
| Toluene-d8 (S) | % | 104 | 70-130 | | 01/12/22 13:12 | |

LABORATORY CONTROL SAMPLE: 3514444

| Parameter | Units | Spike Conc. | LCS Result | LCS % Rec | % Rec Limits | Qualifiers |
|---|---|---|---|---|---|---|
| 1,1,1,2-Tetrachloroethane | ug/L | 50 | 46.4 | 93 | 60-140 | |
| 1,1,1-Trichloroethane | ug/L | 50 | 43.1 | 86 | 60-140 | |
| 1,1,2,2-Tetrachloroethane | ug/L | 50 | 47.4 | 95 | 60-140 | |
| 1,1,2-Trichloroethane | ug/L | 50 | 53.8 | 108 | 60-140 | |
| 1,1-Dichloroethane | ug/L | 50 | 49.4 | 99 | 60-140 | |
| 1,1-Dichloroethene | ug/L | 50 | 48.3 | 97 | 60-140 | |
| 1,1-Dichloropropene | ug/L | 50 | 46.8 | 94 | 60-140 | |
| 1,2,3-Trichlorobenzene | ug/L | 50 | 46.4 | 93 | 60-140 | |
| 1,2,3-Trichloropropane | ug/L | 50 | 41.8 | 84 | 60-140 | |
| 1,2,4-Trichlorobenzene | ug/L | 50 | 50.3 | 101 | 60-140 | |
| 1,2,4-Trimethylbenzene | ug/L | 50 | 50.1 | 100 | 60-140 | |
| 1,2-Dibromo-3-chloropropane | ug/L | 50 | 41.7 | 83 | 60-140 | |
| 1,2-Dibromoethane (EDB) | ug/L | 50 | 48.1 | 96 | 60-140 | |
| 1,2-Dichlorobenzene | ug/L | 50 | 50.3 | 101 | 60-140 | |
| 1,2-Dichloroethane | ug/L | 50 | 42.0 | 84 | 60-140 | |
| 1,2-Dichloropropane | ug/L | 50 | 50.3 | 101 | 60-140 | |

**Results presented on this page are in the units indicated by the "Units" column except where an alternate unit is presented to the right of the result.**

## REPORT OF LABORATORY ANALYSIS

This report shall not be reproduced, except in full,
without the written consent of Pace Analytical Services, LLC.

**Pace Analytical Services, LLC**
9800 Kincey Ave. Suite 100
Huntersville, NC 28078
(704)875-9092

## QUALITY CONTROL DATA

Project: 2020-LI-2448 Incident
Pace Project No.: 92582043

LABORATORY CONTROL SAMPLE: 3514444

| Parameter | Units | Spike Conc. | LCS Result | LCS % Rec | % Rec Limits | Qualifiers |
|---|---|---|---|---|---|---|
| 1,3,5-Trimethylbenzene | ug/L | 50 | 50.9 | 102 | 60-140 | |
| 1,3-Dichlorobenzene | ug/L | 50 | 49.7 | 99 | 60-140 | |
| 1,3-Dichloropropane | ug/L | 50 | 47.8 | 96 | 60-140 | |
| 1,4-Dichlorobenzene | ug/L | 50 | 49.3 | 99 | 60-140 | |
| 2,2-Dichloropropane | ug/L | 50 | 47.6 | 95 | 60-140 | |
| 2-Chlorotoluene | ug/L | 50 | 49.6 | 99 | 60-140 | |
| 4-Chlorotoluene | ug/L | 50 | 48.0 | 96 | 60-140 | |
| Benzene | ug/L | 50 | 51.9 | 104 | 60-140 | |
| Bromobenzene | ug/L | 50 | 49.3 | 99 | 60-140 | |
| Bromochloromethane | ug/L | 50 | 53.7 | 107 | 60-140 | |
| Bromodichloromethane | ug/L | 50 | 47.7 | 95 | 60-140 | |
| Bromoform | ug/L | 50 | 47.7 | 95 | 60-140 | |
| Bromomethane | ug/L | 50 | 50.5 | 101 | 60-140 | |
| Carbon tetrachloride | ug/L | 50 | 41.9 | 84 | 60-140 | |
| Chlorobenzene | ug/L | 50 | 51.1 | 102 | 60-140 | |
| Chloroethane | ug/L | 50 | 45.3 | 91 | 60-140 | |
| Chloroform | ug/L | 50 | 48.8 | 98 | 60-140 | |
| Chloromethane | ug/L | 50 | 44.6 | 89 | 60-140 | |
| cis-1,2-Dichloroethene | ug/L | 50 | 46.0 | 92 | 60-140 | |
| cis-1,3-Dichloropropene | ug/L | 50 | 49.1 | 98 | 60-140 | |
| Dibromochloromethane | ug/L | 50 | 49.4 | 99 | 60-140 | |
| Dibromomethane | ug/L | 50 | 53.1 | 106 | 60-140 | |
| Dichlorodifluoromethane | ug/L | 50 | 38.7 | 77 | 60-140 | |
| Diisopropyl ether | ug/L | 50 | 44.5 | 89 | 60-140 | |
| Ethanol | ug/L | 2000 | 1530 | 77 | 60-140 | |
| Ethylbenzene | ug/L | 50 | 50.0 | 100 | 60-140 | |
| Hexachloro-1,3-butadiene | ug/L | 50 | 43.1 | 86 | 60-140 | |
| Isopropylbenzene (Cumene) | ug/L | 50 | 52.4 | 105 | 60-140 | |
| m&p-Xylene | ug/L | 100 | 101 | 101 | 60-140 | |
| Methyl-tert-butyl ether | ug/L | 50 | 48.1 | 96 | 60-140 | |
| Methylene Chloride | ug/L | 50 | 47.1 | 94 | 60-140 | |
| n-Butylbenzene | ug/L | 50 | 49.4 | 99 | 60-140 | |
| n-Propylbenzene | ug/L | 50 | 49.9 | 100 | 60-140 | |
| Naphthalene | ug/L | 50 | 43.5 | 87 | 60-140 | |
| o-Xylene | ug/L | 50 | 51.6 | 103 | 60-140 | |
| sec-Butylbenzene | ug/L | 50 | 49.4 | 99 | 60-140 | |
| Styrene | ug/L | 50 | 50.7 | 101 | 60-140 | |
| tert-Butylbenzene | ug/L | 50 | 41.8 | 84 | 60-140 | |
| Tetrachloroethene | ug/L | 50 | 45.3 | 91 | 60-140 | |
| Toluene | ug/L | 50 | 53.2 | 106 | 60-140 | |
| trans-1,2-Dichloroethene | ug/L | 50 | 49.9 | 100 | 60-140 | |
| trans-1,3-Dichloropropene | ug/L | 50 | 50.0 | 100 | 60-140 | |
| Trichloroethene | ug/L | 50 | 51.2 | 102 | 60-140 | |
| Trichlorofluoromethane | ug/L | 50 | 39.6 | 79 | 60-140 | |
| Vinyl chloride | ug/L | 50 | 50.5 | 101 | 60-140 | |
| 1,2-Dichloroethane-d4 (S) | % | | | 87 | 70-130 | |
| 4-Bromofluorobenzene (S) | % | | | 97 | 70-130 | |

**Results presented on this page are in the units indicated by the "Units" column except where an alternate unit is presented to the right of the result.**

## REPORT OF LABORATORY ANALYSIS

This report shall not be reproduced, except in full,
without the written consent of Pace Analytical Services, LLC.

**Pace Analytical Services, LLC**
9800 Kincey Ave. Suite 100
Huntersville, NC 28078
(704)875-9092

## QUALITY CONTROL DATA

Project: 2020-LI-2448 Incident
Pace Project No.: 92582043

LABORATORY CONTROL SAMPLE: 3514444

| Parameter | Units | Spike Conc. | LCS Result | LCS % Rec | % Rec Limits | Qualifiers |
|---|---|---|---|---|---|---|
| Toluene-d8 (S) | % | | | 101 | 70-130 | |

MATRIX SPIKE & MATRIX SPIKE DUPLICATE: 3514445 3514446

| Parameter | Units | 92581670004 Result | MS Spike Conc. | MSD Spike Conc. | MS Result | MSD Result | MS % Rec | MSD % Rec | % Rec Limits | RPD | Max RPD | Qual |
|---|---|---|---|---|---|---|---|---|---|---|---|---|
| 1,1,1,2-Tetrachloroethane | ug/L | ND | 500 | 500 | 522 | 531 | 104 | 106 | 60-140 | 2 | 30 | |
| 1,1,1-Trichloroethane | ug/L | ND | 500 | 500 | 531 | 521 | 106 | 104 | 60-140 | 2 | 30 | |
| 1,1,2,2-Tetrachloroethane | ug/L | ND | 500 | 500 | 501 | 493 | 100 | 99 | 60-140 | 2 | 30 | |
| 1,1,2-Trichloroethane | ug/L | ND | 500 | 500 | 492 | 473 | 98 | 95 | 60-140 | 4 | 30 | |
| 1,1-Dichloroethane | ug/L | ND | 500 | 500 | 524 | 521 | 105 | 104 | 60-140 | 1 | 30 | |
| 1,1-Dichloroethene | ug/L | ND | 500 | 500 | 540 | 531 | 108 | 106 | 60-140 | 2 | 30 | |
| 1,1-Dichloropropene | ug/L | ND | 500 | 500 | 515 | 515 | 103 | 103 | 60-140 | 0 | 30 | |
| 1,2,3-Trichlorobenzene | ug/L | ND | 500 | 500 | 576 | 583 | 115 | 117 | 60-140 | 1 | 30 | |
| 1,2,3-Trichloropropane | ug/L | ND | 500 | 500 | 460 | 457 | 92 | 91 | 60-140 | 1 | 30 | |
| 1,2,4-Trichlorobenzene | ug/L | ND | 500 | 500 | 594 | 594 | 119 | 119 | 60-140 | 0 | 30 | |
| 1,2,4-Trimethylbenzene | ug/L | 2460 | 500 | 500 | 3100 | 3240 | 128 | 156 | 60-140 | 4 | 30 | M1 |
| 1,2-Dibromo-3-chloropropane | ug/L | ND | 500 | 500 | 533 | 525 | 107 | 105 | 60-140 | 2 | 30 | |
| 1,2-Dibromoethane (EDB) | ug/L | ND | 500 | 500 | 529 | 512 | 106 | 102 | 60-140 | 3 | 30 | |
| 1,2-Dichlorobenzene | ug/L | ND | 500 | 500 | 513 | 532 | 103 | 106 | 60-140 | 4 | 30 | |
| 1,2-Dichloroethane | ug/L | ND | 500 | 500 | 485 | 477 | 97 | 95 | 60-140 | 2 | 30 | |
| 1,2-Dichloropropane | ug/L | ND | 500 | 500 | 504 | 513 | 101 | 103 | 60-140 | 2 | 30 | |
| 1,3,5-Trimethylbenzene | ug/L | 118 | 500 | 500 | 678 | 703 | 112 | 117 | 60-140 | 4 | 30 | |
| 1,3-Dichlorobenzene | ug/L | ND | 500 | 500 | 522 | 533 | 104 | 107 | 60-140 | 2 | 30 | |
| 1,3-Dichloropropane | ug/L | ND | 500 | 500 | 499 | 502 | 100 | 100 | 60-140 | 1 | 30 | |
| 1,4-Dichlorobenzene | ug/L | ND | 500 | 500 | 508 | 519 | 102 | 104 | 60-140 | 2 | 30 | |
| 2,2-Dichloropropane | ug/L | ND | 500 | 500 | 420 | 423 | 84 | 85 | 60-140 | 1 | 30 | |
| 2-Chlorotoluene | ug/L | ND | 500 | 500 | 577 | 591 | 115 | 118 | 60-140 | 2 | 30 | |
| 4-Chlorotoluene | ug/L | ND | 500 | 500 | 498 | 507 | 100 | 101 | 60-140 | 2 | 30 | |
| Benzene | ug/L | 3250 | 500 | 500 | 3290 | 3300 | 9 | 10 | 60-140 | 0 | 30 | M1 |
| Bromobenzene | ug/L | ND | 500 | 500 | 526 | 543 | 105 | 109 | 60-140 | 3 | 30 | |
| Bromochloromethane | ug/L | ND | 500 | 500 | 517 | 542 | 103 | 108 | 60-140 | 5 | 30 | |
| Bromodichloromethane | ug/L | ND | 500 | 500 | 508 | 517 | 102 | 103 | 60-140 | 2 | 30 | |
| Bromoform | ug/L | ND | 500 | 500 | 515 | 516 | 103 | 103 | 60-140 | 0 | 30 | |
| Bromomethane | ug/L | ND | 500 | 500 | 415 | 440 | 83 | 88 | 60-140 | 6 | 30 | |
| Carbon tetrachloride | ug/L | ND | 500 | 500 | 537 | 547 | 107 | 109 | 60-140 | 2 | 30 | |
| Chlorobenzene | ug/L | ND | 500 | 500 | 515 | 515 | 103 | 103 | 60-140 | 0 | 30 | |
| Chloroethane | ug/L | ND | 500 | 500 | 500 | 509 | 100 | 102 | 60-140 | 2 | 30 | |
| Chloroform | ug/L | ND | 500 | 500 | 478 | 489 | 96 | 98 | 60-140 | 2 | 30 | |
| Chloromethane | ug/L | ND | 500 | 500 | 547 | 545 | 109 | 109 | 60-140 | 0 | 30 | |
| cis-1,2-Dichloroethene | ug/L | ND | 500 | 500 | 496 | 502 | 99 | 100 | 60-140 | 1 | 30 | |
| cis-1,3-Dichloropropene | ug/L | ND | 500 | 500 | 494 | 490 | 99 | 98 | 60-140 | 1 | 30 | |
| Dibromochloromethane | ug/L | ND | 500 | 500 | 526 | 529 | 105 | 106 | 60-140 | 0 | 30 | |
| Dibromomethane | ug/L | ND | 500 | 500 | 522 | 517 | 104 | 103 | 60-140 | 1 | 30 | |

**Results presented on this page are in the units indicated by the "Units" column except where an alternate unit is presented to the right of the result.**

## REPORT OF LABORATORY ANALYSIS

This report shall not be reproduced, except in full,
without the written consent of Pace Analytical Services, LLC.

**Pace Analytical Services, LLC**
9800 Kincey Ave. Suite 100
Huntersville, NC 28078
(704)875-9092

## QUALITY CONTROL DATA

Project: 2020-LI-2448 Incident
Pace Project No.: 92582043

MATRIX SPIKE & MATRIX SPIKE DUPLICATE: 3514445 3514446

| Parameter | Units | 92581670004 Result | MS Spike Conc. | MSD Spike Conc. | MS Result | MSD Result | MS % Rec | MSD % Rec | % Rec Limits | RPD | Max RPD | Qual |
|---|---|---|---|---|---|---|---|---|---|---|---|---|
| Dichlorodifluoromethane | ug/L | ND | 500 | 500 | 452 | 449 | 90 | 90 | 60-140 | 1 | 30 | |
| Diisopropyl ether | ug/L | 40.1 | 500 | 500 | 514 | 510 | 95 | 94 | 60-140 | 1 | 30 | |
| Ethanol | ug/L | ND | 20000 | 20000 | 20200 | 19600 | 101 | 98 | 60-140 | 3 | 30 | |
| Ethylbenzene | ug/L | 1800 | 500 | 500 | 2210 | 2250 | 82 | 91 | 60-140 | 2 | 30 | |
| Hexachloro-1,3-butadiene | ug/L | ND | 500 | 500 | 563 | 598 | 113 | 120 | 60-140 | 6 | 30 | |
| Isopropylbenzene (Cumene) | ug/L | 117 | 500 | 500 | 668 | 684 | 110 | 113 | 60-140 | 2 | 30 | |
| m&p-Xylene | ug/L | 1030 | 1000 | 1000 | 2060 | 2080 | 103 | 104 | 60-140 | 1 | 30 | |
| Methyl-tert-butyl ether | ug/L | 982 | 500 | 500 | 1370 | 1350 | 77 | 74 | 60-140 | 1 | 30 | |
| Methylene Chloride | ug/L | ND | 500 | 500 | 507 | 496 | 101 | 99 | 60-140 | 2 | 30 | |
| n-Butylbenzene | ug/L | 61.9 | 500 | 500 | 679 | 711 | 123 | 130 | 60-140 | 5 | 30 | |
| n-Propylbenzene | ug/L | 387 | 500 | 500 | 903 | 936 | 103 | 110 | 60-140 | 4 | 30 | |
| Naphthalene | ug/L | 468 | 500 | 500 | 1290 | 1320 | 164 | 170 | 60-140 | 3 | 30 | M1 |
| o-Xylene | ug/L | 31.0 | 500 | 500 | 565 | 568 | 107 | 107 | 60-140 | 1 | 30 | |
| sec-Butylbenzene | ug/L | ND | 500 | 500 | 585 | 603 | 117 | 121 | 60-140 | 3 | 30 | |
| Styrene | ug/L | ND | 500 | 500 | 533 | 556 | 107 | 111 | 60-140 | 4 | 30 | |
| tert-Butylbenzene | ug/L | ND | 500 | 500 | 451 | 466 | 90 | 93 | 60-140 | 3 | 30 | |
| Tetrachloroethene | ug/L | ND | 500 | 500 | 537 | 545 | 107 | 109 | 60-140 | 1 | 30 | |
| Toluene | ug/L | 81.8 | 500 | 500 | 579 | 587 | 99 | 101 | 60-140 | 1 | 30 | |
| trans-1,2-Dichloroethene | ug/L | ND | 500 | 500 | 520 | 520 | 104 | 104 | 60-140 | 0 | 30 | |
| trans-1,3-Dichloropropene | ug/L | ND | 500 | 500 | 478 | 481 | 96 | 96 | 60-140 | 1 | 30 | |
| Trichloroethene | ug/L | ND | 500 | 500 | 509 | 518 | 102 | 104 | 60-140 | 2 | 30 | |
| Trichlorofluoromethane | ug/L | ND | 500 | 500 | 486 | 482 | 97 | 96 | 60-140 | 1 | 30 | |
| Vinyl chloride | ug/L | ND | 500 | 500 | 525 | 533 | 105 | 107 | 60-140 | 1 | 30 | |
| 1,2-Dichloroethane-d4 (S) | % | | | | | | 92 | 91 | 70-130 | | | |
| 4-Bromofluorobenzene (S) | % | | | | | | 101 | 100 | 70-130 | | | |
| Toluene-d8 (S) | % | | | | | | 99 | 99 | 70-130 | | | |

**Results presented on this page are in the units indicated by the "Units" column except where an alternate unit is presented to the right of the result.**

## REPORT OF LABORATORY ANALYSIS

This report shall not be reproduced, except in full,
without the written consent of Pace Analytical Services, LLC.

**Pace Analytical Services, LLC**
9800 Kincey Ave. Suite 100
Huntersville, NC 28078
(704)875-9092

# QUALIFIERS

Project: 2020-LI-2448 Incident
Pace Project No.: 92582043

## DEFINITIONS

DF - Dilution Factor, if reported, represents the factor applied to the reported data due to dilution of the sample aliquot.

ND - Not Detected at or above adjusted reporting limit.

TNTC - Too Numerous To Count

J - Estimated concentration above the adjusted method detection limit and below the adjusted reporting limit.

MDL - Adjusted Method Detection Limit.

PQL - Practical Quantitation Limit.

RL - Reporting Limit - The lowest concentration value that meets project requirements for quantitative data with known precision and bias for a specific analyte in a specific matrix.

S - Surrogate

1,2-Diphenylhydrazine decomposes to and cannot be separated from Azobenzene using Method 8270. The result for each analyte is a combined concentration.

Consistent with EPA guidelines, unrounded data are displayed and have been used to calculate % recovery and RPD values.

LCS(D) - Laboratory Control Sample (Duplicate)

MS(D) - Matrix Spike (Duplicate)

DUP - Sample Duplicate

RPD - Relative Percent Difference

NC - Not Calculable.

SG - Silica Gel - Clean-Up

U - Indicates the compound was analyzed for, but not detected.

Acid preservation may not be appropriate for 2 Chloroethylvinyl ether.

A separate vial preserved to a pH of 4-5 is recommended in SW846 Chapter 4 for the analysis of Acrolein and Acrylonitrile by EPA Method 8260.

N-Nitrosodiphenylamine decomposes and cannot be separated from Diphenylamine using Method 8270. The result reported for each analyte is a combined concentration.

Reported results are not rounded until the final step prior to reporting. Therefore, calculated parameters that are typically reported as "Total" may vary slightly from the sum of the reported component parameters.

Pace Analytical is TNI accredited. Contact your Pace PM for the current list of accredited analytes.

TNI - The NELAC Institute.

## ANALYTE QUALIFIERS

| | |
|---|---|
| M1 | Matrix spike recovery exceeded QC limits. Batch accepted based on laboratory control sample (LCS) recovery. |
| N2 | The lab does not hold NELAC/TNI accreditation for this parameter but other accreditations/certifications may apply. A complete list of accreditations/certifications is available upon request. |



This report shall not be reproduced, except in full,
without the written consent of Pace Analytical Services, LLC.

**Pace Analytical Services, LLC**
9800 Kincey Ave. Suite 100
Huntersville, NC 28078
(704)875-9092

## QUALITY CONTROL DATA CROSS REFERENCE TABLE

Project: 2020-LI-2448 Incident
Pace Project No.: 92582043

| Lab ID | Sample ID | QC Batch Method | QC Batch | Analytical Method | Analytical Batch |
|---|---|---|---|---|---|
| **92582043001** | **14401_HC_RD** | MADEP VPH | 671335 | | |
| **92582043001** | **14401_HC_RD** | EPA 3010A | 671291 | EPA 6010D | 671415 |
| **92582043001** | **14401_HC_RD** | SM 6200B | 671252 | | |



This report shall not be reproduced, except in full,
without the written consent of Pace Analytical Services, LLC.

# CHAIN-OF-CUSTODY Analytical Request Document

Pace Analytical

Chain-of-Custody is a LEGAL DOCUMENT - Complete all relevent fields

LAB USE ONLY- Affix

WO# : 92582043

92582043

ALL SH

Container Preservati

** Preservative Types: (1) nitric acid, (2) sulfuric acid, (3) hydrochloric acid, (4) sodium hydroxide, (5) zinc acetate, (6) methanol, (7) sodium bisulfate, (8) sodium thiosulfate, (9) hexane, (A) ascorbic acid, (B) ammonium sulfate, (C) ammonium hydroxide, (D) TSP, (U) Unpreserved, (O) Other _____

| | |
|---|---|
| Company: Apex Companies | Billing Information: |
| Address: | |
| Report To: Andrew Street | Email To: andrew.street@apexcos.com |
| Copy To: | Site Collection Info/Address: 14401-HC-RD |
| Customer Project Name/Number: 2020-LI-2448 | State: NC County/City: Huntersville Time Zone Collected: [ ] PT [ ] MT [ ] CT [ ] ET |
| Phone: Email: | Site/Facility ID #: Compliance Monitoring? [ ] Yes [ ] No |
| Collected By (print): Matt T. | Purchase Order #: Quote #: DW PWS ID #: DW Location Code: |
| Collected By (signature): | Turnaround Date Required: ASAP Immediately Packed on Ice: [ ] Yes [ ] No |
| Sample Disposal: [ ] Dispose as appropriate [ ] Return [ ] Archive: _____ [ ] Hold _____ | Rush: [ ] Same Day [ ] Next Day [ ] 2 Day [ ] 3 Day [ ] 4 Day [ ] 5 Day (Expedite Charges Apply) Field Filtered (if applicable): [ ] Yes [ ] No Analysis: _____ |

* Matrix Codes (Insert in Matrix box below): Drinking Water (DW), Ground Water (GW), Wastewater (WW), Product (P), Soil/Solid (SL), Oil (OL), Wipe (WP), Air (AR), Tissue (TS), Bioassay (B), Vapor (V), Other (OT)

| Customer Sample ID | Matrix * | Comp / Grab | Collected (or Composite Start) Date | Collected (or Composite Start) Time | Composite End Date | Composite End Time | Res Cl | # of Ctns | VOCs 62008 | MADEP VPH | LEAD |
|---|---|---|---|---|---|---|---|---|---|---|---|
| 14401-HC-RD | DW | G | 1-11-22 | 1040 | | | | 8 | X | X | X |
| | | | | | | | | | | | |
| | | | | | | | | | | | |
| | | | | | | | | | | | |
| | | | | | | | | | | | |
| | | | | | | | | | | | |
| | | | | | | | | | | | |
| | | | | | | | | | | | |
| | | | | | | | | | | | |
| | | | | | | | | | | | |
| | | | | | | | | | | | |

Analyses

Lab Profile/Line:

Lab Sample Receipt Checklist:

| | | | |
|---|---|---|---|
| Custody Seals Present/Intact | Y | N | NA |
| Custody Signatures Present | Y | N | NA |
| Collector Signature Present | Y | N | NA |
| Bottles Intact | Y | N | NA |
| Correct Bottles | Y | N | NA |
| Sufficient Volume | Y | N | NA |
| Samples Received on Ice | Y | N | NA |
| VOA - Headspace Acceptable | Y | N | NA |
| USDA Regulated Soils | Y | N | NA |
| Samples in Holding Time | Y | N | NA |
| Residual Chlorine Present | Y | N | NA |
| Cl Strips: | | | |
| Sample pH Acceptable | Y | N | NA |
| pH Strips: 223812AV | | | |
| Sulfide Present | Y | N | NA |
| Lead Acetate Strips: | | | |

LAB USE ONLY:
Lab Sample # / Comments:

92582043
001

Customer Remarks / Special Conditions / Possible Hazards:

Type of Ice Used: Wet Blue Dry None

Packing Material Used: BB

Radchem sample(s) screened (<500 cpm): Y N NA

SHORT HOLDS PRESENT (<72 hours): Y N N/A

Lab Tracking #: 2601717

Samples received via: FEDEX UPS Client Courier Pace Courier

Lab Sample Temperature Info:
Temp Blank Received: Y N NA
Therm ID#: 92200U
Cooler 1 Temp Upon Receipt: 0.1 oC
Cooler 1 Therm Corr. Factor: 0 oC
Cooler 1 Corrected Temp: 0.1 oC
Comments:

| Relinquished by/Company: (Signature) | Date/Time: | Received by/Company: (Signature) | Date/Time: |
|---|---|---|---|
| Fex/Apex | 1-11-22 / 1240 | KH Pace HVL | 1/11/22 1240 |
| Relinquished by/Company: (Signature) | Date/Time: | Received by/Company: (Signature) | Date/Time: |
| Relinquished by/Company: (Signature) | Date/Time: | Received by/Company: (Signature) | Date/Time: |

MTJL LAB USE ONLY

Table #:
Acctnum:
Template:
Prelogin:
PM:
PB:

Trip Blank Received: Y N NA
HCL MeOH TSP Other

Non Conformance(s): YES / NO

Page: _____ of: _____

***Check mark top half of box if pH and/or dechlorination is verified and within the acceptance range for preservation samples.**

Exceptions: VOA, Coliform, TOC, Oil and Grease, DRO/8015 (water) DOC, LLHg

****Bottom half of box is to list number of bottles**

Project # WO#: 92582043

PM: AMB Due Date: 01/18/22

CLIENT: 92-APEX MOOR

| Item# | BP4U-125 mL Plastic Unpreserved (N/A) (Cl-) | BP3U-250 mL Plastic Unpreserved (N/A) | BP2U-500 mL Plastic Unpreserved (N/A) | BP1U-1 liter Plastic Unpreserved (N/A) | BP4S-125 mL Plastic H2SO4 (pH < 2) (Cl-) | BP3N-250 mL plastic HNO3 (pH < 2) | BP4Z-125 mL Plastic ZN Acetate & NaOH (>9) | BP4B-125 mL Plastic NaOH (pH > 12) (Cl-) | WGFU-Wide-mouthed Glass jar Unpreserved | AG1U-1 liter Amber Unpreserved (N/A) (Cl-) | AG1H-1 liter Amber HCl (pH < 2) | AG3U-250 mL Amber Unpreserved (N/A) (Cl-) | AG1S-1 liter Amber H2SO4 (pH < 2) | AG3S-250 mL Amber H2SO4 (pH < 2) | AG3A(DG3A)-250 mL Amber NH4Cl (N/A)(Cl-) | DG9H-40 mL VOA HCl (N/A) | VG9T-40 mL VOA Na2S2O3 (N/A) | VG9U-40 mL VOA Unpreserved (N/A) | DG9P-40 mL VOA H3PO4 (N/A) | VOAK (3 vials per kit)-5035 kit (N/A) | V/GK (3 vials per kit)-VPH/Gas kit (N/A) | SP5T-125 mL Sterile Plastic (N/A – lab) | SP2T-250 mL Sterile Plastic (N/A – lab) | | BP3A-250 mL Plastic (NH2)2SO4 (9.3-9.7) | AG0U-100 mL Amber Unpreserved vials (N/A) | VSGU-20 mL Scintillation vials (N/A) | DG9U-40 mL Amber Unpreserved vials (N/A) |
|---|---|---|---|---|---|---|---|---|---|---|---|---|---|---|---|---|---|---|---|---|---|---|---|---|---|---|---|---|---|
| 1 | | | | | | | | | | | | | | | | | | | | | | | | | | | | | |
| 2 | | | | | | | | | | | | | | | | | | | | | | | | | | | | | |
| 3 | | | | | | | | | | | | | | | | | | | | | | | | | | | | | |
| 4 | | | | | | | | | | | | | | | | | | | | | | | | | | | | | |
| 5 | | | | | | | | | | | | | | | | | | | | | | | | | | | | | |
| 6 | | | | | | | | | | | | | | | | | | | | | | | | | | | | | |
| 7 | | | | | | | | | | | | | | | | | | | | | | | | | | | | | |
| 8 | | | | | | | | | | | | | | | | | | | | | | | | | | | | | |
| 9 | | | | | | | | | | | | | | | | | | | | | | | | | | | | | |
| 10 | | | | | | | | | | | | | | | | | | | | | | | | | | | | | |
| 11 | | | | | | | | | | | | | | | | | | | | | | | | | | | | | |
| 12 | | | | | | | | | | | | | | | | | | | | | | | | | | | | | |

**pH Adjustment Log for Preserved Samples**

| Sample ID | Type of Preservative | pH upon receipt | Date preservation adjusted | Time preservation adjusted | Amount of Preservative added | Lot # |
|---|---|---|---|---|---|---|
| | | | | | | |
| | | | | | | |
| | | | | | | |

Note: Whenever there is a discrepancy affecting North Carolina compliance samples, a copy of this form will be sent to the North Carolina DEHNR Certification Office (i.e. Out of hold, incorrect preservative, out of temp, incorrect containers.

**Pace Analytical Services, LLC**
9800 Kincey Ave. Suite 100
Huntersville, NC 28078
(704)875-9092

January 17, 2022

Andrew Street
Apex Companies - NC
5900 Northwoods Business Pkwy
Suite 5900-0
Charlotte, NC 28269

RE: Project: 2020-LI-2448 Incident
Pace Project No.: 92582047

Dear Andrew Street:

Enclosed are the analytical results for sample(s) received by the laboratory on January 11, 2022. The results relate only to the samples included in this report. Results reported herein conform to the applicable TNI/NELAC Standards and the laboratory's Quality Manual, where applicable, unless otherwise noted in the body of the report.

The test results provided in this final report were generated by each of the following laboratories within the Pace Network:

- Pace Analytical Services - Asheville
- Pace Analytical Services - Charlotte

If you have any questions concerning this report, please feel free to contact me.

Sincerely,

Angela M. Baioni

Angela Baioni
angela.baioni@pacelabs.com
(704)875-9092
Project Manager

Enclosures

cc: J Culbreath, Colonial Pipeline Company
Naomi Fretz, APEX Companies, LLC
Robert Hughes, Colonial Pipeline
Cameron Lee, Montrose-EPS
Jamie Moran, APEX Companies, LLC
Jeff Morrison, Colonial Pipeline Company
Tom Naumann, APEX Companies - NC
Joe Nicolette, Montrose-EPS
Kaitlyn Nootens, Apex Companies
Christopher Schultz, Apex Companies
Matt Teixeira, Apex Companies, LLC
Michael Verdon, Colonial Pipeline Company
JM Wyatt, Colonial Pipeline Company

**REPORT OF LABORATORY ANALYSIS**

This report shall not be reproduced, except in full,
without the written consent of Pace Analytical Services, LLC.

**Pace Analytical Services, LLC**
9800 Kincey Ave.  Suite 100
Huntersville, NC 28078
(704)875-9092

## CERTIFICATIONS

Project: 2020-LI-2448 Incident
Pace Project No.: 92582047

**Pace Analytical Services Charlotte**

South Carolina Laboratory ID: 99006
9800 Kincey Ave. Ste 100, Huntersville, NC 28078
North Carolina Drinking Water Certification #: 37706
North Carolina Field Services Certification #: 5342
North Carolina Wastewater Certification #: 12
South Carolina Laboratory ID: 99006
South Carolina Certification #: 99006001
South Carolina Drinking Water Cert. #: 99006003
Florida/NELAP Certification #: E87627
Kentucky UST Certification #: 84
Louisiana DoH Drinking Water #: LA029
Virginia/VELAP Certification #: 460221

**Pace Analytical Services Asheville**

2225 Riverside Drive, Asheville, NC  28804
Florida/NELAP Certification #: E87648
North Carolina Drinking Water Certification #: 37712
North Carolina Wastewater Certification #: 40
South Carolina Laboratory ID: 99030
South Carolina Certification #: 99030001
Virginia/VELAP Certification #: 460222



This report shall not be reproduced, except in full,
without the written consent of Pace Analytical Services, LLC.

**Pace Analytical Services, LLC**
9800 Kincey Ave. Suite 100
Huntersville, NC 28078
(704)875-9092

## SAMPLE SUMMARY

Project: 2020-LI-2448 Incident
Pace Project No.: 92582047

| Lab ID | Sample ID | Matrix | Date Collected | Date Received |
|---|---|---|---|---|
| **92582047001** | **13800_HC_RD** | Water | 01/11/22 10:10 | 01/11/22 12:40 |



This report shall not be reproduced, except in full,
without the written consent of Pace Analytical Services, LLC.

**Pace Analytical Services, LLC**
9800 Kincey Ave. Suite 100
Huntersville, NC 28078
(704)875-9092

## SAMPLE ANALYTE COUNT

Project: 2020-LI-2448 Incident
Pace Project No.: 92582047

| Lab ID | Sample ID | Method | Analysts | Analytes Reported | Laboratory |
|---|---|---|---|---|---|
| **92582047001** | **13800_HC_RD** | MADEP VPH | MAD | 6 | PASI-C |
| | | EPA 6010D | CBV | 1 | PASI-A |
| | | SM 6200B | SAS | 64 | PASI-C |

PASI-A = Pace Analytical Services - Asheville
PASI-C = Pace Analytical Services - Charlotte



This report shall not be reproduced, except in full,
without the written consent of Pace Analytical Services, LLC.

**Pace Analytical Services, LLC**
9800 Kincey Ave. Suite 100
Huntersville, NC 28078
(704)875-9092

## ANALYTICAL RESULTS

Project: 2020-LI-2448 Incident
Pace Project No.: 92582047

**Sample: 13800_HC_RD** **Lab ID: 92582047001** Collected: 01/11/22 10:10 Received: 01/11/22 12:40 Matrix: Water

| Parameters | Results | Units | Report Limit | MDL | DF | Prepared | Analyzed | CAS No. | Qual |
|---|---|---|---|---|---|---|---|---|---|
| **VPH NC Water** | Analytical Method: MADEP VPH<br>Pace Analytical Services - Charlotte | | | | | | | | |
| Total VPH (C5-C12) | ND | ug/L | 50.0 | 50.0 | 1 | | 01/12/22 16:06 | | N2 |
| Aliphatic (C05-C08) | ND | ug/L | 50.0 | 50.0 | 1 | | 01/12/22 16:06 | | N2 |
| Aliphatic(C09-C12) Adjusted | ND | ug/L | 50.0 | 50.0 | 1 | | 01/12/22 16:06 | | N2 |
| Aromatic (C09-C10) | ND | ug/L | 50.0 | 50.0 | 1 | | 01/12/22 16:06 | | N2 |
| ***Surrogates*** | | | | | | | | | |
| 4-Bromofluorobenzene (FID) (S) | 98 | % | 70-130 | | 1 | | 01/12/22 16:06 | 460-00-4 | |
| 4-Bromofluorobenzene (PID) (S) | 78 | % | 70-130 | | 1 | | 01/12/22 16:06 | 460-00-4 | |
| **6010 MET ICP** | Analytical Method: EPA 6010D Preparation Method: EPA 3010A<br>Pace Analytical Services - Asheville | | | | | | | | |
| Lead | **12.4** | ug/L | 5.0 | 4.5 | 1 | 01/12/22 16:17 | 01/13/22 17:57 | 7439-92-1 | |
| **6200B MSV** | Analytical Method: SM 6200B<br>Pace Analytical Services - Charlotte | | | | | | | | |
| Benzene | ND | ug/L | 0.50 | 0.34 | 1 | | 01/12/22 15:18 | 71-43-2 | |
| Bromobenzene | ND | ug/L | 0.50 | 0.29 | 1 | | 01/12/22 15:18 | 108-86-1 | |
| Bromochloromethane | ND | ug/L | 0.50 | 0.47 | 1 | | 01/12/22 15:18 | 74-97-5 | |
| Bromodichloromethane | ND | ug/L | 0.50 | 0.31 | 1 | | 01/12/22 15:18 | 75-27-4 | |
| Bromoform | ND | ug/L | 0.50 | 0.34 | 1 | | 01/12/22 15:18 | 75-25-2 | |
| Bromomethane | ND | ug/L | 5.0 | 1.7 | 1 | | 01/12/22 15:18 | 74-83-9 | |
| n-Butylbenzene | ND | ug/L | 0.50 | 0.49 | 1 | | 01/12/22 15:18 | 104-51-8 | |
| sec-Butylbenzene | ND | ug/L | 0.50 | 0.40 | 1 | | 01/12/22 15:18 | 135-98-8 | |
| tert-Butylbenzene | ND | ug/L | 0.50 | 0.32 | 1 | | 01/12/22 15:18 | 98-06-6 | |
| Carbon tetrachloride | ND | ug/L | 0.50 | 0.33 | 1 | | 01/12/22 15:18 | 56-23-5 | |
| Chlorobenzene | ND | ug/L | 0.50 | 0.28 | 1 | | 01/12/22 15:18 | 108-90-7 | |
| Chloroethane | ND | ug/L | 1.0 | 0.65 | 1 | | 01/12/22 15:18 | 75-00-3 | |
| Chloroform | ND | ug/L | 0.50 | 0.35 | 1 | | 01/12/22 15:18 | 67-66-3 | |
| Chloromethane | ND | ug/L | 1.0 | 0.54 | 1 | | 01/12/22 15:18 | 74-87-3 | |
| 2-Chlorotoluene | ND | ug/L | 0.50 | 0.32 | 1 | | 01/12/22 15:18 | 95-49-8 | |
| 4-Chlorotoluene | ND | ug/L | 0.50 | 0.32 | 1 | | 01/12/22 15:18 | 106-43-4 | |
| 1,2-Dibromo-3-chloropropane | ND | ug/L | 1.0 | 0.34 | 1 | | 01/12/22 15:18 | 96-12-8 | |
| Dibromochloromethane | ND | ug/L | 0.50 | 0.36 | 1 | | 01/12/22 15:18 | 124-48-1 | |
| 1,2-Dibromoethane (EDB) | ND | ug/L | 0.50 | 0.27 | 1 | | 01/12/22 15:18 | 106-93-4 | |
| Dibromomethane | ND | ug/L | 0.50 | 0.39 | 1 | | 01/12/22 15:18 | 74-95-3 | |
| 1,2-Dichlorobenzene | ND | ug/L | 0.50 | 0.34 | 1 | | 01/12/22 15:18 | 95-50-1 | |
| 1,3-Dichlorobenzene | ND | ug/L | 0.50 | 0.34 | 1 | | 01/12/22 15:18 | 541-73-1 | |
| 1,4-Dichlorobenzene | ND | ug/L | 0.50 | 0.33 | 1 | | 01/12/22 15:18 | 106-46-7 | |
| Dichlorodifluoromethane | ND | ug/L | 0.50 | 0.35 | 1 | | 01/12/22 15:18 | 75-71-8 | |
| 1,1-Dichloroethane | ND | ug/L | 0.50 | 0.37 | 1 | | 01/12/22 15:18 | 75-34-3 | |
| 1,2-Dichloroethane | ND | ug/L | 0.50 | 0.32 | 1 | | 01/12/22 15:18 | 107-06-2 | |
| 1,1-Dichloroethene | ND | ug/L | 0.50 | 0.35 | 1 | | 01/12/22 15:18 | 75-35-4 | |
| cis-1,2-Dichloroethene | ND | ug/L | 0.50 | 0.38 | 1 | | 01/12/22 15:18 | 156-59-2 | |
| trans-1,2-Dichloroethene | ND | ug/L | 0.50 | 0.40 | 1 | | 01/12/22 15:18 | 156-60-5 | |
| 1,2-Dichloropropane | ND | ug/L | 0.50 | 0.36 | 1 | | 01/12/22 15:18 | 78-87-5 | |
| 1,3-Dichloropropane | ND | ug/L | 0.50 | 0.28 | 1 | | 01/12/22 15:18 | 142-28-9 | |

## REPORT OF LABORATORY ANALYSIS

This report shall not be reproduced, except in full,
without the written consent of Pace Analytical Services, LLC.

**Pace Analytical Services, LLC**
9800 Kincey Ave. Suite 100
Huntersville, NC 28078
(704)875-9092

## ANALYTICAL RESULTS

Project: 2020-LI-2448 Incident
Pace Project No.: 92582047

**Sample: 13800_HC_RD** **Lab ID: 92582047001** Collected: 01/11/22 10:10 Received: 01/11/22 12:40 Matrix: Water

| Parameters | Results | Units | Report Limit | MDL | DF | Prepared | Analyzed | CAS No. | Qual |
|---|---|---|---|---|---|---|---|---|---|
| **6200B MSV** | Analytical Method: SM 6200B<br>Pace Analytical Services - Charlotte | | | | | | | | |
| 2,2-Dichloropropane | ND | ug/L | 0.50 | 0.39 | 1 | | 01/12/22 15:18 | 594-20-7 | |
| 1,1-Dichloropropene | ND | ug/L | 0.50 | 0.43 | 1 | | 01/12/22 15:18 | 563-58-6 | |
| cis-1,3-Dichloropropene | ND | ug/L | 0.50 | 0.36 | 1 | | 01/12/22 15:18 | 10061-01-5 | |
| trans-1,3-Dichloropropene | ND | ug/L | 0.50 | 0.36 | 1 | | 01/12/22 15:18 | 10061-02-6 | |
| Diisopropyl ether | ND | ug/L | 0.50 | 0.31 | 1 | | 01/12/22 15:18 | 108-20-3 | |
| Ethanol | ND | ug/L | 200 | 72.2 | 1 | | 01/12/22 15:18 | 64-17-5 | |
| Ethylbenzene | ND | ug/L | 0.50 | 0.30 | 1 | | 01/12/22 15:18 | 100-41-4 | |
| Hexachloro-1,3-butadiene | ND | ug/L | 2.0 | 1.5 | 1 | | 01/12/22 15:18 | 87-68-3 | |
| Isopropylbenzene (Cumene) | ND | ug/L | 0.50 | 0.33 | 1 | | 01/12/22 15:18 | 98-82-8 | |
| Methylene Chloride | ND | ug/L | 2.0 | 2.0 | 1 | | 01/12/22 15:18 | 75-09-2 | |
| Methyl-tert-butyl ether | ND | ug/L | 0.50 | 0.42 | 1 | | 01/12/22 15:18 | 1634-04-4 | |
| Naphthalene | ND | ug/L | 2.0 | 0.64 | 1 | | 01/12/22 15:18 | 91-20-3 | |
| n-Propylbenzene | ND | ug/L | 0.50 | 0.34 | 1 | | 01/12/22 15:18 | 103-65-1 | |
| Styrene | ND | ug/L | 0.50 | 0.29 | 1 | | 01/12/22 15:18 | 100-42-5 | |
| 1,1,1,2-Tetrachloroethane | ND | ug/L | 0.50 | 0.31 | 1 | | 01/12/22 15:18 | 630-20-6 | |
| 1,1,2,2-Tetrachloroethane | ND | ug/L | 0.50 | 0.22 | 1 | | 01/12/22 15:18 | 79-34-5 | |
| Tetrachloroethene | ND | ug/L | 0.50 | 0.29 | 1 | | 01/12/22 15:18 | 127-18-4 | |
| Toluene | ND | ug/L | 0.50 | 0.48 | 1 | | 01/12/22 15:18 | 108-88-3 | |
| 1,2,3-Trichlorobenzene | ND | ug/L | 2.0 | 0.81 | 1 | | 01/12/22 15:18 | 87-61-6 | |
| 1,2,4-Trichlorobenzene | ND | ug/L | 2.0 | 0.64 | 1 | | 01/12/22 15:18 | 120-82-1 | |
| 1,1,1-Trichloroethane | ND | ug/L | 0.50 | 0.33 | 1 | | 01/12/22 15:18 | 71-55-6 | |
| 1,1,2-Trichloroethane | ND | ug/L | 0.50 | 0.32 | 1 | | 01/12/22 15:18 | 79-00-5 | |
| Trichloroethene | ND | ug/L | 0.50 | 0.38 | 1 | | 01/12/22 15:18 | 79-01-6 | |
| Trichlorofluoromethane | ND | ug/L | 1.0 | 0.30 | 1 | | 01/12/22 15:18 | 75-69-4 | |
| 1,2,3-Trichloropropane | ND | ug/L | 0.50 | 0.26 | 1 | | 01/12/22 15:18 | 96-18-4 | |
| 1,2,4-Trimethylbenzene | ND | ug/L | 0.50 | 0.50 | 1 | | 01/12/22 15:18 | 95-63-6 | |
| 1,3,5-Trimethylbenzene | ND | ug/L | 0.50 | 0.33 | 1 | | 01/12/22 15:18 | 108-67-8 | |
| Vinyl chloride | ND | ug/L | 1.0 | 0.39 | 1 | | 01/12/22 15:18 | 75-01-4 | |
| m&p-Xylene | ND | ug/L | 1.0 | 0.71 | 1 | | 01/12/22 15:18 | 179601-23-1 | |
| o-Xylene | ND | ug/L | 0.50 | 0.34 | 1 | | 01/12/22 15:18 | 95-47-6 | |
| ***Surrogates*** | | | | | | | | | |
| 1,2-Dichloroethane-d4 (S) | 85 | % | 70-130 | | 1 | | 01/12/22 15:18 | 17060-07-0 | |
| 4-Bromofluorobenzene (S) | 95 | % | 70-130 | | 1 | | 01/12/22 15:18 | 460-00-4 | |
| Toluene-d8 (S) | 101 | % | 70-130 | | 1 | | 01/12/22 15:18 | 2037-26-5 | |

## REPORT OF LABORATORY ANALYSIS

This report shall not be reproduced, except in full,
without the written consent of Pace Analytical Services, LLC.

**Pace Analytical Services, LLC**
9800 Kincey Ave. Suite 100
Huntersville, NC 28078
(704)875-9092

## QUALITY CONTROL DATA

Project: 2020-LI-2448 Incident
Pace Project No.: 92582047

QC Batch: 671335
QC Batch Method: MADEP VPH
Analysis Method: MADEP VPH
Analysis Description: VPH NC Water
Laboratory: Pace Analytical Services - Charlotte
Associated Lab Samples: 92582047001

METHOD BLANK: 3514828 Matrix: Water
Associated Lab Samples: 92582047001

| Parameter | Units | Blank Result | Reporting Limit | MDL | Analyzed | Qualifiers |
|---|---|---|---|---|---|---|
| Aliphatic (C05-C08) | ug/L | ND | 50.0 | 50.0 | 01/12/22 15:09 | N2 |
| Aromatic (C09-C10) | ug/L | ND | 50.0 | 50.0 | 01/12/22 15:09 | N2 |
| 4-Bromofluorobenzene (FID) (S) | % | 97 | 70-130 | | 01/12/22 15:09 | |
| 4-Bromofluorobenzene (PID) (S) | % | 77 | 70-130 | | 01/12/22 15:09 | |

LABORATORY CONTROL SAMPLE & LCSD: 3514829 3514830

| Parameter | Units | Spike Conc. | LCS Result | LCSD Result | LCS % Rec | LCSD % Rec | % Rec Limits | RPD | Max RPD | Qualifiers |
|---|---|---|---|---|---|---|---|---|---|---|
| Aliphatic (C05-C08) | ug/L | 300 | 307 | 307 | 102 | 102 | 70-130 | 0 | 25 | N2 |
| Aromatic (C09-C10) | ug/L | 100 | 89.7 | 88.3 | 90 | 88 | 70-130 | 2 | 25 | N2 |
| 4-Bromofluorobenzene (FID) (S) | % | | | | 102 | 103 | 70-130 | | | |
| 4-Bromofluorobenzene (PID) (S) | % | | | | 77 | 78 | 70-130 | | | |

**Results presented on this page are in the units indicated by the "Units" column except where an alternate unit is presented to the right of the result.**

## REPORT OF LABORATORY ANALYSIS

This report shall not be reproduced, except in full,
without the written consent of Pace Analytical Services, LLC.

**Pace Analytical Services, LLC**
9800 Kincey Ave. Suite 100
Huntersville, NC 28078
(704)875-9092

## QUALITY CONTROL DATA

Project: 2020-LI-2448 Incident
Pace Project No.: 92582047

QC Batch: 671291
QC Batch Method: EPA 3010A
Analysis Method: EPA 6010D
Analysis Description: 6010 MET
Laboratory: Pace Analytical Services - Asheville
Associated Lab Samples: 92582047001

METHOD BLANK: 3514615 Matrix: Water
Associated Lab Samples: 92582047001

| Parameter | Units | Blank Result | Reporting Limit | MDL | Analyzed | Qualifiers |
|---|---|---|---|---|---|---|
| Lead | ug/L | ND | 5.0 | 4.5 | 01/13/22 17:29 | |

LABORATORY CONTROL SAMPLE: 3514616

| Parameter | Units | Spike Conc. | LCS Result | LCS % Rec | % Rec Limits | Qualifiers |
|---|---|---|---|---|---|---|
| Lead | ug/L | 500 | 498 | 100 | 80-120 | |

MATRIX SPIKE & MATRIX SPIKE DUPLICATE: 3514617 3514618

| Parameter | Units | 92579766001 Result | MS Spike Conc. | MSD Spike Conc. | MS Result | MSD Result | MS % Rec | MSD % Rec | % Rec Limits | RPD | Max RPD | Qual |
|---|---|---|---|---|---|---|---|---|---|---|---|---|
| Lead | ug/L | ND | 500 | 500 | 520 | 509 | 104 | 102 | 75-125 | 2 | 20 | |

**Results presented on this page are in the units indicated by the "Units" column except where an alternate unit is presented to the right of the result.**

## REPORT OF LABORATORY ANALYSIS

This report shall not be reproduced, except in full,
without the written consent of Pace Analytical Services, LLC.

Pace Analytical Services, LLC
9800 Kincey Ave. Suite 100
Huntersville, NC 28078
(704)875-9092

## QUALITY CONTROL DATA

Project: 2020-LI-2448 Incident
Pace Project No.: 92582047

QC Batch: 671252
QC Batch Method: SM 6200B
Analysis Method: SM 6200B
Analysis Description: 6200B MSV
Laboratory: Pace Analytical Services - Charlotte

Associated Lab Samples: 92582047001

METHOD BLANK: 3514443 Matrix: Water
Associated Lab Samples: 92582047001

| Parameter | Units | Blank Result | Reporting Limit | MDL | Analyzed | Qualifiers |
|---|---|---|---|---|---|---|
| 1,1,1,2-Tetrachloroethane | ug/L | ND | 0.50 | 0.31 | 01/12/22 13:12 | |
| 1,1,1-Trichloroethane | ug/L | ND | 0.50 | 0.33 | 01/12/22 13:12 | |
| 1,1,2,2-Tetrachloroethane | ug/L | ND | 0.50 | 0.22 | 01/12/22 13:12 | |
| 1,1,2-Trichloroethane | ug/L | ND | 0.50 | 0.32 | 01/12/22 13:12 | |
| 1,1-Dichloroethane | ug/L | ND | 0.50 | 0.37 | 01/12/22 13:12 | |
| 1,1-Dichloroethene | ug/L | ND | 0.50 | 0.35 | 01/12/22 13:12 | |
| 1,1-Dichloropropene | ug/L | ND | 0.50 | 0.43 | 01/12/22 13:12 | |
| 1,2,3-Trichlorobenzene | ug/L | ND | 2.0 | 0.81 | 01/12/22 13:12 | |
| 1,2,3-Trichloropropane | ug/L | ND | 0.50 | 0.26 | 01/12/22 13:12 | |
| 1,2,4-Trichlorobenzene | ug/L | ND | 2.0 | 0.64 | 01/12/22 13:12 | |
| 1,2,4-Trimethylbenzene | ug/L | ND | 0.50 | 0.50 | 01/12/22 13:12 | |
| 1,2-Dibromo-3-chloropropane | ug/L | ND | 1.0 | 0.34 | 01/12/22 13:12 | |
| 1,2-Dibromoethane (EDB) | ug/L | ND | 0.50 | 0.27 | 01/12/22 13:12 | |
| 1,2-Dichlorobenzene | ug/L | ND | 0.50 | 0.34 | 01/12/22 13:12 | |
| 1,2-Dichloroethane | ug/L | ND | 0.50 | 0.32 | 01/12/22 13:12 | |
| 1,2-Dichloropropane | ug/L | ND | 0.50 | 0.36 | 01/12/22 13:12 | |
| 1,3,5-Trimethylbenzene | ug/L | ND | 0.50 | 0.33 | 01/12/22 13:12 | |
| 1,3-Dichlorobenzene | ug/L | ND | 0.50 | 0.34 | 01/12/22 13:12 | |
| 1,3-Dichloropropane | ug/L | ND | 0.50 | 0.28 | 01/12/22 13:12 | |
| 1,4-Dichlorobenzene | ug/L | ND | 0.50 | 0.33 | 01/12/22 13:12 | |
| 2,2-Dichloropropane | ug/L | ND | 0.50 | 0.39 | 01/12/22 13:12 | |
| 2-Chlorotoluene | ug/L | ND | 0.50 | 0.32 | 01/12/22 13:12 | |
| 4-Chlorotoluene | ug/L | ND | 0.50 | 0.32 | 01/12/22 13:12 | |
| Benzene | ug/L | ND | 0.50 | 0.34 | 01/12/22 13:12 | |
| Bromobenzene | ug/L | ND | 0.50 | 0.29 | 01/12/22 13:12 | |
| Bromochloromethane | ug/L | ND | 0.50 | 0.47 | 01/12/22 13:12 | |
| Bromodichloromethane | ug/L | ND | 0.50 | 0.31 | 01/12/22 13:12 | |
| Bromoform | ug/L | ND | 0.50 | 0.34 | 01/12/22 13:12 | |
| Bromomethane | ug/L | ND | 5.0 | 1.7 | 01/12/22 13:12 | |
| Carbon tetrachloride | ug/L | ND | 0.50 | 0.33 | 01/12/22 13:12 | |
| Chlorobenzene | ug/L | ND | 0.50 | 0.28 | 01/12/22 13:12 | |
| Chloroethane | ug/L | ND | 1.0 | 0.65 | 01/12/22 13:12 | |
| Chloroform | ug/L | ND | 0.50 | 0.35 | 01/12/22 13:12 | |
| Chloromethane | ug/L | ND | 1.0 | 0.54 | 01/12/22 13:12 | |
| cis-1,2-Dichloroethene | ug/L | ND | 0.50 | 0.38 | 01/12/22 13:12 | |
| cis-1,3-Dichloropropene | ug/L | ND | 0.50 | 0.36 | 01/12/22 13:12 | |
| Dibromochloromethane | ug/L | ND | 0.50 | 0.36 | 01/12/22 13:12 | |
| Dibromomethane | ug/L | ND | 0.50 | 0.39 | 01/12/22 13:12 | |
| Dichlorodifluoromethane | ug/L | ND | 0.50 | 0.35 | 01/12/22 13:12 | |
| Diisopropyl ether | ug/L | ND | 0.50 | 0.31 | 01/12/22 13:12 | |

**Results presented on this page are in the units indicated by the "Units" column except where an alternate unit is presented to the right of the result.**

## REPORT OF LABORATORY ANALYSIS

This report shall not be reproduced, except in full,
without the written consent of Pace Analytical Services, LLC.

Pace Analytical Services, LLC
9800 Kincey Ave. Suite 100
Huntersville, NC 28078
(704)875-9092

## QUALITY CONTROL DATA

Project: 2020-LI-2448 Incident
Pace Project No.: 92582047

METHOD BLANK: 3514443 Matrix: Water
Associated Lab Samples: 92582047001

| Parameter | Units | Blank Result | Reporting Limit | MDL | Analyzed | Qualifiers |
|---|---|---|---|---|---|---|
| Ethanol | ug/L | ND | 200 | 72.2 | 01/12/22 13:12 | |
| Ethylbenzene | ug/L | ND | 0.50 | 0.30 | 01/12/22 13:12 | |
| Hexachloro-1,3-butadiene | ug/L | ND | 2.0 | 1.5 | 01/12/22 13:12 | |
| Isopropylbenzene (Cumene) | ug/L | ND | 0.50 | 0.33 | 01/12/22 13:12 | |
| m&p-Xylene | ug/L | ND | 1.0 | 0.71 | 01/12/22 13:12 | |
| Methyl-tert-butyl ether | ug/L | ND | 0.50 | 0.42 | 01/12/22 13:12 | |
| Methylene Chloride | ug/L | ND | 2.0 | 2.0 | 01/12/22 13:12 | |
| n-Butylbenzene | ug/L | ND | 0.50 | 0.49 | 01/12/22 13:12 | |
| n-Propylbenzene | ug/L | ND | 0.50 | 0.34 | 01/12/22 13:12 | |
| Naphthalene | ug/L | ND | 2.0 | 0.64 | 01/12/22 13:12 | |
| o-Xylene | ug/L | ND | 0.50 | 0.34 | 01/12/22 13:12 | |
| sec-Butylbenzene | ug/L | ND | 0.50 | 0.40 | 01/12/22 13:12 | |
| Styrene | ug/L | ND | 0.50 | 0.29 | 01/12/22 13:12 | |
| tert-Butylbenzene | ug/L | ND | 0.50 | 0.32 | 01/12/22 13:12 | |
| Tetrachloroethene | ug/L | ND | 0.50 | 0.29 | 01/12/22 13:12 | |
| Toluene | ug/L | ND | 0.50 | 0.48 | 01/12/22 13:12 | |
| trans-1,2-Dichloroethene | ug/L | ND | 0.50 | 0.40 | 01/12/22 13:12 | |
| trans-1,3-Dichloropropene | ug/L | ND | 0.50 | 0.36 | 01/12/22 13:12 | |
| Trichloroethene | ug/L | ND | 0.50 | 0.38 | 01/12/22 13:12 | |
| Trichlorofluoromethane | ug/L | ND | 1.0 | 0.30 | 01/12/22 13:12 | |
| Vinyl chloride | ug/L | ND | 1.0 | 0.39 | 01/12/22 13:12 | |
| 1,2-Dichloroethane-d4 (S) | % | 85 | 70-130 | | 01/12/22 13:12 | |
| 4-Bromofluorobenzene (S) | % | 95 | 70-130 | | 01/12/22 13:12 | |
| Toluene-d8 (S) | % | 104 | 70-130 | | 01/12/22 13:12 | |

LABORATORY CONTROL SAMPLE: 3514444

| Parameter | Units | Spike Conc. | LCS Result | LCS % Rec | % Rec Limits | Qualifiers |
|---|---|---|---|---|---|---|
| 1,1,1,2-Tetrachloroethane | ug/L | 50 | 46.4 | 93 | 60-140 | |
| 1,1,1-Trichloroethane | ug/L | 50 | 43.1 | 86 | 60-140 | |
| 1,1,2,2-Tetrachloroethane | ug/L | 50 | 47.4 | 95 | 60-140 | |
| 1,1,2-Trichloroethane | ug/L | 50 | 53.8 | 108 | 60-140 | |
| 1,1-Dichloroethane | ug/L | 50 | 49.4 | 99 | 60-140 | |
| 1,1-Dichloroethene | ug/L | 50 | 48.3 | 97 | 60-140 | |
| 1,1-Dichloropropene | ug/L | 50 | 46.8 | 94 | 60-140 | |
| 1,2,3-Trichlorobenzene | ug/L | 50 | 46.4 | 93 | 60-140 | |
| 1,2,3-Trichloropropane | ug/L | 50 | 41.8 | 84 | 60-140 | |
| 1,2,4-Trichlorobenzene | ug/L | 50 | 50.3 | 101 | 60-140 | |
| 1,2,4-Trimethylbenzene | ug/L | 50 | 50.1 | 100 | 60-140 | |
| 1,2-Dibromo-3-chloropropane | ug/L | 50 | 41.7 | 83 | 60-140 | |
| 1,2-Dibromoethane (EDB) | ug/L | 50 | 48.1 | 96 | 60-140 | |
| 1,2-Dichlorobenzene | ug/L | 50 | 50.3 | 101 | 60-140 | |
| 1,2-Dichloroethane | ug/L | 50 | 42.0 | 84 | 60-140 | |
| 1,2-Dichloropropane | ug/L | 50 | 50.3 | 101 | 60-140 | |

**Results presented on this page are in the units indicated by the "Units" column except where an alternate unit is presented to the right of the result.**

## REPORT OF LABORATORY ANALYSIS

This report shall not be reproduced, except in full,
without the written consent of Pace Analytical Services, LLC.

**Pace Analytical Services, LLC**
9800 Kincey Ave. Suite 100
Huntersville, NC 28078
(704)875-9092

## QUALITY CONTROL DATA

Project: 2020-LI-2448 Incident
Pace Project No.: 92582047

LABORATORY CONTROL SAMPLE: 3514444

| Parameter | Units | Spike Conc. | LCS Result | LCS % Rec | % Rec Limits | Qualifiers |
|---|---|---|---|---|---|---|
| 1,3,5-Trimethylbenzene | ug/L | 50 | 50.9 | 102 | 60-140 | |
| 1,3-Dichlorobenzene | ug/L | 50 | 49.7 | 99 | 60-140 | |
| 1,3-Dichloropropane | ug/L | 50 | 47.8 | 96 | 60-140 | |
| 1,4-Dichlorobenzene | ug/L | 50 | 49.3 | 99 | 60-140 | |
| 2,2-Dichloropropane | ug/L | 50 | 47.6 | 95 | 60-140 | |
| 2-Chlorotoluene | ug/L | 50 | 49.6 | 99 | 60-140 | |
| 4-Chlorotoluene | ug/L | 50 | 48.0 | 96 | 60-140 | |
| Benzene | ug/L | 50 | 51.9 | 104 | 60-140 | |
| Bromobenzene | ug/L | 50 | 49.3 | 99 | 60-140 | |
| Bromochloromethane | ug/L | 50 | 53.7 | 107 | 60-140 | |
| Bromodichloromethane | ug/L | 50 | 47.7 | 95 | 60-140 | |
| Bromoform | ug/L | 50 | 47.7 | 95 | 60-140 | |
| Bromomethane | ug/L | 50 | 50.5 | 101 | 60-140 | |
| Carbon tetrachloride | ug/L | 50 | 41.9 | 84 | 60-140 | |
| Chlorobenzene | ug/L | 50 | 51.1 | 102 | 60-140 | |
| Chloroethane | ug/L | 50 | 45.3 | 91 | 60-140 | |
| Chloroform | ug/L | 50 | 48.8 | 98 | 60-140 | |
| Chloromethane | ug/L | 50 | 44.6 | 89 | 60-140 | |
| cis-1,2-Dichloroethene | ug/L | 50 | 46.0 | 92 | 60-140 | |
| cis-1,3-Dichloropropene | ug/L | 50 | 49.1 | 98 | 60-140 | |
| Dibromochloromethane | ug/L | 50 | 49.4 | 99 | 60-140 | |
| Dibromomethane | ug/L | 50 | 53.1 | 106 | 60-140 | |
| Dichlorodifluoromethane | ug/L | 50 | 38.7 | 77 | 60-140 | |
| Diisopropyl ether | ug/L | 50 | 44.5 | 89 | 60-140 | |
| Ethanol | ug/L | 2000 | 1530 | 77 | 60-140 | |
| Ethylbenzene | ug/L | 50 | 50.0 | 100 | 60-140 | |
| Hexachloro-1,3-butadiene | ug/L | 50 | 43.1 | 86 | 60-140 | |
| Isopropylbenzene (Cumene) | ug/L | 50 | 52.4 | 105 | 60-140 | |
| m&p-Xylene | ug/L | 100 | 101 | 101 | 60-140 | |
| Methyl-tert-butyl ether | ug/L | 50 | 48.1 | 96 | 60-140 | |
| Methylene Chloride | ug/L | 50 | 47.1 | 94 | 60-140 | |
| n-Butylbenzene | ug/L | 50 | 49.4 | 99 | 60-140 | |
| n-Propylbenzene | ug/L | 50 | 49.9 | 100 | 60-140 | |
| Naphthalene | ug/L | 50 | 43.5 | 87 | 60-140 | |
| o-Xylene | ug/L | 50 | 51.6 | 103 | 60-140 | |
| sec-Butylbenzene | ug/L | 50 | 49.4 | 99 | 60-140 | |
| Styrene | ug/L | 50 | 50.7 | 101 | 60-140 | |
| tert-Butylbenzene | ug/L | 50 | 41.8 | 84 | 60-140 | |
| Tetrachloroethene | ug/L | 50 | 45.3 | 91 | 60-140 | |
| Toluene | ug/L | 50 | 53.2 | 106 | 60-140 | |
| trans-1,2-Dichloroethene | ug/L | 50 | 49.9 | 100 | 60-140 | |
| trans-1,3-Dichloropropene | ug/L | 50 | 50.0 | 100 | 60-140 | |
| Trichloroethene | ug/L | 50 | 51.2 | 102 | 60-140 | |
| Trichlorofluoromethane | ug/L | 50 | 39.6 | 79 | 60-140 | |
| Vinyl chloride | ug/L | 50 | 50.5 | 101 | 60-140 | |
| 1,2-Dichloroethane-d4 (S) | % | | | 87 | 70-130 | |
| 4-Bromofluorobenzene (S) | % | | | 97 | 70-130 | |

**Results presented on this page are in the units indicated by the "Units" column except where an alternate unit is presented to the right of the result.**

## REPORT OF LABORATORY ANALYSIS

This report shall not be reproduced, except in full,
without the written consent of Pace Analytical Services, LLC.

**Pace Analytical Services, LLC**
9800 Kincey Ave. Suite 100
Huntersville, NC 28078
(704)875-9092

## QUALITY CONTROL DATA

Project: 2020-LI-2448 Incident
Pace Project No.: 92582047

LABORATORY CONTROL SAMPLE: 3514444

| Parameter | Units | Spike Conc. | LCS Result | LCS % Rec | % Rec Limits | Qualifiers |
|---|---|---|---|---|---|---|
| Toluene-d8 (S) | % | | | 101 | 70-130 | |

MATRIX SPIKE & MATRIX SPIKE DUPLICATE: 3514445 3514446

| Parameter | Units | 92581670004 Result | MS Spike Conc. | MSD Spike Conc. | MS Result | MSD Result | MS % Rec | MSD % Rec | % Rec Limits | RPD | Max RPD | Qual |
|---|---|---|---|---|---|---|---|---|---|---|---|---|
| 1,1,1,2-Tetrachloroethane | ug/L | ND | 500 | 500 | 522 | 531 | 104 | 106 | 60-140 | 2 | 30 | |
| 1,1,1-Trichloroethane | ug/L | ND | 500 | 500 | 531 | 521 | 106 | 104 | 60-140 | 2 | 30 | |
| 1,1,2,2-Tetrachloroethane | ug/L | ND | 500 | 500 | 501 | 493 | 100 | 99 | 60-140 | 2 | 30 | |
| 1,1,2-Trichloroethane | ug/L | ND | 500 | 500 | 492 | 473 | 98 | 95 | 60-140 | 4 | 30 | |
| 1,1-Dichloroethane | ug/L | ND | 500 | 500 | 524 | 521 | 105 | 104 | 60-140 | 1 | 30 | |
| 1,1-Dichloroethene | ug/L | ND | 500 | 500 | 540 | 531 | 108 | 106 | 60-140 | 2 | 30 | |
| 1,1-Dichloropropene | ug/L | ND | 500 | 500 | 515 | 515 | 103 | 103 | 60-140 | 0 | 30 | |
| 1,2,3-Trichlorobenzene | ug/L | ND | 500 | 500 | 576 | 583 | 115 | 117 | 60-140 | 1 | 30 | |
| 1,2,3-Trichloropropane | ug/L | ND | 500 | 500 | 460 | 457 | 92 | 91 | 60-140 | 1 | 30 | |
| 1,2,4-Trichlorobenzene | ug/L | ND | 500 | 500 | 594 | 594 | 119 | 119 | 60-140 | 0 | 30 | |
| 1,2,4-Trimethylbenzene | ug/L | 2460 | 500 | 500 | 3100 | 3240 | 128 | 156 | 60-140 | 4 | 30 | M1 |
| 1,2-Dibromo-3-chloropropane | ug/L | ND | 500 | 500 | 533 | 525 | 107 | 105 | 60-140 | 2 | 30 | |
| 1,2-Dibromoethane (EDB) | ug/L | ND | 500 | 500 | 529 | 512 | 106 | 102 | 60-140 | 3 | 30 | |
| 1,2-Dichlorobenzene | ug/L | ND | 500 | 500 | 513 | 532 | 103 | 106 | 60-140 | 4 | 30 | |
| 1,2-Dichloroethane | ug/L | ND | 500 | 500 | 485 | 477 | 97 | 95 | 60-140 | 2 | 30 | |
| 1,2-Dichloropropane | ug/L | ND | 500 | 500 | 504 | 513 | 101 | 103 | 60-140 | 2 | 30 | |
| 1,3,5-Trimethylbenzene | ug/L | 118 | 500 | 500 | 678 | 703 | 112 | 117 | 60-140 | 4 | 30 | |
| 1,3-Dichlorobenzene | ug/L | ND | 500 | 500 | 522 | 533 | 104 | 107 | 60-140 | 2 | 30 | |
| 1,3-Dichloropropane | ug/L | ND | 500 | 500 | 499 | 502 | 100 | 100 | 60-140 | 1 | 30 | |
| 1,4-Dichlorobenzene | ug/L | ND | 500 | 500 | 508 | 519 | 102 | 104 | 60-140 | 2 | 30 | |
| 2,2-Dichloropropane | ug/L | ND | 500 | 500 | 420 | 423 | 84 | 85 | 60-140 | 1 | 30 | |
| 2-Chlorotoluene | ug/L | ND | 500 | 500 | 577 | 591 | 115 | 118 | 60-140 | 2 | 30 | |
| 4-Chlorotoluene | ug/L | ND | 500 | 500 | 498 | 507 | 100 | 101 | 60-140 | 2 | 30 | |
| Benzene | ug/L | 3250 | 500 | 500 | 3290 | 3300 | 9 | 10 | 60-140 | 0 | 30 | M1 |
| Bromobenzene | ug/L | ND | 500 | 500 | 526 | 543 | 105 | 109 | 60-140 | 3 | 30 | |
| Bromochloromethane | ug/L | ND | 500 | 500 | 517 | 542 | 103 | 108 | 60-140 | 5 | 30 | |
| Bromodichloromethane | ug/L | ND | 500 | 500 | 508 | 517 | 102 | 103 | 60-140 | 2 | 30 | |
| Bromoform | ug/L | ND | 500 | 500 | 515 | 516 | 103 | 103 | 60-140 | 0 | 30 | |
| Bromomethane | ug/L | ND | 500 | 500 | 415 | 440 | 83 | 88 | 60-140 | 6 | 30 | |
| Carbon tetrachloride | ug/L | ND | 500 | 500 | 537 | 547 | 107 | 109 | 60-140 | 2 | 30 | |
| Chlorobenzene | ug/L | ND | 500 | 500 | 515 | 515 | 103 | 103 | 60-140 | 0 | 30 | |
| Chloroethane | ug/L | ND | 500 | 500 | 500 | 509 | 100 | 102 | 60-140 | 2 | 30 | |
| Chloroform | ug/L | ND | 500 | 500 | 478 | 489 | 96 | 98 | 60-140 | 2 | 30 | |
| Chloromethane | ug/L | ND | 500 | 500 | 547 | 545 | 109 | 109 | 60-140 | 0 | 30 | |
| cis-1,2-Dichloroethene | ug/L | ND | 500 | 500 | 496 | 502 | 99 | 100 | 60-140 | 1 | 30 | |
| cis-1,3-Dichloropropene | ug/L | ND | 500 | 500 | 494 | 490 | 99 | 98 | 60-140 | 1 | 30 | |
| Dibromochloromethane | ug/L | ND | 500 | 500 | 526 | 529 | 105 | 106 | 60-140 | 0 | 30 | |
| Dibromomethane | ug/L | ND | 500 | 500 | 522 | 517 | 104 | 103 | 60-140 | 1 | 30 | |

**Results presented on this page are in the units indicated by the "Units" column except where an alternate unit is presented to the right of the result.**

## REPORT OF LABORATORY ANALYSIS

This report shall not be reproduced, except in full,
without the written consent of Pace Analytical Services, LLC.

**Pace Analytical Services, LLC**
9800 Kincey Ave. Suite 100
Huntersville, NC 28078
(704)875-9092

## QUALITY CONTROL DATA

Project: 2020-LI-2448 Incident
Pace Project No.: 92582047

MATRIX SPIKE & MATRIX SPIKE DUPLICATE: 3514445 3514446

| Parameter | Units | 92581670004 Result | MS Spike Conc. | MSD Spike Conc. | MS Result | MSD Result | MS % Rec | MSD % Rec | % Rec Limits | RPD | Max RPD | Qual |
|---|---|---|---|---|---|---|---|---|---|---|---|---|
| Dichlorodifluoromethane | ug/L | ND | 500 | 500 | 452 | 449 | 90 | 90 | 60-140 | 1 | 30 | |
| Diisopropyl ether | ug/L | 40.1 | 500 | 500 | 514 | 510 | 95 | 94 | 60-140 | 1 | 30 | |
| Ethanol | ug/L | ND | 20000 | 20000 | 20200 | 19600 | 101 | 98 | 60-140 | 3 | 30 | |
| Ethylbenzene | ug/L | 1800 | 500 | 500 | 2210 | 2250 | 82 | 91 | 60-140 | 2 | 30 | |
| Hexachloro-1,3-butadiene | ug/L | ND | 500 | 500 | 563 | 598 | 113 | 120 | 60-140 | 6 | 30 | |
| Isopropylbenzene (Cumene) | ug/L | 117 | 500 | 500 | 668 | 684 | 110 | 113 | 60-140 | 2 | 30 | |
| m&p-Xylene | ug/L | 1030 | 1000 | 1000 | 2060 | 2080 | 103 | 104 | 60-140 | 1 | 30 | |
| Methyl-tert-butyl ether | ug/L | 982 | 500 | 500 | 1370 | 1350 | 77 | 74 | 60-140 | 1 | 30 | |
| Methylene Chloride | ug/L | ND | 500 | 500 | 507 | 496 | 101 | 99 | 60-140 | 2 | 30 | |
| n-Butylbenzene | ug/L | 61.9 | 500 | 500 | 679 | 711 | 123 | 130 | 60-140 | 5 | 30 | |
| n-Propylbenzene | ug/L | 387 | 500 | 500 | 903 | 936 | 103 | 110 | 60-140 | 4 | 30 | |
| Naphthalene | ug/L | 468 | 500 | 500 | 1290 | 1320 | 164 | 170 | 60-140 | 3 | 30 | M1 |
| o-Xylene | ug/L | 31.0 | 500 | 500 | 565 | 568 | 107 | 107 | 60-140 | 1 | 30 | |
| sec-Butylbenzene | ug/L | ND | 500 | 500 | 585 | 603 | 117 | 121 | 60-140 | 3 | 30 | |
| Styrene | ug/L | ND | 500 | 500 | 533 | 556 | 107 | 111 | 60-140 | 4 | 30 | |
| tert-Butylbenzene | ug/L | ND | 500 | 500 | 451 | 466 | 90 | 93 | 60-140 | 3 | 30 | |
| Tetrachloroethene | ug/L | ND | 500 | 500 | 537 | 545 | 107 | 109 | 60-140 | 1 | 30 | |
| Toluene | ug/L | 81.8 | 500 | 500 | 579 | 587 | 99 | 101 | 60-140 | 1 | 30 | |
| trans-1,2-Dichloroethene | ug/L | ND | 500 | 500 | 520 | 520 | 104 | 104 | 60-140 | 0 | 30 | |
| trans-1,3-Dichloropropene | ug/L | ND | 500 | 500 | 478 | 481 | 96 | 96 | 60-140 | 1 | 30 | |
| Trichloroethene | ug/L | ND | 500 | 500 | 509 | 518 | 102 | 104 | 60-140 | 2 | 30 | |
| Trichlorofluoromethane | ug/L | ND | 500 | 500 | 486 | 482 | 97 | 96 | 60-140 | 1 | 30 | |
| Vinyl chloride | ug/L | ND | 500 | 500 | 525 | 533 | 105 | 107 | 60-140 | 1 | 30 | |
| 1,2-Dichloroethane-d4 (S) | % | | | | | | 92 | 91 | 70-130 | | | |
| 4-Bromofluorobenzene (S) | % | | | | | | 101 | 100 | 70-130 | | | |
| Toluene-d8 (S) | % | | | | | | 99 | 99 | 70-130 | | | |

**Results presented on this page are in the units indicated by the "Units" column except where an alternate unit is presented to the right of the result.**

## REPORT OF LABORATORY ANALYSIS

This report shall not be reproduced, except in full,
without the written consent of Pace Analytical Services, LLC.

**Pace Analytical Services, LLC**
9800 Kincey Ave. Suite 100
Huntersville, NC 28078
(704)875-9092

# QUALIFIERS

Project: 2020-LI-2448 Incident
Pace Project No.: 92582047

## DEFINITIONS

DF - Dilution Factor, if reported, represents the factor applied to the reported data due to dilution of the sample aliquot.

ND - Not Detected at or above adjusted reporting limit.

TNTC - Too Numerous To Count

J - Estimated concentration above the adjusted method detection limit and below the adjusted reporting limit.

MDL - Adjusted Method Detection Limit.

PQL - Practical Quantitation Limit.

RL - Reporting Limit - The lowest concentration value that meets project requirements for quantitative data with known precision and bias for a specific analyte in a specific matrix.

S - Surrogate

1,2-Diphenylhydrazine decomposes to and cannot be separated from Azobenzene using Method 8270. The result for each analyte is a combined concentration.

Consistent with EPA guidelines, unrounded data are displayed and have been used to calculate % recovery and RPD values.

LCS(D) - Laboratory Control Sample (Duplicate)

MS(D) - Matrix Spike (Duplicate)

DUP - Sample Duplicate

RPD - Relative Percent Difference

NC - Not Calculable.

SG - Silica Gel - Clean-Up

U - Indicates the compound was analyzed for, but not detected.

Acid preservation may not be appropriate for 2 Chloroethylvinyl ether.

A separate vial preserved to a pH of 4-5 is recommended in SW846 Chapter 4 for the analysis of Acrolein and Acrylonitrile by EPA Method 8260.

N-Nitrosodiphenylamine decomposes and cannot be separated from Diphenylamine using Method 8270. The result reported for each analyte is a combined concentration.

Reported results are not rounded until the final step prior to reporting. Therefore, calculated parameters that are typically reported as "Total" may vary slightly from the sum of the reported component parameters.

Pace Analytical is TNI accredited. Contact your Pace PM for the current list of accredited analytes.

TNI - The NELAC Institute.

## ANALYTE QUALIFIERS

| | |
|---|---|
| M1 | Matrix spike recovery exceeded QC limits. Batch accepted based on laboratory control sample (LCS) recovery. |
| N2 | The lab does not hold NELAC/TNI accreditation for this parameter but other accreditations/certifications may apply. A complete list of accreditations/certifications is available upon request. |



This report shall not be reproduced, except in full,
without the written consent of Pace Analytical Services, LLC.

**Pace Analytical Services, LLC**
9800 Kincey Ave. Suite 100
Huntersville, NC 28078
(704)875-9092

## QUALITY CONTROL DATA CROSS REFERENCE TABLE

Project: 2020-LI-2448 Incident
Pace Project No.: 92582047

| Lab ID | Sample ID | QC Batch Method | QC Batch | Analytical Method | Analytical Batch |
|---|---|---|---|---|---|
| **92582047001** | **13800_HC_RD** | MADEP VPH | 671335 | | |
| **92582047001** | **13800_HC_RD** | EPA 3010A | 671291 | EPA 6010D | 671415 |
| **92582047001** | **13800_HC_RD** | SM 6200B | 671252 | | |



This report shall not be reproduced, except in full,
without the written consent of Pace Analytical Services, LLC.

Pace Analytical

# CHAIN-OF-CUSTODY Analytical Request Document

Chain-of-Custody is a LEGAL DOCUMENT - Complete all relevent fields

LAB USE O WO# : 92582047

92582047

ber or

Container P

| | |
|---|---|
| Company: Apex Companies | Billing Information: |
| Address: | |
| Report To: Andrew Street | Email To: andrew.street@apexcos.com |
| Copy To: | Site Collection Info/Address: 13800 Huntersville-Concord RD |
| Customer Project Name/Number: 2020-L1-2448 | State: NC County/City: Huntersville Time Zone Collected: [ ] PT [ ] MT [ ] CT [ ] ET |
| Phone: Email: | Site/Facility ID #: |
| Compliance Monitoring? [ ] Yes [ ] No | |
| Collected By (print): Matt T. | Purchase Order #: Quote #: |
| DW PWS ID #: DW Location Code: | |
| Collected By (signature): [signature] | Turnaround Date Required: ASAP |
| Immediately Packed on Ice: [ ] Yes [ ] No | |
| Sample Disposal: [ ] Dispose as appropriate [ ] Return [ ] Archive: ____ [ ] Hold: ____ | Rush: [ ] Same Day [ ] Next Day [ ] 2 Day [ ] 3 Day [ ] 4 Day [ ] 5 Day (Expedite Charges Apply) |
| Field Filtered (if applicable): [ ] Yes [ ] No Analysis: ____ | |

** Preservative Types: (1) nitric acid, (2) sulfuric acid, (3) hydrochloric acid, (4) sodium hydroxide, (5) zinc acetate, (6) methanol, (7) sodium bisulfate, (8) sodium thiosulfate, (9) hexane, (A) ascorbic acid, (B) ammonium sulfate, (C) ammonium hydroxide, (D) TSP, (U) Unpreserved, (O) Other ____

* Matrix Codes (Insert in Matrix box below): Drinking Water (DW), Ground Water (GW), Wastewater (WW), Product (P), Soil/Solid (SL), Oil (OL), Wipe (WP), Air (AR), Tissue (TS), Bioassay (B), Vapor (V), Other (OT)

Analyses

| Customer Sample ID | Matrix * | Comp / Grab | Collected (or Composite Start) Date | Collected (or Composite Start) Time | Composite End Date | Composite End Time | Res Cl | # of Ctns | Lead | VOCs 6200B | MADEP VPH | | | | | | | |
|---|---|---|---|---|---|---|---|---|---|---|---|---|---|---|---|---|---|---|
| 13800-HC-RD | DW | G | 1-11-22 | 1010 | | | | 8 | X | X | X | | | | | | | |

Lab Profile/Line:

Lab Sample Receipt Checklist:

| | |
|---|---|
| Custody Seals Present/Intact | Y N NA |
| Custody Signatures Present | Y N NA |
| Collector Signature Present | Y N NA |
| Bottles Intact | Y N NA |
| Correct Bottles | Y N NA |
| Sufficient Volume | Y N NA |
| Samples Received on Ice | Y N NA |
| VOA - Headspace Acceptable | Y N NA |
| USDA Regulated Soils | Y N NA |
| Samples in Holding Time | Y N NA |
| Residual Chlorine Present | Y N NA |
| Cl Strips: ____ | |
| Sample pH Acceptable | Y N NA |
| pH Strips: 223810AU | |
| Sulfide Present | Y N NA |
| Lead Acetate Strips: ____ | |

LAB USE ONLY:
Lab Sample # / Comments:

92582047

001

Customer Remarks / Special Conditions / Possible Hazards:

Type of Ice Used: Wet Blue Dry None

Packing Material Used: BB

Radchem sample(s) screened (<500 cpm): Y N NA

SHORT HOLDS PRESENT (<72 hours): Y N N/A

Lab Tracking #: 2601716

Samples received via: FEDEX UPS Client Courier Pace Courier

Lab Sample Temperature Info:
Temp Blank Received: Y N NA
Therm ID#: 92064
Cooler 1 Temp Upon Receipt: 0.1 oC
Cooler 1 Therm Corr. Factor: 0 oC
Cooler 1 Corrected Temp: 0.1 oC
Comments:

| Relinquished by/Company: (Signature) | Date/Time: | Received by/Company: (Signature) | Date/Time: |
|---|---|---|---|
| [signature] / Apex | 1-11-22/1240 | KH Pace HVL | 1/11/22 1240 |
| Relinquished by/Company: (Signature) | Date/Time: | Received by/Company: (Signature) | Date/Time: |
| Relinquished by/Company: (Signature) | Date/Time: | Received by/Company: (Signature) | Date/Time: |

MTJL LAB USE ONLY
Table #:
Acctnum:
Template:
Prelogin:
PM:
PB:

Trip Blank Received: Y N NA
HCL MeOH TSP Other

Non Conformance(s): YES / NO

Page: ____ of: ____

***Check mark top half of box if pH and/or dechlorination is verified and within the acceptance range for preservation samples.**

Exceptions: VOA, Coliform, TOC, Oil and Grease, DRO/8015 (water) DOC, LLHg

****Bottom half of box is to list number of bottles**

Project

WO#: 92582047

PM: AMB Due Date: 01/18/22

CLIENT: 92-APEX MOOR

| Item# | BP4U-125 mL Plastic Unpreserved (N/A) (Cl-) | BP3U-250 mL Plastic Unpreserved (N/A) | BP2U-500 mL Plastic Unpreserved (N/A) | BP1U-1 liter Plastic Unpreserved (N/A) | BP4S-125 mL Plastic H2SO4 (pH < 2) (Cl-) | BP3N-250 mL plastic HNO3 (pH < 2) | BP4Z-125 mL Plastic ZN Acetate & NaOH (>9) | BP4B-125 mL Plastic NaOH (pH > 12) (Cl-) | WGFU-Wide-mouthed Glass jar Unpreserved | AG1U-1 liter Amber Unpreserved (N/A) (Cl-) | AG1H-1 liter Amber HCl (pH < 2) | AG3U-250 mL Amber Unpreserved (N/A) (Cl-) | AG1S-1 liter Amber H2SO4 (pH < 2) | AG3S-250 mL Amber H2SO4 (pH < 2) | AG3A(DG3A)-250 mL Amber NH4Cl (N/A)(Cl-) | DG9H-40 mL VOA HCl (N/A) | VG9T-40 mL VOA Na2S2O3 (N/A) | VG9U-40 mL VOA Unpreserved (N/A) | DG9P-40 mL VOA H3PO4 (N/A) | VOAK (3 vials per kit)-5035 kit (N/A) | V/GK (3 vials per kit)-VPH/Gas kit (N/A) | SP5T-125 mL Sterile Plastic (N/A – lab) | SP2T-250 mL Sterile Plastic (N/A – lab) | | BP3A-250 mL Plastic (NH2)2SO4 (9.3-9.7) | AG0U-100 mL Amber Unpreserved vials (N/A) | VSGU-20 mL Scintillation vials (N/A) | DG9U-40 mL Amber Unpreserved vials (N/A) |
|---|---|---|---|---|---|---|---|---|---|---|---|---|---|---|---|---|---|---|---|---|---|---|---|---|---|---|---|---|---|
| 1 | \ | | | | \ | ✓ 1 | \ | \ | | | \ | | \ | \ | \ | 7 | | | | | | | | | \ | \ | | | |
| 2 | \ | | | | \ | \ | \ | \ | | | \ | | \ | \ | \ | | | | | | | | | | \ | \ | | | |
| 3 | \ | | | | \ | \ | \ | \ | | | \ | | \ | \ | \ | | | | | | | | | | \ | \ | | | |
| 4 | \ | | | | \ | \ | \ | \ | | | \ | | \ | \ | \ | | | | | | | | | | \ | \ | | | |
| 5 | \ | | | | \ | \ | \ | \ | | | \ | | \ | \ | \ | | | | | | | | | | \ | \ | | | |
| 6 | \ | | | | \ | \ | \ | \ | | | \ | | \ | \ | \ | | | | | | | | | | \ | \ | | | |
| 7 | \ | | | | \ | \ | \ | \ | | | \ | | \ | \ | \ | | | | | | | | | | \ | \ | | | |
| 8 | \ | | | | \ | \ | \ | \ | | | \ | | \ | \ | \ | | | | | | | | | | \ | \ | | | |
| 9 | \ | | | | \ | \ | \ | \ | | | \ | | \ | \ | \ | | | | | | | | | | \ | \ | | | |
| 10 | \ | | | | \ | \ | \ | \ | | | \ | | \ | \ | \ | | | | | | | | | | \ | \ | | | |
| 11 | \ | | | | \ | \ | \ | \ | | | \ | | \ | \ | \ | | | | | | | | | | \ | \ | | | |
| 12 | \ | | | | \ | \ | \ | \ | | | \ | | \ | \ | \ | | | | | | | | | | \ | \ | | | |

## pH Adjustment Log for Preserved Samples

| Sample ID | Type of Preservative | pH upon receipt | Date preservation adjusted | Time preservation adjusted | Amount of Preservative added | Lot # |
|---|---|---|---|---|---|---|
| | | | | | | |
| | | | | | | |
| | | | | | | |

Note: Whenever there is a discrepancy affecting North Carolina compliance samples, a copy of this form will be sent to the North Carolina DEHNR Certification Office (I.e. Out of hold, incorrect preservative, out of temp, incorrect containers.

**Pace Analytical Services, LLC**
9800 Kincey Ave. Suite 100
Huntersville, NC 28078
(704)875-9092

January 17, 2022

Andrew Street
Apex Companies - NC
5900 Northwoods Business Pkwy
Suite 5900-0
Charlotte, NC 28269

RE: Project: 2020-LI-2448 Incident
Pace Project No.: 92582055

Dear Andrew Street:

Enclosed are the analytical results for sample(s) received by the laboratory on January 11, 2022. The results relate only to the samples included in this report. Results reported herein conform to the applicable TNI/NELAC Standards and the laboratory's Quality Manual, where applicable, unless otherwise noted in the body of the report.

The test results provided in this final report were generated by each of the following laboratories within the Pace Network:

- Pace Analytical Services - Asheville
- Pace Analytical Services - Charlotte

If you have any questions concerning this report, please feel free to contact me.

Sincerely,

Angela M. Baioni

Angela Baioni
angela.baioni@pacelabs.com
(704)875-9092
Project Manager

Enclosures

cc: J Culbreath, Colonial Pipeline Company
Naomi Fretz, APEX Companies, LLC
Robert Hughes, Colonial Pipeline
Cameron Lee, Montrose-EPS
Jamie Moran, APEX Companies, LLC
Jeff Morrison, Colonial Pipeline Company
Tom Naumann, APEX Companies - NC
Joe Nicolette, Montrose-EPS
Kaitlyn Nootens, Apex Companies
Christopher Schultz, Apex Companies
Matt Teixeira, Apex Companies, LLC
Michael Verdon, Colonial Pipeline Company
JM Wyatt, Colonial Pipeline Company

**REPORT OF LABORATORY ANALYSIS**

This report shall not be reproduced, except in full,
without the written consent of Pace Analytical Services, LLC.

**Pace Analytical Services, LLC**
9800 Kincey Ave.  Suite 100
Huntersville, NC 28078
(704)875-9092

## CERTIFICATIONS

Project: 2020-LI-2448 Incident
Pace Project No.: 92582055

**Pace Analytical Services Charlotte**

South Carolina Laboratory ID: 99006
9800 Kincey Ave. Ste 100, Huntersville, NC 28078
North Carolina Drinking Water Certification #: 37706
North Carolina Field Services Certification #: 5342
North Carolina Wastewater Certification #: 12
South Carolina Laboratory ID: 99006
South Carolina Certification #: 99006001
South Carolina Drinking Water Cert. #: 99006003
Florida/NELAP Certification #: E87627
Kentucky UST Certification #: 84
Louisiana DoH Drinking Water #: LA029
Virginia/VELAP Certification #: 460221

**Pace Analytical Services Asheville**

2225 Riverside Drive, Asheville, NC  28804
Florida/NELAP Certification #: E87648
North Carolina Drinking Water Certification #: 37712
North Carolina Wastewater Certification #: 40
South Carolina Laboratory ID: 99030
South Carolina Certification #: 99030001
Virginia/VELAP Certification #: 460222



This report shall not be reproduced, except in full,
without the written consent of Pace Analytical Services, LLC.

**Pace Analytical Services, LLC**
9800 Kincey Ave. Suite 100
Huntersville, NC 28078
(704)875-9092

## SAMPLE SUMMARY

Project: 2020-LI-2448 Incident
Pace Project No.: 92582055

| Lab ID | Sample ID | Matrix | Date Collected | Date Received |
|---|---|---|---|---|
| **92582055001** | **14226_HC_RD** | Water | 01/11/22 11:55 | 01/11/22 12:40 |

## REPORT OF LABORATORY ANALYSIS

This report shall not be reproduced, except in full,
without the written consent of Pace Analytical Services, LLC.

**Pace Analytical Services, LLC**
9800 Kincey Ave. Suite 100
Huntersville, NC 28078
(704)875-9092

## SAMPLE ANALYTE COUNT

Project: 2020-LI-2448 Incident
Pace Project No.: 92582055

| Lab ID | Sample ID | Method | Analysts | Analytes Reported | Laboratory |
|---|---|---|---|---|---|
| **92582055001** | **14226_HC_RD** | MADEP VPH | MAD | 6 | PASI-C |
| | | EPA 6010D | CBV | 1 | PASI-A |
| | | SM 6200B | SAS | 64 | PASI-C |

PASI-A = Pace Analytical Services - Asheville
PASI-C = Pace Analytical Services - Charlotte



This report shall not be reproduced, except in full,
without the written consent of Pace Analytical Services, LLC.

**Pace Analytical Services, LLC**
9800 Kincey Ave. Suite 100
Huntersville, NC 28078
(704)875-9092

## ANALYTICAL RESULTS

Project: 2020-LI-2448 Incident
Pace Project No.: 92582055

**Sample: 14226_HC_RD** **Lab ID: 92582055001** Collected: 01/11/22 11:55 Received: 01/11/22 12:40 Matrix: Water

| Parameters | Results | Units | Report Limit | MDL | DF | Prepared | Analyzed | CAS No. | Qual |
|---|---|---|---|---|---|---|---|---|---|
| **VPH NC Water** | Analytical Method: MADEP VPH<br>Pace Analytical Services - Charlotte | | | | | | | | |
| Total VPH (C5-C12) | ND | ug/L | 50.0 | 50.0 | 1 | | 01/12/22 16:34 | | N2 |
| Aliphatic (C05-C08) | ND | ug/L | 50.0 | 50.0 | 1 | | 01/12/22 16:34 | | N2 |
| Aliphatic(C09-C12) Adjusted | ND | ug/L | 50.0 | 50.0 | 1 | | 01/12/22 16:34 | | N2 |
| Aromatic (C09-C10) | ND | ug/L | 50.0 | 50.0 | 1 | | 01/12/22 16:34 | | N2 |
| ***Surrogates*** | | | | | | | | | |
| 4-Bromofluorobenzene (FID) (S) | 99 | % | 70-130 | | 1 | | 01/12/22 16:34 | 460-00-4 | |
| 4-Bromofluorobenzene (PID) (S) | 78 | % | 70-130 | | 1 | | 01/12/22 16:34 | 460-00-4 | |
| **6010 MET ICP** | Analytical Method: EPA 6010D Preparation Method: EPA 3010A<br>Pace Analytical Services - Asheville | | | | | | | | |
| Lead | ND | ug/L | 5.0 | 4.5 | 1 | 01/12/22 16:17 | 01/13/22 18:08 | 7439-92-1 | |
| **6200B MSV** | Analytical Method: SM 6200B<br>Pace Analytical Services - Charlotte | | | | | | | | |
| Benzene | ND | ug/L | 0.50 | 0.34 | 1 | | 01/12/22 15:36 | 71-43-2 | |
| Bromobenzene | ND | ug/L | 0.50 | 0.29 | 1 | | 01/12/22 15:36 | 108-86-1 | |
| Bromochloromethane | ND | ug/L | 0.50 | 0.47 | 1 | | 01/12/22 15:36 | 74-97-5 | |
| Bromodichloromethane | ND | ug/L | 0.50 | 0.31 | 1 | | 01/12/22 15:36 | 75-27-4 | |
| Bromoform | ND | ug/L | 0.50 | 0.34 | 1 | | 01/12/22 15:36 | 75-25-2 | |
| Bromomethane | ND | ug/L | 5.0 | 1.7 | 1 | | 01/12/22 15:36 | 74-83-9 | |
| n-Butylbenzene | ND | ug/L | 0.50 | 0.49 | 1 | | 01/12/22 15:36 | 104-51-8 | |
| sec-Butylbenzene | ND | ug/L | 0.50 | 0.40 | 1 | | 01/12/22 15:36 | 135-98-8 | |
| tert-Butylbenzene | ND | ug/L | 0.50 | 0.32 | 1 | | 01/12/22 15:36 | 98-06-6 | |
| Carbon tetrachloride | ND | ug/L | 0.50 | 0.33 | 1 | | 01/12/22 15:36 | 56-23-5 | |
| Chlorobenzene | ND | ug/L | 0.50 | 0.28 | 1 | | 01/12/22 15:36 | 108-90-7 | |
| Chloroethane | ND | ug/L | 1.0 | 0.65 | 1 | | 01/12/22 15:36 | 75-00-3 | |
| Chloroform | ND | ug/L | 0.50 | 0.35 | 1 | | 01/12/22 15:36 | 67-66-3 | |
| Chloromethane | ND | ug/L | 1.0 | 0.54 | 1 | | 01/12/22 15:36 | 74-87-3 | |
| 2-Chlorotoluene | ND | ug/L | 0.50 | 0.32 | 1 | | 01/12/22 15:36 | 95-49-8 | |
| 4-Chlorotoluene | ND | ug/L | 0.50 | 0.32 | 1 | | 01/12/22 15:36 | 106-43-4 | |
| 1,2-Dibromo-3-chloropropane | ND | ug/L | 1.0 | 0.34 | 1 | | 01/12/22 15:36 | 96-12-8 | |
| Dibromochloromethane | ND | ug/L | 0.50 | 0.36 | 1 | | 01/12/22 15:36 | 124-48-1 | |
| 1,2-Dibromoethane (EDB) | ND | ug/L | 0.50 | 0.27 | 1 | | 01/12/22 15:36 | 106-93-4 | |
| Dibromomethane | ND | ug/L | 0.50 | 0.39 | 1 | | 01/12/22 15:36 | 74-95-3 | |
| 1,2-Dichlorobenzene | ND | ug/L | 0.50 | 0.34 | 1 | | 01/12/22 15:36 | 95-50-1 | |
| 1,3-Dichlorobenzene | ND | ug/L | 0.50 | 0.34 | 1 | | 01/12/22 15:36 | 541-73-1 | |
| 1,4-Dichlorobenzene | ND | ug/L | 0.50 | 0.33 | 1 | | 01/12/22 15:36 | 106-46-7 | |
| Dichlorodifluoromethane | ND | ug/L | 0.50 | 0.35 | 1 | | 01/12/22 15:36 | 75-71-8 | |
| 1,1-Dichloroethane | ND | ug/L | 0.50 | 0.37 | 1 | | 01/12/22 15:36 | 75-34-3 | |
| 1,2-Dichloroethane | ND | ug/L | 0.50 | 0.32 | 1 | | 01/12/22 15:36 | 107-06-2 | |
| 1,1-Dichloroethene | ND | ug/L | 0.50 | 0.35 | 1 | | 01/12/22 15:36 | 75-35-4 | |
| cis-1,2-Dichloroethene | ND | ug/L | 0.50 | 0.38 | 1 | | 01/12/22 15:36 | 156-59-2 | |
| trans-1,2-Dichloroethene | ND | ug/L | 0.50 | 0.40 | 1 | | 01/12/22 15:36 | 156-60-5 | |
| 1,2-Dichloropropane | ND | ug/L | 0.50 | 0.36 | 1 | | 01/12/22 15:36 | 78-87-5 | |
| 1,3-Dichloropropane | ND | ug/L | 0.50 | 0.28 | 1 | | 01/12/22 15:36 | 142-28-9 | |

## REPORT OF LABORATORY ANALYSIS

This report shall not be reproduced, except in full,
without the written consent of Pace Analytical Services, LLC.

**Pace Analytical Services, LLC**
9800 Kincey Ave. Suite 100
Huntersville, NC 28078
(704)875-9092

## ANALYTICAL RESULTS

Project: 2020-LI-2448 Incident
Pace Project No.: 92582055

**Sample: 14226_HC_RD** **Lab ID: 92582055001** Collected: 01/11/22 11:55 Received: 01/11/22 12:40 Matrix: Water

| Parameters | Results | Units | Report Limit | MDL | DF | Prepared | Analyzed | CAS No. | Qual |
|---|---|---|---|---|---|---|---|---|---|
| **6200B MSV** | Analytical Method: SM 6200B<br>Pace Analytical Services - Charlotte | | | | | | | | |
| 2,2-Dichloropropane | ND | ug/L | 0.50 | 0.39 | 1 | | 01/12/22 15:36 | 594-20-7 | |
| 1,1-Dichloropropene | ND | ug/L | 0.50 | 0.43 | 1 | | 01/12/22 15:36 | 563-58-6 | |
| cis-1,3-Dichloropropene | ND | ug/L | 0.50 | 0.36 | 1 | | 01/12/22 15:36 | 10061-01-5 | |
| trans-1,3-Dichloropropene | ND | ug/L | 0.50 | 0.36 | 1 | | 01/12/22 15:36 | 10061-02-6 | |
| Diisopropyl ether | ND | ug/L | 0.50 | 0.31 | 1 | | 01/12/22 15:36 | 108-20-3 | |
| Ethanol | ND | ug/L | 200 | 72.2 | 1 | | 01/12/22 15:36 | 64-17-5 | |
| Ethylbenzene | ND | ug/L | 0.50 | 0.30 | 1 | | 01/12/22 15:36 | 100-41-4 | |
| Hexachloro-1,3-butadiene | ND | ug/L | 2.0 | 1.5 | 1 | | 01/12/22 15:36 | 87-68-3 | |
| Isopropylbenzene (Cumene) | ND | ug/L | 0.50 | 0.33 | 1 | | 01/12/22 15:36 | 98-82-8 | |
| Methylene Chloride | ND | ug/L | 2.0 | 2.0 | 1 | | 01/12/22 15:36 | 75-09-2 | |
| Methyl-tert-butyl ether | ND | ug/L | 0.50 | 0.42 | 1 | | 01/12/22 15:36 | 1634-04-4 | |
| Naphthalene | ND | ug/L | 2.0 | 0.64 | 1 | | 01/12/22 15:36 | 91-20-3 | |
| n-Propylbenzene | ND | ug/L | 0.50 | 0.34 | 1 | | 01/12/22 15:36 | 103-65-1 | |
| Styrene | ND | ug/L | 0.50 | 0.29 | 1 | | 01/12/22 15:36 | 100-42-5 | |
| 1,1,1,2-Tetrachloroethane | ND | ug/L | 0.50 | 0.31 | 1 | | 01/12/22 15:36 | 630-20-6 | |
| 1,1,2,2-Tetrachloroethane | ND | ug/L | 0.50 | 0.22 | 1 | | 01/12/22 15:36 | 79-34-5 | |
| Tetrachloroethene | ND | ug/L | 0.50 | 0.29 | 1 | | 01/12/22 15:36 | 127-18-4 | |
| Toluene | ND | ug/L | 0.50 | 0.48 | 1 | | 01/12/22 15:36 | 108-88-3 | |
| 1,2,3-Trichlorobenzene | ND | ug/L | 2.0 | 0.81 | 1 | | 01/12/22 15:36 | 87-61-6 | |
| 1,2,4-Trichlorobenzene | ND | ug/L | 2.0 | 0.64 | 1 | | 01/12/22 15:36 | 120-82-1 | |
| 1,1,1-Trichloroethane | ND | ug/L | 0.50 | 0.33 | 1 | | 01/12/22 15:36 | 71-55-6 | |
| 1,1,2-Trichloroethane | ND | ug/L | 0.50 | 0.32 | 1 | | 01/12/22 15:36 | 79-00-5 | |
| Trichloroethene | ND | ug/L | 0.50 | 0.38 | 1 | | 01/12/22 15:36 | 79-01-6 | |
| Trichlorofluoromethane | ND | ug/L | 1.0 | 0.30 | 1 | | 01/12/22 15:36 | 75-69-4 | |
| 1,2,3-Trichloropropane | ND | ug/L | 0.50 | 0.26 | 1 | | 01/12/22 15:36 | 96-18-4 | |
| 1,2,4-Trimethylbenzene | ND | ug/L | 0.50 | 0.50 | 1 | | 01/12/22 15:36 | 95-63-6 | |
| 1,3,5-Trimethylbenzene | ND | ug/L | 0.50 | 0.33 | 1 | | 01/12/22 15:36 | 108-67-8 | |
| Vinyl chloride | ND | ug/L | 1.0 | 0.39 | 1 | | 01/12/22 15:36 | 75-01-4 | |
| m&p-Xylene | ND | ug/L | 1.0 | 0.71 | 1 | | 01/12/22 15:36 | 179601-23-1 | |
| o-Xylene | ND | ug/L | 0.50 | 0.34 | 1 | | 01/12/22 15:36 | 95-47-6 | |
| ***Surrogates*** | | | | | | | | | |
| 1,2-Dichloroethane-d4 (S) | 86 | % | 70-130 | | 1 | | 01/12/22 15:36 | 17060-07-0 | |
| 4-Bromofluorobenzene (S) | 93 | % | 70-130 | | 1 | | 01/12/22 15:36 | 460-00-4 | |
| Toluene-d8 (S) | 104 | % | 70-130 | | 1 | | 01/12/22 15:36 | 2037-26-5 | |

## REPORT OF LABORATORY ANALYSIS

This report shall not be reproduced, except in full,
without the written consent of Pace Analytical Services, LLC.

**Pace Analytical Services, LLC**
9800 Kincey Ave. Suite 100
Huntersville, NC 28078
(704)875-9092

## QUALITY CONTROL DATA

Project: 2020-LI-2448 Incident
Pace Project No.: 92582055

QC Batch: 671335
QC Batch Method: MADEP VPH
Analysis Method: MADEP VPH
Analysis Description: VPH NC Water
Laboratory: Pace Analytical Services - Charlotte
Associated Lab Samples: 92582055001

METHOD BLANK: 3514828 Matrix: Water
Associated Lab Samples: 92582055001

| Parameter | Units | Blank Result | Reporting Limit | MDL | Analyzed | Qualifiers |
|---|---|---|---|---|---|---|
| Aliphatic (C05-C08) | ug/L | ND | 50.0 | 50.0 | 01/12/22 15:09 | N2 |
| Aromatic (C09-C10) | ug/L | ND | 50.0 | 50.0 | 01/12/22 15:09 | N2 |
| 4-Bromofluorobenzene (FID) (S) | % | 97 | 70-130 | | 01/12/22 15:09 | |
| 4-Bromofluorobenzene (PID) (S) | % | 77 | 70-130 | | 01/12/22 15:09 | |

LABORATORY CONTROL SAMPLE & LCSD: 3514829 3514830

| Parameter | Units | Spike Conc. | LCS Result | LCSD Result | LCS % Rec | LCSD % Rec | % Rec Limits | RPD | Max RPD | Qualifiers |
|---|---|---|---|---|---|---|---|---|---|---|
| Aliphatic (C05-C08) | ug/L | 300 | 307 | 307 | 102 | 102 | 70-130 | 0 | 25 | N2 |
| Aromatic (C09-C10) | ug/L | 100 | 89.7 | 88.3 | 90 | 88 | 70-130 | 2 | 25 | N2 |
| 4-Bromofluorobenzene (FID) (S) | % | | | | 102 | 103 | 70-130 | | | |
| 4-Bromofluorobenzene (PID) (S) | % | | | | 77 | 78 | 70-130 | | | |

**Results presented on this page are in the units indicated by the "Units" column except where an alternate unit is presented to the right of the result.**

## REPORT OF LABORATORY ANALYSIS

This report shall not be reproduced, except in full,
without the written consent of Pace Analytical Services, LLC.

**Pace Analytical Services, LLC**
9800 Kincey Ave. Suite 100
Huntersville, NC 28078
(704)875-9092

## QUALITY CONTROL DATA

Project: 2020-LI-2448 Incident
Pace Project No.: 92582055

QC Batch: 671291
QC Batch Method: EPA 3010A
Analysis Method: EPA 6010D
Analysis Description: 6010 MET
Laboratory: Pace Analytical Services - Asheville
Associated Lab Samples: 92582055001

METHOD BLANK: 3514615 Matrix: Water
Associated Lab Samples: 92582055001

| Parameter | Units | Blank Result | Reporting Limit | MDL | Analyzed | Qualifiers |
|---|---|---|---|---|---|---|
| Lead | ug/L | ND | 5.0 | 4.5 | 01/13/22 17:29 | |

LABORATORY CONTROL SAMPLE: 3514616

| Parameter | Units | Spike Conc. | LCS Result | LCS % Rec | % Rec Limits | Qualifiers |
|---|---|---|---|---|---|---|
| Lead | ug/L | 500 | 498 | 100 | 80-120 | |

MATRIX SPIKE & MATRIX SPIKE DUPLICATE: 3514617 3514618

| Parameter | Units | 92579766001 Result | MS Spike Conc. | MSD Spike Conc. | MS Result | MSD Result | MS % Rec | MSD % Rec | % Rec Limits | RPD | Max RPD | Qual |
|---|---|---|---|---|---|---|---|---|---|---|---|---|
| Lead | ug/L | ND | 500 | 500 | 520 | 509 | 104 | 102 | 75-125 | 2 | 20 | |

**Results presented on this page are in the units indicated by the "Units" column except where an alternate unit is presented to the right of the result.**

## REPORT OF LABORATORY ANALYSIS

This report shall not be reproduced, except in full,
without the written consent of Pace Analytical Services, LLC.

Pace Analytical Services, LLC
9800 Kincey Ave. Suite 100
Huntersville, NC 28078
(704)875-9092

## QUALITY CONTROL DATA

Project: 2020-LI-2448 Incident
Pace Project No.: 92582055

QC Batch: 671252
QC Batch Method: SM 6200B
Analysis Method: SM 6200B
Analysis Description: 6200B MSV
Laboratory: Pace Analytical Services - Charlotte

Associated Lab Samples: 92582055001

METHOD BLANK: 3514443 Matrix: Water
Associated Lab Samples: 92582055001

| Parameter | Units | Blank Result | Reporting Limit | MDL | Analyzed | Qualifiers |
|---|---|---|---|---|---|---|
| 1,1,1,2-Tetrachloroethane | ug/L | ND | 0.50 | 0.31 | 01/12/22 13:12 | |
| 1,1,1-Trichloroethane | ug/L | ND | 0.50 | 0.33 | 01/12/22 13:12 | |
| 1,1,2,2-Tetrachloroethane | ug/L | ND | 0.50 | 0.22 | 01/12/22 13:12 | |
| 1,1,2-Trichloroethane | ug/L | ND | 0.50 | 0.32 | 01/12/22 13:12 | |
| 1,1-Dichloroethane | ug/L | ND | 0.50 | 0.37 | 01/12/22 13:12 | |
| 1,1-Dichloroethene | ug/L | ND | 0.50 | 0.35 | 01/12/22 13:12 | |
| 1,1-Dichloropropene | ug/L | ND | 0.50 | 0.43 | 01/12/22 13:12 | |
| 1,2,3-Trichlorobenzene | ug/L | ND | 2.0 | 0.81 | 01/12/22 13:12 | |
| 1,2,3-Trichloropropane | ug/L | ND | 0.50 | 0.26 | 01/12/22 13:12 | |
| 1,2,4-Trichlorobenzene | ug/L | ND | 2.0 | 0.64 | 01/12/22 13:12 | |
| 1,2,4-Trimethylbenzene | ug/L | ND | 0.50 | 0.50 | 01/12/22 13:12 | |
| 1,2-Dibromo-3-chloropropane | ug/L | ND | 1.0 | 0.34 | 01/12/22 13:12 | |
| 1,2-Dibromoethane (EDB) | ug/L | ND | 0.50 | 0.27 | 01/12/22 13:12 | |
| 1,2-Dichlorobenzene | ug/L | ND | 0.50 | 0.34 | 01/12/22 13:12 | |
| 1,2-Dichloroethane | ug/L | ND | 0.50 | 0.32 | 01/12/22 13:12 | |
| 1,2-Dichloropropane | ug/L | ND | 0.50 | 0.36 | 01/12/22 13:12 | |
| 1,3,5-Trimethylbenzene | ug/L | ND | 0.50 | 0.33 | 01/12/22 13:12 | |
| 1,3-Dichlorobenzene | ug/L | ND | 0.50 | 0.34 | 01/12/22 13:12 | |
| 1,3-Dichloropropane | ug/L | ND | 0.50 | 0.28 | 01/12/22 13:12 | |
| 1,4-Dichlorobenzene | ug/L | ND | 0.50 | 0.33 | 01/12/22 13:12 | |
| 2,2-Dichloropropane | ug/L | ND | 0.50 | 0.39 | 01/12/22 13:12 | |
| 2-Chlorotoluene | ug/L | ND | 0.50 | 0.32 | 01/12/22 13:12 | |
| 4-Chlorotoluene | ug/L | ND | 0.50 | 0.32 | 01/12/22 13:12 | |
| Benzene | ug/L | ND | 0.50 | 0.34 | 01/12/22 13:12 | |
| Bromobenzene | ug/L | ND | 0.50 | 0.29 | 01/12/22 13:12 | |
| Bromochloromethane | ug/L | ND | 0.50 | 0.47 | 01/12/22 13:12 | |
| Bromodichloromethane | ug/L | ND | 0.50 | 0.31 | 01/12/22 13:12 | |
| Bromoform | ug/L | ND | 0.50 | 0.34 | 01/12/22 13:12 | |
| Bromomethane | ug/L | ND | 5.0 | 1.7 | 01/12/22 13:12 | |
| Carbon tetrachloride | ug/L | ND | 0.50 | 0.33 | 01/12/22 13:12 | |
| Chlorobenzene | ug/L | ND | 0.50 | 0.28 | 01/12/22 13:12 | |
| Chloroethane | ug/L | ND | 1.0 | 0.65 | 01/12/22 13:12 | |
| Chloroform | ug/L | ND | 0.50 | 0.35 | 01/12/22 13:12 | |
| Chloromethane | ug/L | ND | 1.0 | 0.54 | 01/12/22 13:12 | |
| cis-1,2-Dichloroethene | ug/L | ND | 0.50 | 0.38 | 01/12/22 13:12 | |
| cis-1,3-Dichloropropene | ug/L | ND | 0.50 | 0.36 | 01/12/22 13:12 | |
| Dibromochloromethane | ug/L | ND | 0.50 | 0.36 | 01/12/22 13:12 | |
| Dibromomethane | ug/L | ND | 0.50 | 0.39 | 01/12/22 13:12 | |
| Dichlorodifluoromethane | ug/L | ND | 0.50 | 0.35 | 01/12/22 13:12 | |
| Diisopropyl ether | ug/L | ND | 0.50 | 0.31 | 01/12/22 13:12 | |

**Results presented on this page are in the units indicated by the "Units" column except where an alternate unit is presented to the right of the result.**

## REPORT OF LABORATORY ANALYSIS

This report shall not be reproduced, except in full,
without the written consent of Pace Analytical Services, LLC.

Pace Analytical Services, LLC
9800 Kincey Ave. Suite 100
Huntersville, NC 28078
(704)875-9092

## QUALITY CONTROL DATA

Project: 2020-LI-2448 Incident
Pace Project No.: 92582055

METHOD BLANK: 3514443 Matrix: Water
Associated Lab Samples: 92582055001

| Parameter | Units | Blank Result | Reporting Limit | MDL | Analyzed | Qualifiers |
|---|---|---|---|---|---|---|
| Ethanol | ug/L | ND | 200 | 72.2 | 01/12/22 13:12 | |
| Ethylbenzene | ug/L | ND | 0.50 | 0.30 | 01/12/22 13:12 | |
| Hexachloro-1,3-butadiene | ug/L | ND | 2.0 | 1.5 | 01/12/22 13:12 | |
| Isopropylbenzene (Cumene) | ug/L | ND | 0.50 | 0.33 | 01/12/22 13:12 | |
| m&p-Xylene | ug/L | ND | 1.0 | 0.71 | 01/12/22 13:12 | |
| Methyl-tert-butyl ether | ug/L | ND | 0.50 | 0.42 | 01/12/22 13:12 | |
| Methylene Chloride | ug/L | ND | 2.0 | 2.0 | 01/12/22 13:12 | |
| n-Butylbenzene | ug/L | ND | 0.50 | 0.49 | 01/12/22 13:12 | |
| n-Propylbenzene | ug/L | ND | 0.50 | 0.34 | 01/12/22 13:12 | |
| Naphthalene | ug/L | ND | 2.0 | 0.64 | 01/12/22 13:12 | |
| o-Xylene | ug/L | ND | 0.50 | 0.34 | 01/12/22 13:12 | |
| sec-Butylbenzene | ug/L | ND | 0.50 | 0.40 | 01/12/22 13:12 | |
| Styrene | ug/L | ND | 0.50 | 0.29 | 01/12/22 13:12 | |
| tert-Butylbenzene | ug/L | ND | 0.50 | 0.32 | 01/12/22 13:12 | |
| Tetrachloroethene | ug/L | ND | 0.50 | 0.29 | 01/12/22 13:12 | |
| Toluene | ug/L | ND | 0.50 | 0.48 | 01/12/22 13:12 | |
| trans-1,2-Dichloroethene | ug/L | ND | 0.50 | 0.40 | 01/12/22 13:12 | |
| trans-1,3-Dichloropropene | ug/L | ND | 0.50 | 0.36 | 01/12/22 13:12 | |
| Trichloroethene | ug/L | ND | 0.50 | 0.38 | 01/12/22 13:12 | |
| Trichlorofluoromethane | ug/L | ND | 1.0 | 0.30 | 01/12/22 13:12 | |
| Vinyl chloride | ug/L | ND | 1.0 | 0.39 | 01/12/22 13:12 | |
| 1,2-Dichloroethane-d4 (S) | % | 85 | 70-130 | | 01/12/22 13:12 | |
| 4-Bromofluorobenzene (S) | % | 95 | 70-130 | | 01/12/22 13:12 | |
| Toluene-d8 (S) | % | 104 | 70-130 | | 01/12/22 13:12 | |

LABORATORY CONTROL SAMPLE: 3514444

| Parameter | Units | Spike Conc. | LCS Result | LCS % Rec | % Rec Limits | Qualifiers |
|---|---|---|---|---|---|---|
| 1,1,1,2-Tetrachloroethane | ug/L | 50 | 46.4 | 93 | 60-140 | |
| 1,1,1-Trichloroethane | ug/L | 50 | 43.1 | 86 | 60-140 | |
| 1,1,2,2-Tetrachloroethane | ug/L | 50 | 47.4 | 95 | 60-140 | |
| 1,1,2-Trichloroethane | ug/L | 50 | 53.8 | 108 | 60-140 | |
| 1,1-Dichloroethane | ug/L | 50 | 49.4 | 99 | 60-140 | |
| 1,1-Dichloroethene | ug/L | 50 | 48.3 | 97 | 60-140 | |
| 1,1-Dichloropropene | ug/L | 50 | 46.8 | 94 | 60-140 | |
| 1,2,3-Trichlorobenzene | ug/L | 50 | 46.4 | 93 | 60-140 | |
| 1,2,3-Trichloropropane | ug/L | 50 | 41.8 | 84 | 60-140 | |
| 1,2,4-Trichlorobenzene | ug/L | 50 | 50.3 | 101 | 60-140 | |
| 1,2,4-Trimethylbenzene | ug/L | 50 | 50.1 | 100 | 60-140 | |
| 1,2-Dibromo-3-chloropropane | ug/L | 50 | 41.7 | 83 | 60-140 | |
| 1,2-Dibromoethane (EDB) | ug/L | 50 | 48.1 | 96 | 60-140 | |
| 1,2-Dichlorobenzene | ug/L | 50 | 50.3 | 101 | 60-140 | |
| 1,2-Dichloroethane | ug/L | 50 | 42.0 | 84 | 60-140 | |
| 1,2-Dichloropropane | ug/L | 50 | 50.3 | 101 | 60-140 | |

**Results presented on this page are in the units indicated by the "Units" column except where an alternate unit is presented to the right of the result.**

## REPORT OF LABORATORY ANALYSIS

This report shall not be reproduced, except in full,
without the written consent of Pace Analytical Services, LLC.

**Pace Analytical Services, LLC**
9800 Kincey Ave. Suite 100
Huntersville, NC 28078
(704)875-9092

## QUALITY CONTROL DATA

Project: 2020-LI-2448 Incident
Pace Project No.: 92582055

LABORATORY CONTROL SAMPLE: 3514444

| Parameter | Units | Spike Conc. | LCS Result | LCS % Rec | % Rec Limits | Qualifiers |
|---|---|---|---|---|---|---|
| 1,3,5-Trimethylbenzene | ug/L | 50 | 50.9 | 102 | 60-140 | |
| 1,3-Dichlorobenzene | ug/L | 50 | 49.7 | 99 | 60-140 | |
| 1,3-Dichloropropane | ug/L | 50 | 47.8 | 96 | 60-140 | |
| 1,4-Dichlorobenzene | ug/L | 50 | 49.3 | 99 | 60-140 | |
| 2,2-Dichloropropane | ug/L | 50 | 47.6 | 95 | 60-140 | |
| 2-Chlorotoluene | ug/L | 50 | 49.6 | 99 | 60-140 | |
| 4-Chlorotoluene | ug/L | 50 | 48.0 | 96 | 60-140 | |
| Benzene | ug/L | 50 | 51.9 | 104 | 60-140 | |
| Bromobenzene | ug/L | 50 | 49.3 | 99 | 60-140 | |
| Bromochloromethane | ug/L | 50 | 53.7 | 107 | 60-140 | |
| Bromodichloromethane | ug/L | 50 | 47.7 | 95 | 60-140 | |
| Bromoform | ug/L | 50 | 47.7 | 95 | 60-140 | |
| Bromomethane | ug/L | 50 | 50.5 | 101 | 60-140 | |
| Carbon tetrachloride | ug/L | 50 | 41.9 | 84 | 60-140 | |
| Chlorobenzene | ug/L | 50 | 51.1 | 102 | 60-140 | |
| Chloroethane | ug/L | 50 | 45.3 | 91 | 60-140 | |
| Chloroform | ug/L | 50 | 48.8 | 98 | 60-140 | |
| Chloromethane | ug/L | 50 | 44.6 | 89 | 60-140 | |
| cis-1,2-Dichloroethene | ug/L | 50 | 46.0 | 92 | 60-140 | |
| cis-1,3-Dichloropropene | ug/L | 50 | 49.1 | 98 | 60-140 | |
| Dibromochloromethane | ug/L | 50 | 49.4 | 99 | 60-140 | |
| Dibromomethane | ug/L | 50 | 53.1 | 106 | 60-140 | |
| Dichlorodifluoromethane | ug/L | 50 | 38.7 | 77 | 60-140 | |
| Diisopropyl ether | ug/L | 50 | 44.5 | 89 | 60-140 | |
| Ethanol | ug/L | 2000 | 1530 | 77 | 60-140 | |
| Ethylbenzene | ug/L | 50 | 50.0 | 100 | 60-140 | |
| Hexachloro-1,3-butadiene | ug/L | 50 | 43.1 | 86 | 60-140 | |
| Isopropylbenzene (Cumene) | ug/L | 50 | 52.4 | 105 | 60-140 | |
| m&p-Xylene | ug/L | 100 | 101 | 101 | 60-140 | |
| Methyl-tert-butyl ether | ug/L | 50 | 48.1 | 96 | 60-140 | |
| Methylene Chloride | ug/L | 50 | 47.1 | 94 | 60-140 | |
| n-Butylbenzene | ug/L | 50 | 49.4 | 99 | 60-140 | |
| n-Propylbenzene | ug/L | 50 | 49.9 | 100 | 60-140 | |
| Naphthalene | ug/L | 50 | 43.5 | 87 | 60-140 | |
| o-Xylene | ug/L | 50 | 51.6 | 103 | 60-140 | |
| sec-Butylbenzene | ug/L | 50 | 49.4 | 99 | 60-140 | |
| Styrene | ug/L | 50 | 50.7 | 101 | 60-140 | |
| tert-Butylbenzene | ug/L | 50 | 41.8 | 84 | 60-140 | |
| Tetrachloroethene | ug/L | 50 | 45.3 | 91 | 60-140 | |
| Toluene | ug/L | 50 | 53.2 | 106 | 60-140 | |
| trans-1,2-Dichloroethene | ug/L | 50 | 49.9 | 100 | 60-140 | |
| trans-1,3-Dichloropropene | ug/L | 50 | 50.0 | 100 | 60-140 | |
| Trichloroethene | ug/L | 50 | 51.2 | 102 | 60-140 | |
| Trichlorofluoromethane | ug/L | 50 | 39.6 | 79 | 60-140 | |
| Vinyl chloride | ug/L | 50 | 50.5 | 101 | 60-140 | |
| 1,2-Dichloroethane-d4 (S) | % | | | 87 | 70-130 | |
| 4-Bromofluorobenzene (S) | % | | | 97 | 70-130 | |

**Results presented on this page are in the units indicated by the "Units" column except where an alternate unit is presented to the right of the result.**

## REPORT OF LABORATORY ANALYSIS

This report shall not be reproduced, except in full,
without the written consent of Pace Analytical Services, LLC.

**Pace Analytical Services, LLC**
9800 Kincey Ave. Suite 100
Huntersville, NC 28078
(704)875-9092

## QUALITY CONTROL DATA

Project: 2020-LI-2448 Incident
Pace Project No.: 92582055

LABORATORY CONTROL SAMPLE: 3514444

| Parameter | Units | Spike Conc. | LCS Result | LCS % Rec | % Rec Limits | Qualifiers |
|---|---|---|---|---|---|---|
| Toluene-d8 (S) | % | | | 101 | 70-130 | |

MATRIX SPIKE & MATRIX SPIKE DUPLICATE: 3514445 3514446

| Parameter | Units | 92581670004 Result | MS Spike Conc. | MSD Spike Conc. | MS Result | MSD Result | MS % Rec | MSD % Rec | % Rec Limits | RPD | Max RPD | Qual |
|---|---|---|---|---|---|---|---|---|---|---|---|---|
| 1,1,1,2-Tetrachloroethane | ug/L | ND | 500 | 500 | 522 | 531 | 104 | 106 | 60-140 | 2 | 30 | |
| 1,1,1-Trichloroethane | ug/L | ND | 500 | 500 | 531 | 521 | 106 | 104 | 60-140 | 2 | 30 | |
| 1,1,2,2-Tetrachloroethane | ug/L | ND | 500 | 500 | 501 | 493 | 100 | 99 | 60-140 | 2 | 30 | |
| 1,1,2-Trichloroethane | ug/L | ND | 500 | 500 | 492 | 473 | 98 | 95 | 60-140 | 4 | 30 | |
| 1,1-Dichloroethane | ug/L | ND | 500 | 500 | 524 | 521 | 105 | 104 | 60-140 | 1 | 30 | |
| 1,1-Dichloroethene | ug/L | ND | 500 | 500 | 540 | 531 | 108 | 106 | 60-140 | 2 | 30 | |
| 1,1-Dichloropropene | ug/L | ND | 500 | 500 | 515 | 515 | 103 | 103 | 60-140 | 0 | 30 | |
| 1,2,3-Trichlorobenzene | ug/L | ND | 500 | 500 | 576 | 583 | 115 | 117 | 60-140 | 1 | 30 | |
| 1,2,3-Trichloropropane | ug/L | ND | 500 | 500 | 460 | 457 | 92 | 91 | 60-140 | 1 | 30 | |
| 1,2,4-Trichlorobenzene | ug/L | ND | 500 | 500 | 594 | 594 | 119 | 119 | 60-140 | 0 | 30 | |
| 1,2,4-Trimethylbenzene | ug/L | 2460 | 500 | 500 | 3100 | 3240 | 128 | 156 | 60-140 | 4 | 30 | M1 |
| 1,2-Dibromo-3-chloropropane | ug/L | ND | 500 | 500 | 533 | 525 | 107 | 105 | 60-140 | 2 | 30 | |
| 1,2-Dibromoethane (EDB) | ug/L | ND | 500 | 500 | 529 | 512 | 106 | 102 | 60-140 | 3 | 30 | |
| 1,2-Dichlorobenzene | ug/L | ND | 500 | 500 | 513 | 532 | 103 | 106 | 60-140 | 4 | 30 | |
| 1,2-Dichloroethane | ug/L | ND | 500 | 500 | 485 | 477 | 97 | 95 | 60-140 | 2 | 30 | |
| 1,2-Dichloropropane | ug/L | ND | 500 | 500 | 504 | 513 | 101 | 103 | 60-140 | 2 | 30 | |
| 1,3,5-Trimethylbenzene | ug/L | 118 | 500 | 500 | 678 | 703 | 112 | 117 | 60-140 | 4 | 30 | |
| 1,3-Dichlorobenzene | ug/L | ND | 500 | 500 | 522 | 533 | 104 | 107 | 60-140 | 2 | 30 | |
| 1,3-Dichloropropane | ug/L | ND | 500 | 500 | 499 | 502 | 100 | 100 | 60-140 | 1 | 30 | |
| 1,4-Dichlorobenzene | ug/L | ND | 500 | 500 | 508 | 519 | 102 | 104 | 60-140 | 2 | 30 | |
| 2,2-Dichloropropane | ug/L | ND | 500 | 500 | 420 | 423 | 84 | 85 | 60-140 | 1 | 30 | |
| 2-Chlorotoluene | ug/L | ND | 500 | 500 | 577 | 591 | 115 | 118 | 60-140 | 2 | 30 | |
| 4-Chlorotoluene | ug/L | ND | 500 | 500 | 498 | 507 | 100 | 101 | 60-140 | 2 | 30 | |
| Benzene | ug/L | 3250 | 500 | 500 | 3290 | 3300 | 9 | 10 | 60-140 | 0 | 30 | M1 |
| Bromobenzene | ug/L | ND | 500 | 500 | 526 | 543 | 105 | 109 | 60-140 | 3 | 30 | |
| Bromochloromethane | ug/L | ND | 500 | 500 | 517 | 542 | 103 | 108 | 60-140 | 5 | 30 | |
| Bromodichloromethane | ug/L | ND | 500 | 500 | 508 | 517 | 102 | 103 | 60-140 | 2 | 30 | |
| Bromoform | ug/L | ND | 500 | 500 | 515 | 516 | 103 | 103 | 60-140 | 0 | 30 | |
| Bromomethane | ug/L | ND | 500 | 500 | 415 | 440 | 83 | 88 | 60-140 | 6 | 30 | |
| Carbon tetrachloride | ug/L | ND | 500 | 500 | 537 | 547 | 107 | 109 | 60-140 | 2 | 30 | |
| Chlorobenzene | ug/L | ND | 500 | 500 | 515 | 515 | 103 | 103 | 60-140 | 0 | 30 | |
| Chloroethane | ug/L | ND | 500 | 500 | 500 | 509 | 100 | 102 | 60-140 | 2 | 30 | |
| Chloroform | ug/L | ND | 500 | 500 | 478 | 489 | 96 | 98 | 60-140 | 2 | 30 | |
| Chloromethane | ug/L | ND | 500 | 500 | 547 | 545 | 109 | 109 | 60-140 | 0 | 30 | |
| cis-1,2-Dichloroethene | ug/L | ND | 500 | 500 | 496 | 502 | 99 | 100 | 60-140 | 1 | 30 | |
| cis-1,3-Dichloropropene | ug/L | ND | 500 | 500 | 494 | 490 | 99 | 98 | 60-140 | 1 | 30 | |
| Dibromochloromethane | ug/L | ND | 500 | 500 | 526 | 529 | 105 | 106 | 60-140 | 0 | 30 | |
| Dibromomethane | ug/L | ND | 500 | 500 | 522 | 517 | 104 | 103 | 60-140 | 1 | 30 | |

**Results presented on this page are in the units indicated by the "Units" column except where an alternate unit is presented to the right of the result.**

## REPORT OF LABORATORY ANALYSIS

This report shall not be reproduced, except in full,
without the written consent of Pace Analytical Services, LLC.

**Pace Analytical Services, LLC**
9800 Kincey Ave. Suite 100
Huntersville, NC 28078
(704)875-9092

## QUALITY CONTROL DATA

Project: 2020-LI-2448 Incident
Pace Project No.: 92582055

MATRIX SPIKE & MATRIX SPIKE DUPLICATE: 3514445 3514446

| Parameter | Units | 92581670004 Result | MS Spike Conc. | MSD Spike Conc. | MS Result | MSD Result | MS % Rec | MSD % Rec | % Rec Limits | RPD | Max RPD | Qual |
|---|---|---|---|---|---|---|---|---|---|---|---|---|
| Dichlorodifluoromethane | ug/L | ND | 500 | 500 | 452 | 449 | 90 | 90 | 60-140 | 1 | 30 | |
| Diisopropyl ether | ug/L | 40.1 | 500 | 500 | 514 | 510 | 95 | 94 | 60-140 | 1 | 30 | |
| Ethanol | ug/L | ND | 20000 | 20000 | 20200 | 19600 | 101 | 98 | 60-140 | 3 | 30 | |
| Ethylbenzene | ug/L | 1800 | 500 | 500 | 2210 | 2250 | 82 | 91 | 60-140 | 2 | 30 | |
| Hexachloro-1,3-butadiene | ug/L | ND | 500 | 500 | 563 | 598 | 113 | 120 | 60-140 | 6 | 30 | |
| Isopropylbenzene (Cumene) | ug/L | 117 | 500 | 500 | 668 | 684 | 110 | 113 | 60-140 | 2 | 30 | |
| m&p-Xylene | ug/L | 1030 | 1000 | 1000 | 2060 | 2080 | 103 | 104 | 60-140 | 1 | 30 | |
| Methyl-tert-butyl ether | ug/L | 982 | 500 | 500 | 1370 | 1350 | 77 | 74 | 60-140 | 1 | 30 | |
| Methylene Chloride | ug/L | ND | 500 | 500 | 507 | 496 | 101 | 99 | 60-140 | 2 | 30 | |
| n-Butylbenzene | ug/L | 61.9 | 500 | 500 | 679 | 711 | 123 | 130 | 60-140 | 5 | 30 | |
| n-Propylbenzene | ug/L | 387 | 500 | 500 | 903 | 936 | 103 | 110 | 60-140 | 4 | 30 | |
| Naphthalene | ug/L | 468 | 500 | 500 | 1290 | 1320 | 164 | 170 | 60-140 | 3 | 30 | M1 |
| o-Xylene | ug/L | 31.0 | 500 | 500 | 565 | 568 | 107 | 107 | 60-140 | 1 | 30 | |
| sec-Butylbenzene | ug/L | ND | 500 | 500 | 585 | 603 | 117 | 121 | 60-140 | 3 | 30 | |
| Styrene | ug/L | ND | 500 | 500 | 533 | 556 | 107 | 111 | 60-140 | 4 | 30 | |
| tert-Butylbenzene | ug/L | ND | 500 | 500 | 451 | 466 | 90 | 93 | 60-140 | 3 | 30 | |
| Tetrachloroethene | ug/L | ND | 500 | 500 | 537 | 545 | 107 | 109 | 60-140 | 1 | 30 | |
| Toluene | ug/L | 81.8 | 500 | 500 | 579 | 587 | 99 | 101 | 60-140 | 1 | 30 | |
| trans-1,2-Dichloroethene | ug/L | ND | 500 | 500 | 520 | 520 | 104 | 104 | 60-140 | 0 | 30 | |
| trans-1,3-Dichloropropene | ug/L | ND | 500 | 500 | 478 | 481 | 96 | 96 | 60-140 | 1 | 30 | |
| Trichloroethene | ug/L | ND | 500 | 500 | 509 | 518 | 102 | 104 | 60-140 | 2 | 30 | |
| Trichlorofluoromethane | ug/L | ND | 500 | 500 | 486 | 482 | 97 | 96 | 60-140 | 1 | 30 | |
| Vinyl chloride | ug/L | ND | 500 | 500 | 525 | 533 | 105 | 107 | 60-140 | 1 | 30 | |
| 1,2-Dichloroethane-d4 (S) | % | | | | | | 92 | 91 | 70-130 | | | |
| 4-Bromofluorobenzene (S) | % | | | | | | 101 | 100 | 70-130 | | | |
| Toluene-d8 (S) | % | | | | | | 99 | 99 | 70-130 | | | |

**Results presented on this page are in the units indicated by the "Units" column except where an alternate unit is presented to the right of the result.**

## REPORT OF LABORATORY ANALYSIS

This report shall not be reproduced, except in full,
without the written consent of Pace Analytical Services, LLC.

**Pace Analytical Services, LLC**
9800 Kincey Ave. Suite 100
Huntersville, NC 28078
(704)875-9092

# QUALIFIERS

Project: 2020-LI-2448 Incident
Pace Project No.: 92582055

## DEFINITIONS

DF - Dilution Factor, if reported, represents the factor applied to the reported data due to dilution of the sample aliquot.

ND - Not Detected at or above adjusted reporting limit.

TNTC - Too Numerous To Count

J - Estimated concentration above the adjusted method detection limit and below the adjusted reporting limit.

MDL - Adjusted Method Detection Limit.

PQL - Practical Quantitation Limit.

RL - Reporting Limit - The lowest concentration value that meets project requirements for quantitative data with known precision and bias for a specific analyte in a specific matrix.

S - Surrogate

1,2-Diphenylhydrazine decomposes to and cannot be separated from Azobenzene using Method 8270. The result for each analyte is a combined concentration.

Consistent with EPA guidelines, unrounded data are displayed and have been used to calculate % recovery and RPD values.

LCS(D) - Laboratory Control Sample (Duplicate)

MS(D) - Matrix Spike (Duplicate)

DUP - Sample Duplicate

RPD - Relative Percent Difference

NC - Not Calculable.

SG - Silica Gel - Clean-Up

U - Indicates the compound was analyzed for, but not detected.

Acid preservation may not be appropriate for 2 Chloroethylvinyl ether.

A separate vial preserved to a pH of 4-5 is recommended in SW846 Chapter 4 for the analysis of Acrolein and Acrylonitrile by EPA Method 8260.

N-Nitrosodiphenylamine decomposes and cannot be separated from Diphenylamine using Method 8270. The result reported for each analyte is a combined concentration.

Reported results are not rounded until the final step prior to reporting. Therefore, calculated parameters that are typically reported as "Total" may vary slightly from the sum of the reported component parameters.

Pace Analytical is TNI accredited. Contact your Pace PM for the current list of accredited analytes.

TNI - The NELAC Institute.

## ANALYTE QUALIFIERS

| | |
|---|---|
| M1 | Matrix spike recovery exceeded QC limits. Batch accepted based on laboratory control sample (LCS) recovery. |
| N2 | The lab does not hold NELAC/TNI accreditation for this parameter but other accreditations/certifications may apply. A complete list of accreditations/certifications is available upon request. |



This report shall not be reproduced, except in full,
without the written consent of Pace Analytical Services, LLC.

**Pace Analytical Services, LLC**
9800 Kincey Ave. Suite 100
Huntersville, NC 28078
(704)875-9092

## QUALITY CONTROL DATA CROSS REFERENCE TABLE

Project: 2020-LI-2448 Incident
Pace Project No.: 92582055

| Lab ID | Sample ID | QC Batch Method | QC Batch | Analytical Method | Analytical Batch |
|---|---|---|---|---|---|
| **92582055001** | **14226_HC_RD** | MADEP VPH | 671335 | | |
| **92582055001** | **14226_HC_RD** | EPA 3010A | 671291 | EPA 6010D | 671415 |
| **92582055001** | **14226_HC_RD** | SM 6200B | 671252 | | |



This report shall not be reproduced, except in full,
without the written consent of Pace Analytical Services, LLC.

# CHAIN-OF-CUSTODY Analytical Request Document

Pace Analytical

Chain-of-Custody is a LEGAL DOCUMENT - Complete all relevent fields

LAB USE ONLY- Affix

WO# : 92582055

92582055

ALL SI

Container Preservat.

** Preservative Types: (1) nitric acid, (2) sulfuric acid, (3) hydrochloric acid, (4) sodium hydroxide, (5) zinc acetate, (6) methanol, (7) sodium bisulfate, (8) sodium thiosulfate, (9) hexane, (A) ascorbic acid, (B) ammonium sulfate, (C) ammonium hydroxide, (D) TSP, (U) Unpreserved, (O) Other _____

| | |
|---|---|
| Company: Apex Companies | Billing Information: |
| Address: | |
| Report To: Andrew Street | Email To: andrew.street@apexcos.com |
| Copy To: | Site Collection Info/Address: 14226-HC-RD |
| Customer Project Name/Number: 2020-LI-2448 | State: NC County/City: Huntersville Time Zone Collected: [ ] PT [ ] MT [ ] CT [ ] ET |
| Phone: Email: | Site/Facility ID #: Compliance Monitoring? [ ] Yes [ ] No |
| Collected By (print): Matt T. | Purchase Order #: Quote #: DW PWS ID #: DW Location Code: |
| Collected By (signature): | Turnaround Date Required: ASAP Immediately Packed on Ice: [ ] Yes [ ] No |
| Sample Disposal: [ ] Dispose as appropriate [ ] Return [ ] Archive: _____ [ ] Hold: _____ | Rush: [ ] Same Day [ ] Next Day [ ] 2 Day [ ] 3 Day [ ] 4 Day [ ] 5 Day (Expedite Charges Apply) Field Filtered (if applicable): [ ] Yes [ ] No Analysis: _____ |

* Matrix Codes (Insert in Matrix box below): Drinking Water (DW), Ground Water (GW), Wastewater (WW), Product (P), Soil/Solid (SL), Oil (OL), Wipe (WP), Air (AR), Tissue (TS), Bioassay (B), Vapor (V), Other (OT)

| Customer Sample ID | Matrix * | Comp / Grab | Collected (or Composite Start) Date | Collected (or Composite Start) Time | Composite End Date | Composite End Time | Res Cl | # of Ctns | VOCs 6200 B | MADEP VPH | LEAD |
|---|---|---|---|---|---|---|---|---|---|---|---|
| 14226-HC-RD | DW | G | 1-11-22 | 1155 | | | | 8 | X | X | X |

Analyses

Lab Profile/Line:

Lab Sample Receipt Checklist:

| | |
|---|---|
| Custody Seals Present/Intact | Y N NA |
| Custody Signatures Present | Y N NA |
| Collector Signature Present | Y N NA |
| Bottles Intact | Y N NA |
| Correct Bottles | Y N NA |
| Sufficient Volume | Y N NA |
| Samples Received on Ice | Y N NA |
| VOA - Headspace Acceptable | Y N NA |
| USDA Regulated Soils | Y N NA |
| Samples in Holding Time | Y N NA |
| Residual Chlorine Present | Y N NA |
| Cl Strips: _____ | |
| Sample pH Acceptable | Y N NA |
| pH Strips: 223819AV | |
| Sulfide Present | Y N NA |
| Lead Acetate Strips: _____ | |

LAB USE ONLY:
Lab Sample # / Comments:

92582055
001

Customer Remarks / Special Conditions / Possible Hazards:

Type of Ice Used: Wet Blue Dry None

Packing Material Used: BB

Radchem sample(s) screened (<500 cpm): Y N NA

SHORT HOLDS PRESENT (<72 hours): Y N N/A

Lab Tracking #: 2601719

Samples received via: FEDEX UPS Client Courier Pace Courier

Lab Sample Temperature Info:
Temp Blank Received: Y N NA
Therm ID#: 92706H
Cooler 1 Temp Upon Receipt: 0.1 oC
Cooler 1 Therm Corr. Factor: 0 oC
Cooler 1 Corrected Temp: 0.1 oC
Comments:

| Relinquished by/Company: (Signature) | Date/Time: | Received by/Company: (Signature) | Date/Time: |
|---|---|---|---|
| Matt T. Apex | 1-11-22/1240 | KH Pace HVL | 1/11/22 1240 |
| Relinquished by/Company: (Signature) | Date/Time: | Received by/Company: (Signature) | Date/Time: |
| Relinquished by/Company: (Signature) | Date/Time: | Received by/Company: (Signature) | Date/Time: |

MTJL LAB USE ONLY

Table #:
Acctnum:
Template:
Prelogin:
PM:
PB:

Trip Blank Received: Y N NA
HCL MeOH TSP Other

Non Conformance(s): YES / NO

Page: _____ of: _____

| Pace Analytical® | Document Name: Sample Condition Upon Receipt (SCUR) | Document Revised: November 15, 2021 |
|---|---|---|
| | | Page 2 of 2 |
| | Document No.: F-CAR-CS-033-Rev.08 | Issuing Authority: Pace Carolinas Quality Office |

***Check mark top half of box if pH and/or dechlorination is verified and within the acceptance range for preservation samples.**

Exceptions: VOA, Coliform, TOC, Oil and Grease, DRO/8015 (water) DOC, LLHg

****Bottom half of box is to list number of bottles**

Project # **WO# : 92582055**

PM: AMB Due Date: 01/18/22

CLIENT: 92-APEX MOOR

| Item# | BP4U-125 mL Plastic Unpreserved (N/A) (Cl-) | BP3U-250 mL Plastic Unpreserved (N/A) | BP2U-500 mL Plastic Unpreserved (N/A) | BP1U-1 liter Plastic Unpreserved (N/A) | BP4S-125 mL Plastic H2SO4 (pH < 2) (Cl-) | BP3N-250 mL plastic HNO3 (pH < 2) | BP4Z-125 mL Plastic ZN Acetate & NaOH (>9) | BP4B-125 mL Plastic NaOH (pH > 12) (Cl-) | WGFU-Wide-mouthed Glass jar Unpreserved | AG1U-1 liter Amber Unpreserved (N/A) (Cl-) | AG1H-1 liter Amber HCl (pH < 2) | AG3U-250 mL Amber Unpreserved (N/A) (Cl-) | AG1S-1 liter Amber H2SO4 (pH < 2) | AG3S-250 mL Amber H2SO4 (pH < 2) | AG3A(DG3A)-250 mL Amber NH4Cl (N/A)(Cl-) | DG9H-40 mL VOA HCl (N/A) | VG9T-40 mL VOA Na2S2O3 (N/A) | VG9U-40 mL VOA Unpreserved (N/A) | DG9P-40 mL VOA H3PO4 (N/A) | VOAK (3 vials per kit)-5035 kit (N/A) | V/GK (3 vials per kit)-VPH/Gas kit (N/A) | SP5T-125 mL Sterile Plastic (N/A – lab) | SP2T-250 mL Sterile Plastic (N/A – lab) | | BP3A-250 mL Plastic (NH2)2SO4 (9.3-9.7) | AG0U-100 mL Amber Unpreserved vials (N/A) | VSGU-20 mL Scintillation vials (N/A) | DG9U-40 mL Amber Unpreserved vials (N/A) |
|---|---|---|---|---|---|---|---|---|---|---|---|---|---|---|---|---|---|---|---|---|---|---|---|---|---|---|---|---|
| 1 | | | | | | 1 ✓ | | | | | | | | | | 7 | | | | | | | | | | | | |
| 2 | | | | | | | | | | | | | | | | | | | | | | | | | | | | |
| 3 | | | | | | | | | | | | | | | | | | | | | | | | | | | | |
| 4 | | | | | | | | | | | | | | | | | | | | | | | | | | | | |
| 5 | | | | | | | | | | | | | | | | | | | | | | | | | | | | |
| 6 | | | | | | | | | | | | | | | | | | | | | | | | | | | | |
| 7 | | | | | | | | | | | | | | | | | | | | | | | | | | | | |
| 8 | | | | | | | | | | | | | | | | | | | | | | | | | | | | |
| 9 | | | | | | | | | | | | | | | | | | | | | | | | | | | | |
| 10 | | | | | | | | | | | | | | | | | | | | | | | | | | | | |
| 11 | | | | | | | | | | | | | | | | | | | | | | | | | | | | |
| 12 | | | | | | | | | | | | | | | | | | | | | | | | | | | | |

**pH Adjustment Log for Preserved Samples**

| Sample ID | Type of Preservative | pH upon receipt | Date preservation adjusted | Time preservation adjusted | Amount of Preservative added | Lot # |
|---|---|---|---|---|---|---|
| | | | | | | |
| | | | | | | |
| | | | | | | |

Note: Whenever there is a discrepancy affecting North Carolina compliance samples, a copy of this form will be sent to the North Carolina DEHNR Certification Office (I.e. Out of hold, incorrect preservative, out of temp, incorrect containers.

**Pace Analytical Services, LLC**
9800 Kincey Ave. Suite 100
Huntersville, NC 28078
(704)875-9092

January 17, 2022

Andrew Street
Apex Companies - NC
5900 Northwoods Business Pkwy
Suite 5900-0
Charlotte, NC 28269

RE: Project: 2020-LI-2448 Incident
Pace Project No.: 92582058

Dear Andrew Street:

Enclosed are the analytical results for sample(s) received by the laboratory on January 11, 2022. The results relate only to the samples included in this report. Results reported herein conform to the applicable TNI/NELAC Standards and the laboratory's Quality Manual, where applicable, unless otherwise noted in the body of the report.

The test results provided in this final report were generated by each of the following laboratories within the Pace Network:

- Pace Analytical Services - Asheville
- Pace Analytical Services - Charlotte

If you have any questions concerning this report, please feel free to contact me.

Sincerely,

Angela M. Baioni

Angela Baioni
angela.baioni@pacelabs.com
(704)875-9092
Project Manager

Enclosures

cc: J Culbreath, Colonial Pipeline Company
Naomi Fretz, APEX Companies, LLC
Robert Hughes, Colonial Pipeline
Cameron Lee, Montrose-EPS
Jamie Moran, APEX Companies, LLC
Jeff Morrison, Colonial Pipeline Company
Tom Naumann, APEX Companies - NC
Joe Nicolette, Montrose-EPS
Kaitlyn Nootens, Apex Companies
Christopher Schultz, Apex Companies
Matt Teixeira, Apex Companies, LLC
Michael Verdon, Colonial Pipeline Company
JM Wyatt, Colonial Pipeline Company

**REPORT OF LABORATORY ANALYSIS**

This report shall not be reproduced, except in full,
without the written consent of Pace Analytical Services, LLC.

**Pace Analytical Services, LLC**
9800 Kincey Ave.  Suite 100
Huntersville, NC 28078
(704)875-9092

## CERTIFICATIONS

Project: 2020-LI-2448 Incident
Pace Project No.: 92582058

**Pace Analytical Services Charlotte**

South Carolina Laboratory ID: 99006
9800 Kincey Ave. Ste 100, Huntersville, NC 28078
North Carolina Drinking Water Certification #: 37706
North Carolina Field Services Certification #: 5342
North Carolina Wastewater Certification #: 12
South Carolina Laboratory ID: 99006
South Carolina Certification #: 99006001
South Carolina Drinking Water Cert. #: 99006003
Florida/NELAP Certification #: E87627
Kentucky UST Certification #: 84
Louisiana DoH Drinking Water #: LA029
Virginia/VELAP Certification #: 460221

**Pace Analytical Services Asheville**

2225 Riverside Drive, Asheville, NC  28804
Florida/NELAP Certification #: E87648
North Carolina Drinking Water Certification #: 37712
North Carolina Wastewater Certification #: 40
South Carolina Laboratory ID: 99030
South Carolina Certification #: 99030001
Virginia/VELAP Certification #: 460222



This report shall not be reproduced, except in full,
without the written consent of Pace Analytical Services, LLC.

**Pace Analytical Services, LLC**
9800 Kincey Ave. Suite 100
Huntersville, NC 28078
(704)875-9092

## SAMPLE SUMMARY

Project: 2020-LI-2448 Incident
Pace Project No.: 92582058

| Lab ID | Sample ID | Matrix | Date Collected | Date Received |
|---|---|---|---|---|
| **92582058001** | **13835_AC_RD** | Water | 01/11/22 11:18 | 01/11/22 12:40 |



This report shall not be reproduced, except in full,
without the written consent of Pace Analytical Services, LLC.

**Pace Analytical Services, LLC**
9800 Kincey Ave. Suite 100
Huntersville, NC 28078
(704)875-9092

## SAMPLE ANALYTE COUNT

Project: 2020-LI-2448 Incident
Pace Project No.: 92582058

| Lab ID | Sample ID | Method | Analysts | Analytes Reported | Laboratory |
|---|---|---|---|---|---|
| **92582058001** | **13835_AC_RD** | MADEP VPH | MAD | 6 | PASI-C |
| | | EPA 6010D | CBV | 1 | PASI-A |
| | | SM 6200B | CL | 64 | PASI-C |

PASI-A = Pace Analytical Services - Asheville
PASI-C = Pace Analytical Services - Charlotte



This report shall not be reproduced, except in full,
without the written consent of Pace Analytical Services, LLC.

**Pace Analytical Services, LLC**
9800 Kincey Ave. Suite 100
Huntersville, NC 28078
(704)875-9092

## ANALYTICAL RESULTS

Project: 2020-LI-2448 Incident
Pace Project No.: 92582058

**Sample: 13835_AC_RD** **Lab ID: 92582058001** Collected: 01/11/22 11:18 Received: 01/11/22 12:40 Matrix: Water

| Parameters | Results | Units | Report Limit | MDL | DF | Prepared | Analyzed | CAS No. | Qual |
|---|---|---|---|---|---|---|---|---|---|
| **VPH NC Water** | Analytical Method: MADEP VPH<br>Pace Analytical Services - Charlotte | | | | | | | | |
| Total VPH (C5-C12) | ND | ug/L | 50.0 | 50.0 | 1 | | 01/12/22 17:02 | | N2 |
| Aliphatic (C05-C08) | ND | ug/L | 50.0 | 50.0 | 1 | | 01/12/22 17:02 | | N2 |
| Aliphatic(C09-C12) Adjusted | ND | ug/L | 50.0 | 50.0 | 1 | | 01/12/22 17:02 | | N2 |
| Aromatic (C09-C10) | ND | ug/L | 50.0 | 50.0 | 1 | | 01/12/22 17:02 | | N2 |
| ***Surrogates*** | | | | | | | | | |
| 4-Bromofluorobenzene (FID) (S) | 101 | % | 70-130 | | 1 | | 01/12/22 17:02 | 460-00-4 | |
| 4-Bromofluorobenzene (PID) (S) | 80 | % | 70-130 | | 1 | | 01/12/22 17:02 | 460-00-4 | |
| **6010 MET ICP** | Analytical Method: EPA 6010D Preparation Method: EPA 3010A<br>Pace Analytical Services - Asheville | | | | | | | | |
| Lead | ND | ug/L | 5.0 | 4.5 | 1 | 01/12/22 16:17 | 01/13/22 18:11 | 7439-92-1 | |
| **6200B MSV** | Analytical Method: SM 6200B<br>Pace Analytical Services - Charlotte | | | | | | | | |
| Benzene | ND | ug/L | 0.50 | 0.34 | 1 | | 01/12/22 15:54 | 71-43-2 | |
| Bromobenzene | ND | ug/L | 0.50 | 0.29 | 1 | | 01/12/22 15:54 | 108-86-1 | |
| Bromochloromethane | ND | ug/L | 0.50 | 0.47 | 1 | | 01/12/22 15:54 | 74-97-5 | |
| Bromodichloromethane | ND | ug/L | 0.50 | 0.31 | 1 | | 01/12/22 15:54 | 75-27-4 | |
| Bromoform | ND | ug/L | 0.50 | 0.34 | 1 | | 01/12/22 15:54 | 75-25-2 | |
| Bromomethane | ND | ug/L | 5.0 | 1.7 | 1 | | 01/12/22 15:54 | 74-83-9 | |
| n-Butylbenzene | ND | ug/L | 0.50 | 0.49 | 1 | | 01/12/22 15:54 | 104-51-8 | |
| sec-Butylbenzene | ND | ug/L | 0.50 | 0.40 | 1 | | 01/12/22 15:54 | 135-98-8 | |
| tert-Butylbenzene | ND | ug/L | 0.50 | 0.32 | 1 | | 01/12/22 15:54 | 98-06-6 | |
| Carbon tetrachloride | ND | ug/L | 0.50 | 0.33 | 1 | | 01/12/22 15:54 | 56-23-5 | |
| Chlorobenzene | ND | ug/L | 0.50 | 0.28 | 1 | | 01/12/22 15:54 | 108-90-7 | |
| Chloroethane | ND | ug/L | 1.0 | 0.65 | 1 | | 01/12/22 15:54 | 75-00-3 | |
| Chloroform | **0.39J** | ug/L | 0.50 | 0.35 | 1 | | 01/12/22 15:54 | 67-66-3 | |
| Chloromethane | ND | ug/L | 1.0 | 0.54 | 1 | | 01/12/22 15:54 | 74-87-3 | |
| 2-Chlorotoluene | ND | ug/L | 0.50 | 0.32 | 1 | | 01/12/22 15:54 | 95-49-8 | |
| 4-Chlorotoluene | ND | ug/L | 0.50 | 0.32 | 1 | | 01/12/22 15:54 | 106-43-4 | |
| 1,2-Dibromo-3-chloropropane | ND | ug/L | 1.0 | 0.34 | 1 | | 01/12/22 15:54 | 96-12-8 | |
| Dibromochloromethane | ND | ug/L | 0.50 | 0.36 | 1 | | 01/12/22 15:54 | 124-48-1 | |
| 1,2-Dibromoethane (EDB) | ND | ug/L | 0.50 | 0.27 | 1 | | 01/12/22 15:54 | 106-93-4 | |
| Dibromomethane | ND | ug/L | 0.50 | 0.39 | 1 | | 01/12/22 15:54 | 74-95-3 | |
| 1,2-Dichlorobenzene | ND | ug/L | 0.50 | 0.34 | 1 | | 01/12/22 15:54 | 95-50-1 | |
| 1,3-Dichlorobenzene | ND | ug/L | 0.50 | 0.34 | 1 | | 01/12/22 15:54 | 541-73-1 | |
| 1,4-Dichlorobenzene | ND | ug/L | 0.50 | 0.33 | 1 | | 01/12/22 15:54 | 106-46-7 | |
| Dichlorodifluoromethane | ND | ug/L | 0.50 | 0.35 | 1 | | 01/12/22 15:54 | 75-71-8 | |
| 1,1-Dichloroethane | ND | ug/L | 0.50 | 0.37 | 1 | | 01/12/22 15:54 | 75-34-3 | |
| 1,2-Dichloroethane | ND | ug/L | 0.50 | 0.32 | 1 | | 01/12/22 15:54 | 107-06-2 | |
| 1,1-Dichloroethene | ND | ug/L | 0.50 | 0.35 | 1 | | 01/12/22 15:54 | 75-35-4 | |
| cis-1,2-Dichloroethene | ND | ug/L | 0.50 | 0.38 | 1 | | 01/12/22 15:54 | 156-59-2 | |
| trans-1,2-Dichloroethene | ND | ug/L | 0.50 | 0.40 | 1 | | 01/12/22 15:54 | 156-60-5 | |
| 1,2-Dichloropropane | ND | ug/L | 0.50 | 0.36 | 1 | | 01/12/22 15:54 | 78-87-5 | |
| 1,3-Dichloropropane | ND | ug/L | 0.50 | 0.28 | 1 | | 01/12/22 15:54 | 142-28-9 | |

## REPORT OF LABORATORY ANALYSIS

This report shall not be reproduced, except in full,
without the written consent of Pace Analytical Services, LLC.

**Pace Analytical Services, LLC**
9800 Kincey Ave. Suite 100
Huntersville, NC 28078
(704)875-9092

## ANALYTICAL RESULTS

Project: 2020-LI-2448 Incident
Pace Project No.: 92582058

**Sample: 13835_AC_RD** **Lab ID: 92582058001** Collected: 01/11/22 11:18 Received: 01/11/22 12:40 Matrix: Water

| Parameters | Results | Units | Report Limit | MDL | DF | Prepared | Analyzed | CAS No. | Qual |
|---|---|---|---|---|---|---|---|---|---|
| **6200B MSV** | Analytical Method: SM 6200B<br>Pace Analytical Services - Charlotte | | | | | | | | |
| 2,2-Dichloropropane | ND | ug/L | 0.50 | 0.39 | 1 | | 01/12/22 15:54 | 594-20-7 | |
| 1,1-Dichloropropene | ND | ug/L | 0.50 | 0.43 | 1 | | 01/12/22 15:54 | 563-58-6 | |
| cis-1,3-Dichloropropene | ND | ug/L | 0.50 | 0.36 | 1 | | 01/12/22 15:54 | 10061-01-5 | |
| trans-1,3-Dichloropropene | ND | ug/L | 0.50 | 0.36 | 1 | | 01/12/22 15:54 | 10061-02-6 | |
| Diisopropyl ether | ND | ug/L | 0.50 | 0.31 | 1 | | 01/12/22 15:54 | 108-20-3 | |
| Ethanol | ND | ug/L | 200 | 72.2 | 1 | | 01/12/22 15:54 | 64-17-5 | |
| Ethylbenzene | ND | ug/L | 0.50 | 0.30 | 1 | | 01/12/22 15:54 | 100-41-4 | |
| Hexachloro-1,3-butadiene | ND | ug/L | 2.0 | 1.5 | 1 | | 01/12/22 15:54 | 87-68-3 | |
| Isopropylbenzene (Cumene) | ND | ug/L | 0.50 | 0.33 | 1 | | 01/12/22 15:54 | 98-82-8 | |
| Methylene Chloride | ND | ug/L | 2.0 | 2.0 | 1 | | 01/12/22 15:54 | 75-09-2 | |
| Methyl-tert-butyl ether | ND | ug/L | 0.50 | 0.42 | 1 | | 01/12/22 15:54 | 1634-04-4 | |
| Naphthalene | ND | ug/L | 2.0 | 0.64 | 1 | | 01/12/22 15:54 | 91-20-3 | |
| n-Propylbenzene | ND | ug/L | 0.50 | 0.34 | 1 | | 01/12/22 15:54 | 103-65-1 | |
| Styrene | ND | ug/L | 0.50 | 0.29 | 1 | | 01/12/22 15:54 | 100-42-5 | |
| 1,1,1,2-Tetrachloroethane | ND | ug/L | 0.50 | 0.31 | 1 | | 01/12/22 15:54 | 630-20-6 | |
| 1,1,2,2-Tetrachloroethane | ND | ug/L | 0.50 | 0.22 | 1 | | 01/12/22 15:54 | 79-34-5 | |
| Tetrachloroethene | ND | ug/L | 0.50 | 0.29 | 1 | | 01/12/22 15:54 | 127-18-4 | |
| Toluene | ND | ug/L | 0.50 | 0.48 | 1 | | 01/12/22 15:54 | 108-88-3 | |
| 1,2,3-Trichlorobenzene | ND | ug/L | 2.0 | 0.81 | 1 | | 01/12/22 15:54 | 87-61-6 | |
| 1,2,4-Trichlorobenzene | ND | ug/L | 2.0 | 0.64 | 1 | | 01/12/22 15:54 | 120-82-1 | |
| 1,1,1-Trichloroethane | ND | ug/L | 0.50 | 0.33 | 1 | | 01/12/22 15:54 | 71-55-6 | |
| 1,1,2-Trichloroethane | ND | ug/L | 0.50 | 0.32 | 1 | | 01/12/22 15:54 | 79-00-5 | |
| Trichloroethene | ND | ug/L | 0.50 | 0.38 | 1 | | 01/12/22 15:54 | 79-01-6 | |
| Trichlorofluoromethane | ND | ug/L | 1.0 | 0.30 | 1 | | 01/12/22 15:54 | 75-69-4 | |
| 1,2,3-Trichloropropane | ND | ug/L | 0.50 | 0.26 | 1 | | 01/12/22 15:54 | 96-18-4 | |
| 1,2,4-Trimethylbenzene | ND | ug/L | 0.50 | 0.50 | 1 | | 01/12/22 15:54 | 95-63-6 | |
| 1,3,5-Trimethylbenzene | ND | ug/L | 0.50 | 0.33 | 1 | | 01/12/22 15:54 | 108-67-8 | |
| Vinyl chloride | ND | ug/L | 1.0 | 0.39 | 1 | | 01/12/22 15:54 | 75-01-4 | |
| m&p-Xylene | ND | ug/L | 1.0 | 0.71 | 1 | | 01/12/22 15:54 | 179601-23-1 | |
| o-Xylene | ND | ug/L | 0.50 | 0.34 | 1 | | 01/12/22 15:54 | 95-47-6 | |
| ***Surrogates*** | | | | | | | | | |
| 1,2-Dichloroethane-d4 (S) | 88 | % | 70-130 | | 1 | | 01/12/22 15:54 | 17060-07-0 | |
| 4-Bromofluorobenzene (S) | 95 | % | 70-130 | | 1 | | 01/12/22 15:54 | 460-00-4 | |
| Toluene-d8 (S) | 101 | % | 70-130 | | 1 | | 01/12/22 15:54 | 2037-26-5 | |

## REPORT OF LABORATORY ANALYSIS

This report shall not be reproduced, except in full,
without the written consent of Pace Analytical Services, LLC.

**Pace Analytical Services, LLC**
9800 Kincey Ave. Suite 100
Huntersville, NC 28078
(704)875-9092

## QUALITY CONTROL DATA

Project: 2020-LI-2448 Incident
Pace Project No.: 92582058

QC Batch: 671335
QC Batch Method: MADEP VPH
Analysis Method: MADEP VPH
Analysis Description: VPH NC Water
Laboratory: Pace Analytical Services - Charlotte
Associated Lab Samples: 92582058001

METHOD BLANK: 3514828 Matrix: Water
Associated Lab Samples: 92582058001

| Parameter | Units | Blank Result | Reporting Limit | MDL | Analyzed | Qualifiers |
|---|---|---|---|---|---|---|
| Aliphatic (C05-C08) | ug/L | ND | 50.0 | 50.0 | 01/12/22 15:09 | N2 |
| Aromatic (C09-C10) | ug/L | ND | 50.0 | 50.0 | 01/12/22 15:09 | N2 |
| 4-Bromofluorobenzene (FID) (S) | % | 97 | 70-130 | | 01/12/22 15:09 | |
| 4-Bromofluorobenzene (PID) (S) | % | 77 | 70-130 | | 01/12/22 15:09 | |

LABORATORY CONTROL SAMPLE & LCSD: 3514829 3514830

| Parameter | Units | Spike Conc. | LCS Result | LCSD Result | LCS % Rec | LCSD % Rec | % Rec Limits | RPD | Max RPD | Qualifiers |
|---|---|---|---|---|---|---|---|---|---|---|
| Aliphatic (C05-C08) | ug/L | 300 | 307 | 307 | 102 | 102 | 70-130 | 0 | 25 | N2 |
| Aromatic (C09-C10) | ug/L | 100 | 89.7 | 88.3 | 90 | 88 | 70-130 | 2 | 25 | N2 |
| 4-Bromofluorobenzene (FID) (S) | % | | | | 102 | 103 | 70-130 | | | |
| 4-Bromofluorobenzene (PID) (S) | % | | | | 77 | 78 | 70-130 | | | |

**Results presented on this page are in the units indicated by the "Units" column except where an alternate unit is presented to the right of the result.**

## REPORT OF LABORATORY ANALYSIS

This report shall not be reproduced, except in full,
without the written consent of Pace Analytical Services, LLC.

**Pace Analytical Services, LLC**
9800 Kincey Ave. Suite 100
Huntersville, NC 28078
(704)875-9092

## QUALITY CONTROL DATA

Project: 2020-LI-2448 Incident
Pace Project No.: 92582058

QC Batch: 671291
QC Batch Method: EPA 3010A
Analysis Method: EPA 6010D
Analysis Description: 6010 MET
Laboratory: Pace Analytical Services - Asheville
Associated Lab Samples: 92582058001

METHOD BLANK: 3514615 Matrix: Water
Associated Lab Samples: 92582058001

| Parameter | Units | Blank Result | Reporting Limit | MDL | Analyzed | Qualifiers |
|---|---|---|---|---|---|---|
| Lead | ug/L | ND | 5.0 | 4.5 | 01/13/22 17:29 | |

LABORATORY CONTROL SAMPLE: 3514616

| Parameter | Units | Spike Conc. | LCS Result | LCS % Rec | % Rec Limits | Qualifiers |
|---|---|---|---|---|---|---|
| Lead | ug/L | 500 | 498 | 100 | 80-120 | |

MATRIX SPIKE & MATRIX SPIKE DUPLICATE: 3514617 3514618

| Parameter | Units | 92579766001 Result | MS Spike Conc. | MSD Spike Conc. | MS Result | MSD Result | MS % Rec | MSD % Rec | % Rec Limits | RPD | Max RPD | Qual |
|---|---|---|---|---|---|---|---|---|---|---|---|---|
| Lead | ug/L | ND | 500 | 500 | 520 | 509 | 104 | 102 | 75-125 | 2 | 20 | |

**Results presented on this page are in the units indicated by the "Units" column except where an alternate unit is presented to the right of the result.**

## REPORT OF LABORATORY ANALYSIS

This report shall not be reproduced, except in full,
without the written consent of Pace Analytical Services, LLC.

Pace Analytical Services, LLC
9800 Kincey Ave. Suite 100
Huntersville, NC 28078
(704)875-9092

## QUALITY CONTROL DATA

Project: 2020-LI-2448 Incident
Pace Project No.: 92582058

QC Batch: 671252
QC Batch Method: SM 6200B
Analysis Method: SM 6200B
Analysis Description: 6200B MSV
Laboratory: Pace Analytical Services - Charlotte

Associated Lab Samples: 92582058001

METHOD BLANK: 3514443 Matrix: Water
Associated Lab Samples: 92582058001

| Parameter | Units | Blank Result | Reporting Limit | MDL | Analyzed | Qualifiers |
|---|---|---|---|---|---|---|
| 1,1,1,2-Tetrachloroethane | ug/L | ND | 0.50 | 0.31 | 01/12/22 13:12 | |
| 1,1,1-Trichloroethane | ug/L | ND | 0.50 | 0.33 | 01/12/22 13:12 | |
| 1,1,2,2-Tetrachloroethane | ug/L | ND | 0.50 | 0.22 | 01/12/22 13:12 | |
| 1,1,2-Trichloroethane | ug/L | ND | 0.50 | 0.32 | 01/12/22 13:12 | |
| 1,1-Dichloroethane | ug/L | ND | 0.50 | 0.37 | 01/12/22 13:12 | |
| 1,1-Dichloroethene | ug/L | ND | 0.50 | 0.35 | 01/12/22 13:12 | |
| 1,1-Dichloropropene | ug/L | ND | 0.50 | 0.43 | 01/12/22 13:12 | |
| 1,2,3-Trichlorobenzene | ug/L | ND | 2.0 | 0.81 | 01/12/22 13:12 | |
| 1,2,3-Trichloropropane | ug/L | ND | 0.50 | 0.26 | 01/12/22 13:12 | |
| 1,2,4-Trichlorobenzene | ug/L | ND | 2.0 | 0.64 | 01/12/22 13:12 | |
| 1,2,4-Trimethylbenzene | ug/L | ND | 0.50 | 0.50 | 01/12/22 13:12 | |
| 1,2-Dibromo-3-chloropropane | ug/L | ND | 1.0 | 0.34 | 01/12/22 13:12 | |
| 1,2-Dibromoethane (EDB) | ug/L | ND | 0.50 | 0.27 | 01/12/22 13:12 | |
| 1,2-Dichlorobenzene | ug/L | ND | 0.50 | 0.34 | 01/12/22 13:12 | |
| 1,2-Dichloroethane | ug/L | ND | 0.50 | 0.32 | 01/12/22 13:12 | |
| 1,2-Dichloropropane | ug/L | ND | 0.50 | 0.36 | 01/12/22 13:12 | |
| 1,3,5-Trimethylbenzene | ug/L | ND | 0.50 | 0.33 | 01/12/22 13:12 | |
| 1,3-Dichlorobenzene | ug/L | ND | 0.50 | 0.34 | 01/12/22 13:12 | |
| 1,3-Dichloropropane | ug/L | ND | 0.50 | 0.28 | 01/12/22 13:12 | |
| 1,4-Dichlorobenzene | ug/L | ND | 0.50 | 0.33 | 01/12/22 13:12 | |
| 2,2-Dichloropropane | ug/L | ND | 0.50 | 0.39 | 01/12/22 13:12 | |
| 2-Chlorotoluene | ug/L | ND | 0.50 | 0.32 | 01/12/22 13:12 | |
| 4-Chlorotoluene | ug/L | ND | 0.50 | 0.32 | 01/12/22 13:12 | |
| Benzene | ug/L | ND | 0.50 | 0.34 | 01/12/22 13:12 | |
| Bromobenzene | ug/L | ND | 0.50 | 0.29 | 01/12/22 13:12 | |
| Bromochloromethane | ug/L | ND | 0.50 | 0.47 | 01/12/22 13:12 | |
| Bromodichloromethane | ug/L | ND | 0.50 | 0.31 | 01/12/22 13:12 | |
| Bromoform | ug/L | ND | 0.50 | 0.34 | 01/12/22 13:12 | |
| Bromomethane | ug/L | ND | 5.0 | 1.7 | 01/12/22 13:12 | |
| Carbon tetrachloride | ug/L | ND | 0.50 | 0.33 | 01/12/22 13:12 | |
| Chlorobenzene | ug/L | ND | 0.50 | 0.28 | 01/12/22 13:12 | |
| Chloroethane | ug/L | ND | 1.0 | 0.65 | 01/12/22 13:12 | |
| Chloroform | ug/L | ND | 0.50 | 0.35 | 01/12/22 13:12 | |
| Chloromethane | ug/L | ND | 1.0 | 0.54 | 01/12/22 13:12 | |
| cis-1,2-Dichloroethene | ug/L | ND | 0.50 | 0.38 | 01/12/22 13:12 | |
| cis-1,3-Dichloropropene | ug/L | ND | 0.50 | 0.36 | 01/12/22 13:12 | |
| Dibromochloromethane | ug/L | ND | 0.50 | 0.36 | 01/12/22 13:12 | |
| Dibromomethane | ug/L | ND | 0.50 | 0.39 | 01/12/22 13:12 | |
| Dichlorodifluoromethane | ug/L | ND | 0.50 | 0.35 | 01/12/22 13:12 | |
| Diisopropyl ether | ug/L | ND | 0.50 | 0.31 | 01/12/22 13:12 | |

**Results presented on this page are in the units indicated by the "Units" column except where an alternate unit is presented to the right of the result.**

## REPORT OF LABORATORY ANALYSIS

This report shall not be reproduced, except in full,
without the written consent of Pace Analytical Services, LLC.

**Pace Analytical Services, LLC**
9800 Kincey Ave. Suite 100
Huntersville, NC 28078
(704)875-9092

## QUALITY CONTROL DATA

Project: 2020-LI-2448 Incident
Pace Project No.: 92582058

METHOD BLANK: 3514443 Matrix: Water
Associated Lab Samples: 92582058001

| Parameter | Units | Blank Result | Reporting Limit | MDL | Analyzed | Qualifiers |
|---|---|---|---|---|---|---|
| Ethanol | ug/L | ND | 200 | 72.2 | 01/12/22 13:12 | |
| Ethylbenzene | ug/L | ND | 0.50 | 0.30 | 01/12/22 13:12 | |
| Hexachloro-1,3-butadiene | ug/L | ND | 2.0 | 1.5 | 01/12/22 13:12 | |
| Isopropylbenzene (Cumene) | ug/L | ND | 0.50 | 0.33 | 01/12/22 13:12 | |
| m&p-Xylene | ug/L | ND | 1.0 | 0.71 | 01/12/22 13:12 | |
| Methyl-tert-butyl ether | ug/L | ND | 0.50 | 0.42 | 01/12/22 13:12 | |
| Methylene Chloride | ug/L | ND | 2.0 | 2.0 | 01/12/22 13:12 | |
| n-Butylbenzene | ug/L | ND | 0.50 | 0.49 | 01/12/22 13:12 | |
| n-Propylbenzene | ug/L | ND | 0.50 | 0.34 | 01/12/22 13:12 | |
| Naphthalene | ug/L | ND | 2.0 | 0.64 | 01/12/22 13:12 | |
| o-Xylene | ug/L | ND | 0.50 | 0.34 | 01/12/22 13:12 | |
| sec-Butylbenzene | ug/L | ND | 0.50 | 0.40 | 01/12/22 13:12 | |
| Styrene | ug/L | ND | 0.50 | 0.29 | 01/12/22 13:12 | |
| tert-Butylbenzene | ug/L | ND | 0.50 | 0.32 | 01/12/22 13:12 | |
| Tetrachloroethene | ug/L | ND | 0.50 | 0.29 | 01/12/22 13:12 | |
| Toluene | ug/L | ND | 0.50 | 0.48 | 01/12/22 13:12 | |
| trans-1,2-Dichloroethene | ug/L | ND | 0.50 | 0.40 | 01/12/22 13:12 | |
| trans-1,3-Dichloropropene | ug/L | ND | 0.50 | 0.36 | 01/12/22 13:12 | |
| Trichloroethene | ug/L | ND | 0.50 | 0.38 | 01/12/22 13:12 | |
| Trichlorofluoromethane | ug/L | ND | 1.0 | 0.30 | 01/12/22 13:12 | |
| Vinyl chloride | ug/L | ND | 1.0 | 0.39 | 01/12/22 13:12 | |
| 1,2-Dichloroethane-d4 (S) | % | 85 | 70-130 | | 01/12/22 13:12 | |
| 4-Bromofluorobenzene (S) | % | 95 | 70-130 | | 01/12/22 13:12 | |
| Toluene-d8 (S) | % | 104 | 70-130 | | 01/12/22 13:12 | |

LABORATORY CONTROL SAMPLE: 3514444

| Parameter | Units | Spike Conc. | LCS Result | LCS % Rec | % Rec Limits | Qualifiers |
|---|---|---|---|---|---|---|
| 1,1,1,2-Tetrachloroethane | ug/L | 50 | 46.4 | 93 | 60-140 | |
| 1,1,1-Trichloroethane | ug/L | 50 | 43.1 | 86 | 60-140 | |
| 1,1,2,2-Tetrachloroethane | ug/L | 50 | 47.4 | 95 | 60-140 | |
| 1,1,2-Trichloroethane | ug/L | 50 | 53.8 | 108 | 60-140 | |
| 1,1-Dichloroethane | ug/L | 50 | 49.4 | 99 | 60-140 | |
| 1,1-Dichloroethene | ug/L | 50 | 48.3 | 97 | 60-140 | |
| 1,1-Dichloropropene | ug/L | 50 | 46.8 | 94 | 60-140 | |
| 1,2,3-Trichlorobenzene | ug/L | 50 | 46.4 | 93 | 60-140 | |
| 1,2,3-Trichloropropane | ug/L | 50 | 41.8 | 84 | 60-140 | |
| 1,2,4-Trichlorobenzene | ug/L | 50 | 50.3 | 101 | 60-140 | |
| 1,2,4-Trimethylbenzene | ug/L | 50 | 50.1 | 100 | 60-140 | |
| 1,2-Dibromo-3-chloropropane | ug/L | 50 | 41.7 | 83 | 60-140 | |
| 1,2-Dibromoethane (EDB) | ug/L | 50 | 48.1 | 96 | 60-140 | |
| 1,2-Dichlorobenzene | ug/L | 50 | 50.3 | 101 | 60-140 | |
| 1,2-Dichloroethane | ug/L | 50 | 42.0 | 84 | 60-140 | |
| 1,2-Dichloropropane | ug/L | 50 | 50.3 | 101 | 60-140 | |

**Results presented on this page are in the units indicated by the "Units" column except where an alternate unit is presented to the right of the result.**

## REPORT OF LABORATORY ANALYSIS

This report shall not be reproduced, except in full,
without the written consent of Pace Analytical Services, LLC.

**Pace Analytical Services, LLC**
9800 Kincey Ave. Suite 100
Huntersville, NC 28078
(704)875-9092

## QUALITY CONTROL DATA

Project: 2020-LI-2448 Incident
Pace Project No.: 92582058

LABORATORY CONTROL SAMPLE: 3514444

| Parameter | Units | Spike Conc. | LCS Result | LCS % Rec | % Rec Limits | Qualifiers |
|---|---|---|---|---|---|---|
| 1,3,5-Trimethylbenzene | ug/L | 50 | 50.9 | 102 | 60-140 | |
| 1,3-Dichlorobenzene | ug/L | 50 | 49.7 | 99 | 60-140 | |
| 1,3-Dichloropropane | ug/L | 50 | 47.8 | 96 | 60-140 | |
| 1,4-Dichlorobenzene | ug/L | 50 | 49.3 | 99 | 60-140 | |
| 2,2-Dichloropropane | ug/L | 50 | 47.6 | 95 | 60-140 | |
| 2-Chlorotoluene | ug/L | 50 | 49.6 | 99 | 60-140 | |
| 4-Chlorotoluene | ug/L | 50 | 48.0 | 96 | 60-140 | |
| Benzene | ug/L | 50 | 51.9 | 104 | 60-140 | |
| Bromobenzene | ug/L | 50 | 49.3 | 99 | 60-140 | |
| Bromochloromethane | ug/L | 50 | 53.7 | 107 | 60-140 | |
| Bromodichloromethane | ug/L | 50 | 47.7 | 95 | 60-140 | |
| Bromoform | ug/L | 50 | 47.7 | 95 | 60-140 | |
| Bromomethane | ug/L | 50 | 50.5 | 101 | 60-140 | |
| Carbon tetrachloride | ug/L | 50 | 41.9 | 84 | 60-140 | |
| Chlorobenzene | ug/L | 50 | 51.1 | 102 | 60-140 | |
| Chloroethane | ug/L | 50 | 45.3 | 91 | 60-140 | |
| Chloroform | ug/L | 50 | 48.8 | 98 | 60-140 | |
| Chloromethane | ug/L | 50 | 44.6 | 89 | 60-140 | |
| cis-1,2-Dichloroethene | ug/L | 50 | 46.0 | 92 | 60-140 | |
| cis-1,3-Dichloropropene | ug/L | 50 | 49.1 | 98 | 60-140 | |
| Dibromochloromethane | ug/L | 50 | 49.4 | 99 | 60-140 | |
| Dibromomethane | ug/L | 50 | 53.1 | 106 | 60-140 | |
| Dichlorodifluoromethane | ug/L | 50 | 38.7 | 77 | 60-140 | |
| Diisopropyl ether | ug/L | 50 | 44.5 | 89 | 60-140 | |
| Ethanol | ug/L | 2000 | 1530 | 77 | 60-140 | |
| Ethylbenzene | ug/L | 50 | 50.0 | 100 | 60-140 | |
| Hexachloro-1,3-butadiene | ug/L | 50 | 43.1 | 86 | 60-140 | |
| Isopropylbenzene (Cumene) | ug/L | 50 | 52.4 | 105 | 60-140 | |
| m&p-Xylene | ug/L | 100 | 101 | 101 | 60-140 | |
| Methyl-tert-butyl ether | ug/L | 50 | 48.1 | 96 | 60-140 | |
| Methylene Chloride | ug/L | 50 | 47.1 | 94 | 60-140 | |
| n-Butylbenzene | ug/L | 50 | 49.4 | 99 | 60-140 | |
| n-Propylbenzene | ug/L | 50 | 49.9 | 100 | 60-140 | |
| Naphthalene | ug/L | 50 | 43.5 | 87 | 60-140 | |
| o-Xylene | ug/L | 50 | 51.6 | 103 | 60-140 | |
| sec-Butylbenzene | ug/L | 50 | 49.4 | 99 | 60-140 | |
| Styrene | ug/L | 50 | 50.7 | 101 | 60-140 | |
| tert-Butylbenzene | ug/L | 50 | 41.8 | 84 | 60-140 | |
| Tetrachloroethene | ug/L | 50 | 45.3 | 91 | 60-140 | |
| Toluene | ug/L | 50 | 53.2 | 106 | 60-140 | |
| trans-1,2-Dichloroethene | ug/L | 50 | 49.9 | 100 | 60-140 | |
| trans-1,3-Dichloropropene | ug/L | 50 | 50.0 | 100 | 60-140 | |
| Trichloroethene | ug/L | 50 | 51.2 | 102 | 60-140 | |
| Trichlorofluoromethane | ug/L | 50 | 39.6 | 79 | 60-140 | |
| Vinyl chloride | ug/L | 50 | 50.5 | 101 | 60-140 | |
| 1,2-Dichloroethane-d4 (S) | % | | | 87 | 70-130 | |
| 4-Bromofluorobenzene (S) | % | | | 97 | 70-130 | |

**Results presented on this page are in the units indicated by the "Units" column except where an alternate unit is presented to the right of the result.**

## REPORT OF LABORATORY ANALYSIS

This report shall not be reproduced, except in full,
without the written consent of Pace Analytical Services, LLC.

**Pace Analytical Services, LLC**
9800 Kincey Ave. Suite 100
Huntersville, NC 28078
(704)875-9092

## QUALITY CONTROL DATA

Project: 2020-LI-2448 Incident
Pace Project No.: 92582058

LABORATORY CONTROL SAMPLE: 3514444

| Parameter | Units | Spike Conc. | LCS Result | LCS % Rec | % Rec Limits | Qualifiers |
|---|---|---|---|---|---|---|
| Toluene-d8 (S) | % | | | 101 | 70-130 | |

MATRIX SPIKE & MATRIX SPIKE DUPLICATE: 3514445 3514446

| Parameter | Units | 92581670004 Result | MS Spike Conc. | MSD Spike Conc. | MS Result | MSD Result | MS % Rec | MSD % Rec | % Rec Limits | RPD | Max RPD | Qual |
|---|---|---|---|---|---|---|---|---|---|---|---|---|
| 1,1,1,2-Tetrachloroethane | ug/L | ND | 500 | 500 | 522 | 531 | 104 | 106 | 60-140 | 2 | 30 | |
| 1,1,1-Trichloroethane | ug/L | ND | 500 | 500 | 531 | 521 | 106 | 104 | 60-140 | 2 | 30 | |
| 1,1,2,2-Tetrachloroethane | ug/L | ND | 500 | 500 | 501 | 493 | 100 | 99 | 60-140 | 2 | 30 | |
| 1,1,2-Trichloroethane | ug/L | ND | 500 | 500 | 492 | 473 | 98 | 95 | 60-140 | 4 | 30 | |
| 1,1-Dichloroethane | ug/L | ND | 500 | 500 | 524 | 521 | 105 | 104 | 60-140 | 1 | 30 | |
| 1,1-Dichloroethene | ug/L | ND | 500 | 500 | 540 | 531 | 108 | 106 | 60-140 | 2 | 30 | |
| 1,1-Dichloropropene | ug/L | ND | 500 | 500 | 515 | 515 | 103 | 103 | 60-140 | 0 | 30 | |
| 1,2,3-Trichlorobenzene | ug/L | ND | 500 | 500 | 576 | 583 | 115 | 117 | 60-140 | 1 | 30 | |
| 1,2,3-Trichloropropane | ug/L | ND | 500 | 500 | 460 | 457 | 92 | 91 | 60-140 | 1 | 30 | |
| 1,2,4-Trichlorobenzene | ug/L | ND | 500 | 500 | 594 | 594 | 119 | 119 | 60-140 | 0 | 30 | |
| 1,2,4-Trimethylbenzene | ug/L | 2460 | 500 | 500 | 3100 | 3240 | 128 | 156 | 60-140 | 4 | 30 | M1 |
| 1,2-Dibromo-3-chloropropane | ug/L | ND | 500 | 500 | 533 | 525 | 107 | 105 | 60-140 | 2 | 30 | |
| 1,2-Dibromoethane (EDB) | ug/L | ND | 500 | 500 | 529 | 512 | 106 | 102 | 60-140 | 3 | 30 | |
| 1,2-Dichlorobenzene | ug/L | ND | 500 | 500 | 513 | 532 | 103 | 106 | 60-140 | 4 | 30 | |
| 1,2-Dichloroethane | ug/L | ND | 500 | 500 | 485 | 477 | 97 | 95 | 60-140 | 2 | 30 | |
| 1,2-Dichloropropane | ug/L | ND | 500 | 500 | 504 | 513 | 101 | 103 | 60-140 | 2 | 30 | |
| 1,3,5-Trimethylbenzene | ug/L | 118 | 500 | 500 | 678 | 703 | 112 | 117 | 60-140 | 4 | 30 | |
| 1,3-Dichlorobenzene | ug/L | ND | 500 | 500 | 522 | 533 | 104 | 107 | 60-140 | 2 | 30 | |
| 1,3-Dichloropropane | ug/L | ND | 500 | 500 | 499 | 502 | 100 | 100 | 60-140 | 1 | 30 | |
| 1,4-Dichlorobenzene | ug/L | ND | 500 | 500 | 508 | 519 | 102 | 104 | 60-140 | 2 | 30 | |
| 2,2-Dichloropropane | ug/L | ND | 500 | 500 | 420 | 423 | 84 | 85 | 60-140 | 1 | 30 | |
| 2-Chlorotoluene | ug/L | ND | 500 | 500 | 577 | 591 | 115 | 118 | 60-140 | 2 | 30 | |
| 4-Chlorotoluene | ug/L | ND | 500 | 500 | 498 | 507 | 100 | 101 | 60-140 | 2 | 30 | |
| Benzene | ug/L | 3250 | 500 | 500 | 3290 | 3300 | 9 | 10 | 60-140 | 0 | 30 | M1 |
| Bromobenzene | ug/L | ND | 500 | 500 | 526 | 543 | 105 | 109 | 60-140 | 3 | 30 | |
| Bromochloromethane | ug/L | ND | 500 | 500 | 517 | 542 | 103 | 108 | 60-140 | 5 | 30 | |
| Bromodichloromethane | ug/L | ND | 500 | 500 | 508 | 517 | 102 | 103 | 60-140 | 2 | 30 | |
| Bromoform | ug/L | ND | 500 | 500 | 515 | 516 | 103 | 103 | 60-140 | 0 | 30 | |
| Bromomethane | ug/L | ND | 500 | 500 | 415 | 440 | 83 | 88 | 60-140 | 6 | 30 | |
| Carbon tetrachloride | ug/L | ND | 500 | 500 | 537 | 547 | 107 | 109 | 60-140 | 2 | 30 | |
| Chlorobenzene | ug/L | ND | 500 | 500 | 515 | 515 | 103 | 103 | 60-140 | 0 | 30 | |
| Chloroethane | ug/L | ND | 500 | 500 | 500 | 509 | 100 | 102 | 60-140 | 2 | 30 | |
| Chloroform | ug/L | ND | 500 | 500 | 478 | 489 | 96 | 98 | 60-140 | 2 | 30 | |
| Chloromethane | ug/L | ND | 500 | 500 | 547 | 545 | 109 | 109 | 60-140 | 0 | 30 | |
| cis-1,2-Dichloroethene | ug/L | ND | 500 | 500 | 496 | 502 | 99 | 100 | 60-140 | 1 | 30 | |
| cis-1,3-Dichloropropene | ug/L | ND | 500 | 500 | 494 | 490 | 99 | 98 | 60-140 | 1 | 30 | |
| Dibromochloromethane | ug/L | ND | 500 | 500 | 526 | 529 | 105 | 106 | 60-140 | 0 | 30 | |
| Dibromomethane | ug/L | ND | 500 | 500 | 522 | 517 | 104 | 103 | 60-140 | 1 | 30 | |

**Results presented on this page are in the units indicated by the "Units" column except where an alternate unit is presented to the right of the result.**

## REPORT OF LABORATORY ANALYSIS

This report shall not be reproduced, except in full,
without the written consent of Pace Analytical Services, LLC.

**Pace Analytical Services, LLC**
9800 Kincey Ave. Suite 100
Huntersville, NC 28078
(704)875-9092

## QUALITY CONTROL DATA

Project: 2020-LI-2448 Incident
Pace Project No.: 92582058

MATRIX SPIKE & MATRIX SPIKE DUPLICATE: 3514445 3514446

| Parameter | Units | 92581670004 Result | MS Spike Conc. | MSD Spike Conc. | MS Result | MSD Result | MS % Rec | MSD % Rec | % Rec Limits | RPD | Max RPD | Qual |
|---|---|---|---|---|---|---|---|---|---|---|---|---|
| Dichlorodifluoromethane | ug/L | ND | 500 | 500 | 452 | 449 | 90 | 90 | 60-140 | 1 | 30 | |
| Diisopropyl ether | ug/L | 40.1 | 500 | 500 | 514 | 510 | 95 | 94 | 60-140 | 1 | 30 | |
| Ethanol | ug/L | ND | 20000 | 20000 | 20200 | 19600 | 101 | 98 | 60-140 | 3 | 30 | |
| Ethylbenzene | ug/L | 1800 | 500 | 500 | 2210 | 2250 | 82 | 91 | 60-140 | 2 | 30 | |
| Hexachloro-1,3-butadiene | ug/L | ND | 500 | 500 | 563 | 598 | 113 | 120 | 60-140 | 6 | 30 | |
| Isopropylbenzene (Cumene) | ug/L | 117 | 500 | 500 | 668 | 684 | 110 | 113 | 60-140 | 2 | 30 | |
| m&p-Xylene | ug/L | 1030 | 1000 | 1000 | 2060 | 2080 | 103 | 104 | 60-140 | 1 | 30 | |
| Methyl-tert-butyl ether | ug/L | 982 | 500 | 500 | 1370 | 1350 | 77 | 74 | 60-140 | 1 | 30 | |
| Methylene Chloride | ug/L | ND | 500 | 500 | 507 | 496 | 101 | 99 | 60-140 | 2 | 30 | |
| n-Butylbenzene | ug/L | 61.9 | 500 | 500 | 679 | 711 | 123 | 130 | 60-140 | 5 | 30 | |
| n-Propylbenzene | ug/L | 387 | 500 | 500 | 903 | 936 | 103 | 110 | 60-140 | 4 | 30 | |
| Naphthalene | ug/L | 468 | 500 | 500 | 1290 | 1320 | 164 | 170 | 60-140 | 3 | 30 | M1 |
| o-Xylene | ug/L | 31.0 | 500 | 500 | 565 | 568 | 107 | 107 | 60-140 | 1 | 30 | |
| sec-Butylbenzene | ug/L | ND | 500 | 500 | 585 | 603 | 117 | 121 | 60-140 | 3 | 30 | |
| Styrene | ug/L | ND | 500 | 500 | 533 | 556 | 107 | 111 | 60-140 | 4 | 30 | |
| tert-Butylbenzene | ug/L | ND | 500 | 500 | 451 | 466 | 90 | 93 | 60-140 | 3 | 30 | |
| Tetrachloroethene | ug/L | ND | 500 | 500 | 537 | 545 | 107 | 109 | 60-140 | 1 | 30 | |
| Toluene | ug/L | 81.8 | 500 | 500 | 579 | 587 | 99 | 101 | 60-140 | 1 | 30 | |
| trans-1,2-Dichloroethene | ug/L | ND | 500 | 500 | 520 | 520 | 104 | 104 | 60-140 | 0 | 30 | |
| trans-1,3-Dichloropropene | ug/L | ND | 500 | 500 | 478 | 481 | 96 | 96 | 60-140 | 1 | 30 | |
| Trichloroethene | ug/L | ND | 500 | 500 | 509 | 518 | 102 | 104 | 60-140 | 2 | 30 | |
| Trichlorofluoromethane | ug/L | ND | 500 | 500 | 486 | 482 | 97 | 96 | 60-140 | 1 | 30 | |
| Vinyl chloride | ug/L | ND | 500 | 500 | 525 | 533 | 105 | 107 | 60-140 | 1 | 30 | |
| 1,2-Dichloroethane-d4 (S) | % | | | | | | 92 | 91 | 70-130 | | | |
| 4-Bromofluorobenzene (S) | % | | | | | | 101 | 100 | 70-130 | | | |
| Toluene-d8 (S) | % | | | | | | 99 | 99 | 70-130 | | | |

**Results presented on this page are in the units indicated by the "Units" column except where an alternate unit is presented to the right of the result.**

## REPORT OF LABORATORY ANALYSIS

This report shall not be reproduced, except in full,
without the written consent of Pace Analytical Services, LLC.

**Pace Analytical Services, LLC**
9800 Kincey Ave. Suite 100
Huntersville, NC 28078
(704)875-9092

# QUALIFIERS

Project: 2020-LI-2448 Incident
Pace Project No.: 92582058

## DEFINITIONS

DF - Dilution Factor, if reported, represents the factor applied to the reported data due to dilution of the sample aliquot.

ND - Not Detected at or above adjusted reporting limit.

TNTC - Too Numerous To Count

J - Estimated concentration above the adjusted method detection limit and below the adjusted reporting limit.

MDL - Adjusted Method Detection Limit.

PQL - Practical Quantitation Limit.

RL - Reporting Limit - The lowest concentration value that meets project requirements for quantitative data with known precision and bias for a specific analyte in a specific matrix.

S - Surrogate

1,2-Diphenylhydrazine decomposes to and cannot be separated from Azobenzene using Method 8270. The result for each analyte is a combined concentration.

Consistent with EPA guidelines, unrounded data are displayed and have been used to calculate % recovery and RPD values.

LCS(D) - Laboratory Control Sample (Duplicate)

MS(D) - Matrix Spike (Duplicate)

DUP - Sample Duplicate

RPD - Relative Percent Difference

NC - Not Calculable.

SG - Silica Gel - Clean-Up

U - Indicates the compound was analyzed for, but not detected.

Acid preservation may not be appropriate for 2 Chloroethylvinyl ether.

A separate vial preserved to a pH of 4-5 is recommended in SW846 Chapter 4 for the analysis of Acrolein and Acrylonitrile by EPA Method 8260.

N-Nitrosodiphenylamine decomposes and cannot be separated from Diphenylamine using Method 8270. The result reported for each analyte is a combined concentration.

Reported results are not rounded until the final step prior to reporting. Therefore, calculated parameters that are typically reported as "Total" may vary slightly from the sum of the reported component parameters.

Pace Analytical is TNI accredited. Contact your Pace PM for the current list of accredited analytes.

TNI - The NELAC Institute.

## ANALYTE QUALIFIERS

| | |
|---|---|
| M1 | Matrix spike recovery exceeded QC limits. Batch accepted based on laboratory control sample (LCS) recovery. |
| N2 | The lab does not hold NELAC/TNI accreditation for this parameter but other accreditations/certifications may apply. A complete list of accreditations/certifications is available upon request. |



This report shall not be reproduced, except in full,
without the written consent of Pace Analytical Services, LLC.

**Pace Analytical Services, LLC**
9800 Kincey Ave. Suite 100
Huntersville, NC 28078
(704)875-9092

## QUALITY CONTROL DATA CROSS REFERENCE TABLE

Project: 2020-LI-2448 Incident
Pace Project No.: 92582058

| Lab ID | Sample ID | QC Batch Method | QC Batch | Analytical Method | Analytical Batch |
|---|---|---|---|---|---|
| **92582058001** | **13835_AC_RD** | MADEP VPH | 671335 | | |
| **92582058001** | **13835_AC_RD** | EPA 3010A | 671291 | EPA 6010D | 671415 |
| **92582058001** | **13835_AC_RD** | SM 6200B | 671252 | | |



This report shall not be reproduced, except in full,
without the written consent of Pace Analytical Services, LLC.

# CHAIN-OF-CUSTODY Analytical Request Document

Pace Analytical®

Chain-of-Custody is a LEGAL DOCUMENT - Complete all relevent fields

LAB USE ONLY- Affix Wo

WO# : 92582058

92582058

ALL SHAD

Container Preservative Ty

| | |
|---|---|
| Company: Apex Companies | Billing Information: |
| Address: | |
| Report To: Andrew Street | Email To: andrew.street@apexos.com |
| Copy To: | Site Collection Info/Address: 13835 AC RD |
| Customer Project Name/Number: 2020-LI-2448 | State: NC County/City: Huntersville Time Zone Collected: [ ] PT [ ] MT [ ] CT [ ] ET |
| Phone: Email: | Site/Facility ID #: Compliance Monitoring? [ ] Yes [ ] No |
| Collected By (print): Matt T. | Purchase Order #: Quote #: DW PWS ID #: DW Location Code: |
| Collected By (signature): | Turnaround Date Required: ASAP Immediately Packed on Ice: [ ] Yes [ ] No |
| Sample Disposal: [ ] Dispose as appropriate [ ] Return [ ] Archive: [ ] Hold: | Rush: [ ] Same Day [ ] Next Day [ ] 2 Day [ ] 3 Day [ ] 4 Day [ ] 5 Day (Expedite Charges Apply) Field Filtered (if applicable): [ ] Yes [ ] No Analysis: |

** Preservative Types: (1) nitric acid, (2) sulfuric acid, (3) hydrochloric acid, (4) sodium hydroxide, (5) zinc acetate, (6) methanol, (7) sodium bisulfate, (8) sodium thiosulfate, (9) hexane, (A) ascorbic acid, (B) ammonium sulfate, (C) ammonium hydroxide, (D) TSP, (U) Unpreserved, (O) Other _____

* Matrix Codes (Insert in Matrix box below): Drinking Water (DW), Ground Water (GW), Wastewater (WW), Product (P), Soil/Solid (SL), Oil (OL), Wipe (WP), Air (AR), Tissue (TS), Bioassay (B), Vapor (V), Other (OT)

| Customer Sample ID | Matrix * | Comp / Grab | Collected (or Composite Start) Date | Collected (or Composite Start) Time | Composite End Date | Composite End Time | Res Cl | # of Ctns | VOCs 6200B | MADEP VPH | LEAD | Lab Sample # / Comments |
|---|---|---|---|---|---|---|---|---|---|---|---|---|
| 13835_AC_RD | DW | G | 1-11-22 | 1118 | | | | 8 | X | X | X | 92582058 001 |
| | | | | | | | | | | | | |
| | | | | | | | | | | | | |
| | | | | | | | | | | | | |
| | | | | | | | | | | | | |
| | | | | | | | | | | | | |
| | | | | | | | | | | | | |
| | | | | | | | | | | | | |
| | | | | | | | | | | | | |
| | | | | | | | | | | | | |

Analyses

Lab Profile/Line:

Lab Sample Receipt Checklist:

| | |
|---|---|
| Custody Seals Present/Intact | Y N NA |
| Custody Signatures Present | Y N NA |
| Collector Signature Present | Y N NA |
| Bottles Intact | Y N NA |
| Correct Bottles | Y N NA |
| Sufficient Volume | Y N NA |
| Samples Received on Ice | Y N NA |
| VOA - Headspace Acceptable | Y N NA |
| USDA Regulated Soils | Y N NA |
| Samples in Holding Time | Y N NA |
| Residual Chlorine Present | Y N NA |
| Cl Strips: | |
| Sample pH Acceptable | Y N NA |
| pH Strips: 223812AN | |
| Sulfide Present | Y N NA |
| Lead Acetate Strips: | |

LAB USE ONLY:

Customer Remarks / Special Conditions / Possible Hazards:

Type of Ice Used: Wet Blue Dry None

Packing Material Used: BB

Radchem sample(s) screened (<500 cpm): Y N NA

SHORT HOLDS PRESENT (<72 hours): Y N N/A

Lab Tracking #: 2601718

Samples received via: FEDEX UPS Client Courier Pace Courier

Lab Sample Temperature Info:

Temp Blank Received: Y N NA

Therm ID#: 92102U

Cooler 1 Temp Upon Receipt: 0.1 oC

Cooler 1 Therm Corr. Factor: 0 oC

Cooler 1 Corrected Temp: 0.1 oC

Comments:

| Relinquished by/Company: (Signature) | Date/Time: | Received by/Company: (Signature) | Date/Time: |
|---|---|---|---|
| Rex/Apex | 1-11-22/1240 | KH Pace HVL | 1/11/22 1240 |
| Relinquished by/Company: (Signature) | Date/Time: | Received by/Company: (Signature) | Date/Time: |
| Relinquished by/Company: (Signature) | Date/Time: | Received by/Company: (Signature) | Date/Time: |

MTJL LAB USE ONLY

Table #:

Acctnum:

Template:

Prelogin:

PM:

PB:

Trip Blank Received: Y N NA

HCL MeOH TSP Other

Non Conformance(s): YES / NO

Page: _____ of: _____

***Check mark top half of box if pH and/or dechlorination is verified and within the acceptance range for preservation samples.**

Exceptions: VOA, Coliform, TOC, Oil and Grease, DRO/8015 (water) DOC, LLHg

****Bottom half of box is to list number of bottles**

Project # WO# : 92582058

PM: AMB Due Date: 01/18/22

CLIENT: 92-APEX MOOR

| Item# | BP4U-125 mL Plastic Unpreserved (N/A) (Cl-) | BP3U-250 mL Plastic Unpreserved (N/A) | BP2U-500 mL Plastic Unpreserved (N/A) | BP1U-1 liter Plastic Unpreserved (N/A) | BP4S-125 mL Plastic H2SO4 (pH < 2) (Cl-) | BP3N-250 mL plastic HNO3 (pH < 2) | BP4Z-125 mL Plastic ZN Acetate & NaOH (>9) | BP4B-125 mL Plastic NaOH (pH > 12) (Cl-) | WGFU-Wide-mouthed Glass jar Unpreserved | AG1U-1 liter Amber Unpreserved (N/A) (Cl-) | AG1H-1 liter Amber HCl (pH < 2) | AG3U-250 mL Amber Unpreserved (N/A) (Cl-) | AG1S-1 liter Amber H2SO4 (pH < 2) | AG3S-250 mL Amber H2SO4 (pH < 2) | AG3A(DG3A)-250 mL Amber NH4Cl (N/A)(Cl-) | DG9H-40 mL VOA HCl (N/A) | VG9T-40 mL VOA Na2S2O3 (N/A) | VG9U-40 mL VOA Unpreserved (N/A) | DG9P-40 mL VOA H3PO4 (N/A) | VOAK (3 vials per kit)-5035 kit (N/A) | V/GK(3 vials per kit)-VPH/Gas kit (N/A) | SP5T-125 mL Sterile Plastic (N/A – lab) | SP2T-250 mL Sterile Plastic (N/A – lab) | | BP3A-250 mL Plastic (NH2)2SO4 (9.3-9.7) | AG0U-100 mL Amber Unpreserved vials (N/A) | VSGU-20 mL Scintillation vials (N/A) | DG9U-40 mL Amber Unpreserved vials (N/A) |
|---|---|---|---|---|---|---|---|---|---|---|---|---|---|---|---|---|---|---|---|---|---|---|---|---|---|---|---|---|---|
| 1 | | | | | | ✓ | | | | | | | | | | 7 | | | | | | | | | | | | | |
| 2 | | | | | | | | | | | | | | | | | | | | | | | | | | | | | |
| 3 | | | | | | | | | | | | | | | | | | | | | | | | | | | | | |
| 4 | | | | | | | | | | | | | | | | | | | | | | | | | | | | | |
| 5 | | | | | | | | | | | | | | | | | | | | | | | | | | | | | |
| 6 | | | | | | | | | | | | | | | | | | | | | | | | | | | | | |
| 7 | | | | | | | | | | | | | | | | | | | | | | | | | | | | | |
| 8 | | | | | | | | | | | | | | | | | | | | | | | | | | | | | |
| 9 | | | | | | | | | | | | | | | | | | | | | | | | | | | | | |
| 10 | | | | | | | | | | | | | | | | | | | | | | | | | | | | | |
| 11 | | | | | | | | | | | | | | | | | | | | | | | | | | | | | |
| 12 | | | | | | | | | | | | | | | | | | | | | | | | | | | | | |

## pH Adjustment Log for Preserved Samples

| Sample ID | Type of Preservative | pH upon receipt | Date preservation adjusted | Time preservation adjusted | Amount of Preservative added | Lot # |
|---|---|---|---|---|---|---|
| | | | | | | |
| | | | | | | |
| | | | | | | |

Note: Whenever there is a discrepancy affecting North Carolina compliance samples, a copy of this form will be sent to the North Carolina DEHNR Certification Office (I.e. Out of hold, incorrect preservative, out of temp, incorrect containers.

**Pace Analytical Services, LLC**
9800 Kincey Ave. Suite 100
Huntersville, NC 28078
(704)875-9092

January 17, 2022

Andrew Street
Apex Companies - NC
5900 Northwoods Business Pkwy
Suite 5900-0
Charlotte, NC 28269

RE: Project: 2020-LI-2448 Incident
Pace Project No.: 92582060

Dear Andrew Street:

Enclosed are the analytical results for sample(s) received by the laboratory on January 11, 2022. The results relate only to the samples included in this report. Results reported herein conform to the applicable TNI/NELAC Standards and the laboratory's Quality Manual, where applicable, unless otherwise noted in the body of the report.

The test results provided in this final report were generated by each of the following laboratories within the Pace Network:

- Pace Analytical Services - Asheville
- Pace Analytical Services - Charlotte

If you have any questions concerning this report, please feel free to contact me.

Sincerely,

Angela M. Baioni

Angela Baioni
angela.baioni@pacelabs.com
(704)875-9092
Project Manager

Enclosures

cc: J Culbreath, Colonial Pipeline Company
Naomi Fretz, APEX Companies, LLC
Robert Hughes, Colonial Pipeline
Cameron Lee, Montrose-EPS
Jamie Moran, APEX Companies, LLC
Jeff Morrison, Colonial Pipeline Company
Tom Naumann, APEX Companies - NC
Joe Nicolette, Montrose-EPS
Kaitlyn Nootens, Apex Companies
Christopher Schultz, Apex Companies
Matt Teixeira, Apex Companies, LLC
Michael Verdon, Colonial Pipeline Company
JM Wyatt, Colonial Pipeline Company

**REPORT OF LABORATORY ANALYSIS**

This report shall not be reproduced, except in full,
without the written consent of Pace Analytical Services, LLC.

**Pace Analytical Services, LLC**
9800 Kincey Ave.  Suite 100
Huntersville, NC 28078
(704)875-9092

## CERTIFICATIONS

Project: 2020-LI-2448 Incident
Pace Project No.: 92582060

**Pace Analytical Services Charlotte**

South Carolina Laboratory ID: 99006
9800 Kincey Ave. Ste 100, Huntersville, NC 28078
North Carolina Drinking Water Certification #: 37706
North Carolina Field Services Certification #: 5342
North Carolina Wastewater Certification #: 12
South Carolina Laboratory ID: 99006
South Carolina Certification #: 99006001
South Carolina Drinking Water Cert. #: 99006003
Florida/NELAP Certification #: E87627
Kentucky UST Certification #: 84
Louisiana DoH Drinking Water #: LA029
Virginia/VELAP Certification #: 460221

**Pace Analytical Services Asheville**

2225 Riverside Drive, Asheville, NC  28804
Florida/NELAP Certification #: E87648
North Carolina Drinking Water Certification #: 37712
North Carolina Wastewater Certification #: 40
South Carolina Laboratory ID: 99030
South Carolina Certification #: 99030001
Virginia/VELAP Certification #: 460222



This report shall not be reproduced, except in full,
without the written consent of Pace Analytical Services, LLC.

**Pace Analytical Services, LLC**
9800 Kincey Ave. Suite 100
Huntersville, NC 28078
(704)875-9092

## SAMPLE SUMMARY

Project: 2020-LI-2448 Incident
Pace Project No.: 92582060

| Lab ID | Sample ID | Matrix | Date Collected | Date Received |
|---|---|---|---|---|
| **92582060001** | **DUP-1** | Water | 01/11/22 00:00 | 01/11/22 12:40 |
| **92582060002** | **FB-1** | Water | 01/11/22 00:00 | 01/11/22 12:40 |
| **92582060003** | **TRIP BLANK** | Water | 01/11/22 00:00 | 01/11/22 12:40 |



This report shall not be reproduced, except in full,
without the written consent of Pace Analytical Services, LLC.

**Pace Analytical Services, LLC**
9800 Kincey Ave. Suite 100
Huntersville, NC 28078
(704)875-9092

## SAMPLE ANALYTE COUNT

Project: 2020-LI-2448 Incident
Pace Project No.: 92582060

| Lab ID | Sample ID | Method | Analysts | Analytes Reported | Laboratory |
|---|---|---|---|---|---|
| **92582060001** | **DUP-1** | MADEP VPH | MAD | 6 | PASI-C |
| | | EPA 6010D | CBV | 1 | PASI-A |
| | | SM 6200B | CL | 64 | PASI-C |
| **92582060002** | **FB-1** | MADEP VPH | MAD | 6 | PASI-C |
| | | EPA 6010D | CBV | 1 | PASI-A |
| | | SM 6200B | SAS | 64 | PASI-C |
| **92582060003** | **TRIP BLANK** | SM 6200B | SAS | 64 | PASI-C |

PASI-A = Pace Analytical Services - Asheville
PASI-C = Pace Analytical Services - Charlotte



This report shall not be reproduced, except in full,
without the written consent of Pace Analytical Services, LLC.

**Pace Analytical Services, LLC**
9800 Kincey Ave. Suite 100
Huntersville, NC 28078
(704)875-9092

## ANALYTICAL RESULTS

Project: 2020-LI-2448 Incident
Pace Project No.: 92582060

**Sample: DUP-1** **Lab ID: 92582060001** Collected: 01/11/22 00:00 Received: 01/11/22 12:40 Matrix: Water

| Parameters | Results | Units | Report Limit | MDL | DF | Prepared | Analyzed | CAS No. | Qual |
|---|---|---|---|---|---|---|---|---|---|
| **VPH NC Water** | Analytical Method: MADEP VPH<br>Pace Analytical Services - Charlotte | | | | | | | | |
| Total VPH (C5-C12) | ND | ug/L | 50.0 | 50.0 | 1 | | 01/12/22 17:31 | | N2 |
| Aliphatic (C05-C08) | ND | ug/L | 50.0 | 50.0 | 1 | | 01/12/22 17:31 | | N2 |
| Aliphatic(C09-C12) Adjusted | ND | ug/L | 50.0 | 50.0 | 1 | | 01/12/22 17:31 | | N2 |
| Aromatic (C09-C10) | ND | ug/L | 50.0 | 50.0 | 1 | | 01/12/22 17:31 | | N2 |
| ***Surrogates*** | | | | | | | | | |
| 4-Bromofluorobenzene (FID) (S) | 101 | % | 70-130 | | 1 | | 01/12/22 17:31 | 460-00-4 | |
| 4-Bromofluorobenzene (PID) (S) | 79 | % | 70-130 | | 1 | | 01/12/22 17:31 | 460-00-4 | |
| **6010 MET ICP** | Analytical Method: EPA 6010D Preparation Method: EPA 3010A<br>Pace Analytical Services - Asheville | | | | | | | | |
| Lead | ND | ug/L | 5.0 | 4.5 | 1 | 01/12/22 16:17 | 01/13/22 18:15 | 7439-92-1 | |
| **6200B MSV** | Analytical Method: SM 6200B<br>Pace Analytical Services - Charlotte | | | | | | | | |
| Benzene | ND | ug/L | 0.50 | 0.34 | 1 | | 01/12/22 16:12 | 71-43-2 | |
| Bromobenzene | ND | ug/L | 0.50 | 0.29 | 1 | | 01/12/22 16:12 | 108-86-1 | |
| Bromochloromethane | ND | ug/L | 0.50 | 0.47 | 1 | | 01/12/22 16:12 | 74-97-5 | |
| Bromodichloromethane | ND | ug/L | 0.50 | 0.31 | 1 | | 01/12/22 16:12 | 75-27-4 | |
| Bromoform | ND | ug/L | 0.50 | 0.34 | 1 | | 01/12/22 16:12 | 75-25-2 | |
| Bromomethane | ND | ug/L | 5.0 | 1.7 | 1 | | 01/12/22 16:12 | 74-83-9 | |
| n-Butylbenzene | ND | ug/L | 0.50 | 0.49 | 1 | | 01/12/22 16:12 | 104-51-8 | |
| sec-Butylbenzene | ND | ug/L | 0.50 | 0.40 | 1 | | 01/12/22 16:12 | 135-98-8 | |
| tert-Butylbenzene | ND | ug/L | 0.50 | 0.32 | 1 | | 01/12/22 16:12 | 98-06-6 | |
| Carbon tetrachloride | ND | ug/L | 0.50 | 0.33 | 1 | | 01/12/22 16:12 | 56-23-5 | |
| Chlorobenzene | ND | ug/L | 0.50 | 0.28 | 1 | | 01/12/22 16:12 | 108-90-7 | |
| Chloroethane | ND | ug/L | 1.0 | 0.65 | 1 | | 01/12/22 16:12 | 75-00-3 | |
| Chloroform | ND | ug/L | 0.50 | 0.35 | 1 | | 01/12/22 16:12 | 67-66-3 | |
| Chloromethane | ND | ug/L | 1.0 | 0.54 | 1 | | 01/12/22 16:12 | 74-87-3 | |
| 2-Chlorotoluene | ND | ug/L | 0.50 | 0.32 | 1 | | 01/12/22 16:12 | 95-49-8 | |
| 4-Chlorotoluene | ND | ug/L | 0.50 | 0.32 | 1 | | 01/12/22 16:12 | 106-43-4 | |
| 1,2-Dibromo-3-chloropropane | ND | ug/L | 1.0 | 0.34 | 1 | | 01/12/22 16:12 | 96-12-8 | |
| Dibromochloromethane | ND | ug/L | 0.50 | 0.36 | 1 | | 01/12/22 16:12 | 124-48-1 | |
| 1,2-Dibromoethane (EDB) | ND | ug/L | 0.50 | 0.27 | 1 | | 01/12/22 16:12 | 106-93-4 | |
| Dibromomethane | ND | ug/L | 0.50 | 0.39 | 1 | | 01/12/22 16:12 | 74-95-3 | |
| 1,2-Dichlorobenzene | ND | ug/L | 0.50 | 0.34 | 1 | | 01/12/22 16:12 | 95-50-1 | |
| 1,3-Dichlorobenzene | ND | ug/L | 0.50 | 0.34 | 1 | | 01/12/22 16:12 | 541-73-1 | |
| 1,4-Dichlorobenzene | ND | ug/L | 0.50 | 0.33 | 1 | | 01/12/22 16:12 | 106-46-7 | |
| Dichlorodifluoromethane | ND | ug/L | 0.50 | 0.35 | 1 | | 01/12/22 16:12 | 75-71-8 | |
| 1,1-Dichloroethane | ND | ug/L | 0.50 | 0.37 | 1 | | 01/12/22 16:12 | 75-34-3 | |
| 1,2-Dichloroethane | ND | ug/L | 0.50 | 0.32 | 1 | | 01/12/22 16:12 | 107-06-2 | |
| 1,1-Dichloroethene | ND | ug/L | 0.50 | 0.35 | 1 | | 01/12/22 16:12 | 75-35-4 | |
| cis-1,2-Dichloroethene | ND | ug/L | 0.50 | 0.38 | 1 | | 01/12/22 16:12 | 156-59-2 | |
| trans-1,2-Dichloroethene | ND | ug/L | 0.50 | 0.40 | 1 | | 01/12/22 16:12 | 156-60-5 | |
| 1,2-Dichloropropane | ND | ug/L | 0.50 | 0.36 | 1 | | 01/12/22 16:12 | 78-87-5 | |
| 1,3-Dichloropropane | ND | ug/L | 0.50 | 0.28 | 1 | | 01/12/22 16:12 | 142-28-9 | |

## REPORT OF LABORATORY ANALYSIS

This report shall not be reproduced, except in full,
without the written consent of Pace Analytical Services, LLC.

**Pace Analytical Services, LLC**
9800 Kincey Ave. Suite 100
Huntersville, NC 28078
(704)875-9092

## ANALYTICAL RESULTS

Project: 2020-LI-2448 Incident
Pace Project No.: 92582060

**Sample: DUP-1** **Lab ID: 92582060001** Collected: 01/11/22 00:00 Received: 01/11/22 12:40 Matrix: Water

| Parameters | Results | Units | Report Limit | MDL | DF | Prepared | Analyzed | CAS No. | Qual |
|---|---|---|---|---|---|---|---|---|---|
| **6200B MSV** | Analytical Method: SM 6200B<br>Pace Analytical Services - Charlotte | | | | | | | | |
| 2,2-Dichloropropane | ND | ug/L | 0.50 | 0.39 | 1 | | 01/12/22 16:12 | 594-20-7 | |
| 1,1-Dichloropropene | ND | ug/L | 0.50 | 0.43 | 1 | | 01/12/22 16:12 | 563-58-6 | |
| cis-1,3-Dichloropropene | ND | ug/L | 0.50 | 0.36 | 1 | | 01/12/22 16:12 | 10061-01-5 | |
| trans-1,3-Dichloropropene | ND | ug/L | 0.50 | 0.36 | 1 | | 01/12/22 16:12 | 10061-02-6 | |
| Diisopropyl ether | ND | ug/L | 0.50 | 0.31 | 1 | | 01/12/22 16:12 | 108-20-3 | |
| Ethanol | ND | ug/L | 200 | 72.2 | 1 | | 01/12/22 16:12 | 64-17-5 | |
| Ethylbenzene | ND | ug/L | 0.50 | 0.30 | 1 | | 01/12/22 16:12 | 100-41-4 | |
| Hexachloro-1,3-butadiene | ND | ug/L | 2.0 | 1.5 | 1 | | 01/12/22 16:12 | 87-68-3 | |
| Isopropylbenzene (Cumene) | ND | ug/L | 0.50 | 0.33 | 1 | | 01/12/22 16:12 | 98-82-8 | |
| Methylene Chloride | ND | ug/L | 2.0 | 2.0 | 1 | | 01/12/22 16:12 | 75-09-2 | |
| Methyl-tert-butyl ether | ND | ug/L | 0.50 | 0.42 | 1 | | 01/12/22 16:12 | 1634-04-4 | |
| Naphthalene | ND | ug/L | 2.0 | 0.64 | 1 | | 01/12/22 16:12 | 91-20-3 | |
| n-Propylbenzene | ND | ug/L | 0.50 | 0.34 | 1 | | 01/12/22 16:12 | 103-65-1 | |
| Styrene | ND | ug/L | 0.50 | 0.29 | 1 | | 01/12/22 16:12 | 100-42-5 | |
| 1,1,1,2-Tetrachloroethane | ND | ug/L | 0.50 | 0.31 | 1 | | 01/12/22 16:12 | 630-20-6 | |
| 1,1,2,2-Tetrachloroethane | ND | ug/L | 0.50 | 0.22 | 1 | | 01/12/22 16:12 | 79-34-5 | |
| Tetrachloroethene | ND | ug/L | 0.50 | 0.29 | 1 | | 01/12/22 16:12 | 127-18-4 | |
| Toluene | ND | ug/L | 0.50 | 0.48 | 1 | | 01/12/22 16:12 | 108-88-3 | |
| 1,2,3-Trichlorobenzene | ND | ug/L | 2.0 | 0.81 | 1 | | 01/12/22 16:12 | 87-61-6 | |
| 1,2,4-Trichlorobenzene | ND | ug/L | 2.0 | 0.64 | 1 | | 01/12/22 16:12 | 120-82-1 | |
| 1,1,1-Trichloroethane | ND | ug/L | 0.50 | 0.33 | 1 | | 01/12/22 16:12 | 71-55-6 | |
| 1,1,2-Trichloroethane | ND | ug/L | 0.50 | 0.32 | 1 | | 01/12/22 16:12 | 79-00-5 | |
| Trichloroethene | ND | ug/L | 0.50 | 0.38 | 1 | | 01/12/22 16:12 | 79-01-6 | |
| Trichlorofluoromethane | ND | ug/L | 1.0 | 0.30 | 1 | | 01/12/22 16:12 | 75-69-4 | |
| 1,2,3-Trichloropropane | ND | ug/L | 0.50 | 0.26 | 1 | | 01/12/22 16:12 | 96-18-4 | |
| 1,2,4-Trimethylbenzene | ND | ug/L | 0.50 | 0.50 | 1 | | 01/12/22 16:12 | 95-63-6 | |
| 1,3,5-Trimethylbenzene | ND | ug/L | 0.50 | 0.33 | 1 | | 01/12/22 16:12 | 108-67-8 | |
| Vinyl chloride | ND | ug/L | 1.0 | 0.39 | 1 | | 01/12/22 16:12 | 75-01-4 | |
| m&p-Xylene | ND | ug/L | 1.0 | 0.71 | 1 | | 01/12/22 16:12 | 179601-23-1 | |
| o-Xylene | ND | ug/L | 0.50 | 0.34 | 1 | | 01/12/22 16:12 | 95-47-6 | |
| ***Surrogates*** | | | | | | | | | |
| 1,2-Dichloroethane-d4 (S) | 90 | % | 70-130 | | 1 | | 01/12/22 16:12 | 17060-07-0 | |
| 4-Bromofluorobenzene (S) | 95 | % | 70-130 | | 1 | | 01/12/22 16:12 | 460-00-4 | |
| Toluene-d8 (S) | 102 | % | 70-130 | | 1 | | 01/12/22 16:12 | 2037-26-5 | |

## REPORT OF LABORATORY ANALYSIS

This report shall not be reproduced, except in full,
without the written consent of Pace Analytical Services, LLC.

**Pace Analytical Services, LLC**
9800 Kincey Ave. Suite 100
Huntersville, NC 28078
(704)875-9092

## ANALYTICAL RESULTS

Project: 2020-LI-2448 Incident
Pace Project No.: 92582060

**Sample: FB-1** **Lab ID: 92582060002** Collected: 01/11/22 00:00 Received: 01/11/22 12:40 Matrix: Water

| Parameters | Results | Units | Report Limit | MDL | DF | Prepared | Analyzed | CAS No. | Qual |
|---|---|---|---|---|---|---|---|---|---|
| **VPH NC Water** | Analytical Method: MADEP VPH<br>Pace Analytical Services - Charlotte | | | | | | | | |
| Total VPH (C5-C12) | ND | ug/L | 50.0 | 50.0 | 1 | | 01/12/22 17:59 | | N2 |
| Aliphatic (C05-C08) | ND | ug/L | 50.0 | 50.0 | 1 | | 01/12/22 17:59 | | N2 |
| Aliphatic(C09-C12) Adjusted | ND | ug/L | 50.0 | 50.0 | 1 | | 01/12/22 17:59 | | N2 |
| Aromatic (C09-C10) | ND | ug/L | 50.0 | 50.0 | 1 | | 01/12/22 17:59 | | N2 |
| ***Surrogates*** | | | | | | | | | |
| 4-Bromofluorobenzene (FID) (S) | 101 | % | 70-130 | | 1 | | 01/12/22 17:59 | 460-00-4 | |
| 4-Bromofluorobenzene (PID) (S) | 79 | % | 70-130 | | 1 | | 01/12/22 17:59 | 460-00-4 | |
| **6010 MET ICP** | Analytical Method: EPA 6010D Preparation Method: EPA 3010A<br>Pace Analytical Services - Asheville | | | | | | | | |
| Lead | ND | ug/L | 5.0 | 4.5 | 1 | 01/12/22 16:17 | 01/13/22 18:19 | 7439-92-1 | |
| **6200B MSV** | Analytical Method: SM 6200B<br>Pace Analytical Services - Charlotte | | | | | | | | |
| Benzene | ND | ug/L | 0.50 | 0.34 | 1 | | 01/12/22 13:30 | 71-43-2 | |
| Bromobenzene | ND | ug/L | 0.50 | 0.29 | 1 | | 01/12/22 13:30 | 108-86-1 | |
| Bromochloromethane | ND | ug/L | 0.50 | 0.47 | 1 | | 01/12/22 13:30 | 74-97-5 | |
| Bromodichloromethane | ND | ug/L | 0.50 | 0.31 | 1 | | 01/12/22 13:30 | 75-27-4 | |
| Bromoform | ND | ug/L | 0.50 | 0.34 | 1 | | 01/12/22 13:30 | 75-25-2 | |
| Bromomethane | ND | ug/L | 5.0 | 1.7 | 1 | | 01/12/22 13:30 | 74-83-9 | |
| n-Butylbenzene | ND | ug/L | 0.50 | 0.49 | 1 | | 01/12/22 13:30 | 104-51-8 | |
| sec-Butylbenzene | ND | ug/L | 0.50 | 0.40 | 1 | | 01/12/22 13:30 | 135-98-8 | |
| tert-Butylbenzene | ND | ug/L | 0.50 | 0.32 | 1 | | 01/12/22 13:30 | 98-06-6 | |
| Carbon tetrachloride | ND | ug/L | 0.50 | 0.33 | 1 | | 01/12/22 13:30 | 56-23-5 | |
| Chlorobenzene | ND | ug/L | 0.50 | 0.28 | 1 | | 01/12/22 13:30 | 108-90-7 | |
| Chloroethane | ND | ug/L | 1.0 | 0.65 | 1 | | 01/12/22 13:30 | 75-00-3 | |
| Chloroform | ND | ug/L | 0.50 | 0.35 | 1 | | 01/12/22 13:30 | 67-66-3 | |
| Chloromethane | ND | ug/L | 1.0 | 0.54 | 1 | | 01/12/22 13:30 | 74-87-3 | |
| 2-Chlorotoluene | ND | ug/L | 0.50 | 0.32 | 1 | | 01/12/22 13:30 | 95-49-8 | |
| 4-Chlorotoluene | ND | ug/L | 0.50 | 0.32 | 1 | | 01/12/22 13:30 | 106-43-4 | |
| 1,2-Dibromo-3-chloropropane | ND | ug/L | 1.0 | 0.34 | 1 | | 01/12/22 13:30 | 96-12-8 | |
| Dibromochloromethane | ND | ug/L | 0.50 | 0.36 | 1 | | 01/12/22 13:30 | 124-48-1 | |
| 1,2-Dibromoethane (EDB) | ND | ug/L | 0.50 | 0.27 | 1 | | 01/12/22 13:30 | 106-93-4 | |
| Dibromomethane | ND | ug/L | 0.50 | 0.39 | 1 | | 01/12/22 13:30 | 74-95-3 | |
| 1,2-Dichlorobenzene | ND | ug/L | 0.50 | 0.34 | 1 | | 01/12/22 13:30 | 95-50-1 | |
| 1,3-Dichlorobenzene | ND | ug/L | 0.50 | 0.34 | 1 | | 01/12/22 13:30 | 541-73-1 | |
| 1,4-Dichlorobenzene | ND | ug/L | 0.50 | 0.33 | 1 | | 01/12/22 13:30 | 106-46-7 | |
| Dichlorodifluoromethane | ND | ug/L | 0.50 | 0.35 | 1 | | 01/12/22 13:30 | 75-71-8 | |
| 1,1-Dichloroethane | ND | ug/L | 0.50 | 0.37 | 1 | | 01/12/22 13:30 | 75-34-3 | |
| 1,2-Dichloroethane | ND | ug/L | 0.50 | 0.32 | 1 | | 01/12/22 13:30 | 107-06-2 | |
| 1,1-Dichloroethene | ND | ug/L | 0.50 | 0.35 | 1 | | 01/12/22 13:30 | 75-35-4 | |
| cis-1,2-Dichloroethene | ND | ug/L | 0.50 | 0.38 | 1 | | 01/12/22 13:30 | 156-59-2 | |
| trans-1,2-Dichloroethene | ND | ug/L | 0.50 | 0.40 | 1 | | 01/12/22 13:30 | 156-60-5 | |
| 1,2-Dichloropropane | ND | ug/L | 0.50 | 0.36 | 1 | | 01/12/22 13:30 | 78-87-5 | |
| 1,3-Dichloropropane | ND | ug/L | 0.50 | 0.28 | 1 | | 01/12/22 13:30 | 142-28-9 | |

## REPORT OF LABORATORY ANALYSIS

This report shall not be reproduced, except in full,
without the written consent of Pace Analytical Services, LLC.

**Pace Analytical Services, LLC**
9800 Kincey Ave. Suite 100
Huntersville, NC 28078
(704)875-9092

## ANALYTICAL RESULTS

Project: 2020-LI-2448 Incident
Pace Project No.: 92582060

**Sample: FB-1** **Lab ID: 92582060002** Collected: 01/11/22 00:00 Received: 01/11/22 12:40 Matrix: Water

| Parameters | Results | Units | Report Limit | MDL | DF | Prepared | Analyzed | CAS No. | Qual |
|---|---|---|---|---|---|---|---|---|---|
| **6200B MSV** | Analytical Method: SM 6200B<br>Pace Analytical Services - Charlotte | | | | | | | | |
| 2,2-Dichloropropane | ND | ug/L | 0.50 | 0.39 | 1 | | 01/12/22 13:30 | 594-20-7 | |
| 1,1-Dichloropropene | ND | ug/L | 0.50 | 0.43 | 1 | | 01/12/22 13:30 | 563-58-6 | |
| cis-1,3-Dichloropropene | ND | ug/L | 0.50 | 0.36 | 1 | | 01/12/22 13:30 | 10061-01-5 | |
| trans-1,3-Dichloropropene | ND | ug/L | 0.50 | 0.36 | 1 | | 01/12/22 13:30 | 10061-02-6 | |
| Diisopropyl ether | ND | ug/L | 0.50 | 0.31 | 1 | | 01/12/22 13:30 | 108-20-3 | |
| Ethanol | ND | ug/L | 200 | 72.2 | 1 | | 01/12/22 13:30 | 64-17-5 | |
| Ethylbenzene | ND | ug/L | 0.50 | 0.30 | 1 | | 01/12/22 13:30 | 100-41-4 | |
| Hexachloro-1,3-butadiene | ND | ug/L | 2.0 | 1.5 | 1 | | 01/12/22 13:30 | 87-68-3 | |
| Isopropylbenzene (Cumene) | ND | ug/L | 0.50 | 0.33 | 1 | | 01/12/22 13:30 | 98-82-8 | |
| Methylene Chloride | ND | ug/L | 2.0 | 2.0 | 1 | | 01/12/22 13:30 | 75-09-2 | |
| Methyl-tert-butyl ether | ND | ug/L | 0.50 | 0.42 | 1 | | 01/12/22 13:30 | 1634-04-4 | |
| Naphthalene | ND | ug/L | 2.0 | 0.64 | 1 | | 01/12/22 13:30 | 91-20-3 | |
| n-Propylbenzene | ND | ug/L | 0.50 | 0.34 | 1 | | 01/12/22 13:30 | 103-65-1 | |
| Styrene | ND | ug/L | 0.50 | 0.29 | 1 | | 01/12/22 13:30 | 100-42-5 | |
| 1,1,1,2-Tetrachloroethane | ND | ug/L | 0.50 | 0.31 | 1 | | 01/12/22 13:30 | 630-20-6 | |
| 1,1,2,2-Tetrachloroethane | ND | ug/L | 0.50 | 0.22 | 1 | | 01/12/22 13:30 | 79-34-5 | |
| Tetrachloroethene | ND | ug/L | 0.50 | 0.29 | 1 | | 01/12/22 13:30 | 127-18-4 | |
| Toluene | ND | ug/L | 0.50 | 0.48 | 1 | | 01/12/22 13:30 | 108-88-3 | |
| 1,2,3-Trichlorobenzene | ND | ug/L | 2.0 | 0.81 | 1 | | 01/12/22 13:30 | 87-61-6 | |
| 1,2,4-Trichlorobenzene | ND | ug/L | 2.0 | 0.64 | 1 | | 01/12/22 13:30 | 120-82-1 | |
| 1,1,1-Trichloroethane | ND | ug/L | 0.50 | 0.33 | 1 | | 01/12/22 13:30 | 71-55-6 | |
| 1,1,2-Trichloroethane | ND | ug/L | 0.50 | 0.32 | 1 | | 01/12/22 13:30 | 79-00-5 | |
| Trichloroethene | ND | ug/L | 0.50 | 0.38 | 1 | | 01/12/22 13:30 | 79-01-6 | |
| Trichlorofluoromethane | ND | ug/L | 1.0 | 0.30 | 1 | | 01/12/22 13:30 | 75-69-4 | |
| 1,2,3-Trichloropropane | ND | ug/L | 0.50 | 0.26 | 1 | | 01/12/22 13:30 | 96-18-4 | |
| 1,2,4-Trimethylbenzene | ND | ug/L | 0.50 | 0.50 | 1 | | 01/12/22 13:30 | 95-63-6 | |
| 1,3,5-Trimethylbenzene | ND | ug/L | 0.50 | 0.33 | 1 | | 01/12/22 13:30 | 108-67-8 | |
| Vinyl chloride | ND | ug/L | 1.0 | 0.39 | 1 | | 01/12/22 13:30 | 75-01-4 | |
| m&p-Xylene | ND | ug/L | 1.0 | 0.71 | 1 | | 01/12/22 13:30 | 179601-23-1 | |
| o-Xylene | ND | ug/L | 0.50 | 0.34 | 1 | | 01/12/22 13:30 | 95-47-6 | |
| ***Surrogates*** | | | | | | | | | |
| 1,2-Dichloroethane-d4 (S) | 86 | % | 70-130 | | 1 | | 01/12/22 13:30 | 17060-07-0 | |
| 4-Bromofluorobenzene (S) | 95 | % | 70-130 | | 1 | | 01/12/22 13:30 | 460-00-4 | |
| Toluene-d8 (S) | 102 | % | 70-130 | | 1 | | 01/12/22 13:30 | 2037-26-5 | |

## REPORT OF LABORATORY ANALYSIS

This report shall not be reproduced, except in full,
without the written consent of Pace Analytical Services, LLC.

Pace Analytical Services, LLC
9800 Kincey Ave. Suite 100
Huntersville, NC 28078
(704)875-9092

## ANALYTICAL RESULTS

Project: 2020-LI-2448 Incident
Pace Project No.: 92582060

**Sample: TRIP BLANK** **Lab ID: 92582060003** Collected: 01/11/22 00:00 Received: 01/11/22 12:40 Matrix: Water

| Parameters | Results | Units | Report Limit | MDL | DF | Prepared | Analyzed | CAS No. | Qual |
|---|---|---|---|---|---|---|---|---|---|
| **6200B MSV** | Analytical Method: SM 6200B<br>Pace Analytical Services - Charlotte | | | | | | | | |
| Benzene | ND | ug/L | 0.50 | 0.34 | 1 | | 01/12/22 13:48 | 71-43-2 | |
| Bromobenzene | ND | ug/L | 0.50 | 0.29 | 1 | | 01/12/22 13:48 | 108-86-1 | |
| Bromochloromethane | ND | ug/L | 0.50 | 0.47 | 1 | | 01/12/22 13:48 | 74-97-5 | |
| Bromodichloromethane | ND | ug/L | 0.50 | 0.31 | 1 | | 01/12/22 13:48 | 75-27-4 | |
| Bromoform | ND | ug/L | 0.50 | 0.34 | 1 | | 01/12/22 13:48 | 75-25-2 | |
| Bromomethane | ND | ug/L | 5.0 | 1.7 | 1 | | 01/12/22 13:48 | 74-83-9 | |
| n-Butylbenzene | ND | ug/L | 0.50 | 0.49 | 1 | | 01/12/22 13:48 | 104-51-8 | |
| sec-Butylbenzene | ND | ug/L | 0.50 | 0.40 | 1 | | 01/12/22 13:48 | 135-98-8 | |
| tert-Butylbenzene | ND | ug/L | 0.50 | 0.32 | 1 | | 01/12/22 13:48 | 98-06-6 | |
| Carbon tetrachloride | ND | ug/L | 0.50 | 0.33 | 1 | | 01/12/22 13:48 | 56-23-5 | |
| Chlorobenzene | ND | ug/L | 0.50 | 0.28 | 1 | | 01/12/22 13:48 | 108-90-7 | |
| Chloroethane | ND | ug/L | 1.0 | 0.65 | 1 | | 01/12/22 13:48 | 75-00-3 | |
| Chloroform | ND | ug/L | 0.50 | 0.35 | 1 | | 01/12/22 13:48 | 67-66-3 | |
| Chloromethane | ND | ug/L | 1.0 | 0.54 | 1 | | 01/12/22 13:48 | 74-87-3 | |
| 2-Chlorotoluene | ND | ug/L | 0.50 | 0.32 | 1 | | 01/12/22 13:48 | 95-49-8 | |
| 4-Chlorotoluene | ND | ug/L | 0.50 | 0.32 | 1 | | 01/12/22 13:48 | 106-43-4 | |
| 1,2-Dibromo-3-chloropropane | ND | ug/L | 1.0 | 0.34 | 1 | | 01/12/22 13:48 | 96-12-8 | |
| Dibromochloromethane | ND | ug/L | 0.50 | 0.36 | 1 | | 01/12/22 13:48 | 124-48-1 | |
| 1,2-Dibromoethane (EDB) | ND | ug/L | 0.50 | 0.27 | 1 | | 01/12/22 13:48 | 106-93-4 | |
| Dibromomethane | ND | ug/L | 0.50 | 0.39 | 1 | | 01/12/22 13:48 | 74-95-3 | |
| 1,2-Dichlorobenzene | ND | ug/L | 0.50 | 0.34 | 1 | | 01/12/22 13:48 | 95-50-1 | |
| 1,3-Dichlorobenzene | ND | ug/L | 0.50 | 0.34 | 1 | | 01/12/22 13:48 | 541-73-1 | |
| 1,4-Dichlorobenzene | ND | ug/L | 0.50 | 0.33 | 1 | | 01/12/22 13:48 | 106-46-7 | |
| Dichlorodifluoromethane | ND | ug/L | 0.50 | 0.35 | 1 | | 01/12/22 13:48 | 75-71-8 | |
| 1,1-Dichloroethane | ND | ug/L | 0.50 | 0.37 | 1 | | 01/12/22 13:48 | 75-34-3 | |
| 1,2-Dichloroethane | ND | ug/L | 0.50 | 0.32 | 1 | | 01/12/22 13:48 | 107-06-2 | |
| 1,1-Dichloroethene | ND | ug/L | 0.50 | 0.35 | 1 | | 01/12/22 13:48 | 75-35-4 | |
| cis-1,2-Dichloroethene | ND | ug/L | 0.50 | 0.38 | 1 | | 01/12/22 13:48 | 156-59-2 | |
| trans-1,2-Dichloroethene | ND | ug/L | 0.50 | 0.40 | 1 | | 01/12/22 13:48 | 156-60-5 | |
| 1,2-Dichloropropane | ND | ug/L | 0.50 | 0.36 | 1 | | 01/12/22 13:48 | 78-87-5 | |
| 1,3-Dichloropropane | ND | ug/L | 0.50 | 0.28 | 1 | | 01/12/22 13:48 | 142-28-9 | |
| 2,2-Dichloropropane | ND | ug/L | 0.50 | 0.39 | 1 | | 01/12/22 13:48 | 594-20-7 | |
| 1,1-Dichloropropene | ND | ug/L | 0.50 | 0.43 | 1 | | 01/12/22 13:48 | 563-58-6 | |
| cis-1,3-Dichloropropene | ND | ug/L | 0.50 | 0.36 | 1 | | 01/12/22 13:48 | 10061-01-5 | |
| trans-1,3-Dichloropropene | ND | ug/L | 0.50 | 0.36 | 1 | | 01/12/22 13:48 | 10061-02-6 | |
| Diisopropyl ether | ND | ug/L | 0.50 | 0.31 | 1 | | 01/12/22 13:48 | 108-20-3 | |
| Ethanol | ND | ug/L | 200 | 72.2 | 1 | | 01/12/22 13:48 | 64-17-5 | |
| Ethylbenzene | ND | ug/L | 0.50 | 0.30 | 1 | | 01/12/22 13:48 | 100-41-4 | |
| Hexachloro-1,3-butadiene | ND | ug/L | 2.0 | 1.5 | 1 | | 01/12/22 13:48 | 87-68-3 | |
| Isopropylbenzene (Cumene) | ND | ug/L | 0.50 | 0.33 | 1 | | 01/12/22 13:48 | 98-82-8 | |
| Methylene Chloride | ND | ug/L | 2.0 | 2.0 | 1 | | 01/12/22 13:48 | 75-09-2 | |
| Methyl-tert-butyl ether | ND | ug/L | 0.50 | 0.42 | 1 | | 01/12/22 13:48 | 1634-04-4 | |
| Naphthalene | ND | ug/L | 2.0 | 0.64 | 1 | | 01/12/22 13:48 | 91-20-3 | |
| n-Propylbenzene | ND | ug/L | 0.50 | 0.34 | 1 | | 01/12/22 13:48 | 103-65-1 | |
| Styrene | ND | ug/L | 0.50 | 0.29 | 1 | | 01/12/22 13:48 | 100-42-5 | |

## REPORT OF LABORATORY ANALYSIS

This report shall not be reproduced, except in full,
without the written consent of Pace Analytical Services, LLC.

**Pace Analytical Services, LLC**
9800 Kincey Ave. Suite 100
Huntersville, NC 28078
(704)875-9092

## ANALYTICAL RESULTS

Project: 2020-LI-2448 Incident
Pace Project No.: 92582060

**Sample: TRIP BLANK** **Lab ID: 92582060003** Collected: 01/11/22 00:00 Received: 01/11/22 12:40 Matrix: Water

| Parameters | Results | Units | Report Limit | MDL | DF | Prepared | Analyzed | CAS No. | Qual |
|---|---|---|---|---|---|---|---|---|---|
| **6200B MSV** | Analytical Method: SM 6200B<br>Pace Analytical Services - Charlotte | | | | | | | | |
| 1,1,1,2-Tetrachloroethane | ND | ug/L | 0.50 | 0.31 | 1 | | 01/12/22 13:48 | 630-20-6 | |
| 1,1,2,2-Tetrachloroethane | ND | ug/L | 0.50 | 0.22 | 1 | | 01/12/22 13:48 | 79-34-5 | |
| Tetrachloroethene | ND | ug/L | 0.50 | 0.29 | 1 | | 01/12/22 13:48 | 127-18-4 | |
| Toluene | ND | ug/L | 0.50 | 0.48 | 1 | | 01/12/22 13:48 | 108-88-3 | |
| 1,2,3-Trichlorobenzene | ND | ug/L | 2.0 | 0.81 | 1 | | 01/12/22 13:48 | 87-61-6 | |
| 1,2,4-Trichlorobenzene | ND | ug/L | 2.0 | 0.64 | 1 | | 01/12/22 13:48 | 120-82-1 | |
| 1,1,1-Trichloroethane | ND | ug/L | 0.50 | 0.33 | 1 | | 01/12/22 13:48 | 71-55-6 | |
| 1,1,2-Trichloroethane | ND | ug/L | 0.50 | 0.32 | 1 | | 01/12/22 13:48 | 79-00-5 | |
| Trichloroethene | ND | ug/L | 0.50 | 0.38 | 1 | | 01/12/22 13:48 | 79-01-6 | |
| Trichlorofluoromethane | ND | ug/L | 1.0 | 0.30 | 1 | | 01/12/22 13:48 | 75-69-4 | |
| 1,2,3-Trichloropropane | ND | ug/L | 0.50 | 0.26 | 1 | | 01/12/22 13:48 | 96-18-4 | |
| 1,2,4-Trimethylbenzene | ND | ug/L | 0.50 | 0.50 | 1 | | 01/12/22 13:48 | 95-63-6 | |
| 1,3,5-Trimethylbenzene | ND | ug/L | 0.50 | 0.33 | 1 | | 01/12/22 13:48 | 108-67-8 | |
| Vinyl chloride | ND | ug/L | 1.0 | 0.39 | 1 | | 01/12/22 13:48 | 75-01-4 | |
| m&p-Xylene | ND | ug/L | 1.0 | 0.71 | 1 | | 01/12/22 13:48 | 179601-23-1 | |
| o-Xylene | ND | ug/L | 0.50 | 0.34 | 1 | | 01/12/22 13:48 | 95-47-6 | |
| ***Surrogates*** | | | | | | | | | |
| 1,2-Dichloroethane-d4 (S) | 85 | % | 70-130 | | 1 | | 01/12/22 13:48 | 17060-07-0 | |
| 4-Bromofluorobenzene (S) | 97 | % | 70-130 | | 1 | | 01/12/22 13:48 | 460-00-4 | |
| Toluene-d8 (S) | 101 | % | 70-130 | | 1 | | 01/12/22 13:48 | 2037-26-5 | |

## REPORT OF LABORATORY ANALYSIS

This report shall not be reproduced, except in full,
without the written consent of Pace Analytical Services, LLC.

**Pace Analytical Services, LLC**
9800 Kincey Ave. Suite 100
Huntersville, NC 28078
(704)875-9092

## QUALITY CONTROL DATA

Project: 2020-LI-2448 Incident
Pace Project No.: 92582060

QC Batch: 671335
QC Batch Method: MADEP VPH
Analysis Method: MADEP VPH
Analysis Description: VPH NC Water
Laboratory: Pace Analytical Services - Charlotte
Associated Lab Samples: 92582060001, 92582060002

METHOD BLANK: 3514828 Matrix: Water
Associated Lab Samples: 92582060001, 92582060002

| Parameter | Units | Blank Result | Reporting Limit | MDL | Analyzed | Qualifiers |
|---|---|---|---|---|---|---|
| Aliphatic (C05-C08) | ug/L | ND | 50.0 | 50.0 | 01/12/22 15:09 | N2 |
| Aromatic (C09-C10) | ug/L | ND | 50.0 | 50.0 | 01/12/22 15:09 | N2 |
| 4-Bromofluorobenzene (FID) (S) | % | 97 | 70-130 | | 01/12/22 15:09 | |
| 4-Bromofluorobenzene (PID) (S) | % | 77 | 70-130 | | 01/12/22 15:09 | |

LABORATORY CONTROL SAMPLE & LCSD: 3514829 3514830

| Parameter | Units | Spike Conc. | LCS Result | LCSD Result | LCS % Rec | LCSD % Rec | % Rec Limits | RPD | Max RPD | Qualifiers |
|---|---|---|---|---|---|---|---|---|---|---|
| Aliphatic (C05-C08) | ug/L | 300 | 307 | 307 | 102 | 102 | 70-130 | 0 | 25 | N2 |
| Aromatic (C09-C10) | ug/L | 100 | 89.7 | 88.3 | 90 | 88 | 70-130 | 2 | 25 | N2 |
| 4-Bromofluorobenzene (FID) (S) | % | | | | 102 | 103 | 70-130 | | | |
| 4-Bromofluorobenzene (PID) (S) | % | | | | 77 | 78 | 70-130 | | | |

**Results presented on this page are in the units indicated by the "Units" column except where an alternate unit is presented to the right of the result.**

## REPORT OF LABORATORY ANALYSIS

This report shall not be reproduced, except in full,
without the written consent of Pace Analytical Services, LLC.

**Pace Analytical Services, LLC**
9800 Kincey Ave. Suite 100
Huntersville, NC 28078
(704)875-9092

## QUALITY CONTROL DATA

Project: 2020-LI-2448 Incident
Pace Project No.: 92582060

QC Batch: 671291
QC Batch Method: EPA 3010A
Analysis Method: EPA 6010D
Analysis Description: 6010 MET
Laboratory: Pace Analytical Services - Asheville
Associated Lab Samples: 92582060001, 92582060002

METHOD BLANK: 3514615 Matrix: Water
Associated Lab Samples: 92582060001, 92582060002

| Parameter | Units | Blank Result | Reporting Limit | MDL | Analyzed | Qualifiers |
|---|---|---|---|---|---|---|
| Lead | ug/L | ND | 5.0 | 4.5 | 01/13/22 17:29 | |

LABORATORY CONTROL SAMPLE: 3514616

| Parameter | Units | Spike Conc. | LCS Result | LCS % Rec | % Rec Limits | Qualifiers |
|---|---|---|---|---|---|---|
| Lead | ug/L | 500 | 498 | 100 | 80-120 | |

MATRIX SPIKE & MATRIX SPIKE DUPLICATE: 3514617 3514618

| Parameter | Units | 92579766001 Result | MS Spike Conc. | MSD Spike Conc. | MS Result | MSD Result | MS % Rec | MSD % Rec | % Rec Limits | RPD | Max RPD | Qual |
|---|---|---|---|---|---|---|---|---|---|---|---|---|
| Lead | ug/L | ND | 500 | 500 | 520 | 509 | 104 | 102 | 75-125 | 2 | 20 | |

**Results presented on this page are in the units indicated by the "Units" column except where an alternate unit is presented to the right of the result.**

## REPORT OF LABORATORY ANALYSIS

This report shall not be reproduced, except in full,
without the written consent of Pace Analytical Services, LLC.

Pace Analytical Services, LLC
9800 Kincey Ave. Suite 100
Huntersville, NC 28078
(704)875-9092

## QUALITY CONTROL DATA

Project: 2020-LI-2448 Incident
Pace Project No.: 92582060

QC Batch: 671252
QC Batch Method: SM 6200B
Analysis Method: SM 6200B
Analysis Description: 6200B MSV
Laboratory: Pace Analytical Services - Charlotte
Associated Lab Samples: 92582060001, 92582060002, 92582060003

METHOD BLANK: 3514443 Matrix: Water
Associated Lab Samples: 92582060001, 92582060002, 92582060003

| Parameter | Units | Blank Result | Reporting Limit | MDL | Analyzed | Qualifiers |
|---|---|---|---|---|---|---|
| 1,1,1,2-Tetrachloroethane | ug/L | ND | 0.50 | 0.31 | 01/12/22 13:12 | |
| 1,1,1-Trichloroethane | ug/L | ND | 0.50 | 0.33 | 01/12/22 13:12 | |
| 1,1,2,2-Tetrachloroethane | ug/L | ND | 0.50 | 0.22 | 01/12/22 13:12 | |
| 1,1,2-Trichloroethane | ug/L | ND | 0.50 | 0.32 | 01/12/22 13:12 | |
| 1,1-Dichloroethane | ug/L | ND | 0.50 | 0.37 | 01/12/22 13:12 | |
| 1,1-Dichloroethene | ug/L | ND | 0.50 | 0.35 | 01/12/22 13:12 | |
| 1,1-Dichloropropene | ug/L | ND | 0.50 | 0.43 | 01/12/22 13:12 | |
| 1,2,3-Trichlorobenzene | ug/L | ND | 2.0 | 0.81 | 01/12/22 13:12 | |
| 1,2,3-Trichloropropane | ug/L | ND | 0.50 | 0.26 | 01/12/22 13:12 | |
| 1,2,4-Trichlorobenzene | ug/L | ND | 2.0 | 0.64 | 01/12/22 13:12 | |
| 1,2,4-Trimethylbenzene | ug/L | ND | 0.50 | 0.50 | 01/12/22 13:12 | |
| 1,2-Dibromo-3-chloropropane | ug/L | ND | 1.0 | 0.34 | 01/12/22 13:12 | |
| 1,2-Dibromoethane (EDB) | ug/L | ND | 0.50 | 0.27 | 01/12/22 13:12 | |
| 1,2-Dichlorobenzene | ug/L | ND | 0.50 | 0.34 | 01/12/22 13:12 | |
| 1,2-Dichloroethane | ug/L | ND | 0.50 | 0.32 | 01/12/22 13:12 | |
| 1,2-Dichloropropane | ug/L | ND | 0.50 | 0.36 | 01/12/22 13:12 | |
| 1,3,5-Trimethylbenzene | ug/L | ND | 0.50 | 0.33 | 01/12/22 13:12 | |
| 1,3-Dichlorobenzene | ug/L | ND | 0.50 | 0.34 | 01/12/22 13:12 | |
| 1,3-Dichloropropane | ug/L | ND | 0.50 | 0.28 | 01/12/22 13:12 | |
| 1,4-Dichlorobenzene | ug/L | ND | 0.50 | 0.33 | 01/12/22 13:12 | |
| 2,2-Dichloropropane | ug/L | ND | 0.50 | 0.39 | 01/12/22 13:12 | |
| 2-Chlorotoluene | ug/L | ND | 0.50 | 0.32 | 01/12/22 13:12 | |
| 4-Chlorotoluene | ug/L | ND | 0.50 | 0.32 | 01/12/22 13:12 | |
| Benzene | ug/L | ND | 0.50 | 0.34 | 01/12/22 13:12 | |
| Bromobenzene | ug/L | ND | 0.50 | 0.29 | 01/12/22 13:12 | |
| Bromochloromethane | ug/L | ND | 0.50 | 0.47 | 01/12/22 13:12 | |
| Bromodichloromethane | ug/L | ND | 0.50 | 0.31 | 01/12/22 13:12 | |
| Bromoform | ug/L | ND | 0.50 | 0.34 | 01/12/22 13:12 | |
| Bromomethane | ug/L | ND | 5.0 | 1.7 | 01/12/22 13:12 | |
| Carbon tetrachloride | ug/L | ND | 0.50 | 0.33 | 01/12/22 13:12 | |
| Chlorobenzene | ug/L | ND | 0.50 | 0.28 | 01/12/22 13:12 | |
| Chloroethane | ug/L | ND | 1.0 | 0.65 | 01/12/22 13:12 | |
| Chloroform | ug/L | ND | 0.50 | 0.35 | 01/12/22 13:12 | |
| Chloromethane | ug/L | ND | 1.0 | 0.54 | 01/12/22 13:12 | |
| cis-1,2-Dichloroethene | ug/L | ND | 0.50 | 0.38 | 01/12/22 13:12 | |
| cis-1,3-Dichloropropene | ug/L | ND | 0.50 | 0.36 | 01/12/22 13:12 | |
| Dibromochloromethane | ug/L | ND | 0.50 | 0.36 | 01/12/22 13:12 | |
| Dibromomethane | ug/L | ND | 0.50 | 0.39 | 01/12/22 13:12 | |
| Dichlorodifluoromethane | ug/L | ND | 0.50 | 0.35 | 01/12/22 13:12 | |
| Diisopropyl ether | ug/L | ND | 0.50 | 0.31 | 01/12/22 13:12 | |

**Results presented on this page are in the units indicated by the "Units" column except where an alternate unit is presented to the right of the result.**

## REPORT OF LABORATORY ANALYSIS

This report shall not be reproduced, except in full,
without the written consent of Pace Analytical Services, LLC.

Pace Analytical Services, LLC
9800 Kincey Ave. Suite 100
Huntersville, NC 28078
(704)875-9092

## QUALITY CONTROL DATA

Project: 2020-LI-2448 Incident
Pace Project No.: 92582060

METHOD BLANK: 3514443 Matrix: Water
Associated Lab Samples: 92582060001, 92582060002, 92582060003

| Parameter | Units | Blank Result | Reporting Limit | MDL | Analyzed | Qualifiers |
|---|---|---|---|---|---|---|
| Ethanol | ug/L | ND | 200 | 72.2 | 01/12/22 13:12 | |
| Ethylbenzene | ug/L | ND | 0.50 | 0.30 | 01/12/22 13:12 | |
| Hexachloro-1,3-butadiene | ug/L | ND | 2.0 | 1.5 | 01/12/22 13:12 | |
| Isopropylbenzene (Cumene) | ug/L | ND | 0.50 | 0.33 | 01/12/22 13:12 | |
| m&p-Xylene | ug/L | ND | 1.0 | 0.71 | 01/12/22 13:12 | |
| Methyl-tert-butyl ether | ug/L | ND | 0.50 | 0.42 | 01/12/22 13:12 | |
| Methylene Chloride | ug/L | ND | 2.0 | 2.0 | 01/12/22 13:12 | |
| n-Butylbenzene | ug/L | ND | 0.50 | 0.49 | 01/12/22 13:12 | |
| n-Propylbenzene | ug/L | ND | 0.50 | 0.34 | 01/12/22 13:12 | |
| Naphthalene | ug/L | ND | 2.0 | 0.64 | 01/12/22 13:12 | |
| o-Xylene | ug/L | ND | 0.50 | 0.34 | 01/12/22 13:12 | |
| sec-Butylbenzene | ug/L | ND | 0.50 | 0.40 | 01/12/22 13:12 | |
| Styrene | ug/L | ND | 0.50 | 0.29 | 01/12/22 13:12 | |
| tert-Butylbenzene | ug/L | ND | 0.50 | 0.32 | 01/12/22 13:12 | |
| Tetrachloroethene | ug/L | ND | 0.50 | 0.29 | 01/12/22 13:12 | |
| Toluene | ug/L | ND | 0.50 | 0.48 | 01/12/22 13:12 | |
| trans-1,2-Dichloroethene | ug/L | ND | 0.50 | 0.40 | 01/12/22 13:12 | |
| trans-1,3-Dichloropropene | ug/L | ND | 0.50 | 0.36 | 01/12/22 13:12 | |
| Trichloroethene | ug/L | ND | 0.50 | 0.38 | 01/12/22 13:12 | |
| Trichlorofluoromethane | ug/L | ND | 1.0 | 0.30 | 01/12/22 13:12 | |
| Vinyl chloride | ug/L | ND | 1.0 | 0.39 | 01/12/22 13:12 | |
| 1,2-Dichloroethane-d4 (S) | % | 85 | 70-130 | | 01/12/22 13:12 | |
| 4-Bromofluorobenzene (S) | % | 95 | 70-130 | | 01/12/22 13:12 | |
| Toluene-d8 (S) | % | 104 | 70-130 | | 01/12/22 13:12 | |

LABORATORY CONTROL SAMPLE: 3514444

| Parameter | Units | Spike Conc. | LCS Result | LCS % Rec | % Rec Limits | Qualifiers |
|---|---|---|---|---|---|---|
| 1,1,1,2-Tetrachloroethane | ug/L | 50 | 46.4 | 93 | 60-140 | |
| 1,1,1-Trichloroethane | ug/L | 50 | 43.1 | 86 | 60-140 | |
| 1,1,2,2-Tetrachloroethane | ug/L | 50 | 47.4 | 95 | 60-140 | |
| 1,1,2-Trichloroethane | ug/L | 50 | 53.8 | 108 | 60-140 | |
| 1,1-Dichloroethane | ug/L | 50 | 49.4 | 99 | 60-140 | |
| 1,1-Dichloroethene | ug/L | 50 | 48.3 | 97 | 60-140 | |
| 1,1-Dichloropropene | ug/L | 50 | 46.8 | 94 | 60-140 | |
| 1,2,3-Trichlorobenzene | ug/L | 50 | 46.4 | 93 | 60-140 | |
| 1,2,3-Trichloropropane | ug/L | 50 | 41.8 | 84 | 60-140 | |
| 1,2,4-Trichlorobenzene | ug/L | 50 | 50.3 | 101 | 60-140 | |
| 1,2,4-Trimethylbenzene | ug/L | 50 | 50.1 | 100 | 60-140 | |
| 1,2-Dibromo-3-chloropropane | ug/L | 50 | 41.7 | 83 | 60-140 | |
| 1,2-Dibromoethane (EDB) | ug/L | 50 | 48.1 | 96 | 60-140 | |
| 1,2-Dichlorobenzene | ug/L | 50 | 50.3 | 101 | 60-140 | |
| 1,2-Dichloroethane | ug/L | 50 | 42.0 | 84 | 60-140 | |
| 1,2-Dichloropropane | ug/L | 50 | 50.3 | 101 | 60-140 | |

**Results presented on this page are in the units indicated by the "Units" column except where an alternate unit is presented to the right of the result.**

## REPORT OF LABORATORY ANALYSIS

This report shall not be reproduced, except in full,
without the written consent of Pace Analytical Services, LLC.

**Pace Analytical Services, LLC**
9800 Kincey Ave. Suite 100
Huntersville, NC 28078
(704)875-9092

## QUALITY CONTROL DATA

Project: 2020-LI-2448 Incident
Pace Project No.: 92582060

LABORATORY CONTROL SAMPLE: 3514444

| Parameter | Units | Spike Conc. | LCS Result | LCS % Rec | % Rec Limits | Qualifiers |
|---|---|---|---|---|---|---|
| 1,3,5-Trimethylbenzene | ug/L | 50 | 50.9 | 102 | 60-140 | |
| 1,3-Dichlorobenzene | ug/L | 50 | 49.7 | 99 | 60-140 | |
| 1,3-Dichloropropane | ug/L | 50 | 47.8 | 96 | 60-140 | |
| 1,4-Dichlorobenzene | ug/L | 50 | 49.3 | 99 | 60-140 | |
| 2,2-Dichloropropane | ug/L | 50 | 47.6 | 95 | 60-140 | |
| 2-Chlorotoluene | ug/L | 50 | 49.6 | 99 | 60-140 | |
| 4-Chlorotoluene | ug/L | 50 | 48.0 | 96 | 60-140 | |
| Benzene | ug/L | 50 | 51.9 | 104 | 60-140 | |
| Bromobenzene | ug/L | 50 | 49.3 | 99 | 60-140 | |
| Bromochloromethane | ug/L | 50 | 53.7 | 107 | 60-140 | |
| Bromodichloromethane | ug/L | 50 | 47.7 | 95 | 60-140 | |
| Bromoform | ug/L | 50 | 47.7 | 95 | 60-140 | |
| Bromomethane | ug/L | 50 | 50.5 | 101 | 60-140 | |
| Carbon tetrachloride | ug/L | 50 | 41.9 | 84 | 60-140 | |
| Chlorobenzene | ug/L | 50 | 51.1 | 102 | 60-140 | |
| Chloroethane | ug/L | 50 | 45.3 | 91 | 60-140 | |
| Chloroform | ug/L | 50 | 48.8 | 98 | 60-140 | |
| Chloromethane | ug/L | 50 | 44.6 | 89 | 60-140 | |
| cis-1,2-Dichloroethene | ug/L | 50 | 46.0 | 92 | 60-140 | |
| cis-1,3-Dichloropropene | ug/L | 50 | 49.1 | 98 | 60-140 | |
| Dibromochloromethane | ug/L | 50 | 49.4 | 99 | 60-140 | |
| Dibromomethane | ug/L | 50 | 53.1 | 106 | 60-140 | |
| Dichlorodifluoromethane | ug/L | 50 | 38.7 | 77 | 60-140 | |
| Diisopropyl ether | ug/L | 50 | 44.5 | 89 | 60-140 | |
| Ethanol | ug/L | 2000 | 1530 | 77 | 60-140 | |
| Ethylbenzene | ug/L | 50 | 50.0 | 100 | 60-140 | |
| Hexachloro-1,3-butadiene | ug/L | 50 | 43.1 | 86 | 60-140 | |
| Isopropylbenzene (Cumene) | ug/L | 50 | 52.4 | 105 | 60-140 | |
| m&p-Xylene | ug/L | 100 | 101 | 101 | 60-140 | |
| Methyl-tert-butyl ether | ug/L | 50 | 48.1 | 96 | 60-140 | |
| Methylene Chloride | ug/L | 50 | 47.1 | 94 | 60-140 | |
| n-Butylbenzene | ug/L | 50 | 49.4 | 99 | 60-140 | |
| n-Propylbenzene | ug/L | 50 | 49.9 | 100 | 60-140 | |
| Naphthalene | ug/L | 50 | 43.5 | 87 | 60-140 | |
| o-Xylene | ug/L | 50 | 51.6 | 103 | 60-140 | |
| sec-Butylbenzene | ug/L | 50 | 49.4 | 99 | 60-140 | |
| Styrene | ug/L | 50 | 50.7 | 101 | 60-140 | |
| tert-Butylbenzene | ug/L | 50 | 41.8 | 84 | 60-140 | |
| Tetrachloroethene | ug/L | 50 | 45.3 | 91 | 60-140 | |
| Toluene | ug/L | 50 | 53.2 | 106 | 60-140 | |
| trans-1,2-Dichloroethene | ug/L | 50 | 49.9 | 100 | 60-140 | |
| trans-1,3-Dichloropropene | ug/L | 50 | 50.0 | 100 | 60-140 | |
| Trichloroethene | ug/L | 50 | 51.2 | 102 | 60-140 | |
| Trichlorofluoromethane | ug/L | 50 | 39.6 | 79 | 60-140 | |
| Vinyl chloride | ug/L | 50 | 50.5 | 101 | 60-140 | |
| 1,2-Dichloroethane-d4 (S) | % | | | 87 | 70-130 | |
| 4-Bromofluorobenzene (S) | % | | | 97 | 70-130 | |

**Results presented on this page are in the units indicated by the "Units" column except where an alternate unit is presented to the right of the result.**

## REPORT OF LABORATORY ANALYSIS

This report shall not be reproduced, except in full,
without the written consent of Pace Analytical Services, LLC.

**Pace Analytical Services, LLC**
9800 Kincey Ave. Suite 100
Huntersville, NC 28078
(704)875-9092

## QUALITY CONTROL DATA

Project: 2020-LI-2448 Incident
Pace Project No.: 92582060

LABORATORY CONTROL SAMPLE: 3514444

| Parameter | Units | Spike Conc. | LCS Result | LCS % Rec | % Rec Limits | Qualifiers |
|---|---|---|---|---|---|---|
| Toluene-d8 (S) | % | | | 101 | 70-130 | |

MATRIX SPIKE & MATRIX SPIKE DUPLICATE: 3514445 3514446

| Parameter | Units | 92581670004 Result | MS Spike Conc. | MSD Spike Conc. | MS Result | MSD Result | MS % Rec | MSD % Rec | % Rec Limits | RPD | Max RPD | Qual |
|---|---|---|---|---|---|---|---|---|---|---|---|---|
| 1,1,1,2-Tetrachloroethane | ug/L | ND | 500 | 500 | 522 | 531 | 104 | 106 | 60-140 | 2 | 30 | |
| 1,1,1-Trichloroethane | ug/L | ND | 500 | 500 | 531 | 521 | 106 | 104 | 60-140 | 2 | 30 | |
| 1,1,2,2-Tetrachloroethane | ug/L | ND | 500 | 500 | 501 | 493 | 100 | 99 | 60-140 | 2 | 30 | |
| 1,1,2-Trichloroethane | ug/L | ND | 500 | 500 | 492 | 473 | 98 | 95 | 60-140 | 4 | 30 | |
| 1,1-Dichloroethane | ug/L | ND | 500 | 500 | 524 | 521 | 105 | 104 | 60-140 | 1 | 30 | |
| 1,1-Dichloroethene | ug/L | ND | 500 | 500 | 540 | 531 | 108 | 106 | 60-140 | 2 | 30 | |
| 1,1-Dichloropropene | ug/L | ND | 500 | 500 | 515 | 515 | 103 | 103 | 60-140 | 0 | 30 | |
| 1,2,3-Trichlorobenzene | ug/L | ND | 500 | 500 | 576 | 583 | 115 | 117 | 60-140 | 1 | 30 | |
| 1,2,3-Trichloropropane | ug/L | ND | 500 | 500 | 460 | 457 | 92 | 91 | 60-140 | 1 | 30 | |
| 1,2,4-Trichlorobenzene | ug/L | ND | 500 | 500 | 594 | 594 | 119 | 119 | 60-140 | 0 | 30 | |
| 1,2,4-Trimethylbenzene | ug/L | 2460 | 500 | 500 | 3100 | 3240 | 128 | 156 | 60-140 | 4 | 30 | M1 |
| 1,2-Dibromo-3-chloropropane | ug/L | ND | 500 | 500 | 533 | 525 | 107 | 105 | 60-140 | 2 | 30 | |
| 1,2-Dibromoethane (EDB) | ug/L | ND | 500 | 500 | 529 | 512 | 106 | 102 | 60-140 | 3 | 30 | |
| 1,2-Dichlorobenzene | ug/L | ND | 500 | 500 | 513 | 532 | 103 | 106 | 60-140 | 4 | 30 | |
| 1,2-Dichloroethane | ug/L | ND | 500 | 500 | 485 | 477 | 97 | 95 | 60-140 | 2 | 30 | |
| 1,2-Dichloropropane | ug/L | ND | 500 | 500 | 504 | 513 | 101 | 103 | 60-140 | 2 | 30 | |
| 1,3,5-Trimethylbenzene | ug/L | 118 | 500 | 500 | 678 | 703 | 112 | 117 | 60-140 | 4 | 30 | |
| 1,3-Dichlorobenzene | ug/L | ND | 500 | 500 | 522 | 533 | 104 | 107 | 60-140 | 2 | 30 | |
| 1,3-Dichloropropane | ug/L | ND | 500 | 500 | 499 | 502 | 100 | 100 | 60-140 | 1 | 30 | |
| 1,4-Dichlorobenzene | ug/L | ND | 500 | 500 | 508 | 519 | 102 | 104 | 60-140 | 2 | 30 | |
| 2,2-Dichloropropane | ug/L | ND | 500 | 500 | 420 | 423 | 84 | 85 | 60-140 | 1 | 30 | |
| 2-Chlorotoluene | ug/L | ND | 500 | 500 | 577 | 591 | 115 | 118 | 60-140 | 2 | 30 | |
| 4-Chlorotoluene | ug/L | ND | 500 | 500 | 498 | 507 | 100 | 101 | 60-140 | 2 | 30 | |
| Benzene | ug/L | 3250 | 500 | 500 | 3290 | 3300 | 9 | 10 | 60-140 | 0 | 30 | M1 |
| Bromobenzene | ug/L | ND | 500 | 500 | 526 | 543 | 105 | 109 | 60-140 | 3 | 30 | |
| Bromochloromethane | ug/L | ND | 500 | 500 | 517 | 542 | 103 | 108 | 60-140 | 5 | 30 | |
| Bromodichloromethane | ug/L | ND | 500 | 500 | 508 | 517 | 102 | 103 | 60-140 | 2 | 30 | |
| Bromoform | ug/L | ND | 500 | 500 | 515 | 516 | 103 | 103 | 60-140 | 0 | 30 | |
| Bromomethane | ug/L | ND | 500 | 500 | 415 | 440 | 83 | 88 | 60-140 | 6 | 30 | |
| Carbon tetrachloride | ug/L | ND | 500 | 500 | 537 | 547 | 107 | 109 | 60-140 | 2 | 30 | |
| Chlorobenzene | ug/L | ND | 500 | 500 | 515 | 515 | 103 | 103 | 60-140 | 0 | 30 | |
| Chloroethane | ug/L | ND | 500 | 500 | 500 | 509 | 100 | 102 | 60-140 | 2 | 30 | |
| Chloroform | ug/L | ND | 500 | 500 | 478 | 489 | 96 | 98 | 60-140 | 2 | 30 | |
| Chloromethane | ug/L | ND | 500 | 500 | 547 | 545 | 109 | 109 | 60-140 | 0 | 30 | |
| cis-1,2-Dichloroethene | ug/L | ND | 500 | 500 | 496 | 502 | 99 | 100 | 60-140 | 1 | 30 | |
| cis-1,3-Dichloropropene | ug/L | ND | 500 | 500 | 494 | 490 | 99 | 98 | 60-140 | 1 | 30 | |
| Dibromochloromethane | ug/L | ND | 500 | 500 | 526 | 529 | 105 | 106 | 60-140 | 0 | 30 | |
| Dibromomethane | ug/L | ND | 500 | 500 | 522 | 517 | 104 | 103 | 60-140 | 1 | 30 | |

**Results presented on this page are in the units indicated by the "Units" column except where an alternate unit is presented to the right of the result.**

## REPORT OF LABORATORY ANALYSIS

This report shall not be reproduced, except in full,
without the written consent of Pace Analytical Services, LLC.

**Pace Analytical Services, LLC**
9800 Kincey Ave. Suite 100
Huntersville, NC 28078
(704)875-9092

## QUALITY CONTROL DATA

Project: 2020-LI-2448 Incident
Pace Project No.: 92582060

MATRIX SPIKE & MATRIX SPIKE DUPLICATE: 3514445 3514446

| Parameter | Units | 92581670004 Result | MS Spike Conc. | MSD Spike Conc. | MS Result | MSD Result | MS % Rec | MSD % Rec | % Rec Limits | RPD | Max RPD | Qual |
|---|---|---|---|---|---|---|---|---|---|---|---|---|
| Dichlorodifluoromethane | ug/L | ND | 500 | 500 | 452 | 449 | 90 | 90 | 60-140 | 1 | 30 | |
| Diisopropyl ether | ug/L | 40.1 | 500 | 500 | 514 | 510 | 95 | 94 | 60-140 | 1 | 30 | |
| Ethanol | ug/L | ND | 20000 | 20000 | 20200 | 19600 | 101 | 98 | 60-140 | 3 | 30 | |
| Ethylbenzene | ug/L | 1800 | 500 | 500 | 2210 | 2250 | 82 | 91 | 60-140 | 2 | 30 | |
| Hexachloro-1,3-butadiene | ug/L | ND | 500 | 500 | 563 | 598 | 113 | 120 | 60-140 | 6 | 30 | |
| Isopropylbenzene (Cumene) | ug/L | 117 | 500 | 500 | 668 | 684 | 110 | 113 | 60-140 | 2 | 30 | |
| m&p-Xylene | ug/L | 1030 | 1000 | 1000 | 2060 | 2080 | 103 | 104 | 60-140 | 1 | 30 | |
| Methyl-tert-butyl ether | ug/L | 982 | 500 | 500 | 1370 | 1350 | 77 | 74 | 60-140 | 1 | 30 | |
| Methylene Chloride | ug/L | ND | 500 | 500 | 507 | 496 | 101 | 99 | 60-140 | 2 | 30 | |
| n-Butylbenzene | ug/L | 61.9 | 500 | 500 | 679 | 711 | 123 | 130 | 60-140 | 5 | 30 | |
| n-Propylbenzene | ug/L | 387 | 500 | 500 | 903 | 936 | 103 | 110 | 60-140 | 4 | 30 | |
| Naphthalene | ug/L | 468 | 500 | 500 | 1290 | 1320 | 164 | 170 | 60-140 | 3 | 30 | M1 |
| o-Xylene | ug/L | 31.0 | 500 | 500 | 565 | 568 | 107 | 107 | 60-140 | 1 | 30 | |
| sec-Butylbenzene | ug/L | ND | 500 | 500 | 585 | 603 | 117 | 121 | 60-140 | 3 | 30 | |
| Styrene | ug/L | ND | 500 | 500 | 533 | 556 | 107 | 111 | 60-140 | 4 | 30 | |
| tert-Butylbenzene | ug/L | ND | 500 | 500 | 451 | 466 | 90 | 93 | 60-140 | 3 | 30 | |
| Tetrachloroethene | ug/L | ND | 500 | 500 | 537 | 545 | 107 | 109 | 60-140 | 1 | 30 | |
| Toluene | ug/L | 81.8 | 500 | 500 | 579 | 587 | 99 | 101 | 60-140 | 1 | 30 | |
| trans-1,2-Dichloroethene | ug/L | ND | 500 | 500 | 520 | 520 | 104 | 104 | 60-140 | 0 | 30 | |
| trans-1,3-Dichloropropene | ug/L | ND | 500 | 500 | 478 | 481 | 96 | 96 | 60-140 | 1 | 30 | |
| Trichloroethene | ug/L | ND | 500 | 500 | 509 | 518 | 102 | 104 | 60-140 | 2 | 30 | |
| Trichlorofluoromethane | ug/L | ND | 500 | 500 | 486 | 482 | 97 | 96 | 60-140 | 1 | 30 | |
| Vinyl chloride | ug/L | ND | 500 | 500 | 525 | 533 | 105 | 107 | 60-140 | 1 | 30 | |
| 1,2-Dichloroethane-d4 (S) | % | | | | | | 92 | 91 | 70-130 | | | |
| 4-Bromofluorobenzene (S) | % | | | | | | 101 | 100 | 70-130 | | | |
| Toluene-d8 (S) | % | | | | | | 99 | 99 | 70-130 | | | |

**Results presented on this page are in the units indicated by the "Units" column except where an alternate unit is presented to the right of the result.**

## REPORT OF LABORATORY ANALYSIS

This report shall not be reproduced, except in full,
without the written consent of Pace Analytical Services, LLC.

**Pace Analytical Services, LLC**
9800 Kincey Ave. Suite 100
Huntersville, NC 28078
(704)875-9092

# QUALIFIERS

Project: 2020-LI-2448 Incident
Pace Project No.: 92582060

## DEFINITIONS

DF - Dilution Factor, if reported, represents the factor applied to the reported data due to dilution of the sample aliquot.

ND - Not Detected at or above adjusted reporting limit.

TNTC - Too Numerous To Count

J - Estimated concentration above the adjusted method detection limit and below the adjusted reporting limit.

MDL - Adjusted Method Detection Limit.

PQL - Practical Quantitation Limit.

RL - Reporting Limit - The lowest concentration value that meets project requirements for quantitative data with known precision and bias for a specific analyte in a specific matrix.

S - Surrogate

1,2-Diphenylhydrazine decomposes to and cannot be separated from Azobenzene using Method 8270. The result for each analyte is a combined concentration.

Consistent with EPA guidelines, unrounded data are displayed and have been used to calculate % recovery and RPD values.

LCS(D) - Laboratory Control Sample (Duplicate)

MS(D) - Matrix Spike (Duplicate)

DUP - Sample Duplicate

RPD - Relative Percent Difference

NC - Not Calculable.

SG - Silica Gel - Clean-Up

U - Indicates the compound was analyzed for, but not detected.

Acid preservation may not be appropriate for 2 Chloroethylvinyl ether.

A separate vial preserved to a pH of 4-5 is recommended in SW846 Chapter 4 for the analysis of Acrolein and Acrylonitrile by EPA Method 8260.

N-Nitrosodiphenylamine decomposes and cannot be separated from Diphenylamine using Method 8270. The result reported for each analyte is a combined concentration.

Reported results are not rounded until the final step prior to reporting. Therefore, calculated parameters that are typically reported as "Total" may vary slightly from the sum of the reported component parameters.

Pace Analytical is TNI accredited. Contact your Pace PM for the current list of accredited analytes.

TNI - The NELAC Institute.

## ANALYTE QUALIFIERS

| | |
|---|---|
| M1 | Matrix spike recovery exceeded QC limits. Batch accepted based on laboratory control sample (LCS) recovery. |
| N2 | The lab does not hold NELAC/TNI accreditation for this parameter but other accreditations/certifications may apply. A complete list of accreditations/certifications is available upon request. |



This report shall not be reproduced, except in full,
without the written consent of Pace Analytical Services, LLC.

**Pace Analytical Services, LLC**
9800 Kincey Ave. Suite 100
Huntersville, NC 28078
(704)875-9092

## QUALITY CONTROL DATA CROSS REFERENCE TABLE

Project: 2020-LI-2448 Incident
Pace Project No.: 92582060

| Lab ID | Sample ID | QC Batch Method | QC Batch | Analytical Method | Analytical Batch |
|---|---|---|---|---|---|
| **92582060001** | **DUP-1** | MADEP VPH | 671335 | | |
| **92582060002** | **FB-1** | MADEP VPH | 671335 | | |
| **92582060001** | **DUP-1** | EPA 3010A | 671291 | EPA 6010D | 671415 |
| **92582060002** | **FB-1** | EPA 3010A | 671291 | EPA 6010D | 671415 |
| **92582060001** | **DUP-1** | SM 6200B | 671252 | | |
| **92582060002** | **FB-1** | SM 6200B | 671252 | | |
| **92582060003** | **TRIP BLANK** | SM 6200B | 671252 | | |



This report shall not be reproduced, except in full,
without the written consent of Pace Analytical Services, LLC.

# CHAIN-OF-CUSTODY Analytical Request Document

Pace Analytical

Chain-of-Custody is a LEGAL DOCUMENT - Complete all relevent fields

LAB USE ONLY- Affix Wor

WO# : 92582060

ALL SHAD

92582060

Container Preservative Ty

** Preservative Types: (1) nitric acid, (2) sulfuric acid, (3) hydrochloric acid, (4) sodium hydroxide, (5) zinc acetate, (6) methanol, (7) sodium bisulfate, (8) sodium thiosulfate, (9) hexane, (A) ascorbic acid, (B) ammonium sulfate, (C) ammonium hydroxide, (D) TSP, (U) Unpreserved, (O) Other _____

| | |
|---|---|
| Company: Apex Companies | Billing Information: |
| Address: | |
| Report To: Andrew Street | Email To: andrew.street@apexcos.com |
| Copy To: | Site Collection Info/Address: |
| Customer Project Name/Number: 2020-LI-2448 | State: NC County/City: Huntersville Time Zone Collected: [ ] PT [ ] MT [ ] CT [ ] ET |
| Phone: Email: | Site/Facility ID #: Compliance Monitoring? [ ] Yes [ ] No |
| Collected By (print): Matt Teixeira | Purchase Order #: Quote #: DW PWS ID #: DW Location Code: |
| Collected By (signature): | Turnaround Date Required: ASAP Immediately Packed on Ice: [ ] Yes [ ] No |
| Sample Disposal: [ ] Dispose as appropriate [ ] Return [ ] Archive: _____ [ ] Hold: _____ | Rush: [ ] Same Day [ ] Next Day [ ] 2 Day [ ] 3 Day [ ] 4 Day [ ] 5 Day (Expedite Charges Apply) Field Filtered (if applicable): [ ] Yes [ ] No Analysis: _____ |

* Matrix Codes (Insert in Matrix box below): Drinking Water (DW), Ground Water (GW), Wastewater (WW), Product (P), Soil/Solid (SL), Oil (OL), Wipe (WP), Air (AR), Tissue (TS), Bioassay (B), Vapor (V), Other (OT)

| Customer Sample ID | Matrix * | Comp / Grab | Collected (or Composite Start) Date | Collected (or Composite Start) Time | Composite End Date | Composite End Time | Res Cl | # of Ctns | VOCs 6200B | MADEP VPH | Lead | Lab Sample # / Comments |
|---|---|---|---|---|---|---|---|---|---|---|---|---|
| DUP-1 | DW | G | 1-11-22 | | | | | 8 | X | X | X | 92582060 001 |
| FB-1 | DW | G | 1-11-22 | | | | | 8 | X | X | X | 002 |
| Trip Blank | OT | — | 1-11-22 | | | | | 2 | X | | | 003 |

Analyses

Lab Profile/Line:

Lab Sample Receipt Checklist:

| | |
|---|---|
| Custody Seals Present/Intact | Y N NA |
| Custody Signatures Present | Y N NA |
| Collector Signature Present | Y N NA |
| Bottles Intact | Y N NA |
| Correct Bottles | Y N NA |
| Sufficient Volume | Y N NA |
| Samples Received on Ice | Y N NA |
| VOA - Headspace Acceptable | Y N NA |
| USDA Regulated Soils | Y N NA |
| Samples in Holding Time | Y N NA |
| Residual Chlorine Present | Y N NA |
| Cl Strips: _____ | |
| Sample pH Acceptable | Y N NA |
| pH Strips: 223519AU | |
| Sulfide Present | Y N NA |
| Lead Acetate Strips: _____ | |

LAB USE ONLY:

Customer Remarks / Special Conditions / Possible Hazards:

Type of Ice Used: Wet Blue Dry None

Packing Material Used: BB

Radchem sample(s) screened (<500 cpm): Y N NA

SHORT HOLDS PRESENT (<72 hours): Y N N/A

Lab Tracking #: 2601715

Samples received via: FEDEX UPS Client Courier Pace Courier

Lab Sample Temperature Info:

Temp Blank Received: Y N NA

Therm ID#: 92T064

Cooler 1 Temp Upon Receipt: 0.1 oC

Cooler 1 Therm Corr. Factor: 0 oC

Cooler 1 Corrected Temp: 0.1 oC

Comments:

Trip Blank Received: Y N NA

HCl MeOH TSP Other

Non Conformance(s): YES / NO

Page: _____ of: _____

| Relinquished by/Company: (Signature) | Date/Time: | Received by/Company: (Signature) | Date/Time: |
|---|---|---|---|
| Matt T. / Apex | 1-11-22 / 1240 | KH Pace HVL | 1/11/22 1240 |
| Relinquished by/Company: (Signature) | Date/Time: | Received by/Company: (Signature) | Date/Time: |
| Relinquished by/Company: (Signature) | Date/Time: | Received by/Company: (Signature) | Date/Time: |

MTJL LAB USE ONLY

Table #:

Acctnum:

Template:

Prelogin:

PM:

PB:

| Pace Analytical® | Document Name: Bottle Identification Form (BIF) | Document Issued: November 15, 2021 Page 1 of 1 |
|---|---|---|
| | Document No.: F-CAR-CS-043-Rev.01 | Issuing Authority: Pace Carolinas Quality Office |

***Check mark top half of box if pH and/or dechlorination is verified and within the acceptance range for preservation samples.**

Exceptions: VOA, Coliform, TOC, Oil and Grease, DRO/8015 (water) DOC, LLHg

****Bottom half of box is to list number of bottles**

Project

WO#: 92582060

PM: AMB Due Date: 01/18/22

CLIENT: 92-APEX MOOR

| Matrix | Item# | BP4U-125 mL Plastic Unpreserved (N/A) (Cl-) | BP3U-250 mL Plastic Unpreserved (N/A) | BP2U-500 mL Plastic Unpreserved (N/A) | BP1U-1 liter Plastic Unpreserved (N/A) | BP4S-125 mL Plastic H2SO4 (pH < 2) (Cl-) | BP3N-250 mL plastic HNO3 (pH < 2) | BP4Z-125 mL Plastic ZN Acetate & NaOH (>9) | BP4B-125 mL Plastic NaOH (pH > 12) (Cl-) | WGFU-Wide-mouthed Glass jar Unpreserved | AG1U-1 liter Amber Unpreserved (N/A) (Cl-) | AG1H-1 liter Amber HCl (pH < 2) | AG3U-250 mL Amber Unpreserved (N/A) (Cl-) | AG1S-1 liter Amber H2SO4 (pH < 2) | AG3S-250 mL Amber H2SO4 (pH < 2) | AG3A(DG3A)-250 mL Amber NH4Cl (N/A)(Cl-) | DG9H-40 mL VOA HCl (N/A) | VG9T-40 mL VOA Na2S2O3 (N/A) | VG9U-40 mL VOA Unpreserved (N/A) | DG9P-40 mL VOA H3PO4 (N/A) | VOAK (3 vials per kit)-5035 kit (N/A) | V/GK (3 vials per kit)-VPH/Gas kit (N/A) | SP5T-125 mL Sterile Plastic (N/A – lab) | SP2T-250 mL Sterile Plastic (N/A – lab) | | BP3A-250 mL Plastic (NH2)2SO4 (9.3-9.7) | AG0U-100 mL Amber Unpreserved vials (N/A) | VSGU-20 mL Scintillation vials (N/A) | DG9U-40 mL Amber Unpreserved vials (N/A) |
|---|---|---|---|---|---|---|---|---|---|---|---|---|---|---|---|---|---|---|---|---|---|---|---|---|---|---|---|---|---|---|
| | 1 | | | | | | ✓ | | | | | | | | | | 1 | | | | | | | | | | | | | |
| | 2 | | | | | | ✓ | | | | | | | | | | 1 | | | | | | | | | | | | | |
| | 3 | | | | | | | | | | | | | | | | 2 | | | | | | | | | | | | | |
| | 4 | | | | | | | | | | | | | | | | | | | | | | | | | | | | | |
| | 5 | | | | | | | | | | | | | | | | | | | | | | | | | | | | | |
| | 6 | | | | | | | | | | | | | | | | | | | | | | | | | | | | | |
| | 7 | | | | | | | | | | | | | | | | | | | | | | | | | | | | | |
| | 8 | | | | | | | | | | | | | | | | | | | | | | | | | | | | | |
| | 9 | | | | | | | | | | | | | | | | | | | | | | | | | | | | | |
| | 10 | | | | | | | | | | | | | | | | | | | | | | | | | | | | | |
| | 11 | | | | | | | | | | | | | | | | | | | | | | | | | | | | | |
| | 12 | | | | | | | | | | | | | | | | | | | | | | | | | | | | | |

## pH Adjustment Log for Preserved Samples

| Sample ID | Type of Preservative | pH upon receipt | Date preservation adjusted | Time preservation adjusted | Amount of Preservative added | Lot # |
|---|---|---|---|---|---|---|
| | | | | | | |
| | | | | | | |
| | | | | | | |

Note: Whenever there is a discrepancy affecting North Carolina compliance samples, a copy of this form will be sent to the North Carolina DEHNR Certification Office (i.e. Out of hold, incorrect preservative, out of temp, incorrect containers.

**Pace Analytical Services, LLC**
9800 Kincey Ave. Suite 100
Huntersville, NC 28078
(704)875-9092

January 17, 2022

Alex Testoff
Montrose Environmental Group, Inc.
400 Northridge Rd.
Suite 400
Atlanta, GA 30350

RE: Project: PROJ-002116
Pace Project No.: 92582364

Dear Alex Testoff:

Enclosed are the analytical results for sample(s) received by the laboratory on January 12, 2022. The results relate only to the samples included in this report. Results reported herein conform to the applicable TNI/NELAC Standards and the laboratory's Quality Manual, where applicable, unless otherwise noted in the body of the report.

The test results provided in this final report were generated by each of the following laboratories within the Pace Network:

- Pace Analytical Services - Charlotte

If you have any questions concerning this report, please feel free to contact me.

Sincerely,

Bonnie Vang
bonnie.vang@pacelabs.com
(704)875-9092
Project Manager

Enclosures

cc: Cole Cates, Environmental Planning Specialists, Inc.
J Culbreath, Colonial Pipeline Company
Robert Hughes, Colonial Pipeline Company
Cam Lee, Montrose Environmental Group
Jamie Moran, APEX Companies, LLC
Jeff Morrison, Colonial Pipeline Company
Nicholas Nelson, Montrose Environmental Group, Inc.
Andrew Street, Apex Companies - NC
JM Wyatt, Colonial Pipeline Company

**REPORT OF LABORATORY ANALYSIS**

This report shall not be reproduced, except in full,
without the written consent of Pace Analytical Services, LLC.

**Pace Analytical Services, LLC**
9800 Kincey Ave.  Suite 100
Huntersville, NC 28078
(704)875-9092

## CERTIFICATIONS

Project: PROJ-002116
Pace Project No.: 92582364

**Pace Analytical Services Charlotte**

South Carolina Laboratory ID: 99006
9800 Kincey Ave. Ste 100, Huntersville, NC 28078
North Carolina Drinking Water Certification #: 37706
North Carolina Field Services Certification #: 5342
North Carolina Wastewater Certification #: 12
South Carolina Laboratory ID: 99006
South Carolina Certification #: 99006001
South Carolina Drinking Water Cert. #: 99006003
Florida/NELAP Certification #: E87627
Kentucky UST Certification #: 84
Louisiana DoH Drinking Water #: LA029
Virginia/VELAP Certification #: 460221



This report shall not be reproduced, except in full,
without the written consent of Pace Analytical Services, LLC.

**Pace Analytical Services, LLC**
9800 Kincey Ave. Suite 100
Huntersville, NC 28078
(704)875-9092

## SAMPLE ANALYTE COUNT

Project: PROJ-002116
Pace Project No.: 92582364

| Lab ID | Sample ID | Method | Analysts | Analytes Reported | Laboratory |
|---|---|---|---|---|---|
| **92582364001** | **22012-SW-1** | EPA 5030B/8015C | MAD | 2 | PASI-C |
| | | EPA 8260D | CL | 9 | PASI-C |
| **92582364002** | **22012-SW-2** | EPA 5030B/8015C | MAD | 2 | PASI-C |
| | | EPA 8260D | CL | 9 | PASI-C |
| **92582364003** | **22012-SW-3** | EPA 5030B/8015C | MAD | 2 | PASI-C |
| | | EPA 8260D | CL | 9 | PASI-C |
| **92582364004** | **22012-SW-4** | EPA 5030B/8015C | MAD | 2 | PASI-C |
| | | EPA 8260D | CL | 9 | PASI-C |
| **92582364005** | **22012-SW-5** | EPA 5030B/8015C | MAD | 2 | PASI-C |
| | | EPA 8260D | CL | 9 | PASI-C |
| **92582364006** | **22012-SW-DUP** | EPA 5030B/8015C | MAD | 2 | PASI-C |
| | | EPA 8260D | CL | 9 | PASI-C |
| **92582364007** | **22012-SW-7** | EPA 5030B/8015C | MAD | 2 | PASI-C |
| | | EPA 8260D | CL | 9 | PASI-C |
| **92582364008** | **22012-TRIP BLANK** | EPA 8260D | CL | 9 | PASI-C |

PASI-C = Pace Analytical Services - Charlotte



This report shall not be reproduced, except in full,
without the written consent of Pace Analytical Services, LLC.

**Pace Analytical Services, LLC**
9800 Kincey Ave. Suite 100
Huntersville, NC 28078
(704)875-9092

## ANALYTICAL RESULTS

Project: PROJ-002116
Pace Project No.: 92582364

**Sample: 22012-SW-1** **Lab ID: 92582364001** Collected: 01/12/22 13:10 Received: 01/12/22 14:40 Matrix: Water

| Parameters | Results | Units | Report Limit | DF | Prepared | Analyzed | CAS No. | Qual |
|---|---|---|---|---|---|---|---|---|
| **Gasoline Range Organics** | Analytical Method: EPA 5030B/8015C<br>Pace Analytical Services - Charlotte | | | | | | | |
| Gas Range Organics (C6-C10) | ND | mg/L | 0.080 | 1 | | 01/13/22 15:28 | | |
| ***Surrogates*** | | | | | | | | |
| 4-Bromofluorobenzene (S) | 90 | % | 70-130 | 1 | | 01/13/22 15:28 | 460-00-4 | |
| **8260D MSV Low Level** | Analytical Method: EPA 8260D<br>Pace Analytical Services - Charlotte | | | | | | | |
| Benzene | ND | ug/L | 1.0 | 1 | | 01/13/22 16:41 | 71-43-2 | |
| Ethylbenzene | ND | ug/L | 1.0 | 1 | | 01/13/22 16:41 | 100-41-4 | |
| Toluene | ND | ug/L | 1.0 | 1 | | 01/13/22 16:41 | 108-88-3 | |
| Xylene (Total) | ND | ug/L | 1.0 | 1 | | 01/13/22 16:41 | 1330-20-7 | |
| m&p-Xylene | ND | ug/L | 2.0 | 1 | | 01/13/22 16:41 | 179601-23-1 | |
| o-Xylene | ND | ug/L | 1.0 | 1 | | 01/13/22 16:41 | 95-47-6 | |
| ***Surrogates*** | | | | | | | | |
| 4-Bromofluorobenzene (S) | 101 | % | 70-130 | 1 | | 01/13/22 16:41 | 460-00-4 | |
| 1,2-Dichloroethane-d4 (S) | 96 | % | 70-130 | 1 | | 01/13/22 16:41 | 17060-07-0 | |
| Toluene-d8 (S) | 103 | % | 70-130 | 1 | | 01/13/22 16:41 | 2037-26-5 | |



This report shall not be reproduced, except in full,
without the written consent of Pace Analytical Services, LLC.

**Pace Analytical Services, LLC**
9800 Kincey Ave. Suite 100
Huntersville, NC 28078
(704)875-9092

## ANALYTICAL RESULTS

Project: PROJ-002116
Pace Project No.: 92582364

**Sample: 22012-SW-2** **Lab ID: 92582364002** Collected: 01/12/22 12:55 Received: 01/12/22 14:40 Matrix: Water

| Parameters | Results | Units | Report Limit | DF | Prepared | Analyzed | CAS No. | Qual |
|---|---|---|---|---|---|---|---|---|
| **Gasoline Range Organics** | Analytical Method: EPA 5030B/8015C<br>Pace Analytical Services - Charlotte | | | | | | | |
| Gas Range Organics (C6-C10) | ND | mg/L | 0.080 | 1 | | 01/13/22 15:56 | | |
| ***Surrogates*** | | | | | | | | |
| 4-Bromofluorobenzene (S) | 90 | % | 70-130 | 1 | | 01/13/22 15:56 | 460-00-4 | |
| **8260D MSV Low Level** | Analytical Method: EPA 8260D<br>Pace Analytical Services - Charlotte | | | | | | | |
| Benzene | ND | ug/L | 1.0 | 1 | | 01/13/22 16:59 | 71-43-2 | |
| Ethylbenzene | ND | ug/L | 1.0 | 1 | | 01/13/22 16:59 | 100-41-4 | |
| Toluene | ND | ug/L | 1.0 | 1 | | 01/13/22 16:59 | 108-88-3 | |
| Xylene (Total) | ND | ug/L | 1.0 | 1 | | 01/13/22 16:59 | 1330-20-7 | |
| m&p-Xylene | ND | ug/L | 2.0 | 1 | | 01/13/22 16:59 | 179601-23-1 | |
| o-Xylene | ND | ug/L | 1.0 | 1 | | 01/13/22 16:59 | 95-47-6 | |
| ***Surrogates*** | | | | | | | | |
| 4-Bromofluorobenzene (S) | 101 | % | 70-130 | 1 | | 01/13/22 16:59 | 460-00-4 | |
| 1,2-Dichloroethane-d4 (S) | 95 | % | 70-130 | 1 | | 01/13/22 16:59 | 17060-07-0 | |
| Toluene-d8 (S) | 103 | % | 70-130 | 1 | | 01/13/22 16:59 | 2037-26-5 | |

## REPORT OF LABORATORY ANALYSIS

This report shall not be reproduced, except in full,
without the written consent of Pace Analytical Services, LLC.

**Pace Analytical Services, LLC**
9800 Kincey Ave. Suite 100
Huntersville, NC 28078
(704)875-9092

## ANALYTICAL RESULTS

Project: PROJ-002116
Pace Project No.: 92582364

**Sample: 22012-SW-3** **Lab ID: 92582364003** Collected: 01/12/22 12:45 Received: 01/12/22 14:40 Matrix: Water

| Parameters | Results | Units | Report Limit | DF | Prepared | Analyzed | CAS No. | Qual |
|---|---|---|---|---|---|---|---|---|
| **Gasoline Range Organics** | Analytical Method: EPA 5030B/8015C<br>Pace Analytical Services - Charlotte | | | | | | | |
| Gas Range Organics (C6-C10) | ND | mg/L | 0.080 | 1 | | 01/13/22 16:25 | | |
| ***Surrogates*** | | | | | | | | |
| 4-Bromofluorobenzene (S) | 89 | % | 70-130 | 1 | | 01/13/22 16:25 | 460-00-4 | |
| **8260D MSV Low Level** | Analytical Method: EPA 8260D<br>Pace Analytical Services - Charlotte | | | | | | | |
| Benzene | ND | ug/L | 1.0 | 1 | | 01/13/22 17:17 | 71-43-2 | |
| Ethylbenzene | ND | ug/L | 1.0 | 1 | | 01/13/22 17:17 | 100-41-4 | |
| Toluene | ND | ug/L | 1.0 | 1 | | 01/13/22 17:17 | 108-88-3 | |
| Xylene (Total) | ND | ug/L | 1.0 | 1 | | 01/13/22 17:17 | 1330-20-7 | |
| m&p-Xylene | ND | ug/L | 2.0 | 1 | | 01/13/22 17:17 | 179601-23-1 | |
| o-Xylene | ND | ug/L | 1.0 | 1 | | 01/13/22 17:17 | 95-47-6 | |
| ***Surrogates*** | | | | | | | | |
| 4-Bromofluorobenzene (S) | 100 | % | 70-130 | 1 | | 01/13/22 17:17 | 460-00-4 | |
| 1,2-Dichloroethane-d4 (S) | 94 | % | 70-130 | 1 | | 01/13/22 17:17 | 17060-07-0 | |
| Toluene-d8 (S) | 103 | % | 70-130 | 1 | | 01/13/22 17:17 | 2037-26-5 | |

## REPORT OF LABORATORY ANALYSIS

This report shall not be reproduced, except in full,
without the written consent of Pace Analytical Services, LLC.

**Pace Analytical Services, LLC**
9800 Kincey Ave. Suite 100
Huntersville, NC 28078
(704)875-9092

## ANALYTICAL RESULTS

Project: PROJ-002116
Pace Project No.: 92582364

**Sample: 22012-SW-4** **Lab ID: 92582364004** Collected: 01/12/22 13:20 Received: 01/12/22 14:40 Matrix: Water

| Parameters | Results | Units | Report Limit | DF | Prepared | Analyzed | CAS No. | Qual |
|---|---|---|---|---|---|---|---|---|
| **Gasoline Range Organics** | Analytical Method: EPA 5030B/8015C<br>Pace Analytical Services - Charlotte | | | | | | | |
| Gas Range Organics (C6-C10) | ND | mg/L | 0.080 | 1 | | 01/13/22 16:53 | | |
| ***Surrogates*** | | | | | | | | |
| 4-Bromofluorobenzene (S) | 85 | % | 70-130 | 1 | | 01/13/22 16:53 | 460-00-4 | |
| **8260D MSV Low Level** | Analytical Method: EPA 8260D<br>Pace Analytical Services - Charlotte | | | | | | | |
| Benzene | ND | ug/L | 1.0 | 1 | | 01/13/22 17:35 | 71-43-2 | |
| Ethylbenzene | ND | ug/L | 1.0 | 1 | | 01/13/22 17:35 | 100-41-4 | |
| Toluene | ND | ug/L | 1.0 | 1 | | 01/13/22 17:35 | 108-88-3 | |
| Xylene (Total) | ND | ug/L | 1.0 | 1 | | 01/13/22 17:35 | 1330-20-7 | |
| m&p-Xylene | ND | ug/L | 2.0 | 1 | | 01/13/22 17:35 | 179601-23-1 | |
| o-Xylene | ND | ug/L | 1.0 | 1 | | 01/13/22 17:35 | 95-47-6 | |
| ***Surrogates*** | | | | | | | | |
| 4-Bromofluorobenzene (S) | 99 | % | 70-130 | 1 | | 01/13/22 17:35 | 460-00-4 | |
| 1,2-Dichloroethane-d4 (S) | 96 | % | 70-130 | 1 | | 01/13/22 17:35 | 17060-07-0 | |
| Toluene-d8 (S) | 102 | % | 70-130 | 1 | | 01/13/22 17:35 | 2037-26-5 | |

## REPORT OF LABORATORY ANALYSIS

This report shall not be reproduced, except in full,
without the written consent of Pace Analytical Services, LLC.

**Pace Analytical Services, LLC**
9800 Kincey Ave. Suite 100
Huntersville, NC 28078
(704)875-9092

## ANALYTICAL RESULTS

Project: PROJ-002116
Pace Project No.: 92582364

**Sample: 22012-SW-5** **Lab ID: 92582364005** Collected: 01/12/22 13:40 Received: 01/12/22 14:40 Matrix: Water

| Parameters | Results | Units | Report Limit | DF | Prepared | Analyzed | CAS No. | Qual |
|---|---|---|---|---|---|---|---|---|
| **Gasoline Range Organics** | Analytical Method: EPA 5030B/8015C<br>Pace Analytical Services - Charlotte | | | | | | | |
| Gas Range Organics (C6-C10) | ND | mg/L | 0.080 | 1 | | 01/13/22 17:21 | | |
| ***Surrogates*** | | | | | | | | |
| 4-Bromofluorobenzene (S) | 87 | % | 70-130 | 1 | | 01/13/22 17:21 | 460-00-4 | |
| **8260D MSV Low Level** | Analytical Method: EPA 8260D<br>Pace Analytical Services - Charlotte | | | | | | | |
| Benzene | ND | ug/L | 1.0 | 1 | | 01/13/22 17:53 | 71-43-2 | |
| Ethylbenzene | ND | ug/L | 1.0 | 1 | | 01/13/22 17:53 | 100-41-4 | |
| Toluene | ND | ug/L | 1.0 | 1 | | 01/13/22 17:53 | 108-88-3 | |
| Xylene (Total) | ND | ug/L | 1.0 | 1 | | 01/13/22 17:53 | 1330-20-7 | |
| m&p-Xylene | ND | ug/L | 2.0 | 1 | | 01/13/22 17:53 | 179601-23-1 | |
| o-Xylene | ND | ug/L | 1.0 | 1 | | 01/13/22 17:53 | 95-47-6 | |
| ***Surrogates*** | | | | | | | | |
| 4-Bromofluorobenzene (S) | 100 | % | 70-130 | 1 | | 01/13/22 17:53 | 460-00-4 | |
| 1,2-Dichloroethane-d4 (S) | 97 | % | 70-130 | 1 | | 01/13/22 17:53 | 17060-07-0 | |
| Toluene-d8 (S) | 101 | % | 70-130 | 1 | | 01/13/22 17:53 | 2037-26-5 | |

## REPORT OF LABORATORY ANALYSIS

This report shall not be reproduced, except in full,
without the written consent of Pace Analytical Services, LLC.

**Pace Analytical Services, LLC**
9800 Kincey Ave. Suite 100
Huntersville, NC 28078
(704)875-9092

## ANALYTICAL RESULTS

Project: PROJ-002116
Pace Project No.: 92582364

**Sample: 22012-SW-DUP** **Lab ID: 92582364006** Collected: 01/12/22 12:00 Received: 01/12/22 14:40 Matrix: Water

| Parameters | Results | Units | Report Limit | DF | Prepared | Analyzed | CAS No. | Qual |
|---|---|---|---|---|---|---|---|---|
| **Gasoline Range Organics** | Analytical Method: EPA 5030B/8015C<br>Pace Analytical Services - Charlotte | | | | | | | |
| Gas Range Organics (C6-C10) | ND | mg/L | 0.080 | 1 | | 01/13/22 17:49 | | |
| ***Surrogates*** | | | | | | | | |
| 4-Bromofluorobenzene (S) | 89 | % | 70-130 | 1 | | 01/13/22 17:49 | 460-00-4 | |
| **8260D MSV Low Level** | Analytical Method: EPA 8260D<br>Pace Analytical Services - Charlotte | | | | | | | |
| Benzene | ND | ug/L | 1.0 | 1 | | 01/13/22 18:12 | 71-43-2 | |
| Ethylbenzene | ND | ug/L | 1.0 | 1 | | 01/13/22 18:12 | 100-41-4 | |
| Toluene | ND | ug/L | 1.0 | 1 | | 01/13/22 18:12 | 108-88-3 | |
| Xylene (Total) | ND | ug/L | 1.0 | 1 | | 01/13/22 18:12 | 1330-20-7 | |
| m&p-Xylene | ND | ug/L | 2.0 | 1 | | 01/13/22 18:12 | 179601-23-1 | |
| o-Xylene | ND | ug/L | 1.0 | 1 | | 01/13/22 18:12 | 95-47-6 | |
| ***Surrogates*** | | | | | | | | |
| 4-Bromofluorobenzene (S) | 100 | % | 70-130 | 1 | | 01/13/22 18:12 | 460-00-4 | |
| 1,2-Dichloroethane-d4 (S) | 93 | % | 70-130 | 1 | | 01/13/22 18:12 | 17060-07-0 | |
| Toluene-d8 (S) | 103 | % | 70-130 | 1 | | 01/13/22 18:12 | 2037-26-5 | |

## REPORT OF LABORATORY ANALYSIS

This report shall not be reproduced, except in full,
without the written consent of Pace Analytical Services, LLC.

**Pace Analytical Services, LLC**
9800 Kincey Ave. Suite 100
Huntersville, NC 28078
(704)875-9092

## ANALYTICAL RESULTS

Project: PROJ-002116
Pace Project No.: 92582364

**Sample: 22012-SW-7** **Lab ID: 92582364007** Collected: 01/12/22 14:00 Received: 01/12/22 14:40 Matrix: Water

| Parameters | Results | Units | Report Limit | DF | Prepared | Analyzed | CAS No. | Qual |
|---|---|---|---|---|---|---|---|---|
| **Gasoline Range Organics** | Analytical Method: EPA 5030B/8015C<br>Pace Analytical Services - Charlotte | | | | | | | |
| Gas Range Organics (C6-C10) | ND | mg/L | 0.080 | 1 | | 01/13/22 18:17 | | |
| ***Surrogates*** | | | | | | | | |
| 4-Bromofluorobenzene (S) | 90 | % | 70-130 | 1 | | 01/13/22 18:17 | 460-00-4 | |
| **8260D MSV Low Level** | Analytical Method: EPA 8260D<br>Pace Analytical Services - Charlotte | | | | | | | |
| Benzene | ND | ug/L | 1.0 | 1 | | 01/13/22 18:30 | 71-43-2 | |
| Ethylbenzene | ND | ug/L | 1.0 | 1 | | 01/13/22 18:30 | 100-41-4 | |
| Toluene | ND | ug/L | 1.0 | 1 | | 01/13/22 18:30 | 108-88-3 | |
| Xylene (Total) | ND | ug/L | 1.0 | 1 | | 01/13/22 18:30 | 1330-20-7 | |
| m&p-Xylene | ND | ug/L | 2.0 | 1 | | 01/13/22 18:30 | 179601-23-1 | |
| o-Xylene | ND | ug/L | 1.0 | 1 | | 01/13/22 18:30 | 95-47-6 | |
| ***Surrogates*** | | | | | | | | |
| 4-Bromofluorobenzene (S) | 100 | % | 70-130 | 1 | | 01/13/22 18:30 | 460-00-4 | |
| 1,2-Dichloroethane-d4 (S) | 96 | % | 70-130 | 1 | | 01/13/22 18:30 | 17060-07-0 | |
| Toluene-d8 (S) | 103 | % | 70-130 | 1 | | 01/13/22 18:30 | 2037-26-5 | |



This report shall not be reproduced, except in full,
without the written consent of Pace Analytical Services, LLC.

**Pace Analytical Services, LLC**
9800 Kincey Ave. Suite 100
Huntersville, NC 28078
(704)875-9092

## ANALYTICAL RESULTS

Project: PROJ-002116
Pace Project No.: 92582364

**Sample: 22012-TRIP BLANK** **Lab ID: 92582364008** Collected: 01/12/22 00:00 Received: 01/12/22 14:40 Matrix: Water

| Parameters | Results | Units | Report Limit | DF | Prepared | Analyzed | CAS No. | Qual |
|---|---|---|---|---|---|---|---|---|
| **8260D MSV Low Level** | Analytical Method: EPA 8260D<br>Pace Analytical Services - Charlotte | | | | | | | |
| Benzene | ND | ug/L | 1.0 | 1 | | 01/13/22 14:52 | 71-43-2 | |
| Ethylbenzene | ND | ug/L | 1.0 | 1 | | 01/13/22 14:52 | 100-41-4 | |
| Toluene | ND | ug/L | 1.0 | 1 | | 01/13/22 14:52 | 108-88-3 | |
| Xylene (Total) | ND | ug/L | 1.0 | 1 | | 01/13/22 14:52 | 1330-20-7 | |
| m&p-Xylene | ND | ug/L | 2.0 | 1 | | 01/13/22 14:52 | 179601-23-1 | |
| o-Xylene | ND | ug/L | 1.0 | 1 | | 01/13/22 14:52 | 95-47-6 | |
| ***Surrogates*** | | | | | | | | |
| 4-Bromofluorobenzene (S) | 101 | % | 70-130 | 1 | | 01/13/22 14:52 | 460-00-4 | |
| 1,2-Dichloroethane-d4 (S) | 96 | % | 70-130 | 1 | | 01/13/22 14:52 | 17060-07-0 | |
| Toluene-d8 (S) | 104 | % | 70-130 | 1 | | 01/13/22 14:52 | 2037-26-5 | |



This report shall not be reproduced, except in full,
without the written consent of Pace Analytical Services, LLC.

**Pace Analytical Services, LLC**
9800 Kincey Ave. Suite 100
Huntersville, NC 28078
(704)875-9092

## QUALITY CONTROL DATA

Project: PROJ-002116
Pace Project No.: 92582364

QC Batch: 671518 | Analysis Method: EPA 5030B/8015C
QC Batch Method: EPA 5030B/8015C | Analysis Description: Gasoline Range Organics
Laboratory: Pace Analytical Services - Charlotte
Associated Lab Samples: 92582364001, 92582364002, 92582364003, 92582364004, 92582364005, 92582364006, 92582364007

METHOD BLANK: 3515871 Matrix: Water
Associated Lab Samples: 92582364001, 92582364002, 92582364003, 92582364004, 92582364005, 92582364006, 92582364007

| Parameter | Units | Blank Result | Reporting Limit | Analyzed | Qualifiers |
|---|---|---|---|---|---|
| Gas Range Organics (C6-C10) | mg/L | ND | 0.080 | 01/13/22 11:16 | |
| 4-Bromofluorobenzene (S) | % | 90 | 70-130 | 01/13/22 11:16 | |

LABORATORY CONTROL SAMPLE: 3515872

| Parameter | Units | Spike Conc. | LCS Result | LCS % Rec | % Rec Limits | Qualifiers |
|---|---|---|---|---|---|---|
| Gas Range Organics (C6-C10) | mg/L | 1 | 0.97 | 97 | 70-130 | |
| 4-Bromofluorobenzene (S) | % | | | 93 | 70-130 | |

MATRIX SPIKE SAMPLE: 3515874

| Parameter | Units | 92582368002 Result | Spike Conc. | MS Result | MS % Rec | % Rec Limits | Qualifiers |
|---|---|---|---|---|---|---|---|
| Gas Range Organics (C6-C10) | mg/L | ND | 1 | 0.97 | 97 | 68-145 | |
| 4-Bromofluorobenzene (S) | % | | | | 90 | 70-130 | |

SAMPLE DUPLICATE: 3515873

| Parameter | Units | 92582368001 Result | Dup Result | RPD | Qualifiers |
|---|---|---|---|---|---|
| Gas Range Organics (C6-C10) | mg/L | ND | ND | | |
| 4-Bromofluorobenzene (S) | % | 88 | 86 | | |

**Results presented on this page are in the units indicated by the "Units" column except where an alternate unit is presented to the right of the result.**

## REPORT OF LABORATORY ANALYSIS

This report shall not be reproduced, except in full,
without the written consent of Pace Analytical Services, LLC.

Pace Analytical Services, LLC
9800 Kincey Ave. Suite 100
Huntersville, NC 28078
(704)875-9092

## QUALITY CONTROL DATA

Project: PROJ-002116
Pace Project No.: 92582364

QC Batch: 671404
QC Batch Method: EPA 8260D
Analysis Method: EPA 8260D
Analysis Description: 8260D MSV Low Level
Laboratory: Pace Analytical Services - Charlotte
Associated Lab Samples: 92582364001, 92582364002, 92582364003, 92582364004, 92582364005, 92582364006, 92582364007, 92582364008

METHOD BLANK: 3515476 Matrix: Water
Associated Lab Samples: 92582364001, 92582364002, 92582364003, 92582364004, 92582364005, 92582364006, 92582364007, 92582364008

| Parameter | Units | Blank Result | Reporting Limit | Analyzed | Qualifiers |
|---|---|---|---|---|---|
| Benzene | ug/L | ND | 1.0 | 01/13/22 14:34 | |
| Ethylbenzene | ug/L | ND | 1.0 | 01/13/22 14:34 | |
| m&p-Xylene | ug/L | ND | 2.0 | 01/13/22 14:34 | |
| o-Xylene | ug/L | ND | 1.0 | 01/13/22 14:34 | |
| Toluene | ug/L | ND | 1.0 | 01/13/22 14:34 | |
| Xylene (Total) | ug/L | ND | 1.0 | 01/13/22 14:34 | |
| 1,2-Dichloroethane-d4 (S) | % | 99 | 70-130 | 01/13/22 14:34 | |
| 4-Bromofluorobenzene (S) | % | 99 | 70-130 | 01/13/22 14:34 | |
| Toluene-d8 (S) | % | 104 | 70-130 | 01/13/22 14:34 | |

LABORATORY CONTROL SAMPLE: 3515477

| Parameter | Units | Spike Conc. | LCS Result | LCS % Rec | % Rec Limits | Qualifiers |
|---|---|---|---|---|---|---|
| Benzene | ug/L | 50 | 46.2 | 92 | 70-130 | |
| Ethylbenzene | ug/L | 50 | 47.6 | 95 | 70-130 | |
| m&p-Xylene | ug/L | 100 | 96.3 | 96 | 70-130 | |
| o-Xylene | ug/L | 50 | 46.8 | 94 | 70-130 | |
| Toluene | ug/L | 50 | 45.8 | 92 | 70-130 | |
| Xylene (Total) | ug/L | 150 | 143 | 95 | 70-130 | |
| 1,2-Dichloroethane-d4 (S) | % | | | 96 | 70-130 | |
| 4-Bromofluorobenzene (S) | % | | | 101 | 70-130 | |
| Toluene-d8 (S) | % | | | 98 | 70-130 | |

MATRIX SPIKE & MATRIX SPIKE DUPLICATE: 3515478 3515479

| Parameter | Units | 92582364007 Result | MS Spike Conc. | MSD Spike Conc. | MS Result | MSD Result | MS % Rec | MSD % Rec | % Rec Limits | RPD | Qual |
|---|---|---|---|---|---|---|---|---|---|---|---|
| Benzene | ug/L | ND | 20 | 20 | 23.7 | 21.4 | 118 | 107 | 67-150 | 10 | |
| Ethylbenzene | ug/L | ND | 20 | 20 | 25.8 | 22.3 | 129 | 111 | 68-143 | 15 | |
| m&p-Xylene | ug/L | ND | 40 | 40 | 51.9 | 45.1 | 130 | 113 | 53-157 | 14 | |
| o-Xylene | ug/L | ND | 20 | 20 | 25.2 | 21.9 | 126 | 110 | 68-143 | 14 | |
| Toluene | ug/L | ND | 20 | 20 | 23.6 | 21.0 | 118 | 105 | 47-157 | 12 | |
| Xylene (Total) | ug/L | ND | 60 | 60 | 77.1 | 67.0 | 129 | 112 | 66-145 | 14 | |
| 1,2-Dichloroethane-d4 (S) | % | | | | | | 83 | 86 | 70-130 | | |
| 4-Bromofluorobenzene (S) | % | | | | | | 102 | 98 | 70-130 | | |
| Toluene-d8 (S) | % | | | | | | 96 | 96 | 70-130 | | |

**Results presented on this page are in the units indicated by the "Units" column except where an alternate unit is presented to the right of the result.**

## REPORT OF LABORATORY ANALYSIS

This report shall not be reproduced, except in full,
without the written consent of Pace Analytical Services, LLC.

**Pace Analytical Services, LLC**
9800 Kincey Ave. Suite 100
Huntersville, NC 28078
(704)875-9092

# QUALIFIERS

Project: PROJ-002116
Pace Project No.: 92582364

**DEFINITIONS**

DF - Dilution Factor, if reported, represents the factor applied to the reported data due to dilution of the sample aliquot.

ND - Not Detected at or above adjusted reporting limit.

TNTC - Too Numerous To Count

J - Estimated concentration above the adjusted method detection limit and below the adjusted reporting limit.

MDL - Adjusted Method Detection Limit.

PQL - Practical Quantitation Limit.

RL - Reporting Limit - The lowest concentration value that meets project requirements for quantitative data with known precision and bias for a specific analyte in a specific matrix.

S - Surrogate

1,2-Diphenylhydrazine decomposes to and cannot be separated from Azobenzene using Method 8270. The result for each analyte is a combined concentration.

Consistent with EPA guidelines, unrounded data are displayed and have been used to calculate % recovery and RPD values.

LCS(D) - Laboratory Control Sample (Duplicate)

MS(D) - Matrix Spike (Duplicate)

DUP - Sample Duplicate

RPD - Relative Percent Difference

NC - Not Calculable.

SG - Silica Gel - Clean-Up

U - Indicates the compound was analyzed for, but not detected.

Acid preservation may not be appropriate for 2 Chloroethylvinyl ether.

A separate vial preserved to a pH of 4-5 is recommended in SW846 Chapter 4 for the analysis of Acrolein and Acrylonitrile by EPA Method 8260.

N-Nitrosodiphenylamine decomposes and cannot be separated from Diphenylamine using Method 8270. The result reported for each analyte is a combined concentration.

Reported results are not rounded until the final step prior to reporting. Therefore, calculated parameters that are typically reported as "Total" may vary slightly from the sum of the reported component parameters.

Pace Analytical is TNI accredited. Contact your Pace PM for the current list of accredited analytes.

TNI - The NELAC Institute.



This report shall not be reproduced, except in full,
without the written consent of Pace Analytical Services, LLC.

**Pace Analytical Services, LLC**
9800 Kincey Ave. Suite 100
Huntersville, NC 28078
(704)875-9092

## QUALITY CONTROL DATA CROSS REFERENCE TABLE

Project: PROJ-002116
Pace Project No.: 92582364

| Lab ID | Sample ID | QC Batch Method | QC Batch | Analytical Method | Analytical Batch |
|---|---|---|---|---|---|
| **92582364001** | **22012-SW-1** | EPA 5030B/8015C | 671518 | | |
| **92582364002** | **22012-SW-2** | EPA 5030B/8015C | 671518 | | |
| **92582364003** | **22012-SW-3** | EPA 5030B/8015C | 671518 | | |
| **92582364004** | **22012-SW-4** | EPA 5030B/8015C | 671518 | | |
| **92582364005** | **22012-SW-5** | EPA 5030B/8015C | 671518 | | |
| **92582364006** | **22012-SW-DUP** | EPA 5030B/8015C | 671518 | | |
| **92582364007** | **22012-SW-7** | EPA 5030B/8015C | 671518 | | |
| **92582364001** | **22012-SW-1** | EPA 8260D | 671404 | | |
| **92582364002** | **22012-SW-2** | EPA 8260D | 671404 | | |
| **92582364003** | **22012-SW-3** | EPA 8260D | 671404 | | |
| **92582364004** | **22012-SW-4** | EPA 8260D | 671404 | | |
| **92582364005** | **22012-SW-5** | EPA 8260D | 671404 | | |
| **92582364006** | **22012-SW-DUP** | EPA 8260D | 671404 | | |
| **92582364007** | **22012-SW-7** | EPA 8260D | 671404 | | |
| **92582364008** | **22012-TRIP BLANK** | EPA 8260D | 671404 | | |



This report shall not be reproduced, except in full,
without the written consent of Pace Analytical Services, LLC.

Pace Analytical

# CHAIN-OF-CUSTODY Analytical Request Document

Chain-of-Custody is a LEGAL DOCUMENT - Complete all relevent fields

**WO# : 92582364**

92582364

ist Pace Workorder Number or
re

**AB USE ONLY**

Lab Project Manager:

| | |
|---|---|
| Company: Montrose | Billing Information: 400 Northridge Rd Sandy Springs, GA 30350 |
| Address: | |
| Report To: Jricolette@montrose-env.com atestoff@montrose-env.com | Email To: clee@montrose-env.com |
| Copy To: ctcates@montrose-env.com | Site Collection Info/Address: |
| Customer Project Name/Number: Proj - 002116 | State: NO' County/City: Huntersville Time Zone Collected: [ ] PT [ ] MT [ ] CT [✓] ET |
| Phone: Email: | Site/Facility ID #: Compliance Monitoring? [ ] Yes [ ] No |
| Collected By (print): Cole Cates | Purchase Order #: Quote #: DW PWS ID #: DW Location Code: |
| Collected By (signature): [signature] | Turnaround Date Required: Immediately Packed on Ice: [✓] Yes [ ] No |
| Sample Disposal: [ ] Dispose as appropriate [ ] Return [ ] Archive: ____ [ ] Hold: ____ | Rush: [ ] Same Day [ ] Next Day [ ] 2 Day [ ] 3 Day [ ] 4 Day [✓] 5 Day (Expedite Charges Apply) Field Filtered (if applicable): [ ] Yes [ ] No Analysis: ____ |

** Preservative Types: (1) nitric acid, (2) sulfuric acid, (3) hydrochloric acid, (4) sodium hydroxide, (5) zinc acetate, (6) methanol, (7) sodium bisulfate, (8) sodium thiosulfate, (9) hexane, (A) ascorbic acid, (B) ammonium sulfate, (C) ammonium hydroxide, (D) TSP, (U) Unpreserved, (O) Other ____

* Matrix Codes (Insert in Matrix box below): Drinking Water (DW), Ground Water (GW), Wastewater (WW), Product (P), Soil/Solid (SL), Oil (OL), Wipe (WP), Air (AR), Tissue (TS), Bioassay (B), Vapor (V), Other (OT)

Analyses

Lab Profile/Line:

Lab Sample Receipt Checklist:

| | |
|---|---|
| Custody Seals Present/Intact | Y N NA |
| Custody Signatures Present | Y N NA |
| Collector Signature Present | Y N NA |
| Bottles Intact | Y N NA |
| Correct Bottles | Y N NA |
| Sufficient Volume | Y N NA |
| Samples Received on Ice | Y N NA |
| VOA - Headspace Acceptable | Y N NA |
| USDA Regulated Soils | Y N NA |
| Samples in Holding Time | Y N NA |
| Residual Chlorine Present | Y N NA |
| Cl Strips: ____ | |
| Sample pH Acceptable | Y N NA |
| pH Strips: ____ | |
| Sulfide Present | Y N NA |
| Lead Acetate Strips: ____ | |

LAB USE ONLY:
Lab Sample # / Comments:

| Customer Sample ID | Matrix * | Comp / Grab | Collected (or Composite Start) Date | Time | Composite End Date | Time | Res Cl | # of Ctns | BTEX | TPH-GRO | | | | | | | | Lab Sample # / Comments: 92582364 |
|---|---|---|---|---|---|---|---|---|---|---|---|---|---|---|---|---|---|---|
| 22012-SW-1 | SW | G | 1/12/22 | 13:10 | | | | 6 | X | X | | | | | | | | 001 |
| 22012-SW-2 | SW | G | 1/12/22 | 12:55 | | | | 6 | X | X | | | | | | | | 002 |
| 22012-SW-3 | SW | G | 1/12/22 | 12:45 | | | | 6 | X | X | | | | | | | | 003 |
| 22012-SW-4 | SW | G | 1/12/22 | 13:20 | | | | 6 | X | X | | | | | | | | 004 |
| 22012-SW-5 | SW | G | 1/12/22 | 13:40 | | | | 6 | X | X | | | | | | | | 005 |
| 22012-SW-QVP | SW | G | 1/12/22 | 12:00 | | | | 6 | X | X | | | | | | | | 006 |
| 22012-SW-7 | SW | G | 1/12/22 | 14:00 | | | | 6 | X | X | | | | | | | | 007 |
| 22012-Trip Blank | W | Lab | 1/12/22 | LAB | | | | 2 | X | | | | | | | | | 008 |

Customer Remarks / Special Conditions / Possible Hazards:
SW = Surface Water
G = Grab

Type of Ice Used: Wet Blue Dry None

Packing Material Used: BB

Radchem sample(s) screened (<500 cpm): Y N NA

SHORT HOLDS PRESENT (<72 hours): Y N N/A

Lab Tracking #: 2683278

Samples received via: FEDEX UPS Client Courier Pace Courier

Lab Sample Temperature Info:
Temp Blank Received: Y N NA
Therm ID#: 92-T064
Cooler 1 Temp Upon Receipt: 1.6 oC
Cooler 1 Therm Corr. Factor: 0 oC
Cooler 1 Corrected Temp: 1.6 oC
Comments:

| Relinquished by/Company: (Signature) | Date/Time: | Received by/Company: (Signature) | Date/Time: |
|---|---|---|---|
| Cole Cates / Montrose | 1/12/22 14:40 | [signature] Pace HU | 1/12/22 14:40 |
| Relinquished by/Company: (Signature) | Date/Time: | Received by/Company: (Signature) | Date/Time: |
| Relinquished by/Company: (Signature) | Date/Time: | Received by/Company: (Signature) | Date/Time: |

MTJL LAB USE ONLY
Table #:
Acctnum:
Template:
Prelogin:
PM:
PB:

Trip Blank Received: Y N NA
HCL MeOH TSP Other

Non Conformance(s): YES / NO

Page: 1 of: 1

| Pace Analytical® | Document Name: Sample Condition Upon Receipt (SCUR) | Document Revised: November 15, 2021 Page 2 of 2 |
|---|---|---|
| | Document No.: F-CAR-CS-033-Rev.08 | Issuing Authority: Pace Carolinas Quality Office |

***Check mark top half of box if pH and/or dechlorination is verified and within the acceptance range for preservation samples.**

Exceptions: VOA, Coliform, TOC, Oil and Grease, DRO/8015 (water) DOC, LLHg

****Bottom half of box is to list number of bottles**

Project # WO#: 92582364

PM: BV Due Date: 01/18/22

CLIENT: 92-MontEnvGr

| Item# | BP4U-125 mL Plastic Unpreserved (N/A) (Cl-) | BP3U-250 mL Plastic Unpreserved (N/A) | BP2U-500 mL Plastic Unpreserved (N/A) | BP1U-1 liter Plastic Unpreserved (N/A) | BP4S-125 mL Plastic H2SO4 (pH < 2) (Cl-) | BP3N-250 mL plastic HNO3 (pH < 2) | BP4Z-125 mL Plastic ZN Acetate & NaOH (>9) | BP4B-125 mL Plastic NaOH (pH > 12) (Cl-) | WGFU-Wide-mouthed Glass Jar Unpreserved | AG1U-1 liter Amber Unpreserved (N/A) (Cl-) | AG1H-1 liter Amber HCl (pH < 2) | AG3U-250 mL Amber Unpreserved (N/A) (Cl-) | AG1S-1 liter Amber H2SO4 (pH < 2) | AG3S-250 mL Amber H2SO4 (pH < 2) | AG3A(DG3A)-250 mL Amber NH4Cl (N/A)(Cl-) | DG9H-40 mL VOA HCl (N/A) | VG9T-40 mL VOA Na2S2O3 (N/A) | VG9U-40 mL VOA Unpreserved (N/A) | DG9P-40 mL VOA H3PO4 (N/A) | VOAK (3 vials per kit)-5035 kit (N/A) | V/GK (3 vials per kit)-VPH/Gas kit (N/A) | SP5T-125 mL Sterile Plastic (N/A – lab) | SP2T-250 mL Sterile Plastic (N/A – lab) | | BP3A-250 mL Plastic (NH2)2SO4 (9.3-9.7) | AG0U-100 mL Amber Unpreserved vials (N/A) | VSGU-20 mL Scintillation vials (N/A) | DG9U-40 mL Amber Unpreserved vials (N/A) |
|---|---|---|---|---|---|---|---|---|---|---|---|---|---|---|---|---|---|---|---|---|---|---|---|---|---|---|---|---|
| 1 | | | | | | | | | | | | | | | | 6 | | | | | | | | | | | | |
| 2 | | | | | | | | | | | | | | | | 6 | | | | | | | | | | | | |
| 3 | | | | | | | | | | | | | | | | 6 | | | | | | | | | | | | |
| 4 | | | | | | | | | | | | | | | | 6 | | | | | | | | | | | | |
| 5 | | | | | | | | | | | | | | | | 6 | | | | | | | | | | | | |
| 6 | | | | | | | | | | | | | | | | 6 | | | | | | | | | | | | |
| 7 | | | | | | | | | | | | | | | | 2 | | | | | | | | | | | | |
| 8 | | | | | | | | | | | | | | | | | | | | | | | | | | | | |
| 9 | | | | | | | | | | | | | | | | | | | | | | | | | | | | |
| 10 | | | | | | | | | | | | | | | | | | | | | | | | | | | | |
| 11 | | | | | | | | | | | | | | | | | | | | | | | | | | | | |
| 12 | | | | | | | | | | | | | | | | | | | | | | | | | | | | |

**pH Adjustment Log for Preserved Samples**

| Sample ID | Type of Preservative | pH upon receipt | Date preservation adjusted | Time preservation adjusted | Amount of Preservative added | Lot # |
|---|---|---|---|---|---|---|
| | | | | | | |
| | | | | | | |
| | | | | | | |

Note: Whenever there is a discrepancy affecting North Carolina compliance samples, a copy of this form will be sent to the North Carolina DEHNR Certification Office (i.e. Out of hold, incorrect preservative, out of temp, incorrect containers.

**Pace Analytical Services, LLC**
9800 Kincey Ave. Suite 100
Huntersville, NC 28078
(704)875-9092

January 15, 2022

Alex Testoff
Montrose Environmental Group, Inc.
400 Northridge Rd.
Suite 400
Atlanta, GA 30350

RE: Project: PROJ-002116
Pace Project No.: 92582368

Dear Alex Testoff:

Enclosed are the analytical results for sample(s) received by the laboratory on January 12, 2022. The results relate only to the samples included in this report. Results reported herein conform to the applicable TNI/NELAC Standards and the laboratory's Quality Manual, where applicable, unless otherwise noted in the body of the report.

The test results provided in this final report were generated by each of the following laboratories within the Pace Network:

- Pace Analytical Services - Charlotte

If you have any questions concerning this report, please feel free to contact me.

Sincerely,

Bonnie Vang
bonnie.vang@pacelabs.com
(704)875-9092
Project Manager

Enclosures

cc: Cole Cates, Environmental Planning Specialists, Inc.
J Culbreath, Colonial Pipeline Company
Robert Hughes, Colonial Pipeline Company
Cam Lee, Montrose Environmental Group
Jamie Moran, APEX Companies, LLC
Jeff Morrison, Colonial Pipeline Company
Nicholas Nelson, Montrose Environmental Group, Inc.
Andrew Street, Apex Companies - NC
JM Wyatt, Colonial Pipeline Company

**REPORT OF LABORATORY ANALYSIS**

This report shall not be reproduced, except in full,
without the written consent of Pace Analytical Services, LLC.

**Pace Analytical Services, LLC**
9800 Kincey Ave.  Suite 100
Huntersville, NC 28078
(704)875-9092

## CERTIFICATIONS

Project: PROJ-002116
Pace Project No.: 92582368

**Pace Analytical Services Charlotte**

South Carolina Laboratory ID: 99006
9800 Kincey Ave. Ste 100, Huntersville, NC 28078
North Carolina Drinking Water Certification #: 37706
North Carolina Field Services Certification #: 5342
North Carolina Wastewater Certification #: 12
South Carolina Laboratory ID: 99006
South Carolina Certification #: 99006001
South Carolina Drinking Water Cert. #: 99006003
Florida/NELAP Certification #: E87627
Kentucky UST Certification #: 84
Louisiana DoH Drinking Water #: LA029
Virginia/VELAP Certification #: 460221



This report shall not be reproduced, except in full,
without the written consent of Pace Analytical Services, LLC.

**Pace Analytical Services, LLC**
9800 Kincey Ave. Suite 100
Huntersville, NC 28078
(704)875-9092

## SAMPLE ANALYTE COUNT

Project: PROJ-002116
Pace Project No.: 92582368

| Lab ID | Sample ID | Method | Analysts | Analytes Reported | Laboratory |
|---|---|---|---|---|---|
| **92582368001** | **22012-SW-SEEP** | EPA 5030B/8015C | MAD | 2 | PASI-C |
| | | EPA 8260D | CL | 9 | PASI-C |
| **92582368002** | **22012-SW-CONFLUENCE** | EPA 5030B/8015C | MAD | 2 | PASI-C |
| | | EPA 8260D | CL | 9 | PASI-C |
| **92582368003** | **22012-SW-SEEP 2** | EPA 5030B/8015C | MAD | 2 | PASI-C |
| | | EPA 8260D | CL | 9 | PASI-C |
| **92582368004** | **22012-SW-CONFLUENCE 2** | EPA 5030B/8015C | MAD | 2 | PASI-C |
| | | EPA 8260D | CL | 9 | PASI-C |
| **92582368005** | **22012-SW-G** | EPA 5030B/8015C | MAD | 2 | PASI-C |
| | | EPA 8260D | CL | 9 | PASI-C |

PASI-C = Pace Analytical Services - Charlotte



This report shall not be reproduced, except in full,
without the written consent of Pace Analytical Services, LLC.

**Pace Analytical Services, LLC**
9800 Kincey Ave. Suite 100
Huntersville, NC 28078
(704)875-9092

## ANALYTICAL RESULTS

Project: PROJ-002116
Pace Project No.: 92582368

**Sample: 22012-SW-SEEP** **Lab ID: 92582368001** Collected: 01/12/22 12:10 Received: 01/12/22 14:40 Matrix: Water

| Parameters | Results | Units | Report Limit | DF | Prepared | Analyzed | CAS No. | Qual |
|---|---|---|---|---|---|---|---|---|
| **Gasoline Range Organics** | Analytical Method: EPA 5030B/8015C<br>Pace Analytical Services - Charlotte | | | | | | | |
| Gas Range Organics (C6-C10) | ND | mg/L | 0.080 | 1 | | 01/13/22 11:44 | | |
| ***Surrogates*** | | | | | | | | |
| 4-Bromofluorobenzene (S) | 88 | % | 70-130 | 1 | | 01/13/22 11:44 | 460-00-4 | |
| **8260D MSV Low Level** | Analytical Method: EPA 8260D<br>Pace Analytical Services - Charlotte | | | | | | | |
| Benzene | ND | ug/L | 1.0 | 1 | | 01/13/22 15:10 | 71-43-2 | |
| Ethylbenzene | ND | ug/L | 1.0 | 1 | | 01/13/22 15:10 | 100-41-4 | |
| Toluene | ND | ug/L | 1.0 | 1 | | 01/13/22 15:10 | 108-88-3 | |
| Xylene (Total) | ND | ug/L | 1.0 | 1 | | 01/13/22 15:10 | 1330-20-7 | |
| m&p-Xylene | ND | ug/L | 2.0 | 1 | | 01/13/22 15:10 | 179601-23-1 | |
| o-Xylene | ND | ug/L | 1.0 | 1 | | 01/13/22 15:10 | 95-47-6 | |
| ***Surrogates*** | | | | | | | | |
| 4-Bromofluorobenzene (S) | 100 | % | 70-130 | 1 | | 01/13/22 15:10 | 460-00-4 | |
| 1,2-Dichloroethane-d4 (S) | 97 | % | 70-130 | 1 | | 01/13/22 15:10 | 17060-07-0 | |
| Toluene-d8 (S) | 104 | % | 70-130 | 1 | | 01/13/22 15:10 | 2037-26-5 | |

## REPORT OF LABORATORY ANALYSIS

This report shall not be reproduced, except in full,
without the written consent of Pace Analytical Services, LLC.

**Pace Analytical Services, LLC**
9800 Kincey Ave. Suite 100
Huntersville, NC 28078
(704)875-9092

## ANALYTICAL RESULTS

Project: PROJ-002116
Pace Project No.: 92582368

**Sample: 22012-SW-CONFLUENCE** **Lab ID: 92582368002** Collected: 01/12/22 12:15 Received: 01/12/22 14:40 Matrix: Water

| Parameters | Results | Units | Report Limit | DF | Prepared | Analyzed | CAS No. | Qual |
|---|---|---|---|---|---|---|---|---|
| **Gasoline Range Organics** | Analytical Method: EPA 5030B/8015C<br>Pace Analytical Services - Charlotte | | | | | | | |
| Gas Range Organics (C6-C10) | ND | mg/L | 0.080 | 1 | | 01/13/22 12:40 | | |
| ***Surrogates*** | | | | | | | | |
| 4-Bromofluorobenzene (S) | 86 | % | 70-130 | 1 | | 01/13/22 12:40 | 460-00-4 | |
| **8260D MSV Low Level** | Analytical Method: EPA 8260D<br>Pace Analytical Services - Charlotte | | | | | | | |
| Benzene | ND | ug/L | 1.0 | 1 | | 01/13/22 15:28 | 71-43-2 | |
| Ethylbenzene | ND | ug/L | 1.0 | 1 | | 01/13/22 15:28 | 100-41-4 | |
| Toluene | ND | ug/L | 1.0 | 1 | | 01/13/22 15:28 | 108-88-3 | |
| Xylene (Total) | ND | ug/L | 1.0 | 1 | | 01/13/22 15:28 | 1330-20-7 | |
| m&p-Xylene | ND | ug/L | 2.0 | 1 | | 01/13/22 15:28 | 179601-23-1 | |
| o-Xylene | ND | ug/L | 1.0 | 1 | | 01/13/22 15:28 | 95-47-6 | |
| ***Surrogates*** | | | | | | | | |
| 4-Bromofluorobenzene (S) | 99 | % | 70-130 | 1 | | 01/13/22 15:28 | 460-00-4 | |
| 1,2-Dichloroethane-d4 (S) | 96 | % | 70-130 | 1 | | 01/13/22 15:28 | 17060-07-0 | |
| Toluene-d8 (S) | 104 | % | 70-130 | 1 | | 01/13/22 15:28 | 2037-26-5 | |



This report shall not be reproduced, except in full,
without the written consent of Pace Analytical Services, LLC.

**Pace Analytical Services, LLC**
9800 Kincey Ave. Suite 100
Huntersville, NC 28078
(704)875-9092

## ANALYTICAL RESULTS

Project: PROJ-002116
Pace Project No.: 92582368

**Sample: 22012-SW-SEEP 2** **Lab ID: 92582368003** Collected: 01/12/22 12:20 Received: 01/12/22 14:40 Matrix: Water

| Parameters | Results | Units | Report Limit | DF | Prepared | Analyzed | CAS No. | Qual |
|---|---|---|---|---|---|---|---|---|
| **Gasoline Range Organics** | Analytical Method: EPA 5030B/8015C<br>Pace Analytical Services - Charlotte | | | | | | | |
| Gas Range Organics (C6-C10) | ND | mg/L | 0.080 | 1 | | 01/13/22 13:08 | | |
| ***Surrogates*** | | | | | | | | |
| 4-Bromofluorobenzene (S) | 88 | % | 70-130 | 1 | | 01/13/22 13:08 | 460-00-4 | |
| **8260D MSV Low Level** | Analytical Method: EPA 8260D<br>Pace Analytical Services - Charlotte | | | | | | | |
| Benzene | ND | ug/L | 1.0 | 1 | | 01/13/22 15:46 | 71-43-2 | |
| Ethylbenzene | ND | ug/L | 1.0 | 1 | | 01/13/22 15:46 | 100-41-4 | |
| Toluene | ND | ug/L | 1.0 | 1 | | 01/13/22 15:46 | 108-88-3 | |
| Xylene (Total) | ND | ug/L | 1.0 | 1 | | 01/13/22 15:46 | 1330-20-7 | |
| m&p-Xylene | ND | ug/L | 2.0 | 1 | | 01/13/22 15:46 | 179601-23-1 | |
| o-Xylene | ND | ug/L | 1.0 | 1 | | 01/13/22 15:46 | 95-47-6 | |
| ***Surrogates*** | | | | | | | | |
| 4-Bromofluorobenzene (S) | 101 | % | 70-130 | 1 | | 01/13/22 15:46 | 460-00-4 | |
| 1,2-Dichloroethane-d4 (S) | 96 | % | 70-130 | 1 | | 01/13/22 15:46 | 17060-07-0 | |
| Toluene-d8 (S) | 105 | % | 70-130 | 1 | | 01/13/22 15:46 | 2037-26-5 | |



This report shall not be reproduced, except in full,
without the written consent of Pace Analytical Services, LLC.

**Pace Analytical Services, LLC**
9800 Kincey Ave. Suite 100
Huntersville, NC 28078
(704)875-9092

## ANALYTICAL RESULTS

Project: PROJ-002116
Pace Project No.: 92582368

**Sample: 22012-SW-CONFLUENCE 2** **Lab ID: 92582368004** Collected: 01/12/22 12:25 Received: 01/12/22 14:40 Matrix: Water

| Parameters | Results | Units | Report Limit | DF | Prepared | Analyzed | CAS No. | Qual |
|---|---|---|---|---|---|---|---|---|
| **Gasoline Range Organics** | Analytical Method: EPA 5030B/8015C<br>Pace Analytical Services - Charlotte | | | | | | | |
| Gas Range Organics (C6-C10) | ND | mg/L | 0.080 | 1 | | 01/13/22 13:36 | | |
| ***Surrogates*** | | | | | | | | |
| 4-Bromofluorobenzene (S) | 92 | % | 70-130 | 1 | | 01/13/22 13:36 | 460-00-4 | |
| **8260D MSV Low Level** | Analytical Method: EPA 8260D<br>Pace Analytical Services - Charlotte | | | | | | | |
| Benzene | ND | ug/L | 1.0 | 1 | | 01/13/22 16:04 | 71-43-2 | |
| Ethylbenzene | ND | ug/L | 1.0 | 1 | | 01/13/22 16:04 | 100-41-4 | |
| Toluene | ND | ug/L | 1.0 | 1 | | 01/13/22 16:04 | 108-88-3 | |
| Xylene (Total) | ND | ug/L | 1.0 | 1 | | 01/13/22 16:04 | 1330-20-7 | |
| m&p-Xylene | ND | ug/L | 2.0 | 1 | | 01/13/22 16:04 | 179601-23-1 | |
| o-Xylene | ND | ug/L | 1.0 | 1 | | 01/13/22 16:04 | 95-47-6 | |
| ***Surrogates*** | | | | | | | | |
| 4-Bromofluorobenzene (S) | 100 | % | 70-130 | 1 | | 01/13/22 16:04 | 460-00-4 | |
| 1,2-Dichloroethane-d4 (S) | 97 | % | 70-130 | 1 | | 01/13/22 16:04 | 17060-07-0 | |
| Toluene-d8 (S) | 103 | % | 70-130 | 1 | | 01/13/22 16:04 | 2037-26-5 | |



This report shall not be reproduced, except in full,
without the written consent of Pace Analytical Services, LLC.

**Pace Analytical Services, LLC**
9800 Kincey Ave. Suite 100
Huntersville, NC 28078
(704)875-9092

## ANALYTICAL RESULTS

Project: PROJ-002116
Pace Project No.: 92582368

**Sample: 22012-SW-G** **Lab ID: 92582368005** Collected: 01/12/22 12:30 Received: 01/12/22 14:40 Matrix: Water

| Parameters | Results | Units | Report Limit | DF | Prepared | Analyzed | CAS No. | Qual |
|---|---|---|---|---|---|---|---|---|
| **Gasoline Range Organics** | Analytical Method: EPA 5030B/8015C<br>Pace Analytical Services - Charlotte | | | | | | | |
| Gas Range Organics (C6-C10) | ND | mg/L | 0.080 | 1 | | 01/13/22 14:04 | | |
| ***Surrogates*** | | | | | | | | |
| 4-Bromofluorobenzene (S) | 92 | % | 70-130 | 1 | | 01/13/22 14:04 | 460-00-4 | |
| **8260D MSV Low Level** | Analytical Method: EPA 8260D<br>Pace Analytical Services - Charlotte | | | | | | | |
| Benzene | ND | ug/L | 1.0 | 1 | | 01/13/22 16:22 | 71-43-2 | |
| Ethylbenzene | ND | ug/L | 1.0 | 1 | | 01/13/22 16:22 | 100-41-4 | |
| Toluene | ND | ug/L | 1.0 | 1 | | 01/13/22 16:22 | 108-88-3 | |
| Xylene (Total) | ND | ug/L | 1.0 | 1 | | 01/13/22 16:22 | 1330-20-7 | |
| m&p-Xylene | ND | ug/L | 2.0 | 1 | | 01/13/22 16:22 | 179601-23-1 | |
| o-Xylene | ND | ug/L | 1.0 | 1 | | 01/13/22 16:22 | 95-47-6 | |
| ***Surrogates*** | | | | | | | | |
| 4-Bromofluorobenzene (S) | 101 | % | 70-130 | 1 | | 01/13/22 16:22 | 460-00-4 | |
| 1,2-Dichloroethane-d4 (S) | 94 | % | 70-130 | 1 | | 01/13/22 16:22 | 17060-07-0 | |
| Toluene-d8 (S) | 102 | % | 70-130 | 1 | | 01/13/22 16:22 | 2037-26-5 | |

## REPORT OF LABORATORY ANALYSIS

This report shall not be reproduced, except in full,
without the written consent of Pace Analytical Services, LLC.

**Pace Analytical Services, LLC**
9800 Kincey Ave. Suite 100
Huntersville, NC 28078
(704)875-9092

## QUALITY CONTROL DATA

Project: PROJ-002116
Pace Project No.: 92582368

QC Batch: 671518 | Analysis Method: EPA 5030B/8015C
QC Batch Method: EPA 5030B/8015C | Analysis Description: Gasoline Range Organics
Laboratory: Pace Analytical Services - Charlotte
Associated Lab Samples: 92582368001, 92582368002, 92582368003, 92582368004, 92582368005

METHOD BLANK: 3515871 Matrix: Water
Associated Lab Samples: 92582368001, 92582368002, 92582368003, 92582368004, 92582368005

| Parameter | Units | Blank Result | Reporting Limit | Analyzed | Qualifiers |
|---|---|---|---|---|---|
| Gas Range Organics (C6-C10) | mg/L | ND | 0.080 | 01/13/22 11:16 | |
| 4-Bromofluorobenzene (S) | % | 90 | 70-130 | 01/13/22 11:16 | |

LABORATORY CONTROL SAMPLE: 3515872

| Parameter | Units | Spike Conc. | LCS Result | LCS % Rec | % Rec Limits | Qualifiers |
|---|---|---|---|---|---|---|
| Gas Range Organics (C6-C10) | mg/L | 1 | 0.97 | 97 | 70-130 | |
| 4-Bromofluorobenzene (S) | % | | | 93 | 70-130 | |

MATRIX SPIKE SAMPLE: 3515874

| Parameter | Units | 92582368002 Result | Spike Conc. | MS Result | MS % Rec | % Rec Limits | Qualifiers |
|---|---|---|---|---|---|---|---|
| Gas Range Organics (C6-C10) | mg/L | ND | 1 | 0.97 | 97 | 68-145 | |
| 4-Bromofluorobenzene (S) | % | | | | 90 | 70-130 | |

SAMPLE DUPLICATE: 3515873

| Parameter | Units | 92582368001 Result | Dup Result | RPD | Qualifiers |
|---|---|---|---|---|---|
| Gas Range Organics (C6-C10) | mg/L | ND | ND | | |
| 4-Bromofluorobenzene (S) | % | 88 | 86 | | |

**Results presented on this page are in the units indicated by the "Units" column except where an alternate unit is presented to the right of the result.**

## REPORT OF LABORATORY ANALYSIS

This report shall not be reproduced, except in full,
without the written consent of Pace Analytical Services, LLC.

**Pace Analytical Services, LLC**
9800 Kincey Ave. Suite 100
Huntersville, NC 28078
(704)875-9092

## QUALITY CONTROL DATA

Project: PROJ-002116
Pace Project No.: 92582368

QC Batch: 671404 | Analysis Method: EPA 8260D
QC Batch Method: EPA 8260D | Analysis Description: 8260D MSV Low Level
Laboratory: Pace Analytical Services - Charlotte
Associated Lab Samples: 92582368001, 92582368002, 92582368003, 92582368004, 92582368005

METHOD BLANK: 3515476 Matrix: Water
Associated Lab Samples: 92582368001, 92582368002, 92582368003, 92582368004, 92582368005

| Parameter | Units | Blank Result | Reporting Limit | Analyzed | Qualifiers |
|---|---|---|---|---|---|
| Benzene | ug/L | ND | 1.0 | 01/13/22 14:34 | |
| Ethylbenzene | ug/L | ND | 1.0 | 01/13/22 14:34 | |
| m&p-Xylene | ug/L | ND | 2.0 | 01/13/22 14:34 | |
| o-Xylene | ug/L | ND | 1.0 | 01/13/22 14:34 | |
| Toluene | ug/L | ND | 1.0 | 01/13/22 14:34 | |
| Xylene (Total) | ug/L | ND | 1.0 | 01/13/22 14:34 | |
| 1,2-Dichloroethane-d4 (S) | % | 99 | 70-130 | 01/13/22 14:34 | |
| 4-Bromofluorobenzene (S) | % | 99 | 70-130 | 01/13/22 14:34 | |
| Toluene-d8 (S) | % | 104 | 70-130 | 01/13/22 14:34 | |

LABORATORY CONTROL SAMPLE: 3515477

| Parameter | Units | Spike Conc. | LCS Result | LCS % Rec | % Rec Limits | Qualifiers |
|---|---|---|---|---|---|---|
| Benzene | ug/L | 50 | 46.2 | 92 | 70-130 | |
| Ethylbenzene | ug/L | 50 | 47.6 | 95 | 70-130 | |
| m&p-Xylene | ug/L | 100 | 96.3 | 96 | 70-130 | |
| o-Xylene | ug/L | 50 | 46.8 | 94 | 70-130 | |
| Toluene | ug/L | 50 | 45.8 | 92 | 70-130 | |
| Xylene (Total) | ug/L | 150 | 143 | 95 | 70-130 | |
| 1,2-Dichloroethane-d4 (S) | % | | | 96 | 70-130 | |
| 4-Bromofluorobenzene (S) | % | | | 101 | 70-130 | |
| Toluene-d8 (S) | % | | | 98 | 70-130 | |

MATRIX SPIKE & MATRIX SPIKE DUPLICATE: 3515478 3515479

| Parameter | Units | 92582364007 Result | MS Spike Conc. | MSD Spike Conc. | MS Result | MSD Result | MS % Rec | MSD % Rec | % Rec Limits | RPD | Qual |
|---|---|---|---|---|---|---|---|---|---|---|---|
| Benzene | ug/L | ND | 20 | 20 | 23.7 | 21.4 | 118 | 107 | 67-150 | 10 | |
| Ethylbenzene | ug/L | ND | 20 | 20 | 25.8 | 22.3 | 129 | 111 | 68-143 | 15 | |
| m&p-Xylene | ug/L | ND | 40 | 40 | 51.9 | 45.1 | 130 | 113 | 53-157 | 14 | |
| o-Xylene | ug/L | ND | 20 | 20 | 25.2 | 21.9 | 126 | 110 | 68-143 | 14 | |
| Toluene | ug/L | ND | 20 | 20 | 23.6 | 21.0 | 118 | 105 | 47-157 | 12 | |
| Xylene (Total) | ug/L | ND | 60 | 60 | 77.1 | 67.0 | 129 | 112 | 66-145 | 14 | |
| 1,2-Dichloroethane-d4 (S) | % | | | | | | 83 | 86 | 70-130 | | |
| 4-Bromofluorobenzene (S) | % | | | | | | 102 | 98 | 70-130 | | |
| Toluene-d8 (S) | % | | | | | | 96 | 96 | 70-130 | | |

**Results presented on this page are in the units indicated by the "Units" column except where an alternate unit is presented to the right of the result.**

## REPORT OF LABORATORY ANALYSIS

This report shall not be reproduced, except in full,
without the written consent of Pace Analytical Services, LLC.

**Pace Analytical Services, LLC**
9800 Kincey Ave. Suite 100
Huntersville, NC 28078
(704)875-9092

# QUALIFIERS

Project: PROJ-002116
Pace Project No.: 92582368

**DEFINITIONS**

DF - Dilution Factor, if reported, represents the factor applied to the reported data due to dilution of the sample aliquot.

ND - Not Detected at or above adjusted reporting limit.

TNTC - Too Numerous To Count

J - Estimated concentration above the adjusted method detection limit and below the adjusted reporting limit.

MDL - Adjusted Method Detection Limit.

PQL - Practical Quantitation Limit.

RL - Reporting Limit - The lowest concentration value that meets project requirements for quantitative data with known precision and bias for a specific analyte in a specific matrix.

S - Surrogate

1,2-Diphenylhydrazine decomposes to and cannot be separated from Azobenzene using Method 8270. The result for each analyte is a combined concentration.

Consistent with EPA guidelines, unrounded data are displayed and have been used to calculate % recovery and RPD values.

LCS(D) - Laboratory Control Sample (Duplicate)

MS(D) - Matrix Spike (Duplicate)

DUP - Sample Duplicate

RPD - Relative Percent Difference

NC - Not Calculable.

SG - Silica Gel - Clean-Up

U - Indicates the compound was analyzed for, but not detected.

Acid preservation may not be appropriate for 2 Chloroethylvinyl ether.

A separate vial preserved to a pH of 4-5 is recommended in SW846 Chapter 4 for the analysis of Acrolein and Acrylonitrile by EPA Method 8260.

N-Nitrosodiphenylamine decomposes and cannot be separated from Diphenylamine using Method 8270. The result reported for each analyte is a combined concentration.

Reported results are not rounded until the final step prior to reporting. Therefore, calculated parameters that are typically reported as "Total" may vary slightly from the sum of the reported component parameters.

Pace Analytical is TNI accredited. Contact your Pace PM for the current list of accredited analytes.

TNI - The NELAC Institute.



This report shall not be reproduced, except in full,
without the written consent of Pace Analytical Services, LLC.

**Pace Analytical Services, LLC**
9800 Kincey Ave. Suite 100
Huntersville, NC 28078
(704)875-9092

## QUALITY CONTROL DATA CROSS REFERENCE TABLE

Project: PROJ-002116
Pace Project No.: 92582368

| Lab ID | Sample ID | QC Batch Method | QC Batch | Analytical Method | Analytical Batch |
|---|---|---|---|---|---|
| **92582368001** | **22012-SW-SEEP** | EPA 5030B/8015C | 671518 | | |
| **92582368002** | **22012-SW-CONFLUENCE** | EPA 5030B/8015C | 671518 | | |
| **92582368003** | **22012-SW-SEEP 2** | EPA 5030B/8015C | 671518 | | |
| **92582368004** | **22012-SW-CONFLUENCE 2** | EPA 5030B/8015C | 671518 | | |
| **92582368005** | **22012-SW-G** | EPA 5030B/8015C | 671518 | | |
| **92582368001** | **22012-SW-SEEP** | EPA 8260D | 671404 | | |
| **92582368002** | **22012-SW-CONFLUENCE** | EPA 8260D | 671404 | | |
| **92582368003** | **22012-SW-SEEP 2** | EPA 8260D | 671404 | | |
| **92582368004** | **22012-SW-CONFLUENCE 2** | EPA 8260D | 671404 | | |
| **92582368005** | **22012-SW-G** | EPA 8260D | 671404 | | |



This report shall not be reproduced, except in full,
without the written consent of Pace Analytical Services, LLC.

# CHAIN-OF-CUSTODY Analytical Request Document

Pace Analytical

Chain-of-Custody is a LEGAL DOCUMENT - Complete all relevent fields

WO# : 92582368

92582368

Pace Workorder Number or

USE ONLY

Manager:

| | |
|---|---|
| Company: Montrose | Billing Information: 400 Northridge Rd Sandy Springs GA 30350 |
| Address: | |
| Report To: jnicolette@montrose-env.com utestoff@montrose-env.com | Email To: ciee@montrose-env.com |
| Copy To: ctates@montrose-env.com | Site Collection Info/Address: |
| Customer Project Name/Number: Proj-002116 | State: NC / County/City: Huntersville Time Zone Collected: [ ]PT [ ]MT [ ]CT [✓]ET |
| Phone: Email: | Site/Facility ID #: Compliance Monitoring? [ ] Yes [ ] No |
| Collected By (print): Cole Cates | Purchase Order #: Quote #: DW PWS ID #: DW Location Code: |
| Collected By (signature): | Turnaround Date Required: Immediately Packed on Ice: [✓] Yes [ ] No |
| Sample Disposal: [ ] Dispose as appropriate [ ] Return [ ] Archive: [ ] Hold: | Rush: [✓] Same Day [ ] Next Day [ ] 2 Day [ ] 3 Day [ ] 4 Day [ ] 5 Day (Expedite Charges Apply) |
| | Field Filtered (if applicable): [ ] Yes [ ] No Analysis: |

** Preservative Types: (1) nitric acid, (2) sulfuric acid, (3) hydrochloric acid, (4) sodium hydroxide, (5) zinc acetate, (6) methanol, (7) sodium bisulfate, (8) sodium thiosulfate, (9) hexane, (A) ascorbic acid, (B) ammonium sulfate, (C) ammonium hydroxide, (D) TSP, (U) Unpreserved, (O) Other _____

* Matrix Codes (Insert in Matrix box below): Drinking Water (DW), Ground Water (GW), Wastewater (WW), Product (P), Soil/Solid (SL), Oil (OL), Wipe (WP), Air (AR), Tissue (TS), Bioassay (B), Vapor (V), Other (OT)

| Customer Sample ID | Matrix * | Comp / Grab | Collected (or Composite Start) Date | Collected (or Composite Start) Time | Composite End Date | Composite End Time | Res Cl | # of Ctns | Analyses: BTEX | Analyses: TPH-GRO | Lab Profile/Line: |
|---|---|---|---|---|---|---|---|---|---|---|---|
| 22012-SW-Seep | SW | G | 1/12/22 | 12:10 | | | | 6 | X | X | 001 |
| 22012-SW-Influence | SW | G | 1/12/22 | 12:15 | | | | 6 | X | X | 002 |
| 22012-SW-Seep 2 | SW | G | 1/12/22 | 12:20 | | | | 6 | X | X | 003 |
| 22012-SW-Confluence2 | SW | G | 1/12/22 | 12:25 | | | | 6 | X | X | 004 |
| 22012-SW-G | SW | G | 1/12/22 | 12:30 | | | | 6 | X | X | 005 |
| | | | | | | | | | | | |
| | | | | | | | | | | | |
| | | | | | | | | | | | |
| | | | | | | | | | | | |
| | | | | | | | | | | | |

Lab Profile/Line:

Lab Sample Receipt Checklist:

| | | | |
|---|---|---|---|
| Custody Seals Present/Intact | Y | N | NA |
| Custody Signatures Present | Y | N | NA |
| Collector Signature Present | Y | N | NA |
| Bottles Intact | Y | N | NA |
| Correct Bottles | Y | N | NA |
| Sufficient Volume | Y | N | NA |
| Samples Received on Ice | Y | N | NA |
| VOA - Headspace Acceptable | Y | N | NA |
| USDA Regulated Soils | Y | N | NA |
| Samples in Holding Time | Y | N | NA |
| Residual Chlorine Present | Y | N | NA |
| Cl Strips: _____ | | | |
| Sample pH Acceptable | Y | N | NA |
| pH Strips: _____ | | | |
| Sulfide Present | Y | N | NA |
| Lead Acetate Strips: _____ | | | |

LAB USE ONLY:
Lab Sample # / Comments:

92582368

Customer Remarks / Special Conditions / Possible Hazards:

SW = Surface Water
G = Grab

Type of Ice Used: (Wet) Blue Dry None

Packing Material Used: B D

Radchem sample(s) screened (<500 cpm): Y N (NA)

SHORT HOLDS PRESENT (<72 hours): Y (N) N/A

Lab Tracking #: 2683279

Samples received via: FEDEX UPS (Client) Courier Pace Courier

Lab Sample Temperature Info:
Temp Blank Received: Y (N) NA
Therm ID#: 92-T064
Cooler 1 Temp Upon Receipt: 1.6 oC
Cooler 1 Therm Corr. Factor: 0 oC
Cooler 1 Corrected Temp: 1.6 oC
Comments:

| Relinquished by/Company: (Signature) | Date/Time: | Received by/Company: (Signature) | Date/Time: |
|---|---|---|---|
| Cole Cates/Montrose | 1/12/22 14:40 | Pace UPS | 1/12/22 14:40 |
| Relinquished by/Company: (Signature) | Date/Time: | Received by/Company: (Signature) | Date/Time: |
| Relinquished by/Company: (Signature) | Date/Time: | Received by/Company: (Signature) | Date/Time: |

MTJL LAB USE ONLY

Table #:
Acctnum:
Template:
Prelogin:
PM:
PB:

Trip Blank Received: Y (N) NA
HCL MeOH TSP Other

Non Conformance(s): YES / (NO)

Page: 1 of: 1

***Check mark top half of box if pH and/or dechlorination is verified and within the acceptance range for preservation samples.**

Exceptions: VOA, Coliform, TOC, Oil and Grease, DRO/8015 (water) DOC, LLHg

****Bottom half of box is to list number of bottles**

Project # WO#: 92582368

PM: BV Due Date: 01/18/22

CLIENT: 92-MontEnvGr

| Item# | BP4U-125 mL Plastic Unpreserved (N/A) (Cl-) | BP3U-250 mL Plastic Unpreserved (N/A) | BP2U-500 mL Plastic Unpreserved (N/A) | BP1U-1 liter Plastic Unpreserved (N/A) | BP4S-125 mL Plastic H2SO4 (pH < 2) (Cl-) | BP3N-250 mL plastic HNO3 (pH < 2) | BP4Z-125 mL Plastic ZN Acetate & NaOH (>9) | BP4B-125 mL Plastic NaOH (pH > 12) (Cl-) | WGFU-Wide-mouthed Glass jar Unpreserved | AG1U-1 liter Amber Unpreserved (N/A) (Cl-) | AG1H-1 liter Amber HCl (pH < 2) | AG3U-250 mL Amber Unpreserved (N/A) (Cl-) | AG1S-1 liter Amber H2SO4 (pH < 2) | AG3S-250 mL Amber H2SO4 (pH < 2) | AG3A(DG3A)-250 mL Amber NH4Cl (N/A)(Cl-) | DG9H-40 mL VOA HCl (N/A) | VG9T-40 mL VOA Na2S2O3 (N/A) | VG9U-40 mL VOA Unpreserved (N/A) | DG9P-40 mL VOA H3PO4 (N/A) | VOAK (3 vials per kit)-5035 kit (N/A) | V/GK (3 vials per kit)-VPH/Gas kit (N/A) | SP5T-125 mL Sterile Plastic (N/A – lab) | SP2T-250 mL Sterile Plastic (N/A – lab) | | BP3A-250 mL Plastic (NH2)2SO4 (9.3-9.7) | AG0U-100 mL Amber Unpreserved vials (N/A) | VSGU-20 mL Scintillation vials (N/A) | DG9U-40 mL Amber Unpreserved vials (N/A) |
|---|---|---|---|---|---|---|---|---|---|---|---|---|---|---|---|---|---|---|---|---|---|---|---|---|---|---|---|---|---|
| 1 | \ | | | | \ | \ | \ | \ | | | \ | | \ | \ | \ | 6 | | | | | | | | | \ | \ | | | |
| 2 | \ | | | | \ | \ | \ | \ | | | \ | | \ | \ | \ | 6 | | | | | | | | | \ | \ | | | |
| 3 | \ | | | | \ | \ | \ | \ | | | \ | | \ | \ | \ | 6 | | | | | | | | | \ | \ | | | |
| 4 | \ | | | | \ | \ | \ | \ | | | \ | | \ | \ | \ | 6 | | | | | | | | | \ | \ | | | |
| 5 | \ | | | | \ | \ | \ | \ | | | \ | | \ | \ | \ | 6 | | | | | | | | | \ | \ | | | |
| 6 | \ | | | | \ | \ | \ | \ | | | \ | | \ | \ | \ | | | | | | | | | | \ | \ | | | |
| 7 | \ | | | | \ | \ | \ | \ | | | \ | | \ | \ | \ | | | | | | | | | | \ | \ | | | |
| 8 | \ | | | | \ | \ | \ | \ | | | \ | | \ | \ | \ | | | | | | | | | | \ | \ | | | |
| 9 | \ | | | | \ | \ | \ | \ | | | \ | | \ | \ | \ | | | | | | | | | | \ | \ | | | |
| 10 | \ | | | | \ | \ | \ | \ | | | \ | | \ | \ | \ | | | | | | | | | | \ | \ | | | |
| 11 | \ | | | | \ | \ | \ | \ | | | \ | | \ | \ | \ | | | | | | | | | | \ | \ | | | |
| 12 | \ | | | | \ | \ | \ | \ | | | \ | | \ | \ | \ | | | | | | | | | | \ | \ | | | |

## pH Adjustment Log for Preserved Samples

| Sample ID | Type of Preservative | pH upon receipt | Date preservation adjusted | Time preservation adjusted | Amount of Preservative added | Lot # |
|---|---|---|---|---|---|---|
| | | | | | | |
| | | | | | | |
| | | | | | | |

Note: Whenever there is a discrepancy affecting North Carolina compliance samples, a copy of this form will be sent to the North Carolina DEHNR Certification Office (I.e. Out of hold, incorrect preservative, out of temp, incorrect containers.

# APPENDIX D

# SURFACE WATER SAMPLING INFORMATION

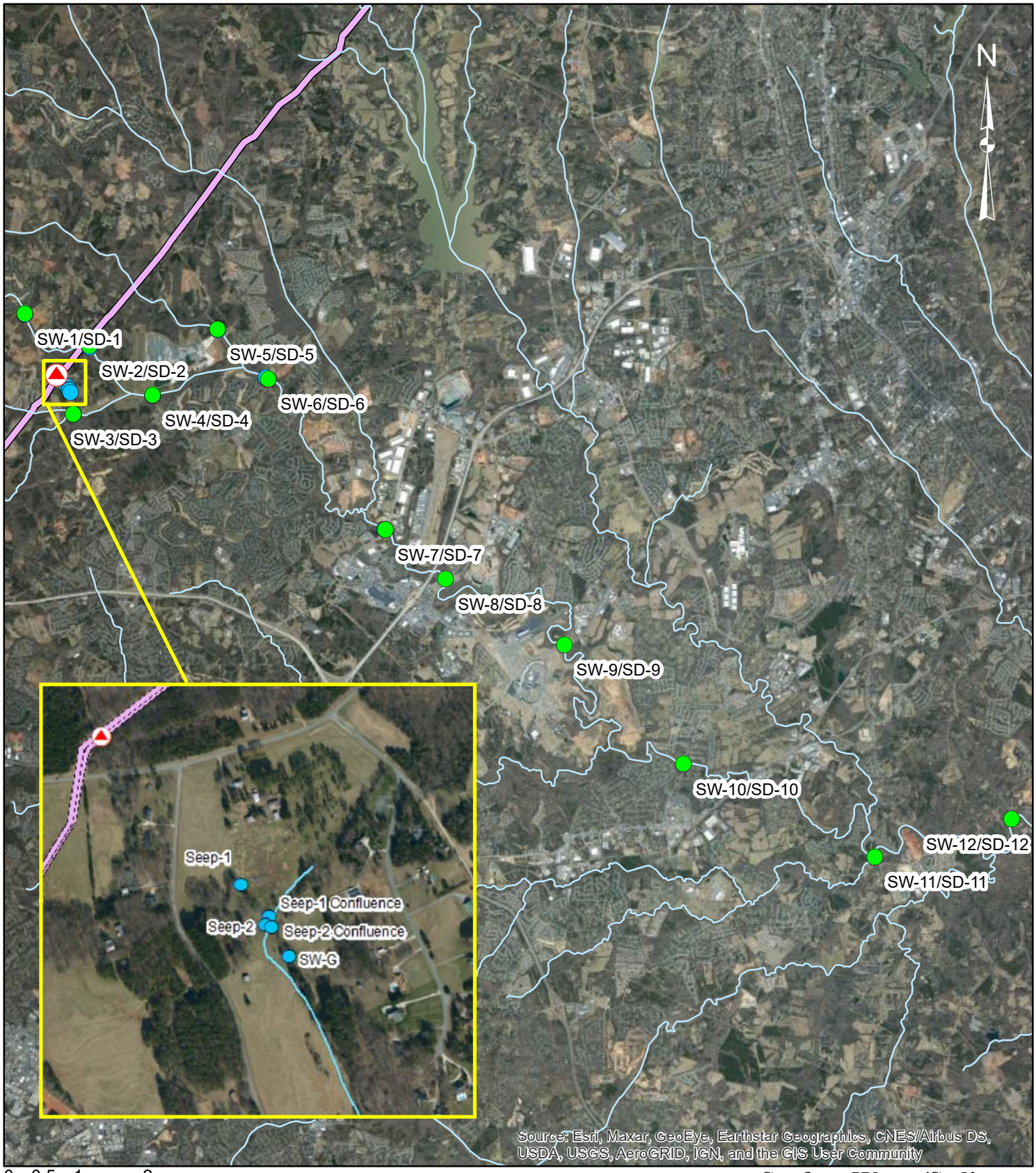


# Surface Water/Sediment Sampling Locations

*2020-L1-SR2448 Incident*
*Huntersville, NC*

MONTROSE ENVIRONMENTAL

**Figure No. 1**

## Table 1. Surface Water Sampling Results
## 2020-L1-SR2448 Incident

| Location ID | Description | Date | TPH (GRO) (µg/L) | Benzene (µg/L) | Toluene (µg/L) | Ethylbenzene (µg/L) | m,p-Xylene (µg/L) | o-Xylene (µg/L) | Xylenes (µg/L) | Rain Event |
|---|---|---|---|---|---|---|---|---|---|---|
| | **EPA MCL** | | | **5** | **1,000** | **700** | **10,000** | **10,000** | **10,000** | |
| | **EPA Region 4 ESV (acute)** | | | **700** | **560** | **550** | **240** | **240** | **240** | |
| | **15A North Carolina Administrative Code subchapter 02B** | | | **51** | **11** | **97** | **420** | **600** | **670** | |
| **SW-1** | **North Prong Clark Creek (Up-gradient of the leak site)** | 8/15/2020 | <80 | <1 | <1 | <1 | <2 | <1 | <1 | |
| | | 8/16/2020 | <80 | <1 | <1 | <1 | <2 | <1 | <1 | |
| | | 8/17/2020 | <80 | <1 | <1 | <1 | <2 | <1 | <1 | |
| | | 8/18/2020 | <80 | <1 | <1 | <1 | <2 | <1 | <1 | |
| | | 8/19/2020 | <80 | <1 | <1 | <1 | <2 | <1 | <1 | |
| | | 8/20/2020 | <80 | <1 | <1 | <1 | <2 | <1 | <1 | |
| | | 8/21/2020 | <80 | <1 | <1 | <1 | <2 | <1 | <1 | |
| | | 8/22/2020 | <80 | <1 | <1 | <1 | <2 | <1 | <1 | |
| | | 8/27/2020 | <80 | <1 | <1 | <1 | <2 | <1 | <1 | |
| | | 9/1/2020 | <80 | <1 | <1 | <1 | <2 | <1 | <1 | x |
| | | 9/2/2020 | <80 | <1 | <1 | <1 | <2 | <1 | <1 | x |
| | | 9/3/2020 | <80 | <1 | <1 | <1 | <2 | <1 | <1 | x |
| | | 9/10/2020 | <80 | <1 | <1 | <1 | <2 | <1 | <1 | |
| | | 9/17/2020 | <80 | <1 | <1 | <1 | <2 | <1 | <1 | |
| | | 9/19/2020 | <80 | <1 | <1 | <1 | <2 | <1 | <1 | x |
| | | 9/24/2020 | <80 | <1 | <1 | <1 | <2 | <1 | <1 | |
| | | 9/26/2020 | <80 | <1 | <1 | <1 | <2 | <1 | <1 | x |
| | | 10/1/2020 | <80 | <1 | <1 | <1 | <2 | <1 | <1 | |
| | | 10/7/2020 | <80 | <1 | <1 | <1 | <2 | <1 | <1 | |
| | | 10/12/2020 | <80 | <1 | <1 | <1 | <2 | <1 | <1 | x |
| | | 10/22/2020 | <80 | <1 | <1 | <1 | <2 | <1 | <1 | |
| | | 10/31/2020 | <80 | <1 | <1 | <1 | <2 | <1 | <1 | |
| | | 11/5/2020 | <80 | <1 | <1 | <1 | <2 | <1 | <1 | |
| | | 11/13/2020 | <80 | <1 | <1 | <1 | <2 | <1 | <1 | x |
| | | 11/19/2020 | <80 | <1 | <1 | <1 | <2 | <1 | <1 | |
| | | 12/1/2020 | <80 | <1 | <1 | <1 | <2 | <1 | <1 | x |
| | | 12/17/2020 | <80 | <1 | <1 | <1 | <2 | <1 | <1 | x |
| | | 12/30/2020 | <80 | <1 | <1 | <1 | <2 | <1 | <1 | |
| | | 1/14/2021 | <80 | <1 | <1 | <1 | <2 | <1 | <1 | |
| | | 1/27/2021 | <80 | <1 | <1 | <1 | <2 | <1 | <1 | x |
| | | 2/12/2021 | <80 | <1 | <1 | <1 | <2 | <1 | <1 | x |
| | | 2/26/2021 | <80 | <1 | <1 | <1 | <2 | <1 | <1 | |
| | | 3/10/2021 | <80 | <1 | <1 | <1 | <2 | <1 | <1 | |
| | | 3/19/2021 | <80 | <1 | <1 | <1 | <2 | <1 | <1 | x |
| | | 3/24/2021 | <80 | <1 | <1 | <1 | <2 | <1 | <1 | |
| | | 3/26/2021 | <80 | <1 | <1 | <1 | <2 | <1 | <1 | x |
| | | 4/7/2021 | <80 | <1 | <1 | <1 | <2 | <1 | <1 | |
| | | 4/21/2021 | <80 | <1 | <1 | <1 | <2 | <1 | <1 | |
| | | 5/5/2021 | <80 | <1 | <1 | <1 | <2 | <1 | <1 | |
| | | 5/20/2021 | <80 | <1 | <1 | <1 | <2 | <1 | <1 | |
| | | 6/3/2021 | <80 | <1 | <1 | <1 | <2 | <1 | <1 | |
| | | 6/9/2021 | <80 | <1 | <1 | <1 | <2 | <1 | <1 | x |
| | | 6/16/2021 | <80 | <1 | <1 | <1 | <2 | <1 | <1 | |
| | | 7/2/2021 | <80 | <1 | <1 | <1 | <2 | <1 | <1 | |
| | | 7/14/2021 | <80 | <1 | <1 | <1 | <2 | <1 | <1 | |
| | | 7/16/2021 | <80 | <1 | <1 | <1 | <2 | <1 | <1 | x |
| | | 7/20/2021 | <80 | <1 | <1 | <1 | <2 | <1 | <1 | x |
| | | 7/28/2021 | <80 | <1 | <1 | <1 | <2 | <1 | <1 | x |
| | | 8/11/2021 | <80 | <1 | <1 | <1 | <2 | <1 | <1 | |
| | | 8/18/2021 | <80 | <1 | <1 | <1 | <2 | <1 | <1 | x |
| | | 8/25/2021 | <80 | <1 | <1 | <1 | <2 | <1 | <1 | |
| | | 9/8/2021 | <80 | <1 | <1 | <1 | <2 | <1 | <1 | |
| | | 9/22/2021 | <80 | <1 | <1 | <1 | <2 | <1 | <1 | |
| | | 10/6/2021 | <80 | <1 | <1 | <1 | <2 | <1 | <1 | |
| | | 10/19/2021 | <80 | <1 | <1 | <1 | <2 | <1 | <1 | |
| | | 11/1/2021 | <80 | <1 | <1 | <1 | <2 | <1 | <1 | |
| | | 11/17/2021 | <80 | <1 | <1 | <1 | <2 | <1 | <1 | |
| | | 12/1/2021 | <80 | <1 | <1 | <1 | <2 | <1 | <1 | |
| | | 12/15/2021 | <80 | <1 | <1 | <1 | <2 | <1 | <1 | |
| | | 12/30/2021 | <80 | <1 | <1 | <1 | <2 | <1 | <1 | |
| | | 1/6/2022 | <80 | <1 | <1 | <1 | <2 | <1 | <1 | x |
| | | 1/12/2022 | <80 | <1 | <1 | <1 | <2 | <1 | <1 | |
| | | 1/19/2022 | <80 | <1 | <1 | <1 | <2 | <1 | <1 | x |

**Table 1. Surface Water Sampling Results**
**2020-L1-SR2448 Incident**

| Location ID | Description | Date | TPH (GRO) (µg/L) | Benzene (µg/L) | Toluene (µg/L) | Ethylbenzene (µg/L) | m,p-Xylene (µg/L) | o-Xylene (µg/L) | Xylenes (µg/L) | Rain Event |
|---|---|---|---|---|---|---|---|---|---|---|
| | **EPA MCL** | | | **5** | **1,000** | **700** | **10,000** | **10,000** | **10,000** | |
| | **EPA Region 4 ESV (acute)** | | | **700** | **560** | **550** | **240** | **240** | **240** | |
| | **15A North Carolina Administrative Code subchapter 02B** | | | **51** | **11** | **97** | **420** | **600** | **670** | |
| **SW-2** | **North Prong Clark Creek (Downgradient of leak site)** | 8/15/2020 | <80 | <1 | <1 | <1 | <2 | <1 | <1 | |
| | | 8/16/2020 | <80 | <1 | <1 | <1 | <2 | <1 | <1 | |
| | | 8/17/2020 | <80 | <1 | <1 | <1 | <2 | <1 | <1 | |
| | | 8/18/2020 | <80 | <1 | <1 | <1 | <2 | <1 | <1 | |
| | | 8/19/2020 | <80 | <1 | <1 | <1 | <2 | <1 | <1 | |
| | | 8/20/2020 | <80 | <1 | <1 | <1 | <2 | <1 | <1 | |
| | | 8/21/2020 | <80 | <1 | <1 | <1 | <2 | <1 | <1 | |
| | | 8/22/2020 | <80 | <1 | <1 | <1 | <2 | <1 | <1 | |
| | | 8/27/2020 | <80 | <1 | <1 | <1 | <2 | <1 | <1 | |
| | | 9/1/2020 | <80 | <1 | <1 | <1 | <2 | <1 | <1 | x |
| | | 9/2/2020 | <80 | <1 | <1 | <1 | <2 | <1 | <1 | x |
| | | 9/3/2020 | <80 | <1 | <1 | <1 | <2 | <1 | <1 | x |
| | | 9/10/2020 | <80 | <1 | <1 | <1 | <2 | <1 | <1 | |
| | | 9/17/2020 | <80 | <1 | <1 | <1 | <2 | <1 | <1 | |
| | | 9/19/2020 | <80 | <1 | <1 | <1 | <2 | <1 | <1 | x |
| | | 9/24/2020 | <80 | <1 | <1 | <1 | <2 | <1 | <1 | |
| | | 9/26/2020 | <80 | <1 | <1 | <1 | <2 | <1 | <1 | x |
| | | 10/1/2020 | <80 | <1 | <1 | <1 | <2 | <1 | <1 | |
| | | 10/7/2020 | <80 | <1 | <1 | <1 | <2 | <1 | <1 | |
| | | 10/12/2020 | <80 | <1 | <1 | <1 | <2 | <1 | <1 | x |
| | | 10/22/2020 | <80 | <1 | <1 | <1 | <2 | <1 | <1 | |
| | | 10/31/2020 | <80 | <1 | <1 | <1 | <2 | <1 | <1 | |
| | | 11/5/2020 | <80 | <1 | <1 | <1 | <2 | <1 | <1 | |
| | | 11/13/2020 | <80 | <1 | <1 | <1 | <2 | <1 | <1 | x |
| | | 11/19/2020 | <80 | <1 | <1 | <1 | <2 | <1 | <1 | |
| | | 12/1/2020 | <80 | <1 | <1 | <1 | <2 | <1 | <1 | x |
| | | 12/17/2020 | <80 | <1 | <1 | <1 | <2 | <1 | <1 | x |
| | | 12/30/2020 | <80 | <1 | <1 | <1 | <2 | <1 | <1 | |
| | | 1/14/2021 | <80 | <1 | <1 | <1 | <2 | <1 | <1 | |
| | | 1/27/2021 | <80 | <1 | <1 | <1 | <2 | <1 | <1 | x |
| | | 2/12/2021 | <80 | <1 | <1 | <1 | <2 | <1 | <1 | x |
| | | 2/26/2021 | <80 | <1 | <1 | <1 | <2 | <1 | <1 | |
| | | 3/10/2021 | <80 | <1 | <1 | <1 | <2 | <1 | <1 | |
| | | 3/19/2021 | <80 | <1 | <1 | <1 | <2 | <1 | <1 | x |
| | | 3/24/2021 | <80 | <1 | <1 | <1 | <2 | <1 | <1 | |
| | | 3/26/2021 | <80 | <1 | <1 | <1 | <2 | <1 | <1 | x |
| | | 4/7/2021 | <80 | <1 | <1 | <1 | <2 | <1 | <1 | |
| | | 4/21/2021 | <80 | <1 | <1 | <1 | <2 | <1 | <1 | |
| | | 5/5/2021 | <80 | <1 | <1 | <1 | <2 | <1 | <1 | |
| | | 5/20/2021 | <80 | <1 | <1 | <1 | <2 | <1 | <1 | |
| | | 6/3/2021 | <80 | <1 | <1 | <1 | <2 | <1 | <1 | |
| | | 6/9/2021 | <80 | <1 | <1 | <1 | <2 | <1 | <1 | x |
| | | 6/16/2021 | <80 | <1 | <1 | <1 | <2 | <1 | <1 | |
| | | 7/2/2021 | <80 | <1 | <1 | <1 | <2 | <1 | <1 | |
| | | 7/14/2021 | <80 | <1 | <1 | <1 | <2 | <1 | <1 | |
| | | 7/16/2021 | <80 | <1 | <1 | <1 | <2 | <1 | <1 | x |
| | | 7/20/2021 | <80 | <1 | <1 | <1 | <2 | <1 | <1 | x |
| | | 7/28/2021 | <80 | <1 | <1 | <1 | <2 | <1 | <1 | x |
| | | 8/11/2021 | <80 | <1 | <1 | <1 | <2 | <1 | <1 | |
| | | 8/18/2021 | <80 | <1 | <1 | <1 | <2 | <1 | <1 | x |
| | | 8/25/2021 | <80 | <1 | <1 | <1 | <2 | <1 | <1 | |
| | | 9/8/2021 | <80 | <1 | <1 | <1 | <2 | <1 | <1 | |
| | | 9/22/2021 | <80 | <1 | <1 | <1 | <2 | <1 | <1 | |
| | | 10/6/2021 | <80 | <1 | <1 | <1 | <2 | <1 | <1 | |
| | | 10/19/2021 | <80 | <1 | <1 | <1 | <2 | <1 | <1 | |
| | | 11/1/2021 | <80 | <1 | <1 | <1 | <2 | <1 | <1 | |
| | | 11/17/2021 | <80 | <1 | <1 | <1 | <2 | <1 | <1 | |
| | | 12/1/2021 | <80 | <1 | <1 | <1 | <2 | <1 | <1 | |
| | | 12/15/2021 | <80 | <1 | <1 | <1 | <2 | <1 | <1 | |
| | | 12/30/2021 | <80 | <1 | <1 | <1 | <2 | <1 | <1 | |
| | | 1/6/2022 | <80 | <1 | <1 | <1 | <2 | <1 | <1 | x |
| | | 1/12/2022 | <80 | <1 | <1 | <1 | <2 | <1 | <1 | |
| | | 1/19/2022 | <80 | <1 | <1 | <1 | <2 | <1 | <1 | x |

**Table 1. Surface Water Sampling Results**
**2020-L1-SR2448 Incident**

| Location ID | Description | Date | TPH (GRO) (µg/L) | Benzene (µg/L) | Toluene (µg/L) | Ethylbenzene (µg/L) | m,p-Xylene (µg/L) | o-Xylene (µg/L) | Xylenes (µg/L) | Rain Event |
|---|---|---|---|---|---|---|---|---|---|---|
| | **EPA MCL** | | | **5** | **1,000** | **700** | **10,000** | **10,000** | **10,000** | |
| | **EPA Region 4 ESV (acute)** | | | **700** | **560** | **550** | **240** | **240** | **240** | |
| | **15A North Carolina Administrative Code subchapter 02B** | | | **51** | **11** | **97** | **420** | **600** | **670** | |
| **SW-3** | **South Prong Clark Creek (Downgradient of the leak site)** | 8/15/2020 | <80 | <1 | <1 | <1 | <2 | <1 | <1 | |
| | | 8/16/2020 | <80 | <1 | <1 | <1 | <2 | <1 | <1 | |
| | | 8/17/2020 | <80 | <1 | <1 | <1 | <2 | <1 | <1 | |
| | | 8/18/2020 | <80 | <1 | <1 | <1 | <2 | <1 | <1 | |
| | | 8/19/2020 | <80 | <1 | <1 | <1 | <2 | <1 | <1 | |
| | | 8/20/2020 | <80 | <1 | <1 | <1 | <2 | <1 | <1 | |
| | | 8/21/2020 | <80 | <1 | <1 | <1 | <2 | <1 | <1 | |
| | | 8/22/2020 | <80 | <1 | <1 | <1 | <2 | <1 | <1 | |
| | | 8/27/2020 | <80 | <1 | <1 | <1 | <2 | <1 | <1 | |
| | | 9/1/2020 | <80 | <1 | <1 | <1 | <2 | <1 | <1 | x |
| | | 9/2/2020 | <80 | <1 | <1 | <1 | <2 | <1 | <1 | x |
| | | 9/3/2020 | <80 | <1 | <1 | <1 | <2 | <1 | <1 | x |
| | | 9/10/2020 | <80 | <1 | <1 | <1 | <2 | <1 | <1 | |
| | | 9/17/2020 | <80 | <1 | <1 | <1 | <2 | <1 | <1 | |
| | | 9/19/2020 | <80 | <1 | <1 | <1 | <2 | <1 | <1 | x |
| | | 9/24/2020 | <80 | <1 | <1 | <1 | <2 | <1 | <1 | |
| | | 9/26/2020 | <80 | <1 | <1 | <1 | <2 | <1 | <1 | x |
| | | 10/1/2020 | <80 | <1 | <1 | <1 | <2 | <1 | <1 | |
| | | 10/7/2020 | <80 | <1 | <1 | <1 | <2 | <1 | <1 | |
| | | 10/12/2020 | <80 | <1 | <1 | <1 | <2 | <1 | <1 | x |
| | | 10/22/2020 | <80 | <1 | <1 | <1 | <2 | <1 | <1 | |
| | | 10/31/2020 | <80 | <1 | <1 | <1 | <2 | <1 | <1 | |
| | | 11/5/2020 | <80 | <1 | <1 | <1 | <2 | <1 | <1 | |
| | | 11/13/2020 | <80 | <1 | <1 | <1 | <2 | <1 | <1 | x |
| | | 11/19/2020 | <80 | <1 | <1 | <1 | <2 | <1 | <1 | |
| | | 12/1/2020 | <80 | <1 | <1 | <1 | <2 | <1 | <1 | x |
| | | 12/17/2020 | <80 | <1 | <1 | <1 | <2 | <1 | <1 | x |
| | | 12/30/2020 | <80 | <1 | <1 | <1 | <2 | <1 | <1 | |
| | | 1/14/2021 | <80 | <1 | <1 | <1 | <2 | <1 | <1 | |
| | | 1/27/2021 | <80 | <1 | <1 | <1 | <2 | <1 | <1 | x |
| | | 2/12/2021 | <80 | <1 | <1 | <1 | <2 | <1 | <1 | x |
| | | 2/26/2021 | <80 | <1 | <1 | <1 | <2 | <1 | <1 | |
| | | 3/10/2021 | <80 | <1 | <1 | <1 | <2 | <1 | <1 | |
| | | 3/19/2021 | <80 | <1 | <1 | <1 | <2 | <1 | <1 | x |
| | | 3/24/2021 | <80 | <1 | <1 | <1 | <2 | <1 | <1 | |
| | | 3/26/2021 | <80 | <1 | <1 | <1 | <2 | <1 | <1 | x |
| | | 4/7/2021 | <80 | <1 | <1 | <1 | <2 | <1 | <1 | |
| | | 4/21/2021 | <80 | <1 | <1 | <1 | <2 | <1 | <1 | |
| | | 5/5/2021 | <80 | <1 | <1 | <1 | <2 | <1 | <1 | |
| | | 5/20/2021 | <80 | <1 | <1 | <1 | <2 | <1 | <1 | |
| | | 6/3/2021 | <80 | <1 | <1 | <1 | <2 | <1 | <1 | |
| | | 6/9/2021 | <80 | <1 | <1 | <1 | <2 | <1 | <1 | x |
| | | 6/16/2021 | <80 | <1 | <1 | <1 | <2 | <1 | <1 | |
| | | 7/2/2021 | <80 | <1 | <1 | <1 | <2 | <1 | <1 | |
| | | 7/14/2021 | <80 | <1 | <1 | <1 | <2 | <1 | <1 | |
| | | 7/16/2021 | <80 | <1 | <1 | <1 | <2 | <1 | <1 | x |
| | | 7/20/2021 | <80 | <1 | <1 | <1 | <2 | <1 | <1 | x |
| | | 7/28/2021 | <80 | <1 | <1 | <1 | <2 | <1 | <1 | x |
| | | 8/11/2021 | <80 | <1 | <1 | <1 | <2 | <1 | <1 | |
| | | 8/18/2021 | <80 | <1 | <1 | <1 | <2 | <1 | <1 | x |
| | | 8/25/2021 | <80 | <1 | <1 | <1 | <2 | <1 | <1 | |
| | | 9/8/2021 | <80 | <1 | <1 | <1 | <2 | <1 | <1 | |
| | | 9/22/2021 | <80 | <1 | <1 | <1 | <2 | <1 | <1 | |
| | | 10/6/2021 | <80 | <1 | <1 | <1 | <2 | <1 | <1 | |
| | | 10/19/2021 | <80 | <1 | <1 | <1 | <2 | <1 | <1 | |
| | | 11/1/2021 | <80 | <1 | <1 | <1 | <2 | <1 | <1 | |
| | | 11/17/2021 | <80 | <1 | <1 | <1 | <2 | <1 | <1 | |
| | | 12/1/2021 | <80 | <1 | <1 | <1 | <2 | <1 | <1 | |
| | | 12/15/2021 | <80 | <1 | <1 | <1 | <2 | <1 | <1 | |
| | | 12/30/2021 | <80 | <1 | <1 | <1 | <2 | <1 | <1 | |
| | | 1/6/2022 | <80 | <1 | <1 | <1 | <2 | <1 | <1 | x |
| | | 1/12/2022 | <80 | <1 | <1 | <1 | <2 | <1 | <1 | |
| | | 1/19/2022 | <80 | <1 | <1 | <1 | <2 | <1 | <1 | x |

**Table 1. Surface Water Sampling Results**
**2020-L1-SR2448 Incident**

| Location ID | Description | Date | TPH (GRO) (µg/L) | Benzene (µg/L) | Toluene (µg/L) | Ethylbenzene (µg/L) | m,p-Xylene (µg/L) | o-Xylene (µg/L) | Xylenes (µg/L) | Rain Event |
|---|---|---|---|---|---|---|---|---|---|---|
| | **EPA MCL** | | | **5** | **1,000** | **700** | **10,000** | **10,000** | **10,000** | |
| | **EPA Region 4 ESV (acute)** | | | **700** | **560** | **550** | **240** | **240** | **240** | |
| | **15A North Carolina Administrative Code subchapter 02B** | | | **51** | **11** | **97** | **420** | **600** | **670** | |
| **SW-4** | **Clarke Creek (Downgradient of North/South Prong Clark Creek confluence)** | 8/15/2020 | <80 | <1 | <1 | <1 | <2 | <1 | <1 | |
| | | 8/16/2020 | <80 | <1 | <1 | <1 | <2 | <1 | <1 | |
| | | 8/17/2020 | <80 | <1 | <1 | <1 | <2 | <1 | <1 | |
| | | 8/18/2020 | <80 | <1 | <1 | <1 | <2 | <1 | <1 | |
| | | 8/19/2020 | <80 | <1 | <1 | <1 | <2 | <1 | <1 | |
| | | 8/20/2020 | <80 | <1 | <1 | <1 | <2 | <1 | <1 | |
| | | 8/21/2020 | <80 | <1 | <1 | <1 | <2 | <1 | <1 | |
| | | 8/22/2020 | <80 | <1 | <1 | <1 | <2 | <1 | <1 | |
| | | 8/27/2020 | <80 | <1 | <1 | <1 | <2 | <1 | <1 | |
| | | 9/1/2020 | <80 | <1 | <1 | <1 | <2 | <1 | <1 | x |
| | | 9/2/2020 | <80 | <1 | <1 | <1 | <2 | <1 | <1 | x |
| | | 9/3/2020 | <80 | <1 | <1 | <1 | <2 | <1 | <1 | x |
| | | 9/10/2020 | <80 | <1 | <1 | <1 | <2 | <1 | <1 | |
| | | 9/17/2020 | <80 | <1 | <1 | <1 | <2 | <1 | <1 | |
| | | 9/19/2020 | <80 | <1 | <1 | <1 | <2 | <1 | <1 | x |
| | | 9/24/2020 | <80 | <1 | <1 | <1 | <2 | <1 | <1 | |
| | | 9/26/2020 | <80 | <1 | <1 | <1 | <2 | <1 | <1 | x |
| | | 10/1/2020 | <80 | <1 | <1 | <1 | <2 | <1 | <1 | |
| | | 10/7/2020 | <80 | <1 | <1 | <1 | <2 | <1 | <1 | |
| | | 10/12/2020 | <80 | <1 | <1 | <1 | <2 | <1 | <1 | x |
| | | 10/22/2020 | <80 | <1 | <1 | <1 | <2 | <1 | <1 | |
| | | 10/31/2020 | <80 | <1 | <1 | <1 | <2 | <1 | <1 | |
| | | 11/5/2020 | <80 | <1 | <1 | <1 | <2 | <1 | <1 | |
| | | 11/13/2020 | <80 | <1 | <1 | <1 | <2 | <1 | <1 | x |
| | | 11/19/2020 | <80 | <1 | <1 | <1 | <2 | <1 | <1 | |
| | | 12/1/2020 | <80 | <1 | <1 | <1 | <2 | <1 | <1 | x |
| | | 12/17/2020 | <80 | <1 | <1 | <1 | <2 | <1 | <1 | x |
| | | 12/30/2020 | <80 | <1 | <1 | <1 | <2 | <1 | <1 | |
| | | 1/14/2021 | <80 | <1 | <1 | <1 | <2 | <1 | <1 | |
| | | 1/27/2021 | <80 | <1 | <1 | <1 | <2 | <1 | <1 | x |
| | | 2/12/2021 | <80 | <1 | <1 | <1 | <2 | <1 | <1 | x |
| | | 2/26/2021 | <80 | <1 | <1 | <1 | <2 | <1 | <1 | |
| | | 3/10/2021 | <80 | <1 | <1 | <1 | <2 | <1 | <1 | |
| | | 3/19/2021 | <80 | <1 | <1 | <1 | <2 | <1 | <1 | x |
| | | 3/24/2021 | <80 | <1 | <1 | <1 | <2 | <1 | <1 | |
| | | 3/26/2021 | <80 | <1 | <1 | <1 | <2 | <1 | <1 | x |
| | | 4/7/2021 | <80 | <1 | <1 | <1 | <2 | <1 | <1 | |
| | | 4/21/2021 | <80 | <1 | <1 | <1 | <2 | <1 | <1 | |
| | | 5/5/2021 | <80 | <1 | <1 | <1 | <2 | <1 | <1 | |
| | | 5/20/2021 | <80 | <1 | <1 | <1 | <2 | <1 | <1 | |
| | | 6/3/2021 | <80 | <1 | <1 | <1 | <2 | <1 | <1 | |
| | | 6/9/2021 | <80 | <1 | <1 | <1 | <2 | <1 | <1 | x |
| | | 6/16/2021 | <80 | <1 | <1 | <1 | <2 | <1 | <1 | |
| | | 7/2/2021 | <80 | <1 | <1 | <1 | <2 | <1 | <1 | |
| | | 7/14/2021 | <80 | <1 | <1 | <1 | <2 | <1 | <1 | |
| | | 7/16/2021 | <80 | <1 | <1 | <1 | <2 | <1 | <1 | x |
| | | 7/20/2021 | <80 | <1 | <1 | <1 | <2 | <1 | <1 | x |
| | | 7/28/2021 | <80 | <1 | <1 | <1 | <2 | <1 | <1 | x |
| | | 8/11/2021 | <80 | <1 | <1 | <1 | <2 | <1 | <1 | |
| | | 8/18/2021 | <80 | <1 | <1 | <1 | <2 | <1 | <1 | x |
| | | 8/25/2021 | <80 | <1 | <1 | <1 | <2 | <1 | <1 | |
| | | 9/8/2021 | <80 | <1 | <1 | <1 | <2 | <1 | <1 | |
| | | 9/22/2021 | <80 | <1 | <1 | <1 | <2 | <1 | <1 | |
| | | 10/6/2021 | <80 | <1 | <1 | <1 | <2 | <1 | <1 | |
| | | 10/19/2021 | <80 | <1 | <1 | <1 | <2 | <1 | <1 | |
| | | 11/1/2021 | <80 | <1 | <1 | <1 | <2 | <1 | <1 | |
| | | 11/17/2021 | <80 | <1 | <1 | <1 | <2 | <1 | <1 | |
| | | 12/1/2021 | <80 | <1 | <1 | <1 | <2 | <1 | <1 | |
| | | 12/15/2021 | <80 | <1 | <1 | <1 | <2 | <1 | <1 | |
| | | 12/30/2021 | <80 | <1 | <1 | <1 | <2 | <1 | <1 | |
| | | 1/6/2022 | <80 | <1 | <1 | <1 | <2 | <1 | <1 | x |
| | | 1/12/2022 | <80 | <1 | <1 | <1 | <2 | <1 | <1 | |
| | | 1/19/2022 | <80 | <1 | <1 | <1 | <2 | <1 | <1 | x |

## Table 1. Surface Water Sampling Results
## 2020-L1-SR2448 Incident

| Location ID | Description | Date | TPH (GRO) (µg/L) | Benzene (µg/L) | Toluene (µg/L) | Ethylbenzene (µg/L) | m,p-Xylene (µg/L) | o-Xylene (µg/L) | Xylenes (µg/L) | Rain Event |
|---|---|---|---|---|---|---|---|---|---|---|
| | **EPA MCL** | | | **5** | **1,000** | **700** | **10,000** | **10,000** | **10,000** | |
| | **EPA Region 4 ESV (acute)** | | | **700** | **560** | **550** | **240** | **240** | **240** | |
| | **15A North Carolina Administrative Code subchapter 02B** | | | **51** | **11** | **97** | **420** | **600** | **670** | |
| **SW-5** | **Ramah Creek (Upgradient of SW-6)** | 8/15/2020 | <80 | <1 | <1 | <1 | <2 | <1 | <1 | |
| | | 8/16/2020 | <80 | <1 | <1 | <1 | <2 | <1 | <1 | |
| | | 8/17/2020 | <80 | <1 | <1 | <1 | <2 | <1 | <1 | |
| | | 8/18/2020 | <80 | <1 | <1 | <1 | <2 | <1 | <1 | |
| | | 8/19/2020 | <80 | <1 | <1 | <1 | <2 | <1 | <1 | |
| | | 8/20/2020 | <80 | <1 | <1 | <1 | <2 | <1 | <1 | |
| | | 8/21/2020 | <80 | <1 | <1 | <1 | <2 | <1 | <1 | |
| | | 8/22/2020 | <80 | <1 | <1 | <1 | <2 | <1 | <1 | |
| | | 8/27/2020 | <80 | <1 | <1 | <1 | <2 | <1 | <1 | |
| | | 9/1/2020 | <80 | <1 | <1 | <1 | <2 | <1 | <1 | x |
| | | 9/2/2020 | <80 | <1 | <1 | <1 | <2 | <1 | <1 | x |
| | | 9/3/2020 | <80 | <1 | <1 | <1 | <2 | <1 | <1 | x |
| | | 9/10/2020 | <80 | <1 | <1 | <1 | <2 | <1 | <1 | |
| | | 9/17/2020 | <80 | <1 | <1 | <1 | <2 | <1 | <1 | |
| | | 9/19/2020 | <80 | <1 | <1 | <1 | <2 | <1 | <1 | x |
| | | 9/24/2020 | <80 | <1 | <1 | <1 | <2 | <1 | <1 | |
| | | 9/26/2020 | <80 | <1 | <1 | <1 | <2 | <1 | <1 | x |
| | | 10/1/2020 | <80 | <1 | <1 | <1 | <2 | <1 | <1 | |
| | | 10/7/2020 | <80 | <1 | <1 | <1 | <2 | <1 | <1 | |
| | | 10/12/2020 | <80 | <1 | <1 | <1 | <2 | <1 | <1 | x |
| | | 10/22/2020 | <80 | <1 | <1 | <1 | <2 | <1 | <1 | |
| | | 10/31/2020 | <80 | <1 | <1 | <1 | <2 | <1 | <1 | |
| | | 11/5/2020 | <80 | <1 | <1 | <1 | <2 | <1 | <1 | |
| | | 11/13/2020 | <80 | <1 | <1 | <1 | <2 | <1 | <1 | x |
| | | 11/19/2020 | <80 | <1 | <1 | <1 | <2 | <1 | <1 | |
| | | 12/1/2020 | <80 | <1 | <1 | <1 | <2 | <1 | <1 | x |
| | | 12/17/2020 | <80 | <1 | <1 | <1 | <2 | <1 | <1 | x |
| | | 12/30/2020 | <80 | <1 | <1 | <1 | <2 | <1 | <1 | |
| | | 1/14/2021 | <80 | <1 | <1 | <1 | <2 | <1 | <1 | |
| | | 1/27/2021 | <80 | <1 | <1 | <1 | <2 | <1 | <1 | x |
| | | 2/12/2021 | <80 | <1 | <1 | <1 | <2 | <1 | <1 | x |
| | | 2/26/2021 | <80 | <1 | <1 | <1 | <2 | <1 | <1 | |
| | | 3/10/2021 | <80 | <1 | <1 | <1 | <2 | <1 | <1 | |
| | | 3/19/2021 | <80 | <1 | <1 | <1 | <2 | <1 | <1 | x |
| | | 3/24/2021 | <80 | <1 | <1 | <1 | <2 | <1 | <1 | |
| | | 3/26/2021 | <80 | <1 | <1 | <1 | <2 | <1 | <1 | x |
| | | 4/7/2021 | <80 | <1 | <1 | <1 | <2 | <1 | <1 | |
| | | 4/21/2021 | <80 | <1 | <1 | <1 | <2 | <1 | <1 | |
| | | 5/5/2021 | <80 | <1 | <1 | <1 | <2 | <1 | <1 | |
| | | 5/20/2021 | <80 | <1 | <1 | <1 | <2 | <1 | <1 | |
| | | 6/3/2021 | <80 | <1 | <1 | <1 | <2 | <1 | <1 | |
| | | 6/9/2021 | <80 | <1 | <1 | <1 | <2 | <1 | <1 | x |
| | | 6/16/2021 | <80 | <1 | <1 | <1 | <2 | <1 | <1 | |
| | | 7/2/2021 | <80 | <1 | <1 | <1 | <2 | <1 | <1 | |
| | | 7/14/2021 | <80 | <1 | <1 | <1 | <2 | <1 | <1 | |
| | | 7/16/2021 | <80 | <1 | <1 | <1 | <2 | <1 | <1 | x |
| | | 7/20/2021 | <80 | <1 | <1 | <1 | <2 | <1 | <1 | x |
| | | 7/28/2021 | <80 | <1 | <1 | <1 | <2 | <1 | <1 | x |
| | | 8/11/2021 | <80 | <1 | <1 | <1 | <2 | <1 | <1 | |
| | | 8/18/2021 | <80 | <1 | <1 | <1 | <2 | <1 | <1 | x |
| | | 8/25/2021 | <80 | <1 | <1 | <1 | <2 | <1 | <1 | |
| | | 9/8/2021 | <80 | <1 | <1 | <1 | <2 | <1 | <1 | |
| | | 9/22/2021 | <80 | <1 | <1 | <1 | <2 | <1 | <1 | |
| | | 10/6/2021 | <80 | <1 | <1 | <1 | <2 | <1 | <1 | |
| | | 10/19/2021 | <80 | <1 | <1 | <1 | <2 | <1 | <1 | |
| | | 11/1/2021 | <80 | <1 | <1 | <1 | <2 | <1 | <1 | |
| | | 11/17/2021 | <80 | <1 | <1 | <1 | <2 | <1 | <1 | |
| | | 12/1/2021 | <80 | <1 | <1 | <1 | <2 | <1 | <1 | |
| | | 12/15/2021 | <80 | <1 | <1 | <1 | <2 | <1 | <1 | |
| | | 12/30/2021 | <80 | <1 | <1 | <1 | <2 | <1 | <1 | |
| | | 1/6/2022 | <80 | <1 | <1 | <1 | <2 | <1 | <1 | x |
| | | 1/12/2022 | <80 | <1 | <1 | <1 | <2 | <1 | <1 | |
| | | 1/19/2022 | <80 | <1 | <1 | <1 | <2 | <1 | <1 | x |

**Table 1. Surface Water Sampling Results**
**2020-L1-SR2448 Incident**

| Location ID | Description | Date | TPH (GRO) (µg/L) | Benzene (µg/L) | Toluene (µg/L) | Ethylbenzene (µg/L) | m,p-Xylene (µg/L) | o-Xylene (µg/L) | Xylenes (µg/L) | Rain Event |
|---|---|---|---|---|---|---|---|---|---|---|
| | **EPA MCL** | | | **5** | **1,000** | **700** | **10,000** | **10,000** | **10,000** | |
| | **EPA Region 4 ESV (acute)** | | | **700** | **560** | **550** | **240** | **240** | **240** | |
| | **15A North Carolina Administrative Code subchapter 02B** | | | **51** | **11** | **97** | **420** | **600** | **670** | |
| **SW-6** | **Clarke Creek (Downgradient of Ramah Creek confluence)** | 8/15/2020 | <80 | <1 | <1 | <1 | <2 | <1 | <1 | |
| | | 8/16/2020 | <80 | <1 | <1 | <1 | <2 | <1 | <1 | |
| | | 8/17/2020 | <80 | <1 | <1 | <1 | <2 | <1 | <1 | |
| | | 8/18/2020 | <80 | <1 | <1 | <1 | <2 | <1 | <1 | |
| | | 8/19/2020 | <80 | <1 | <1 | <1 | <2 | <1 | <1 | |
| | | 8/20/2020 | <80 | <1 | <1 | <1 | <2 | <1 | <1 | |
| | | 8/21/2020 | <80 | <1 | <1 | <1 | <2 | <1 | <1 | |
| | | 8/22/2020 | <80 | <1 | <1 | <1 | <2 | <1 | <1 | |
| | | 8/27/2020 | <80 | <1 | <1 | <1 | <2 | <1 | <1 | |
| | | 9/1/2020 | <80 | <1 | <1 | <1 | <2 | <1 | <1 | x |
| | | 9/2/2020 | <80 | <1 | <1 | <1 | <2 | <1 | <1 | x |
| | | 9/3/2020 | <80 | <1 | <1 | <1 | <2 | <1 | <1 | x |
| | | 9/10/2020 | <80 | <1 | <1 | <1 | <2 | <1 | <1 | |
| | | 9/17/2020 | <80 | <1 | <1 | <1 | <2 | <1 | <1 | |
| | | 9/19/2020 | <80 | <1 | <1 | <1 | <2 | <1 | <1 | x |
| | | 9/24/2020 | <80 | <1 | <1 | <1 | <2 | <1 | <1 | |
| | | 9/26/2020 | <80 | <1 | <1 | <1 | <2 | <1 | <1 | x |
| | | 10/1/2020 | <80 | <1 | <1 | <1 | <2 | <1 | <1 | |
| | | 10/7/2020 | <80 | <1 | <1 | <1 | <2 | <1 | <1 | |
| | | 10/12/2020 | <80 | <1 | <1 | <1 | <2 | <1 | <1 | x |
| | | 10/22/2020 | <80 | <1 | <1 | <1 | <2 | <1 | <1 | |
| | | 10/31/2020 | <80 | <1 | <1 | <1 | <2 | <1 | <1 | |
| | | 11/5/2020 | <80 | <1 | <1 | <1 | <2 | <1 | <1 | |
| | | 11/13/2020 | <80 | <1 | <1 | <1 | <2 | <1 | <1 | x |
| | | 11/19/2020 | <80 | <1 | <1 | <1 | <2 | <1 | <1 | |
| | | 12/1/2020 | <80 | <1 | <1 | <1 | <2 | <1 | <1 | x |
| | | 12/17/2020 | <80 | <1 | <1 | <1 | <2 | <1 | <1 | x |
| | | 12/30/2020 | <80 | <1 | <1 | <1 | <2 | <1 | <1 | |
| | | 1/14/2021 | <80 | <1 | <1 | <1 | <2 | <1 | <1 | |
| | | 1/27/2021 | <80 | <1 | <1 | <1 | <2 | <1 | <1 | x |
| | | 2/12/2021 | <80 | <1 | <1 | <1 | <2 | <1 | <1 | x |
| | | 2/26/2021 | <80 | <1 | <1 | <1 | <2 | <1 | <1 | |
| | | 3/10/2021 | <80 | <1 | <1 | <1 | <2 | <1 | <1 | |
| | | 3/19/2021 | <80 | <1 | <1 | <1 | <2 | <1 | <1 | x |
| | | 3/24/2021 | <80 | <1 | <1 | <1 | <2 | <1 | <1 | |
| | | 3/26/2021 | <80 | <1 | <1 | <1 | <2 | <1 | <1 | x |
| | | 4/7/2021 | <80 | <1 | <1 | <1 | <2 | <1 | <1 | |
| | | 4/21/2021 | <80 | <1 | <1 | <1 | <2 | <1 | <1 | |
| | | 5/5/2021 | <80 | <1 | <1 | <1 | <2 | <1 | <1 | |
| | | 5/20/2021 | <80 | <1 | <1 | <1 | <2 | <1 | <1 | |
| | | 6/3/2021 | <80 | <1 | <1 | <1 | <2 | <1 | <1 | |
| | | 6/9/2021 | <80 | <1 | <1 | <1 | <2 | <1 | <1 | x |
| | | 6/16/2021 | <80 | <1 | <1 | <1 | <2 | <1 | <1 | |
| | | 7/2/2021 | <80 | <1 | <1 | <1 | <2 | <1 | <1 | |
| | | 7/14/2021 | <80 | <1 | <1 | <1 | <2 | <1 | <1 | |
| | | 7/16/2021 | <80 | <1 | <1 | <1 | <2 | <1 | <1 | x |
| | | 7/20/2021 | <80 | <1 | <1 | <1 | <2 | <1 | <1 | x |
| | | 7/28/2021 | <80 | <1 | <1 | <1 | <2 | <1 | <1 | x |
| | | 8/11/2021 | <80 | <1 | <1 | <1 | <2 | <1 | <1 | |
| | | 8/18/2021 | <80 | <1 | <1 | <1 | <2 | <1 | <1 | x |
| | | 8/25/2021 | <80 | <1 | <1 | <1 | <2 | <1 | <1 | |
| | | 9/8/2021 | <80 | <1 | <1 | <1 | <2 | <1 | <1 | |
| | | 9/22/2021 | <80 | <1 | <1 | <1 | <2 | <1 | <1 | |
| | | 10/6/2021 | <80 | <1 | <1 | <1 | <2 | <1 | <1 | |
| | | 10/19/2021 | <80 | <1 | <1 | <1 | <2 | <1 | <1 | |
| | | 11/1/2021 | <80 | <1 | <1 | <1 | <2 | <1 | <1 | |
| | | 11/17/2021 | <80 | <1 | <1 | <1 | <2 | <1 | <1 | |
| | | 12/1/2021 | Not collected due to new fence and a notice of no trespassing | | | | | | | |
| | | 12/15/2021 | Not collected due to new fence and a notice of no trespassing | | | | | | | |
| | | 12/30/2021 | Not collected due to new fence and a notice of no trespassing | | | | | | | |
| | | 1/6/2022 | Not collected due to new fence and a notice of no trespassing | | | | | | | x |
| | | 1/12/2022 | Not collected due to new fence and a notice of no trespassing | | | | | | | |
| | | 1/19/2022 | Not collected due to new fence and a notice of no trespassing | | | | | | | x |

**Table 1. Surface Water Sampling Results**
**2020-L1-SR2448 Incident**

| Location ID | Description | Date | TPH (GRO) (µg/L) | Benzene (µg/L) | Toluene (µg/L) | Ethylbenzene (µg/L) | m,p-Xylene (µg/L) | o-Xylene (µg/L) | Xylenes (µg/L) | Rain Event |
|---|---|---|---|---|---|---|---|---|---|---|
| | **EPA MCL** | | | **5** | **1,000** | **700** | **10,000** | **10,000** | **10,000** | |
| | **EPA Region 4 ESV (acute)** | | | **700** | **560** | **550** | **240** | **240** | **240** | |
| | **15A North Carolina Administrative Code subchapter 02B** | | | **51** | **11** | **97** | **420** | **600** | **670** | |
| **SW-7** | **Rocky River (Downgradient of Clarke River confluence)** | 8/15/2020 | <80 | <1 | <1 | <1 | <2 | <1 | <1 | |
| | | 8/16/2020 | <80 | <1 | <1 | <1 | <2 | <1 | <1 | |
| | | 8/17/2020 | <80 | <1 | <1 | <1 | <2 | <1 | <1 | |
| | | 8/18/2020 | <80 | <1 | <1 | <1 | <2 | <1 | <1 | |
| | | 8/19/2020 | <80 | <1 | <1 | <1 | <2 | <1 | <1 | |
| | | 8/20/2020 | <80 | <1 | <1 | <1 | <2 | <1 | <1 | |
| | | 8/21/2020 | <80 | <1 | <1 | <1 | <2 | <1 | <1 | |
| | | 8/22/2020 | <80 | <1 | <1 | <1 | <2 | <1 | <1 | |
| | | 8/27/2020 | <80 | <1 | <1 | <1 | <2 | <1 | <1 | |
| | | 9/1/2020 | <80 | <1 | <1 | <1 | <2 | <1 | <1 | x |
| | | 9/2/2020 | <80 | <1 | <1 | <1 | <2 | <1 | <1 | x |
| | | 9/3/2020 | <80 | <1 | <1 | <1 | <2 | <1 | <1 | x |
| | | 9/10/2020 | <80 | <1 | <1 | <1 | <2 | <1 | <1 | |
| | | 9/17/2020 | <80 | <1 | <1 | <1 | <2 | <1 | <1 | |
| | | 9/19/2020 | <80 | <1 | <1 | <1 | <2 | <1 | <1 | x |
| | | 9/24/2020 | <80 | <1 | <1 | <1 | <2 | <1 | <1 | |
| | | 9/26/2020 | <80 | <1 | <1 | <1 | <2 | <1 | <1 | x |
| | | 10/1/2020 | <80 | <1 | <1 | <1 | <2 | <1 | <1 | |
| | | 10/7/2020 | <80 | <1 | <1 | <1 | <2 | <1 | <1 | |
| | | 10/12/2020 | <80 | <1 | <1 | <1 | <2 | <1 | <1 | x |
| | | 10/22/2020 | <80 | <1 | <1 | <1 | <2 | <1 | <1 | |
| | | 10/31/2020 | <80 | <1 | <1 | <1 | <2 | <1 | <1 | |
| | | 11/5/2020 | <80 | <1 | <1 | <1 | <2 | <1 | <1 | |
| | | 11/13/2020 | <80 | <1 | <1 | <1 | <2 | <1 | <1 | x |
| | | 11/19/2020 | <80 | <1 | <1 | <1 | <2 | <1 | <1 | |
| | | 12/1/2020 | <80 | <1 | <1 | <1 | <2 | <1 | <1 | x |
| | | 12/17/2020 | <80 | <1 | <1 | <1 | <2 | <1 | <1 | x |
| | | 12/30/2020 | <80 | <1 | <1 | <1 | <2 | <1 | <1 | |
| | | 1/14/2021 | <80 | <1 | <1 | <1 | <2 | <1 | <1 | |
| | | 1/27/2021 | <80 | <1 | <1 | <1 | <2 | <1 | <1 | x |
| | | 2/12/2021 | <80 | <1 | <1 | <1 | <2 | <1 | <1 | x |
| | | 2/26/2021 | <80 | <1 | <1 | <1 | <2 | <1 | <1 | |
| | | 3/10/2021 | <80 | <1 | <1 | <1 | <2 | <1 | <1 | |
| | | 3/19/2021 | <80 | <1 | <1 | <1 | <2 | <1 | <1 | x |
| | | 3/24/2021 | <80 | <1 | <1 | <1 | <2 | <1 | <1 | |
| | | 3/26/2021 | <80 | <1 | <1 | <1 | <2 | <1 | <1 | x |
| | | 4/7/2021 | <80 | <1 | <1 | <1 | <2 | <1 | <1 | |
| | | 4/21/2021 | <80 | <1 | <1 | <1 | <2 | <1 | <1 | |
| | | 5/5/2021 | <80 | <1 | <1 | <1 | <2 | <1 | <1 | |
| | | 5/20/2021 | <80 | <1 | <1 | <1 | <2 | <1 | <1 | |
| | | 6/3/2021 | <80 | <1 | <1 | <1 | <2 | <1 | <1 | |
| | | 6/9/2021 | <80 | <1 | <1 | <1 | <2 | <1 | <1 | x |
| | | 6/16/2021 | <80 | <1 | <1 | <1 | <2 | <1 | <1 | |
| | | 7/2/2021 | <80 | <1 | <1 | <1 | <2 | <1 | <1 | |
| | | 7/14/2021 | <80 | <1 | <1 | <1 | <2 | <1 | <1 | |
| | | 7/16/2021 | <80 | <1 | <1 | <1 | <2 | <1 | <1 | x |
| | | 7/20/2021 | <80 | <1 | <1 | <1 | <2 | <1 | <1 | x |
| | | 7/28/2021 | <80 | <1 | <1 | <1 | <2 | <1 | <1 | x |
| | | 8/11/2021 | <80 | <1 | <1 | <1 | <2 | <1 | <1 | |
| | | 8/18/2021 | <80 | <1 | <1 | <1 | <2 | <1 | <1 | x |
| | | 8/25/2021 | <80 | <1 | <1 | <1 | <2 | <1 | <1 | |
| | | 9/8/2021 | <80 | <1 | <1 | <1 | <2 | <1 | <1 | |
| | | 9/22/2021 | <80 | <1 | <1 | <1 | <2 | <1 | <1 | |
| | | 10/6/2021 | <80 | <1 | <1 | <1 | <2 | <1 | <1 | |
| | | 10/19/2021 | <80 | <1 | <1 | <1 | <2 | <1 | <1 | |
| | | 11/1/2021 | <80 | <1 | <1 | <1 | <2 | <1 | <1 | |
| | | 11/17/2021 | <80 | <1 | <1 | <1 | <2 | <1 | <1 | |
| | | 12/1/2021 | <80 | <1 | <1 | <1 | <2 | <1 | <1 | |
| | | 12/15/2021 | <80 | <1 | <1 | <1 | <2 | <1 | <1 | |
| | | 12/30/2021 | <80 | <1 | <1 | <1 | <2 | <1 | <1 | |
| | | 1/6/2022 | <80 | <1 | <1 | <1 | <2 | <1 | <1 | x |
| | | 1/12/2022 | <80 | <1 | <1 | <1 | <2 | <1 | <1 | |
| | | 1/19/2022 | <80 | <1 | <1 | <1 | <2 | <1 | <1 | x |

## Table 1. Surface Water Sampling Results
## 2020-L1-SR2448 Incident

| Location ID | Description | Date | TPH (GRO) (µg/L) | Benzene (µg/L) | Toluene (µg/L) | Ethylbenzene (µg/L) | m,p-Xylene (µg/L) | o-Xylene (µg/L) | Xylenes (µg/L) | Rain Event |
|---|---|---|---|---|---|---|---|---|---|---|
| | **EPA MCL** | | | **5** | **1,000** | **700** | **10,000** | **10,000** | **10,000** | |
| | **EPA Region 4 ESV (acute)** | | | **700** | **560** | **550** | **240** | **240** | **240** | |
| | **15A North Carolina Administrative Code subchapter 02B** | | | **51** | **11** | **97** | **420** | **600** | **670** | |
| **SW-8** | **Rocky River (Downgradient of Clarke River confluence)** | 8/15/2020 | <80 | <1 | <1 | <1 | <2 | <1 | <1 | |
| | | 8/16/2020 | <80 | <1 | <1 | <1 | <2 | <1 | <1 | |
| | | 8/17/2020 | <80 | <1 | <1 | <1 | <2 | <1 | <1 | |
| | | 8/18/2020 | <80 | <1 | <1 | <1 | <2 | <1 | <1 | |
| | | 8/19/2020 | <80 | <1 | <1 | <1 | <2 | <1 | <1 | |
| | | 8/20/2020 | <80 | <1 | <1 | <1 | <2 | <1 | <1 | |
| | | 8/21/2020 | <80 | <1 | <1 | <1 | <2 | <1 | <1 | |
| | | 8/22/2020 | <80 | <1 | <1 | <1 | <2 | <1 | <1 | |
| **SW-9** | **Rocky River (Downgradient of Clarke River confluence)** | 8/15/2020 | <80 | <1 | <1 | <1 | <2 | <1 | <1 | |
| | | 8/16/2020 | <80 | <1 | <1 | <1 | <2 | <1 | <1 | |
| | | 8/17/2020 | <80 | <1 | <1 | <1 | <2 | <1 | <1 | |
| | | 8/18/2020 | <80 | <1 | <1 | <1 | <2 | <1 | <1 | |
| | | 8/19/2020 | <80 | <1 | <1 | <1 | <2 | <1 | <1 | |
| | | 8/20/2020 | <80 | <1 | <1 | <1 | <2 | <1 | <1 | |
| | | 8/21/2020 | <80 | <1 | <1 | <1 | <2 | <1 | <1 | |
| | | 8/22/2020 | <80 | <1 | <1 | <1 | <2 | <1 | <1 | |
| **SW-10** | **Rocky River (Downgradient of Clarke River confluence)** | 8/15/2020 | <80 | <1 | <1 | <1 | <2 | <1 | <1 | |
| | | 8/16/2020 | <80 | <1 | <1 | <1 | <2 | <1 | <1 | |
| | | 8/17/2020 | <80 | <1 | <1 | <1 | <2 | <1 | <1 | |
| | | 8/18/2020 | <80 | <1 | <1 | <1 | <2 | <1 | <1 | |
| | | 8/19/2020 | <80 | <1 | <1 | <1 | <2 | <1 | <1 | |
| | | 8/20/2020 | <80 | <1 | <1 | <1 | <2 | <1 | <1 | |
| | | 8/21/2020 | <80 | <1 | <1 | <1 | <2 | <1 | <1 | |
| | | 8/22/2020 | <80 | <1 | <1 | <1 | <2 | <1 | <1 | |
| **SW-11** | **Rocky River (Downgradient of Mallard Creek)** | 8/15/2020 | <80 | <1 | <1 | <1 | <2 | <1 | <1 | |
| | | 8/16/2020 | <80 | <1 | <1 | <1 | <2 | <1 | <1 | |
| | | 8/17/2020 | <80 | <1 | <1 | <1 | <2 | <1 | <1 | |
| | | 8/18/2020 | <80 | <1 | <1 | <1 | <2 | <1 | <1 | |
| | | 8/19/2020 | <80 | <1 | <1 | <1 | <2 | <1 | <1 | |
| | | 8/20/2020 | <80 | <1 | <1 | <1 | <2 | <1 | <1 | |
| | | 8/21/2020 | <80 | <1 | <1 | <1 | <2 | <1 | <1 | |
| | | 8/22/2020 | <80 | <1 | <1 | <1 | <2 | <1 | <1 | |
| **SW-12** | **Rocky River (Downgradient of Back Creek)** | 8/15/2020 | <80 | <1 | <1 | <1 | <2 | <1 | <1 | |
| | | 8/16/2020 | <80 | <1 | <1 | <1 | <2 | <1 | <1 | |
| | | 8/17/2020 | <80 | <1 | <1 | <1 | <2 | <1 | <1 | |
| | | 8/18/2020 | <80 | <1 | <1 | <1 | <2 | <1 | <1 | |
| | | 8/19/2020 | <80 | <1 | <1 | <1 | <2 | <1 | <1 | |
| | | 8/20/2020 | <80 | <1 | <1 | <1 | <2 | <1 | <1 | |
| | | 8/21/2020 | <80 | <1 | <1 | <1 | <2 | <1 | <1 | |
| | | 8/22/2020 | <80 | <1 | <1 | <1 | <2 | <1 | <1 | |

**Table 1. Surface Water Sampling Results**
**2020-L1-SR2448 Incident**

| Location ID | Description | Date | TPH (GRO) (µg/L) | Benzene (µg/L) | Toluene (µg/L) | Ethylbenzene (µg/L) | m,p-Xylene (µg/L) | o-Xylene (µg/L) | Xylenes (µg/L) | Rain Event |
|---|---|---|---|---|---|---|---|---|---|---|
| | **EPA MCL** | | | **5** | **1,000** | **700** | **10,000** | **10,000** | **10,000** | |
| | **EPA Region 4 ESV (acute)** | | | **700** | **560** | **550** | **240** | **240** | **240** | |
| | **15A North Carolina Administrative Code subchapter 02B** | | | **51** | **11** | **97** | **420** | **600** | **670** | |
| **SW-Seep** | **Downgradient of Site** | 9/1/2020 | <80 | <1 | <1 | <1 | <2 | <1 | <1 | x |
| | | 9/2/2020 | <80 | <1 | <1 | <1 | <2 | <1 | <1 | x |
| | | 9/3/2020 | <80 | <1 | <1 | <1 | <2 | <1 | <1 | x |
| | | 9/10/2020 | <80 | <1 | <1 | <1 | <2 | <1 | <1 | |
| | | 9/17/2020 | <80 | <1 | <1 | <1 | <2 | <1 | <1 | |
| | | 9/19/2020 | <80 | <1 | <1 | <1 | <2 | <1 | <1 | x |
| | | 9/24/2020 | <80 | <1 | <1 | <1 | <2 | <1 | <1 | |
| | | 9/26/2020 | <80 | <1 | <1 | <1 | <2 | <1 | <1 | x |
| | | 10/1/2020 | <80 | <1 | <1 | <1 | <2 | <1 | <1 | |
| | | 10/7/2020 | <80 | <1 | <1 | <1 | <2 | <1 | <1 | |
| | | 10/12/2020 | <80 | <1 | <1 | <1 | <2 | <1 | <1 | x |
| | | 10/22/2020 | <80 | <1 | <1 | <1 | <2 | <1 | <1 | |
| | | 10/31/2020 | <80 | <1 | <1 | <1 | <2 | <1 | <1 | |
| | | 11/5/2020 | <80 | <1 | <1 | <1 | <2 | <1 | <1 | |
| | | 11/13/2020 | <80 | <1 | <1 | <1 | <2 | <1 | <1 | x |
| | | 11/19/2020 | <80 | <1 | <1 | <1 | <2 | <1 | <1 | |
| | | 12/1/2020 | <80 | <1 | <1 | <1 | <2 | <1 | <1 | x |
| | | 12/17/2020 | <80 | <1 | <1 | <1 | <2 | <1 | <1 | x |
| | | 12/30/2020 | <80 | <1 | <1 | <1 | <2 | <1 | <1 | |
| | | 1/14/2021 | <80 | <1 | <1 | <1 | <2 | <1 | <1 | |
| | | 1/27/2021 | <80 | <1 | <1 | <1 | <2 | <1 | <1 | x |
| | | 2/12/2021 | <80 | <1 | <1 | <1 | <2 | <1 | <1 | x |
| | | 2/26/2021 | <80 | <1 | <1 | <1 | <2 | <1 | <1 | |
| | | 3/10/2021 | <80 | <1 | <1 | <1 | <2 | <1 | <1 | |
| | | 3/19/2021 | <80 | <1 | <1 | <1 | <2 | <1 | <1 | x |
| | | 3/24/2021 | <80 | <1 | <1 | <1 | <2 | <1 | <1 | |
| | | 3/26/2021 | <80 | <1 | <1 | <1 | <2 | <1 | <1 | x |
| | | 4/7/2021 | <80 | <1 | <1 | <1 | <2 | <1 | <1 | |
| | | 4/21/2021 | <80 | <1 | **4** | <1 | <2 | <1 | <1 | |
| | | 5/5/2021 | <80 | <1 | **6.7** | <1 | <2 | <1 | <1 | |
| | | 5/20/2021 | <80 | <1 | <1 | <1 | <2 | <1 | <1 | |
| | | 6/3/2021 | <80 | <1 | <1 | <1 | <2 | <1 | <1 | |
| | | 6/9/2021 | <80 | <1 | <1 | <1 | <2 | <1 | <1 | x |
| | | 6/16/2021 | <80 | <1 | <1 | <1 | <2 | <1 | <1 | |
| | | 7/2/2021 | <80 | <1 | <1 | <1 | <2 | <1 | <1 | |
| | | 7/14/2021 | <80 | <1 | <1 | <1 | <2 | <1 | <1 | |
| | | 7/16/2021 | <80 | <1 | <1 | <1 | <2 | <1 | <1 | x |
| | | 7/20/2021 | <80 | <1 | <1 | <1 | <2 | <1 | <1 | x |
| | | 7/28/2021 | <80 | <1 | <1 | <1 | <2 | <1 | <1 | x |
| | | 8/11/2021 | <80 | <1 | <1 | <1 | <2 | <1 | <1 | |
| | | 8/18/2021 | <80 | <1 | <1 | <1 | <2 | <1 | <1 | x |
| | | 8/25/2021 | <80 | <1 | <1 | <1 | <2 | <1 | <1 | |
| | | 9/8/2021 | <80 | <1 | <1 | <1 | <2 | <1 | <1 | |
| | | 9/22/2021 | <80 | <1 | <1 | <1 | <2 | <1 | <1 | |
| | | 10/6/2021 | <80 | <1 | <1 | <1 | <2 | <1 | <1 | |
| | | 10/19/2021 | <80 | <1 | <1 | <1 | <2 | <1 | <1 | |
| | | 11/1/2021 | <80 | <1 | <1 | <1 | <2 | <1 | <1 | |
| | | 11/17/2021 | Sample was not collected. There was not enough water at the location to collect. | | | | | | | |
| | | 12/1/2021 | Sample was not collected. There was not enough water at the location to collect. | | | | | | | |
| | | 12/15/2021 | Sample was not collected. There was not enough water at the location to collect. | | | | | | | |
| | | 12/30/2021 | Sample was not collected. There was not enough water at the location to collect. | | | | | | | |
| | | 1/6/2022 | <80 | <1 | <1 | <1 | <2 | <1 | <1 | x |
| | | 1/12/2022 | <80 | <1 | <1 | <1 | <2 | <1 | <1 | |
| | | 1/19/2022 | <80 | <1 | <1 | <1 | <2 | <1 | <1 | x |

## Table 1. Surface Water Sampling Results
## 2020-L1-SR2448 Incident

| Location ID | Description | Date | TPH (GRO) (µg/L) | Benzene (µg/L) | Toluene (µg/L) | Ethylbenzene (µg/L) | m,p-Xylene (µg/L) | o-Xylene (µg/L) | Xylenes (µg/L) | Rain Event |
|---|---|---|---|---|---|---|---|---|---|---|
| | **EPA MCL** | | | **5** | **1,000** | **700** | **10,000** | **10,000** | **10,000** | |
| | **EPA Region 4 ESV (acute)** | | | **700** | **560** | **550** | **240** | **240** | **240** | |
| | **15A North Carolina Administrative Code subchapter 02B** | | | **51** | **11** | **97** | **420** | **600** | **670** | |
| **SW-Confluence** | **Downgradient of Site** | 9/1/2020 | <80 | <1 | <1 | <1 | <2 | <1 | <1 | x |
| | | 9/2/2020 | <80 | <1 | <1 | <1 | <2 | <1 | <1 | x |
| | | 9/3/2020 | <80 | <1 | <1 | <1 | <2 | <1 | <1 | x |
| | | 9/10/2020 | <80 | <1 | <1 | <1 | <2 | <1 | <1 | |
| | | 9/17/2020 | <80 | <1 | <1 | <1 | <2 | <1 | <1 | |
| | | 9/19/2020 | <80 | <1 | <1 | <1 | <2 | <1 | <1 | x |
| | | 9/24/2020 | <80 | <1 | <1 | <1 | <2 | <1 | <1 | |
| | | 9/26/2020 | <80 | <1 | <1 | <1 | <2 | <1 | <1 | x |
| | | 10/1/2020 | <80 | <1 | <1 | <1 | <2 | <1 | <1 | |
| | | 10/7/2020 | <80 | <1 | <1 | <1 | <2 | <1 | <1 | |
| | | 10/12/2020 | <80 | <1 | <1 | <1 | <2 | <1 | <1 | x |
| | | 10/22/2020 | <80 | <1 | <1 | <1 | <2 | <1 | <1 | |
| | | 10/31/2020 | <80 | <1 | <1 | <1 | <2 | <1 | <1 | |
| | | 11/5/2020 | <80 | <1 | <1 | <1 | <2 | <1 | <1 | |
| | | 11/13/2020 | <80 | <1 | <1 | <1 | <2 | <1 | <1 | x |
| | | 11/19/2020 | <80 | <1 | <1 | <1 | <2 | <1 | <1 | |
| | | 12/1/2020 | <80 | <1 | <1 | <1 | <2 | <1 | <1 | x |
| | | 12/17/2020 | <80 | <1 | <1 | <1 | <2 | <1 | <1 | x |
| | | 12/30/2020 | <80 | <1 | <1 | <1 | <2 | <1 | <1 | |
| | | 1/14/2021 | <80 | <1 | <1 | <1 | <2 | <1 | <1 | |
| | | 1/27/2021 | <80 | <1 | <1 | <1 | <2 | <1 | <1 | x |
| | | 2/12/2021 | <80 | <1 | <1 | <1 | <2 | <1 | <1 | x |
| | | 2/26/2021 | <80 | <1 | <1 | <1 | <2 | <1 | <1 | |
| | | 3/10/2021 | <80 | <1 | <1 | <1 | <2 | <1 | <1 | |
| | | 3/19/2021 | <80 | <1 | <1 | <1 | <2 | <1 | <1 | x |
| | | 3/24/2021 | <80 | <1 | <1 | <1 | <2 | <1 | <1 | |
| | | 3/26/2021 | <80 | <1 | <1 | <1 | <2 | <1 | <1 | x |
| | | 4/7/2021 | <80 | <1 | <1 | <1 | <2 | <1 | <1 | |
| | | 4/21/2021 | <80 | <1 | <1 | <1 | <2 | <1 | <1 | |
| | | 5/5/2021 | <80 | <1 | <1 | <1 | <2 | <1 | <1 | |
| | | 5/20/2021 | <80 | <1 | <1 | <1 | <2 | <1 | <1 | |
| | | 6/3/2021 | <80 | <1 | <1 | <1 | <2 | <1 | <1 | |
| | | 6/9/2021 | <80 | <1 | <1 | <1 | <2 | <1 | <1 | x |
| | | 6/16/2021 | <80 | <1 | <1 | <1 | <2 | <1 | <1 | |
| | | 7/2/2021 | <80 | <1 | <1 | <1 | <2 | <1 | <1 | |
| | | 7/14/2021 | <80 | <1 | <1 | <1 | <2 | <1 | <1 | |
| | | 7/16/2021 | <80 | <1 | <1 | <1 | <2 | <1 | <1 | x |
| | | 7/20/2021 | <80 | <1 | <1 | <1 | <2 | <1 | <1 | x |
| | | 7/28/2021 | <80 | <1 | <1 | <1 | <2 | <1 | <1 | x |
| | | 8/11/2021 | <80 | <1 | <1 | <1 | <2 | <1 | <1 | |
| | | 8/18/2021 | <80 | <1 | <1 | <1 | <2 | <1 | <1 | x |
| | | 8/25/2021 | <80 | <1 | <1 | <1 | <2 | <1 | <1 | |
| | | 9/8/2021 | <80 | <1 | <1 | <1 | <2 | <1 | <1 | |
| | | 9/22/2021 | <80 | <1 | <1 | <1 | <2 | <1 | <1 | |
| | | 10/6/2021 | <80 | <1 | <1 | <1 | <2 | <1 | <1 | |
| | | 10/19/2021 | <80 | <1 | <1 | <1 | <2 | <1 | <1 | |
| | | 11/1/2021 | <80 | <1 | <1 | <1 | <2 | <1 | <1 | |
| | | 11/17/2021 | <80 | <1 | <1 | <1 | <2 | <1 | <1 | |
| | | 12/1/2021 | <80 | <1 | <1 | <1 | <2 | <1 | <1 | |
| | | 12/15/2021 | <80 | <1 | <1 | <1 | <2 | <1 | <1 | |
| | | 12/30/2021 | <80 | <1 | <1 | <1 | <2 | <1 | <1 | |
| | | 1/6/2022 | <80 | <1 | <1 | <1 | <2 | <1 | <1 | x |
| | | 1/12/2022 | <80 | <1 | <1 | <1 | <2 | <1 | <1 | |
| | | 1/19/2022 | <80 | <1 | <1 | <1 | <2 | <1 | <1 | x |

**Table 1. Surface Water Sampling Results**
**2020-L1-SR2448 Incident**

| Location ID | Description | Date | TPH (GRO) (µg/L) | Benzene (µg/L) | Toluene (µg/L) | Ethylbenzene (µg/L) | m,p-Xylene (µg/L) | o-Xylene (µg/L) | Xylenes (µg/L) | Rain Event |
|---|---|---|---|---|---|---|---|---|---|---|
| | **EPA MCL** | | | **5** | **1,000** | **700** | **10,000** | **10,000** | **10,000** | |
| | **EPA Region 4 ESV (acute)** | | | **700** | **560** | **550** | **240** | **240** | **240** | |
| | **15A North Carolina Administrative Code subchapter 02B** | | | **51** | **11** | **97** | **420** | **600** | **670** | |
| **SW-Seep 2** | **Downgradient of SW-Seep Location** | 3/10/2021 | <80 | <1 | <1 | <1 | <2 | <1 | <1 | |
| | | 3/19/2021 | <80 | <1 | <1 | <1 | <2 | <1 | <1 | x |
| | | 3/24/2021 | <80 | <1 | <1 | <1 | <2 | <1 | <1 | |
| | | 3/26/2021 | <80 | <1 | <1 | <1 | <2 | <1 | <1 | x |
| | | 4/7/2021 | <80 | <1 | <1 | <1 | <2 | <1 | <1 | |
| | | 4/21/2021 | <80 | <1 | <1 | <1 | <2 | <1 | <1 | |
| | | 5/5/2021 | <80 | <1 | <1 | <1 | <2 | <1 | <1 | |
| | | 5/20/2021 | <80 | <1 | <1 | <1 | <2 | <1 | <1 | |
| | | 6/3/2021 | <80 | <1 | <1 | <1 | <2 | <1 | <1 | |
| | | 6/9/2021 | <80 | <1 | <1 | <1 | <2 | <1 | <1 | x |
| | | 6/16/2021 | <80 | <1 | <1 | <1 | <2 | <1 | <1 | |
| | | 7/2/2021 | <80 | <1 | <1 | <1 | <2 | <1 | <1 | |
| | | 7/14/2021 | <80 | <1 | <1 | <1 | <2 | <1 | <1 | |
| | | 7/16/2021 | <80 | <1 | <1 | <1 | <2 | <1 | <1 | x |
| | | 7/20/2021 | <80 | <1 | <1 | <1 | <2 | <1 | <1 | x |
| | | 7/28/2021 | <80 | <1 | <1 | <1 | <2 | <1 | <1 | x |
| | | 8/11/2021 | <80 | <1 | <1 | <1 | <2 | <1 | <1 | |
| | | 8/18/2021 | <80 | <1 | <1 | <1 | <2 | <1 | <1 | x |
| | | 8/25/2021 | <80 | <1 | <1 | <1 | <2 | <1 | <1 | |
| | | 9/8/2021 | <80 | <1 | <1 | <1 | <2 | <1 | <1 | |
| | | 9/22/2021 | <80 | <1 | <1 | <1 | <2 | <1 | <1 | |
| | | 10/6/2021 | <80 | <1 | <1 | <1 | <2 | <1 | <1 | |
| | | 10/19/2021 | <80 | <1 | <1 | <1 | <2 | <1 | <1 | |
| | | 11/1/2021 | <80 | <1 | <1 | <1 | <2 | <1 | <1 | |
| | | 11/17/2021 | <80 | <1 | <1 | <1 | <2 | <1 | <1 | |
| | | 12/1/2021 | <80 | <1 | <1 | <1 | <2 | <1 | <1 | |
| | | 12/15/2021 | <80 | <1 | <1 | <1 | <2 | <1 | <1 | |
| | | 12/30/2021 | <80 | <1 | <1 | <1 | <2 | <1 | <1 | |
| | | 1/6/2022 | <80 | <1 | <1 | <1 | <2 | <1 | <1 | x |
| | | 1/12/2022 | <80 | <1 | <1 | <1 | <2 | <1 | <1 | |
| | | 1/19/2022 | <80 | <1 | <1 | <1 | <2 | <1 | <1 | x |

## Table 1. Surface Water Sampling Results
## 2020-L1-SR2448 Incident

| Location ID | Description | Date | TPH (GRO) (µg/L) | Benzene (µg/L) | Toluene (µg/L) | Ethylbenzene (µg/L) | m,p-Xylene (µg/L) | o-Xylene (µg/L) | Xylenes (µg/L) | Rain Event |
|---|---|---|---|---|---|---|---|---|---|---|
| | **EPA MCL** | | | **5** | **1,000** | **700** | **10,000** | **10,000** | **10,000** | |
| | **EPA Region 4 ESV (acute)** | | | **700** | **560** | **550** | **240** | **240** | **240** | |
| | **15A North Carolina Administrative Code subchapter 02B** | | | **51** | **11** | **97** | **420** | **600** | **670** | |
| **SW-Confluence 2** | **Downgradient of SW-Confluence Location** | 3/10/2021 | <80 | <1 | <1 | <1 | <2 | <1 | <1 | |
| | | 3/19/2021 | <80 | <1 | <1 | <1 | <2 | <1 | <1 | x |
| | | 3/24/2021 | <80 | <1 | <1 | <1 | <2 | <1 | <1 | |
| | | 3/26/2021 | <80 | <1 | <1 | <1 | <2 | <1 | <1 | x |
| | | 4/7/2021 | <80 | <1 | <1 | <1 | <2 | <1 | <1 | |
| | | 4/21/2021 | <80 | <1 | <1 | <1 | <2 | <1 | <1 | |
| | | 5/5/2021 | <80 | <1 | <1 | <1 | <2 | <1 | <1 | |
| | | 5/20/2021 | <80 | <1 | <1 | <1 | <2 | <1 | <1 | |
| | | 6/3/2021 | <80 | <1 | <1 | <1 | <2 | <1 | <1 | |
| | | 6/9/2021 | <80 | <1 | <1 | <1 | <2 | <1 | <1 | x |
| | | 6/16/2021 | <80 | <1 | <1 | <1 | <2 | <1 | <1 | |
| | | 7/2/2021 | <80 | <1 | <1 | <1 | <2 | <1 | <1 | |
| | | 7/14/2021 | <80 | <1 | <1 | <1 | <2 | <1 | <1 | |
| | | 7/16/2021 | <80 | <1 | <1 | <1 | <2 | <1 | <1 | x |
| | | 7/20/2021 | <80 | <1 | <1 | <1 | <2 | <1 | <1 | x |
| | | 7/28/2021 | <80 | <1 | <1 | <1 | <2 | <1 | <1 | x |
| | | 8/11/2021 | <80 | <1 | <1 | <1 | <2 | <1 | <1 | |
| | | 8/18/2021 | <80 | <1 | <1 | <1 | <2 | <1 | <1 | x |
| | | 8/25/2021 | <80 | <1 | <1 | <1 | <2 | <1 | <1 | |
| | | 9/8/2021 | <80 | <1 | <1 | <1 | <2 | <1 | <1 | |
| | | 9/22/2021 | <80 | <1 | <1 | <1 | <2 | <1 | <1 | |
| | | 10/6/2021 | <80 | <1 | <1 | <1 | <2 | <1 | <1 | |
| | | 10/19/2021 | <80 | <1 | <1 | <1 | <2 | <1 | <1 | |
| | | 11/1/2021 | <80 | <1 | <1 | <1 | <2 | <1 | <1 | |
| | | 11/17/2021 | <80 | <1 | <1 | <1 | <2 | <1 | <1 | |
| | | 12/1/2021 | <80 | <1 | <1 | <1 | <2 | <1 | <1 | |
| | | 12/15/2021 | <80 | <1 | <1 | <1 | <2 | <1 | <1 | |
| | | 12/30/2021 | <80 | <1 | <1 | <1 | <2 | <1 | <1 | |
| | | 1/6/2022 | <80 | <1 | <1 | <1 | <2 | <1 | <1 | x |
| | | 1/12/2022 | <80 | <1 | <1 | <1 | <2 | <1 | <1 | |
| | | 1/19/2022 | <80 | <1 | <1 | <1 | <2 | <1 | <1 | x |
| **SW-G** | **Downgradient of SW-Confluence 2 Location at Culvert** | 7/2/2021 | <80 | <1 | <1 | <1 | <2 | <1 | <1 | |
| | | 7/14/2021 | <80 | <1 | <1 | <1 | <2 | <1 | <1 | |
| | | 7/16/2021 | <80 | <1 | <1 | <1 | <2 | <1 | <1 | x |
| | | 7/20/2021 | <80 | <1 | <1 | <1 | <2 | <1 | <1 | x |
| | | 7/28/2021 | <80 | <1 | <1 | <1 | <2 | <1 | <1 | x |
| | | 8/11/2021 | <80 | <1 | <1 | <1 | <2 | <1 | <1 | |
| | | 8/18/2021 | <80 | <1 | <1 | <1 | <2 | <1 | <1 | x |
| | | 8/25/2021 | <80 | <1 | <1 | <1 | <2 | <1 | <1 | |
| | | 9/8/2021 | <80 | <1 | <1 | <1 | <2 | <1 | <1 | |
| | | 9/22/2021 | <80 | <1 | <1 | <1 | <2 | <1 | <1 | |
| | | 10/6/2021 | <80 | <1 | <1 | <1 | <2 | <1 | <1 | |
| | | 10/19/2021 | <80 | <1 | <1 | <1 | <2 | <1 | <1 | |
| | | 11/1/2021 | <80 | <1 | <1 | <1 | <2 | <1 | <1 | |
| | | 11/17/2021 | <80 | <1 | <1 | <1 | <2 | <1 | <1 | |
| | | 12/1/2021 | <80 | <1 | <1 | <1 | <2 | <1 | <1 | |
| | | 12/15/2021 | <80 | <1 | <1 | <1 | <2 | <1 | <1 | |
| | | 12/30/2021 | <80 | <1 | <1 | <1 | <2 | <1 | <1 | |
| | | 1/6/2022 | <80 | <1 | <1 | <1 | <2 | <1 | <1 | x |
| | | 1/12/2022 | <80 | <1 | <1 | <1 | <2 | <1 | <1 | |
| | | 1/19/2022 | <80 | <1 | <1 | <1 | <2 | <1 | <1 | x |

Notes:

| | |
|---|---|
| | Sample collected, results pending |
| x | Rainfall event (Rain > 1-inch within 24-hour period) |
| **Bold Values** | Bold values indicate compound was detected above laboratory reporting limit |

## Table 2. Surface Water General Parameter Measurements
## 2020-L1-SR2448 Incident

| Location ID | Description | Date | Temperature (°C) | pH (STU) | ORP (mV) | Conductivity (mS/cm) | DO (mg/L) | Turbidity (NTU) | Rain Event |
|---|---|---|---|---|---|---|---|---|---|
| SW-1 | North Prong Clark Creek (Up-gradient of the leak site) | 8/15/2020 | 26.66 | 7.58 | 57 | 0.146 | 4.75 | 10.1 | |
| | | 8/16/2020 | 26.74 | 7.47 | 106 | 0.133 | 7.01 | 9.6 | |
| | | 8/17/2020 | 25.78 | 7.47 | 101 | 0.137 | 4.88 | 2.9 | |
| | | 8/18/2020 | 23.71 | 7.52 | 39 | 0.168 | 5.77 | 15.00 | |
| | | 8/19/2020 | 26.20 | 7.45 | 126 | 0.13 | 3.92 | 5.7 | |
| | | 8/20/2020 | 24.58 | 7.52 | 150 | 0.135 | 3.31 | 13 | |
| | | 8/21/2020 | 23.23 | 7.51 | 166 | 0.114 | 2.92 | 46.6 | |
| | | 8/22/2020 | 25.05 | 7.27 | 121 | 0.123 | 4.34 | 9.5 | |
| | | 8/27/2020 | 27.40 | 7.47 | 186 | 0.147 | 3.89 | 1.3 | |
| | | 9/1/2020 | 28.48 | 7.65 | 175 | 0.135 | 3.7 | 11.9 | x |
| | | 9/2/2020 | 31.39 | 8.09 | 152 | 0.115 | 4.95 | 22.4 | x |
| | | 9/3/2020 | 29.03 | 7.55 | 176 | 0.123 | 4.71 | 6.5 | x |
| | | 9/10/2020 | 25.84 | 7.3 | 190 | 0.127 | 2.97 | 17.9 | |
| | | 9/17/2020 | 25.13 | 7.55 | 194 | 0.096 | 6.76 | 14.8 | |
| | | 9/19/2020 | 23.10 | 7.31 | 184 | 0.104 | 5.44 | 11.2 | x |
| | | 9/24/2020 | 20.04 | 7.06 | 162 | 0.084 | 2.8 | 0 | |
| | | 9/26/2020 | 20.60 | 6.77 | 170 | 0.075 | 7.49 | 0 | x |
| | | 10/1/2020 | 19.57 | 7.16 | 168 | 0.094 | 2.53 | 20.1 | |
| | | 10/7/2020 | 18.23 | 6.18 | 297 | 0.195 | 5.94 | 0 | |
| | | 10/12/2020 | 21.52 | 6.61 | 223 | 0.072 | 4.98 | 177 | x |
| | | 10/22/2020 | 19.07 | 6.77 | 215 | 0.09 | 2.44 | 7.3 | |
| | | 10/31/2020 | 15.83 | 7.41 | 218 | 0.088 | 8.67 | 77.6 | |
| | | 11/5/2020 | 17.29 | 7 | 174 | 0.063 | 5.78 | 45.6 | |
| | | 11/13/2020 | 19.09 | 6.67 | 260 | 0.029 | 11.36 | 208 | x |
| | | 11/19/2020 | 10.99 | 6.57 | 186 | 0.077 | 7.95 | 72.2 | |
| | | 12/1/2020 | 11.60 | 6.98 | 90.2 | 0.13 | 9.21 | 32 | x |
| | | 12/17/2020 | 9.30 | 7 | 146 | 0.126 | 10.07 | 28.2 | x |
| | | 12/30/2020 | 7.00 | 6.69 | 95.9 | 0.138 | 81.2 | 22.9 | |
| | | 1/14/2021 | 10.10 | 7.18 | 153.2 | 0.153 | 16.32 | 13.1 | |
| | | 1/27/2021 | 11.80 | 7.31 | 151.7 | 0.153 | 14.8 | 17.3 | x |
| | | 2/12/2021 | 6.90 | 7 | 187.3 | 0.131 | 12 | 27.2 | x |
| | | 2/26/2021 | 10.50 | 6.54 | 234.2 | 0.161 | 9.04 | 39.8 | |
| | | 3/10/2021 | 17.20 | 7.38 | 177 | 0.145 | 14.49 | 22.8 | |
| | | 3/19/2021 | 12.70 | 7.1 | 200 | 0.132 | 9.02 | 27.3 | x |
| | | 3/24/2021 | 15.80 | 7.14 | 152.8 | 0.145 | 10.28 | 23.6 | |
| | | 3/26/2021 | 20.10 | 7.62 | 185.5 | 0.12 | 8.4 | 46.8 | x |
| | | 4/7/2021 | 22.60 | 7.25 | 180.7 | 0.144 | 9.65 | 11.1 | |
| | | 4/21/2021 | 20.20 | 7.33 | 167.3 | 0.164 | 10.79 | 6.54 | |
| | | 5/5/2021 | 24.80 | 7.61 | 165.8 | 0.171 | 7.9 | 8.12 | |
| | | 5/20/2021 | 23.00 | 7.39 | 195.8 | 0.179 | 13.57 | 13.21 | |
| | | 6/3/2021 | 22.80 | 7.29 | 98.2 | 0.2 | 11.08 | 9.53 | |
| | | 6/9/2021 | 27.90 | 7.35 | 167.1 | 0.145 | 9.74 | 7.08 | x |
| | | 6/16/2021 | 24.70 | 7.54 | 113.4 | 0.185 | 8.53 | 8.11 | |
| | | 7/2/2021 | 28.50 | 7.69 | 110.3 | 0.162 | 7.89 | 10.55 | |
| | | 7/14/2021 | 27.20 | 6.88 | 105.2 | 0.201 | 11.53 | 4.1 | |
| | | 7/16/2021 | 31.20 | 7.38 | 88.9 | 0.186 | 7.74 | 3.85 | x |
| | | 7/20/2021 | 27.30 | 6.99 | 122.9 | 0.154 | 9.17 | 7.88 | x |
| | | 7/28/2021 | 26.20 | 6.4 | 38.6 | 0.226 | 1.73 | 3.67 | x |
| | | 8/11/2021 | 24.50 | 7.19 | 134.8 | 0.267 | 6.66 | 2.37 | |
| | | 8/18/2021 | 28.00 | 7.4 | 110.1 | 0.15 | 4.83 | 23.4 | x |
| | | 8/25/2021 | 26.20 | 7.46 | 118.7 | 0.187 | 4.4 | 1.92 | |
| | | 9/8/2021 | 23.20 | 6.63 | 170.9 | 0.169 | 4.28 | 5.93 | |
| | | 9/22/2021 | 23.70 | 7.26 | 210.2 | 0.172 | 4.41 | 3.79 | |
| | | 10/6/2021 | 22.30 | 6.97 | 116.9 | 0.196 | 5.92 | 2.98 | |
| | | 10/19/2021 | 15.80 | 7 | 132.1 | 0.192 | 6.56 | 3.36 | |
| | | 11/1/2021 | 16.60 | 7.22 | 135.6 | 0.173 | 8.26 | 2.61 | |
| | | 11/17/2021 | 11.90 | 7.38 | 271.2 | 0.174 | 10.11 | 5.5 | |
| | | 12/1/2021 | 9.70 | 6.91 | 283.8 | 0.185 | 12.63 | 9.06 | |
| | | 12/15/2021 | 9.40 | 7.44 | 163.7 | 0.192 | 12.22 | 6.12 | |
| | | 12/30/2021 | 15.20 | 7.4 | 74.4 | 0.193 | 7.75 | 7.15 | |
| | | 1/6/2022 | 11.30 | 7.44 | 229.4 | 0.155 | 10.81 | 23 | x |
| | | 1/12/2022 | 7.40 | 7.57 | 136.6 | 0.152 | 11.6 | 18.4 | |
| | | 1/19/2022 | 7.30 | 7.52 | 143.6 | 0.136 | 13.64 | 22.4 | x |

## Table 2. Surface Water General Parameter Measurements
## 2020-L1-SR2448 Incident

| Location ID | Description | Date | Temperature (°C) | pH (STU) | ORP (mV) | Conductivity (mS/cm) | DO (mg/L) | Turbidity (NTU) | Rain Event |
|---|---|---|---|---|---|---|---|---|---|
| SW-2 | North Prong Clark Creek (Downgradient of leak site) | 8/15/2020 | 24.78 | 7.68 | 94 | 0.142 | 6.99 | 90.9 | |
| | | 8/16/2020 | 23.59 | 7.73 | 110 | 0.109 | 7.90 | 247 | |
| | | 8/17/2020 | 23.05 | 7.72 | 106 | 0.099 | 7.11 | 324 | |
| | | 8/18/2020 | 21.95 | 7.67 | 101 | 0.117 | 7.75 | 271 | |
| | | 8/19/2020 | 23.05 | 7.73 | 128 | 0.131 | 6.94 | 51 | |
| | | 8/20/2020 | 22.26 | 7.74 | 112 | 0.117 | 6.12 | 55.7 | |
| | | 8/21/2020 | 21.87 | 7.61 | 128 | 0.143 | 3.72 | 31.8 | |
| | | 8/22/2020 | 22.61 | 7.81 | 117 | 0.145 | 6.73 | 27.1 | |
| | | 8/27/2020 | 24.76 | 7.77 | 170 | 0.149 | 5.94 | 15.8 | |
| | | 9/1/2020 | 26.13 | 7.63 | 165 | 0.112 | 4.81 | 173 | x |
| | | 9/2/2020 | 28.20 | 7.12 | 0.84 | 0.089 | 4.49 | 321 | x |
| | | 9/3/2020 | 26.52 | 7.41 | 185 | 0.095 | 6.36 | 226 | x |
| | | 9/10/2020 | 24.36 | 7.8 | 170 | 0.137 | 5.04 | 386 | |
| | | 9/17/2020 | 21.58 | 7.31 | 195 | 0.057 | 5.63 | 970 | |
| | | 9/19/2020 | 20.44 | 7.42 | 180 | 0.095 | 5.61 | 88.1 | x |
| | | 9/24/2020 | 17.64 | 6.97 | 158 | 0.089 | 5 | 0 | |
| | | 9/26/2020 | 19.27 | 6.44 | 185 | 0.066 | 4.11 | 206 | x |
| | | 10/1/2020 | 18.08 | 7.2 | 149 | 0.102 | 9.6 | 230 | |
| | | 10/7/2020 | 16.76 | 6.51 | 275 | 0.177 | 7.06 | 0 | |
| | | 10/12/2020 | 20.80 | 6.68 | 244 | 0.063 | 6.43 | 444 | x |
| | | 10/22/2020 | 16.60 | ORWQM | 219 | 0.1 | 3.82 | 361 | |
| | | 10/31/2020 | 13.76 | 7.33 | 223 | 0.093 | 7.15 | 156 | |
| | | 11/5/2020 | 16.51 | 6.91 | 174 | 0.074 | 5.77 | 152 | |
| | | 11/13/2020 | 18.21 | 6.55 | ----- | 0.028 | 6.43 | 332 | x |
| | | 11/19/2020 | 8.80 | 6.2 | 196 | 0.069 | 4.05 | 218 | |
| | | 12/1/2020 | 10.20 | 6.77 | 91.1 | 0.126 | 9.37 | 68.4 | x |
| | | 12/17/2020 | 9.30 | 6.96 | 147 | 0.12 | 20.65 | 59.1 | x |
| | | 12/30/2020 | 6.80 | 6.74 | 113.5 | 0.155 | 11.21 | 17 | |
| | | 1/14/2021 | 9.50 | 7.45 | 153.5 | 0.161 | 13.81 | 13.8 | |
| | | 1/27/2021 | 11.70 | 7.21 | 156.3 | 0.13 | 12.73 | 85.4 | x |
| | | 2/12/2021 | 6.70 | 7.04 | 185.1 | 0.119 | 17.05 | 61.8 | x |
| | | 2/26/2021 | 10.50 | 6.79 | 239.6 | 0.14 | 9.89 | 36.5 | |
| | | 3/10/2021 | 17.50 | 7.85 | 153.5 | 0.161 | 13.23 | 12.59 | |
| | | 3/19/2021 | 11.90 | 6.76 | 209.8 | 0.105 | 8.07 | 65.8 | x |
| | | 3/24/2021 | 15.20 | 7.35 | 158.8 | 0.149 | 9.12 | 36 | |
| | | 3/26/2021 | 19.90 | 7.09 | 168.7 | 0.107 | 9.34 | 68.1 | x |
| | | 4/7/2021 | 21.70 | 7.52 | 164.4 | 0.163 | 13.99 | 12.78 | |
| | | 4/21/2021 | 18.70 | 7.6 | 172.6 | 0.183 | 9.1 | 3.9 | |
| | | 5/5/2021 | 21.60 | 7.52 | 143.8 | 0.165 | 8.96 | 19.8 | |
| | | 5/20/2021 | 21.10 | 7.7 | 184.4 | 0.194 | 13.04 | 6.52 | |
| | | 6/3/2021 | 21.50 | 7.81 | 97 | 0.211 | 12.01 | 5.01 | |
| | | 6/9/2021 | 25.20 | 7.47 | 151.8 | 0.132 | 9.76 | 71.4 | x |
| | | 6/16/2021 | 22.50 | 7.53 | 122.7 | 0.2 | 10.33 | 11.24 | |
| | | 7/2/2021 | 25.80 | 6.88 | 127.6 | 0.119 | 7.74 | 153 | |
| | | 7/14/2021 | 26.20 | 6.96 | 122.9 | 0.214 | 10.26 | 10.6 | |
| | | 7/16/2021 | 28.40 | 7.33 | 98.1 | 0.165 | 8.84 | 80.8 | x |
| | | 7/20/2021 | 25.10 | 6.56 | 134.1 | 0.137 | 11.09 | 88.6 | x |
| | | 7/28/2021 | 25.10 | 7.54 | 113.5 | 0.182 | 3.49 | 23.5 | x |
| | | 8/11/2021 | 23.20 | 7.39 | 147.3 | 0.211 | 8.53 | 5.84 | |
| | | 8/18/2021 | 25.90 | 7.41 | 106.9 | 0.127 | 7.68 | 61.6 | x |
| | | 8/25/2021 | 24.10 | 7.9 | 139.2 | 0.183 | 7.93 | 12.8 | |
| | | 9/8/2021 | 22.40 | 7 | 172.5 | 0.104 | 7.82 | 6.68 | |
| | | 9/22/2021 | 22.90 | 7.41 | 221.8 | 0.158 | 6.05 | 19.1 | |
| | | 10/6/2021 | 21.40 | 7.22 | 110.7 | 0.194 | 5.98 | 13.73 | |
| | | 10/19/2021 | 13.70 | 7.08 | 136.8 | 0.206 | 8.5 | 23.4 | |
| | | 11/1/2021 | 14.60 | 7.32 | 131.2 | 0.182 | 7.94 | 3.95 | |
| | | 11/17/2021 | 8.80 | 7.56 | 240.4 | 0.185 | 9.2 | 4.56 | |
| | | 12/1/2021 | 7.70 | 7.63 | 244.5 | 0.189 | 18.53 | 4.74 | |
| | | 12/15/2021 | 7.20 | 7.74 | 143.5 | 0.186 | 13.8 | 5.08 | |
| | | 12/30/2021 | 15.50 | 7.7 | 120.2 | 0.199 | 8.3 | 4.34 | |
| | | 1/6/2022 | 9.20 | 7.49 | 215.3 | 0.132 | 14.18 | 60.6 | x |
| | | 1/12/2022 | 4.90 | 7.57 | 127 | 0.159 | 13.21 | 28 | |
| | | 1/19/2022 | 8.90 | 7.54 | 140.8 | 0.116 | 12.43 | 58.3 | x |

## Table 2. Surface Water General Parameter Measurements
## 2020-L1-SR2448 Incident

| Location ID | Description | Date | Temperature (°C) | pH (STU) | ORP (mV) | Conductivity (mS/cm) | DO (mg/L) | Turbidity (NTU) | Rain Event |
|---|---|---|---|---|---|---|---|---|---|
| SW-3 | South Prong Clark Creek (Downgradient of the leak site) | 8/15/2020 | 25.04 | 7.65 | 109 | 0.113 | 7.17 | 224 | |
| | | 8/16/2020 | 22.52 | 7.54 | 123 | 0.099 | 7.67 | 250 | |
| | | 8/17/2020 | 22.66 | 7.64 | 125 | 0.131 | 7.76 | 248 | |
| | | 8/18/2020 | 20.10 | 7.68 | 111 | 0.151 | 7.65 | 198 | |
| | | 8/19/2020 | 22.98 | 7.66 | 147 | 0.166 | 6.02 | 27.3 | |
| | | 8/20/2020 | 21.92 | 7.8 | 99 | 0.176 | 5.37 | 20.9 | |
| | | 8/21/2020 | 21.40 | 7.64 | 128 | 0.16 | 3.79 | 94.2 | |
| | | 8/22/2020 | 22.26 | 7.88 | 113 | 0.154 | 6.66 | 35.5 | |
| | | 8/27/2020 | 24.99 | 7.83 | 162 | 0.187 | 6 | 8.2 | |
| | | 9/1/2020 | 25.34 | 7.61 | 162 | 0.105 | 5.81 | 141 | x |
| | | 9/2/2020 | 27.13 | 7.12 | 176 | 0.071 | 4.52 | 238 | x |
| | | 9/3/2020 | 25.18 | 7.38 | 158 | 0.100 | 5.4 | 98.5 | x |
| | | 9/10/2020 | 24.46 | 7.67 | 177 | 0.18 | 6.11 | 30.9 | |
| | | 9/17/2020 | 21.41 | 7.29 | 190 | 0.087 | 6.67 | ORWQM | |
| | | 9/19/2020 | 19.90 | 7.41 | 177 | 0.107 | 5.95 | 50.1 | x |
| | | 9/24/2020 | 16.97 | 7.14 | 149 | 0.126 | 12.27 | 0 | |
| | | 9/26/2020 | 18.52 | 6.4 | 195 | 0.066 | 9.22 | 187 | x |
| | | 10/1/2020 | 17.16 | 7.32 | 144 | 0.125 | 3.33 | 244 | |
| | | 10/7/2020 | 15.77 | 6.68 | 272 | 0.23 | 9.85 | 0 | |
| | | 10/12/2020 | 21.09 | 6.57 | 252 | 0.068 | 6.17 | 420 | x |
| | | 10/22/2020 | 16.54 | 6.69 | 199 | 0.158 | 5.84 | 3.5 | |
| | | 10/31/2020 | 12.55 | 7.47 | 200 | 0.107 | 9.87 | 164 | |
| | | 11/5/2020 | 16.33 | 6.99 | 143 | 0.095 | 5.99 | 50.6 | |
| | | 11/13/2020 | 17.53 | 6.79 | 226 | 0.03 | 6.27 | 429 | x |
| | | 11/19/2020 | 8.58 | 6.65 | 151 | 0.121 | 7.61 | 62 | |
| | | 12/1/2020 | 11.00 | 6.95 | 154.6 | 0.145 | 10.57 | 52.8 | x |
| | | 12/17/2020 | 9.00 | 6.87 | 231.4 | 0.153 | 11.46 | 54.8 | x |
| | | 12/30/2020 | 6.90 | 6.92 | 52.1 | 0.176 | 10.69 | 14.8 | |
| | | 1/14/2021 | 10.00 | 7.34 | 144.1 | 0.18 | 12.69 | 12.9 | |
| | | 1/27/2021 | 11.60 | 7.27 | 186.7 | 0.127 | 16.64 | 89.3 | x |
| | | 2/12/2021 | 6.60 | 7.1 | 175.4 | 0.112 | 13.41 | 60 | x |
| | | 2/26/2021 | 10.10 | 6.9 | 234.6 | 0.163 | 11.11 | 21.7 | |
| | | 3/10/2021 | 17.80 | 7.35 | 140.5 | 12.28 | 0.191 | 12.01 | |
| | | 3/19/2021 | 11.50 | 6.81 | 196.7 | 0.082 | 8.91 | 86.6 | x |
| | | 3/24/2021 | 15.30 | 7.33 | 139.2 | 0.174 | 9.19 | 18.3 | |
| | | 3/26/2021 | 20.00 | 7.06 | 181 | 0.093 | 9.64 | 71.3 | x |
| | | 4/7/2021 | 21.80 | 7.44 | 148.1 | 0.192 | 12.44 | 15.6 | |
| | | 4/21/2021 | 18.40 | 7.46 | 121 | 0.225 | 12.46 | 8.44 | |
| | | 5/5/2021 | 21.30 | 7.39 | 169.7 | 0.159 | 8.82 | 35.7 | |
| | | 5/20/2021 | 21.90 | 7.71 | 169.8 | 0.235 | 8.69 | 10.59 | |
| | | 6/3/2021 | 22.10 | 7.75 | 88.5 | 0.26 | 12.96 | 8.54 | |
| | | 6/9/2021 | 25.30 | 7.05 | 158 | 0.114 | 9.22 | 81.3 | x |
| | | 6/16/2021 | 24.20 | 7.3 | 127.1 | 0.255 | 8.3 | 7.68 | |
| | | 7/2/2021 | 23.60 | 6.69 | 132.3 | 0.112 | 11.38 | 63.9 | |
| | | 7/14/2021 | 25.30 | 7.03 | 214.7 | 0..263 | 14.23 | 14.28 | |
| | | 7/16/2021 | 27.60 | 7.22 | 102.2 | 0.163 | 9.95 | 105.6 | x |
| | | 7/20/2021 | 24.40 | 6.45 | 145.9 | 0.14 | 11.63 | 72 | x |
| | | 7/28/2021 | 25.10 | 7.58 | 99.8 | 0.222 | 3.87 | 78.6 | x |
| | | 8/11/2021 | 23.50 | 7.39 | 140 | 0.24 | 9.52 | 4.81 | |
| | | 8/18/2021 | 24.10 | 7.47 | 104.2 | 0.099 | 7.32 | 148 | x |
| | | 8/25/2021 | 24.00 | 7.99 | 129.9 | 0.243 | 7.19 | 4.48 | |
| | | 9/8/2021 | 22.70 | 6.96 | 176.1 | 0.198 | 6.86 | 39.7 | |
| | | 9/22/2021 | 23.00 | 7.38 | 214.4 | 0.164 | 4.76 | 13.5 | |
| | | 10/6/2021 | 21.20 | 7.23 | 112.9 | 0.298 | 7.64 | 2.9 | |
| | | 10/19/2021 | 12.80 | 6.92 | 136.2 | 0.272 | 8.34 | 1.92 | |
| | | 11/1/2021 | 14.00 | 7.18 | 114 | 0.254 | 8.94 | 1.78 | |
| | | 11/17/2021 | 8.20 | 7.43 | 195.8 | 0.255 | 12.01 | 2.18 | |
| | | 12/1/2021 | 7.80 | 7.26 | 163.4 | 0.218 | 14.49 | 1.54 | |
| | | 12/15/2021 | 6.70 | 7.59 | 122.3 | 0.232 | 13.67 | 3.98 | |
| | | 12/30/2021 | 15.40 | 7.48 | 86.2 | 0.249 | 9.53 | 3.08 | |
| | | 1/6/2022 | 8.70 | 7.11 | 201 | 0.187 | 11.45 | 35.7 | x |
| | | 1/12/2022 | 4.50 | 7.66 | 110.6 | 0.235 | 12.45 | 7.99 | |
| | | 1/19/2022 | 7.00 | 7.53 | 130.6 | 0.256 | 12.93 | 25.6 | x |

**Table 2. Surface Water General Parameter Measurements**
**2020-L1-SR2448 Incident**

| Location ID | Description | Date | Temperature (°C) | pH (STU) | ORP (mV) | Conductivity (mS/cm) | DO (mg/L) | Turbidity (NTU) | Rain Event |
|---|---|---|---|---|---|---|---|---|---|
| SW-4 | Clarke Creek (Downgradient of North/South Prong Clark Creek confluence) | 8/15/2020 | 25.06 | 7.7 | 108 | 0.124 | 8.00 | 168 | |
| | | 8/16/2020 | 22.85 | 7.62 | 96 | 0.099 | 7.32 | 299 | |
| | | 8/17/2020 | 23.03 | 7.55 | 87 | 0.127 | 8.00 | 125 | |
| | | 8/18/2020 | 20.96 | 7.60 | 106 | 0.129 | 7.07 | 96.7 | |
| | | 8/19/2020 | 23.79 | 7.63 | 145 | 0.147 | 6.66 | 29.3 | |
| | | 8/20/2020 | 22.41 | 7.77 | 90 | 0.155 | 4.98 | 22.5 | |
| | | 8/21/2020 | 21.74 | 7.69 | 114 | 0.163 | 6.17 | 40.2 | |
| | | 8/22/2020 | 22.20 | 7.9 | 102 | 0.14 | 7.59 | 42 | |
| | | 8/27/2020 | 25.56 | 7.71 | 187 | 0.172 | 6.01 | 7.6 | |
| | | 9/1/2020 | 25.61 | 7.43 | 138 | 0.116 | 5.73 | 58 | x |
| | | 9/2/2020 | 27.75 | 6.75 | 187 | 0.078 | 4.97 | 278 | x |
| | | 9/3/2020 | 25.69 | 6.86 | 165 | 0.103 | 4.16 | 131 | x |
| | | 9/10/2020 | 24.07 | 7.44 | 173 | 0.153 | 6.45 | 23.9 | |
| | | 9/17/2020 | 21.04 | 7.2 | 183 | 0.127 | 5.82 | 886 | |
| | | 9/19/2020 | 20.06 | 7.23 | 156 | 0.103 | 7.04 | 71.7 | x |
| | | 9/24/2020 | 17.01 | 6.51 | 174 | 0.108 | 8.9 | 0 | |
| | | 9/26/2020 | 18.63 | 6.12 | 187 | 0.067 | 9.09 | 215 | x |
| | | 10/1/2020 | 16.78 | 6.64 | 180 | 0.116 | 7.32 | 41 | |
| | | 10/7/2020 | 21.92 | 7.01 | 195 | 0.203 | 4.92 | 0 | |
| | | 10/12/2020 | 21.05 | 6.28 | 269 | 0.067 | 6.08 | 432 | x |
| | | 10/22/2020 | 16.12 | 6.16 | 240 | 0.13 | 8.86 | 69.2 | |
| | | 10/31/2020 | 12.21 | 7.35 | 184 | 0.098 | 4.04 | 168 | |
| | | 11/5/2020 | 18.22 | 6.82 | 170 | 0.085 | 7 | 54.1 | |
| | | 11/13/2020 | 17.44 | 6.57 | 245 | 0.028 | 9.01 | 442 | x |
| | | 11/19/2020 | 8.61 | 6.08 | 191 | 0.106 | 7.61 | 113 | |
| | | 12/1/2020 | 11.00 | 6.97 | 167.9 | 0.182 | 8.32 | 68 | x |
| | | 12/17/2020 | 9.20 | 6.88 | 262.4 | 0.127 | 14.08 | 55.3 | x |
| | | 12/30/2020 | 6.90 | 7.01 | 115.5 | 0.167 | 11.01 | 16.1 | |
| | | 1/14/2021 | 10.00 | 7.55 | 151.1 | 0.174 | 11.48 | 14.04 | |
| | | 1/27/2021 | 10.60 | 7.27 | 195.1 | 0.131 | 11.48 | 86.3 | x |
| | | 2/12/2021 | 5.90 | 7.14 | 186.7 | 0.115 | 13.3 | 58.1 | x |
| | | 2/26/2021 | 9.70 | 7.07 | 269.1 | 0.155 | 11.26 | 27.1 | |
| | | 3/10/2021 | 17.40 | 7.56 | 178.2 | 0.182 | 11.74 | 10.97 | |
| | | 3/19/2021 | 11.50 | 6.94 | 218.4 | 0.092 | 9.85 | 80.3 | x |
| | | 3/24/2021 | 15.90 | 7.45 | 160.9 | 0.165 | 10.63 | 27.6 | |
| | | 3/26/2021 | 20.40 | 6.94 | 179.9 | 0.095 | 9.69 | 75.1 | x |
| | | 4/7/2021 | 22.10 | 7.47 | 183.1 | 0.179 | 11.97 | 22.1 | |
| | | 4/21/2021 | 19.10 | 7.51 | 174 | 0.221 | 9.83 | 6.36 | |
| | | 5/5/2021 | 22.00 | 7.63 | 147.2 | 0.177 | 11.72 | 25.3 | |
| | | 5/20/2021 | 22.20 | 7.79 | 188.8 | 0.231 | 9.54 | 7.22 | |
| | | 6/3/2021 | 22.60 | 7.83 | 93.9 | 0.264 | 12.11 | 4.57 | |
| | | 6/9/2021 | 25.40 | 7.2 | 181.6 | 0.122 | 8.61 | 66.9 | x |
| | | 6/16/2021 | 23.10 | 7.77 | 124.2 | 0.22 | 10.26 | 9.08 | |
| | | 7/2/2021 | 24.10 | 6.99 | 128.6 | 0.102 | 7.27 | 108 | |
| | | 7/14/2021 | 26.30 | 7.18 | 100.5 | 0.22 | 13.52 | 12.6 | |
| | | 7/16/2021 | 27.20 | 7.25 | 168.3 | 0.147 | 10.07 | 102.8 | x |
| | | 7/20/2021 | 24.50 | 6.71 | 139 | 0.139 | 11.14 | 91.7 | x |
| | | 7/28/2021 | 25.80 | 6.77 | 136.4 | 0.176 | 2.36 | 122 | x |
| | | 8/11/2021 | 24.60 | 7.25 | 141.8 | 0.201 | 8.3 | 16.6 | |
| | | 8/18/2021 | 25.10 | 7.56 | 107 | 0.09 | 7.63 | 624 | x |
| | | 8/25/2021 | 24.70 | 7.28 | 158.1 | 0.207 | 7.54 | 6.46 | |
| | | 9/8/2021 | 23.30 | 6.99 | 172.4 | 0.233 | 7.67 | 22.9 | |
| | | 9/22/2021 | 23.30 | 7.03 | 241.7 | 0.132 | 5.73 | 57.2 | |
| | | 10/6/2021 | 22.20 | 7.11 | 121.2 | 0.237 | 6.86 | 3.79 | |
| | | 10/19/2021 | 15.20 | 7.03 | 123.1 | 0.239 | 9.48 | 2.38 | |
| | | 11/1/2021 | 15.30 | 7.07 | 131.4 | 0.214 | 9.78 | 1.94 | |
| | | 11/17/2021 | 9.60 | 7.51 | 217.4 | 0.198 | 12.45 | 2.18 | |
| | | 12/1/2021 | 9.50 | 7.41 | 189.4 | 0.221 | 15.86 | 2.85 | |
| | | 12/15/2021 | 8.00 | 7.6 | 101.8 | 0.159 | 12.86 | 6.07 | |
| | | 12/30/2021 | 15.80 | 7.64 | 75.7 | 0.203 | 9.8 | 4.1 | |
| | | 1/6/2022 | 10.00 | 7.44 | 217 | 0.141 | 12.46 | 103 | x |
| | | 1/12/2022 | 5.60 | 7.56 | 125.1 | 0.176 | 12.6 | 22.3 | |
| | | 1/19/2022 | 8.50 | 7.34 | 480.4 | 0.146 | 11.42 | 104 | x |

**Table 2. Surface Water General Parameter Measurements**
**2020-L1-SR2448 Incident**

| Location ID | Description | Date | Temperature (°C) | pH (STU) | ORP (mV) | Conductivity (mS/cm) | DO (mg/L) | Turbidity (NTU) | Rain Event |
|---|---|---|---|---|---|---|---|---|---|
| SW-5 | Ramah Creek (Upgradient of SW-6) | 8/15/2020 | 25.44 | 7.49 | 51 | 0.156 | 6.92 | 14.3 | |
| | | 8/16/2020 | 23.57 | 7.59 | 55 | 0.123 | 8.70 | 16.6 | |
| | | 8/17/2020 | 22.57 | 7.42 | 62 | 0.144 | 5.81 | 24.3 | |
| | | 8/18/2020 | 20.28 | 7.54 | 37 | 0.142 | 7.87 | 0.00 | |
| | | 8/19/2020 | 23.98 | 7.75 | 136 | 0.151 | 6.72 | 51.1 | |
| | | 8/20/2020 | 22.06 | 7.77 | 86 | 0.151 | 6.04 | 0 | |
| | | 8/21/2020 | 21.73 | 7.74 | 109 | 0.149 | 5.3 | 39.1 | |
| | | 8/22/2020 | 22.29 | 7.77 | 73 | 0.137 | 7.38 | 21.6 | |
| | | 8/27/2020 | 26.12 | 7.59 | 177 | 0.159 | 5.29 | 8.9 | |
| | | 9/1/2020 | 25.13 | 7.29 | 120 | 0.108 | 5.47 | 858 | x |
| | | 9/2/2020 | 27.51 | 6.59 | 151 | 0.073 | 4.48 | 233 | x |
| | | 9/3/2020 | 24.87 | 5.99 | 213 | 0.100 | 4.02 | 217 | x |
| | | 9/10/2020 | 23.80 | 7.4 | 173 | 0.15 | 5.96 | 10 | |
| | | 9/17/2020 | 21.28 | 7.05 | 191 | 0.102 | 4.96 | 505 | |
| | | 9/19/2020 | 20.82 | 6.96 | 149 | 0.1 | 6.16 | 98.8 | x |
| | | 9/24/2020 | 17.04 | 6.69 | 183 | 0.101 | 4.22 | 0 | |
| | | 9/26/2020 | 18.34 | 6.1 | 194 | 0.064 | 6.05 | 271 | x |
| | | 10/1/2020 | 17.16 | 6.87 | 136 | 0.11 | 4.82 | 9.7 | |
| | | 10/7/2020 | 22.65 | 7.06 | 133 | 0.176 | 6.12 | 0.3 | |
| | | 10/12/2020 | 20.35 | 6.03 | 282 | 0.057 | 3.15 | 389 | x |
| | | 10/22/2020 | 16.03 | 6.37 | 225 | 0.119 | 7.43 | 14.1 | |
| | | 10/31/2020 | 12.23 | 6.45 | 240 | 0.102 | 6.47 | 297 | |
| | | 11/5/2020 | 17.06 | 6.68 | 170 | 0.08 | 7.56 | 54.2 | |
| | | 11/13/2020 | 17.11 | 6.4 | 250 | 0.026 | 6.39 | 314 | x |
| | | 11/19/2020 | 7.94 | 5.89 | 189 | 0.091 | 5.44 | 136 | |
| | | 12/1/2020 | 11.00 | 6.69 | 184.3 | 0.137 | 8.17 | 60.7 | x |
| | | 12/17/2020 | 8.70 | 6.62 | 235.2 | 0.115 | 12.8 | 61.3 | x |
| | | 12/30/2020 | 6.90 | 7.08 | 80.9 | 0.143 | 12.34 | 14.9 | |
| | | 1/14/2021 | 10.60 | 7.42 | 126.2 | 0.144 | 13.11 | 13.9 | |
| | | 1/27/2021 | 10.50 | 7.12 | 186.9 | 0.115 | 14.76 | 64.7 | x |
| | | 2/12/2021 | 6.20 | 7.01 | 179 | 0.102 | 17.02 | 36.5 | x |
| | | 2/26/2021 | 9.80 | 7.02 | 269.5 | 0.115 | 10.26 | 42.1 | |
| | | 3/10/2021 | 18.20 | 7.46 | 176.3 | 0.151 | 12.61 | 12 | |
| | | 3/19/2021 | 11.60 | 6.92 | 207.5 | 0.075 | 12.93 | 93.2 | x |
| | | 3/24/2021 | 16.20 | 7.4 | 157.5 | 0.135 | 8.13 | 19.4 | |
| | | 3/26/2021 | 19.90 | 6.83 | 192.1 | 0.075 | 8.89 | 94.5 | x |
| | | 4/7/2021 | 24.00 | 7.36 | 180.2 | 0.146 | 9.52 | 29.8 | |
| | | 4/21/2021 | 19.60 | 6.92 | 131.8 | 0.137 | 9.86 | 80.9 | |
| | | 5/5/2021 | 23.30 | 7.6 | 168.8 | 0.161 | 11.4 | 19.1 | |
| | | 5/20/2021 | 24.50 | 7.72 | 186.6 | 0.192 | 12.15 | 9.34 | |
| | | 6/3/2021 | 24.60 | 7.59 | 106.3 | 0.186 | 9.75 | 11.62 | |
| | | 6/9/2021 | 27.30 | 7.31 | 160.8 | 0.169 | 8.74 | 259 | x |
| | | 6/16/2021 | 25.50 | 7.8 | 156.3 | 0.201 | 10.57 | 8.01 | |
| | | 7/2/2021 | 22.80 | 6.11 | 170.9 | 0.097 | 8.3 | ORWQM | |
| | | 7/14/2021 | 28.40 | 7.32 | 80 | 0.212 | 12.79 | 13 | |
| | | 7/16/2021 | 28.30 | 6.92 | 116.2 | 0.18 | 9.22 | 106.8 | x |
| | | 7/20/2021 | 24.50 | 6.6 | 176.2 | 0.116 | 10.88 | 143 | x |
| | | 7/28/2021 | 27.90 | 7.03 | 107.9 | 0.191 | 2.25 | 35.4 | x |
| | | 8/11/2021 | 27.30 | 7.15 | 162.1 | 0.213 | 8.38 | 3.13 | |
| | | 8/18/2021 | 25.70 | 7.44 | 105.5 | 0.107 | 6.7 | 182 | x |
| | | 8/25/2021 | 27.20 | 7.78 | 119.9 | 0.212 | 7.02 | 2.15 | |
| | | 9/8/2021 | 26.40 | 7.33 | 118.3 | 0.203 | 7.65 | 2.47 | |
| | | 9/22/2021 | 23.40 | 6.93 | 250.3 | 0.147 | 5.03 | 27.1 | |
| | | 10/6/2021 | 23.20 | 7.24 | 67.6 | 0.234 | 7.37 | 2.72 | |
| | | 10/19/2021 | 18.20 | 6.96 | 48.4 | 0.226 | 9.13 | 1.97 | |
| | | 11/1/2021 | 16.90 | 6.97 | 51 | 0.214 | 7.73 | 2.16 | |
| | | 11/17/2021 | 11.10 | 7.43 | 196.1 | 0.216 | 11.28 | 3.48 | |
| | | 12/1/2021 | 11.10 | 7.15 | 214.7 | 211.8 | 16.55 | 2 | |
| | | 12/15/2021 | 9.40 | 7.41 | 142.9 | 0.189 | 12.33 | 15.8 | |
| | | 12/30/2021 | 15.90 | 7.36 | 21.8 | 0.195 | 7.21 | 7.74 | |
| | | 1/6/2022 | 10.80 | 7.2 | 130.4 | 0.129 | 11.38 | 71.5 | x |
| | | 1/12/2022 | 7.30 | 7.55 | 89.8 | 0.158 | 11.7 | 35.3 | |
| | | 1/19/2022 | 6.60 | 7.18 | 105.6 | 0.194 | 13.02 | 37 | x |

**Table 2. Surface Water General Parameter Measurements**
**2020-L1-SR2448 Incident**

| Location ID | Description | Date | Temperature (°C) | pH (STU) | ORP (mV) | Conductivity (mS/cm) | DO (mg/L) | Turbidity (NTU) | Rain Event |
|---|---|---|---|---|---|---|---|---|---|
| SW-6 | Clarke Creek (Downgradient of Ramah Creek confluence) | 8/15/2020 | 25.97 | 7.56 | 109 | 0.131 | 6.50 | 20.7 | |
| | | 8/16/2020 | 24.06 | 7.13 | 125 | 0.107 | 4.42 | 122 | |
| | | 8/17/2020 | 24.06 | 7.64 | 124 | 0.139 | 7.38 | 71.3 | |
| | | 8/18/2020 | 21.92 | 7.49 | 110 | 0.136 | 7.03 | 52.4 | |
| | | 8/19/2020 | 23.21 | 7.56 | 127 | 0.142 | 7.7 | 23 | |
| | | 8/20/2020 | 22.42 | 7.79 | 126 | 0.151 | 6.38 | 17 | |
| | | 8/21/2020 | 22.09 | 7.56 | 131 | 0.14 | 5.55 | 15.7 | |
| | | 8/22/2020 | 22.52 | 7.69 | 113 | 0.138 | 6.03 | 28 | |
| | | 8/27/2020 | 25.02 | 7.64 | 228 | 0.17 | 5.32 | 3.8 | |
| | | 9/1/2020 | 26.00 | 7.19 | 156 | 0.151 | 5.08 | 103 | x |
| | | 9/2/2020 | 27.23 | 6.34 | 224 | 0.058 | 2.51 | 389 | x |
| | | 9/3/2020 | 25.38 | 6.57 | 202 | 0.057 | 4.38 | 135 | x |
| | | 9/10/2020 | 24.48 | 7.02 | 211 | 0.16 | 4.93 | 18.7 | |
| | | 9/17/2020 | 21.66 | 6.76 | 225 | 0.133 | 5.51 | 39 | |
| | | 9/19/2020 | 21.06 | 6.82 | 279 | 0.111 | 5.53 | 57.5 | x |
| | | 9/24/2020 | 17.19 | 6.67 | 195 | 0.108 | 10 | 21.4 | |
| | | 9/26/2020 | 19.04 | 6.22 | 207 | 0.052 | 9.75 | 102 | x |
| | | 10/1/2020 | 17.17 | 6.84 | 179 | 0.119 | 7.72 | 19.5 | |
| | | 10/7/2020 | 22.00 | 7.1 | 186 | 0.207 | 6.05 | 0.5 | |
| | | 10/12/2020 | 20.95 | 5.72 | 291 | 0.046 | 1.35 | 515 | x |
| | | 10/22/2020 | 15.92 | 6.48 | 245 | 0.136 | 2.87 | 20.9 | |
| | | 10/31/2020 | 13.23 | 6.72 | 256 | 0.108 | 3.45 | 209 | |
| | | 11/5/2020 | 15.77 | 6.54 | 208 | 0.069 | 8.21 | 116 | |
| | | 11/13/2020 | 18.17 | 6.3 | 259 | 0.02 | 7.7 | 410 | x |
| | | 11/19/2020 | 7.62 | 6.09 | 204 | 0.11 | 8.15 | 106 | |
| | | 12/1/2020 | 10.00 | 6.48 | 204.6 | 0.135 | 5.65 | 46 | x |
| | | 12/17/2020 | 7.60 | 6.04 | 288 | 0.189 | 15 | 57.1 | x |
| | | 12/30/2020 | 6.20 | 6.8 | 36 | 0.185 | 10.04 | 21.7 | |
| | | 1/14/2021 | 9.90 | 7.2 | 110.6 | 0.174 | 12.44 | 16.9 | |
| | | 1/27/2021 | 9.70 | 6.88 | 223.1 | 0.123 | 16.67 | 74.1 | x |
| | | 2/12/2021 | 6.10 | 6.94 | 185.2 | 0.125 | 16.57 | 33.6 | x |
| | | 2/26/2021 | 9.60 | 6.86 | 278.3 | 0.143 | 11.38 | 28.9 | |
| | | 3/10/2021 | 16.90 | 7.09 | 99.1 | 0.194 | 12.37 | 17.5 | |
| | | 3/19/2021 | 11.70 | 6.7 | 221.4 | 0.081 | 9.31 | 98.4 | x |
| | | 3/24/2021 | 16.40 | 7.3 | 194.6 | 0.154 | 10.37 | 23.5 | |
| | | 3/26/2021 | 17.60 | 6.68 | 210.3 | 0.062 | 10.48 | 126 | x |
| | | 4/7/2021 | 22.20 | 7.02 | 186 | 0.161 | 12.07 | 18.6 | |
| | | 4/21/2021 | 19.90 | 7.12 | 167.2 | 0.201 | 10.29 | 21.2 | |
| | | 5/5/2021 | 22.50 | 7.4 | 155.8 | 0.171 | 6.68 | 24 | |
| | | 5/20/2021 | 24.40 | 7.63 | 187.5 | 0.215 | 8.64 | 8.01 | |
| | | 6/3/2021 | 24.00 | 7.68 | 111.4 | 0.23 | 10.46 | 8.29 | |
| | | 6/9/2021 | 26.50 | 7.13 | 189.9 | 0.125 | 10.07 | 94.4 | x |
| | | 6/16/2021 | 25.30 | 7.6 | 135.1 | 0.214 | 9.09 | 7.89 | |
| | | 7/2/2021 | 23.30 | 6.19 | 171.6 | 0.094 | 7.75 | 840 | |
| | | 7/14/2021 | 27.00 | 7.26 | 113 | 0.22 | 11.09 | 18.7 | |
| | | 7/16/2021 | 28.20 | 6.43 | 141 | 0.161 | 7.54 | 78.5 | x |
| | | 7/20/2021 | 24.40 | 5.93 | 198.8 | 0.096 | 7.2 | 63 | x |
| | | 7/28/2021 | 27.60 | 6.95 | 115.2 | 0.181 | 2.14 | 83.9 | x |
| | | 8/11/2021 | 26.60 | 7.62 | 141.9 | 0.21 | 7.73 | 13 | |
| | | 8/18/2021 | 24.80 | 7.05 | 118 | 0.1 | 2.96 | 264 | x |
| | | 8/25/2021 | 26.50 | 7.79 | 133.4 | 0.199 | 6.85 | 6.68 | |
| | | 9/8/2021 | 25.40 | 7.07 | 140.1 | 0.227 | 6.59 | 6.2 | |
| | | 9/22/2021 | 23.30 | 6.91 | 258.7 | 0.195 | 5.17 | 24.5 | |
| | | 10/6/2021 | 22.30 | 7.46 | 90.2 | 0.243 | 5.72 | 3.86 | |
| | | 10/19/2021 | 13.60 | 7.26 | 116.5 | 0.232 | 7.51 | 2.71 | |
| | | 11/1/2021 | 15.60 | 7.05 | 119.3 | 0.221 | 7.81 | 4.85 | |
| | | 11/17/2021 | 9.90 | 7.5 | 277 | 0.219 | 10.05 | 3.96 | |
| | | 12/1/2021 | Not collected due to new fence and a notice of no trespassing | | | | | | |
| | | 12/15/2021 | Not collected due to new fence and a notice of no trespassing | | | | | | |
| | | 12/30/2021 | Not collected due to new fence and a notice of no trespassing | | | | | | |
| | | 1/6/2022 | Not collected due to new fence and a notice of no trespassing | | | | | | x |
| | | 1/12/2022 | Not collected due to new fence and a notice of no trespassing | | | | | | |
| | | 1/19/2022 | Not collected due to new fence and a notice of no trespassing | | | | | | x |

## Table 2. Surface Water General Parameter Measurements
## 2020-L1-SR2448 Incident

| Location ID | Description | Date | Temperature (°C) | pH (STU) | ORP (mV) | Conductivity (mS/cm) | DO (mg/L) | Turbidity (NTU) | Rain Event |
|---|---|---|---|---|---|---|---|---|---|
| SW-7 | Rocky River (Downgradient of Clarke River confluence) | 8/15/2020 | 25.81 | 7.56 | 132 | 0.175 | 6.65 | 45.5 | |
| | | 8/16/2020 | 23.98 | 7.33 | 127 | 0.103 | 6.02 | 254 | |
| | | 8/17/2020 | 25.00 | 7.76 | 101 | 0.122 | 6.89 | 102 | |
| | | 8/18/2020 | 22.22 | 7.54 | 114 | 0.16 | 7.15 | 71.7 | |
| | | 8/19/2020 | 22.89 | 7.63 | 118 | 0.181 | 6.39 | 41.5 | |
| | | 8/20/2020 | 22.67 | 7.75 | 145 | 0.179 | 6.02 | 33.5 | |
| | | 8/21/2020 | 22.54 | 7.57 | 141 | 0.191 | 6.08 | 49 | |
| | | 8/22/2020 | 22.66 | 7.65 | 124 | 0.161 | 6.11 | 52.9 | |
| | | 8/27/2020 | 25.42 | 7.88 | 247 | 0.24 | 5.61 | 25 | |
| | | 9/1/2020 | 25.66 | 7.00 | 183 | 0.106 | 4.72 | 197 | x |
| | | 9/2/2020 | 31.26 | 4.96 | 338 | 2.28 | 6.15 | 163 | x |
| | | 9/3/2020 | 26.12 | 5.81 | 312 | 0.134 | 3.51 | 108 | x |
| | | 9/10/2020 | 24.39 | 6.19 | 303 | 0.216 | 6.02 | 26.6 | |
| | | 9/17/2020 | 21.81 | 5.93 | 287 | 0.21 | 6.37 | 138 | |
| | | 9/19/2020 | 21.22 | 6.65 | 335 | 0.127 | 6.16 | 43.2 | x |
| | | 9/24/2020 | 17.50 | 6.06 | 194 | 0.161 | 5.4 | 10 | |
| | | 9/26/2020 | 18.85 | 5.67 | 200 | 0.088 | 10.57 | 189 | x |
| | | 10/1/2020 | 16.43 | 6.08 | 217 | 0.133 | 6.35 | 57.9 | |
| | | 10/7/2020 | 23.92 | 6.96 | 207 | 0.242 | 5.45 | 6.8 | |
| | | 10/12/2020 | 20.01 | 5.03 | 309 | 0.134 | 2.07 | 410 | x |
| | | 10/22/2020 | 17.12 | 6.06 | 265 | 0.174 | 3.81 | 22.5 | |
| | | 10/31/2020 | 13.82 | 6.15 | 256 | 0.124 | 0.44 | 167 | |
| | | 11/5/2020 | 18.47 | 5.99 | 209 | 0.136 | 6.17 | 64.1 | |
| | | 11/13/2020 | 18.16 | 6.03 | 263 | 0.037 | 2.5 | 357 | x |
| | | 11/19/2020 | 8.09 | 5.78 | 271 | 0.145 | 3.81 | 105 | |
| | | 12/1/2020 | 11.60 | 6.5 | 234.2 | 0.018 | 10.51 | 70.3 | x |
| | | 12/17/2020 | 10.60 | 3.96 | 202.9 | 0.01 | 12.56 | 64.7 | x |
| | | 12/30/2020 | 6.70 | 7.02 | 86.5 | 0.192 | 10.4 | 18.3 | |
| | | 1/14/2021 | 10.00 | 7.47 | 116 | 0.202 | 14.41 | 18.3 | |
| | | 1/27/2021 | 9.50 | 6.75 | 243.3 | 0.15 | 12.84 | 64.8 | x |
| | | 2/12/2021 | 6.90 | 7.12 | 193.6 | 0.134 | 12.26 | 53.7 | x |
| | | 2/26/2021 | 10.00 | 7.11 | 283.9 | 0.175 | 10.25 | 19.5 | |
| | | 3/10/2021 | 16.70 | 7.63 | 164.1 | 0.203 | 15.78 | 12.28 | |
| | | 3/19/2021 | 13.00 | 7.09 | 204 | 0.099 | 8.75 | 98.6 | x |
| | | 3/24/2021 | 17.20 | 7.44 | 192.4 | 0.189 | 12.37 | 17 | |
| | | 3/26/2021 | 18.90 | 6.69 | 203.7 | 0.073 | 9.35 | 138 | x |
| | | 4/7/2021 | 21.40 | 7.31 | 197.1 | 0.201 | 10.56 | 15.7 | |
| | | 4/21/2021 | 20.20 | 7.59 | 163.9 | 0.234 | 10.8 | 11.56 | |
| | | 5/5/2021 | 22.90 | 7.56 | 181.9 | 0.18 | 10.66 | 18.9 | |
| | | 5/20/2021 | 24.70 | 7.67 | 170.6 | 0.259 | 9.86 | 12.5 | |
| | | 6/3/2021 | 24.20 | 7.82 | 99 | 0.284 | 11.15 | 12.3 | |
| | | 6/9/2021 | 25.50 | 7.34 | 183.5 | 0.283 | 7.46 | 50.2 | x |
| | | 6/16/2021 | 25.30 | 7.74 | 173.6 | 0.287 | 10.4 | 13.95 | |
| | | 7/2/2021 | 24.20 | 6.58 | 161.9 | 0.179 | 6.57 | 81.7 | |
| | | 7/14/2021 | 28.70 | 7.53 | 97.9 | 0.315 | 11.19 | 14.15 | |
| | | 7/16/2021 | 28.80 | 7.03 | 153.3 | 0.263 | 9.96 | 42.9 | x |
| | | 7/20/2021 | 24.80 | 6.41 | 172.1 | 0.154 | 10.15 | 71.4 | x |
| | | 7/28/2021 | 27.60 | 6.87 | 120.7 | 0.215 | 2.22 | 43 | x |
| | | 8/11/2021 | 27.30 | 7.13 | 181.4 | 0.331 | 8.2 | 5.48 | |
| | | 8/18/2021 | 25.20 | 7.25 | 118.2 | 0.103 | 6.2 | 68 | x |
| | | 8/25/2021 | 27.20 | 7.83 | 144.3 | 0.312 | 7.28 | 6.95 | |
| | | 9/8/2021 | 25.40 | 6.99 | 172.1 | 0.284 | 7.46 | 35.3 | |
| | | 9/22/2021 | 23.90 | 7.19 | 243.3 | 0.165 | 4.73 | 51.9 | |
| | | 10/6/2021 | 23.30 | 7.35 | 110.9 | 0.338 | 8.43 | 6.01 | |
| | | 10/19/2021 | 15.20 | 7.15 | 143.2 | 0.386 | 10.23 | 62 | |
| | | 11/1/2021 | 15.90 | 7.12 | 139 | 0.321 | 9.27 | 4.97 | |
| | | 11/17/2021 | 10.10 | 7.51 | 308.5 | 0.318 | 11.82 | 6.59 | |
| | | 12/1/2021 | 9.40 | 7.18 | 290.8 | 0.324 | 14.58 | 6.97 | |
| | | 12/15/2021 | 8.10 | 7.56 | 169.4 | 0.292 | 12.55 | 7.38 | |
| | | 12/30/2021 | 16.10 | 7.61 | 133 | 0.29 | 9.3 | 6.45 | |
| | | 1/6/2022 | 9.60 | 7.33 | 205.5 | 0.19 | 12.26 | 32.5 | x |
| | | 1/12/2022 | 5.60 | 7.35 | 70.1 | 0.249 | 10.74 | 17.3 | |
| | | 1/19/2022 | 6.50 | 7.34 | 135.4 | 0.294 | 12.92 | 23.4 | x |

**Table 2. Surface Water General Parameter Measurements**
**2020-L1-SR2448 Incident**

| Location ID | Description | Date | Temperature (°C) | pH (STU) | ORP (mV) | Conductivity (mS/cm) | DO (mg/L) | Turbidity (NTU) | Rain Event |
|---|---|---|---|---|---|---|---|---|---|
| SW-8 | Rocky River (Downgradient of Clarke River confluence) | 8/15/2020 | 25.72 | 7.65 | 105 | 0.164 | 7.71 | 56.4 | |
| | | 8/16/2020 | 24.19 | 7.47 | 136 | 0.098 | 6.34 | 280 | |
| | | 8/17/2020 | 25.66 | 7.84 | 134 | 0.189 | 6.88 | 15.5 | |
| | | 8/18/2020 | 22.44 | 7.60 | 105 | 0.15 | 6.9 | 73.3 | |
| | | 8/19/2020 | 23.05 | 7.58 | 130 | 0.171 | 5.34 | 43.5 | |
| | | 8/20/2020 | 22.77 | 7.68 | 178 | 0.168 | 3.6 | 50.4 | |
| | | 8/21/2020 | 22.73 | 7.53 | 127 | 0.193 | 5.7 | 33.5 | |
| | | 8/22/2020 | 22.72 | 7.72 | 115 | 0.145 | 6.5 | 60.1 | |
| SW-9 | Rocky River (Downgradient of Clarke River confluence) | 8/15/2020 | 25.27 | 7.57 | 126 | 0.165 | 5.61 | 93.1 | |
| | | 8/16/2020 | 23.83 | 7.49 | 125 | 0.087 | 4.11 | 332 | |
| | | 8/17/2020 | 23.01 | 7.40 | 98 | 0.117 | 6.77 | 101 | |
| | | 8/18/2020 | 23.12 | 7.60 | 140 | 0.135 | 6.47 | 72.2 | |
| | | 8/19/2020 | 23.31 | 7.33 | 136 | 0.161 | 5.9 | 34.1 | |
| | | 8/20/2020 | 23.45 | 7.45 | 203 | 0.139 | 5.34 | 40.1 | |
| | | 8/21/2020 | 23.43 | 7.33 | 126 | 0.168 | 4.86 | 23.5 | |
| | | 8/22/2020 | 22.99 | 7.55 | 131 | 0.156 | 6.24 | 109 | |
| SW-10 | Rocky River (Downgradient of Clarke River confluence) | 8/15/2020 | 25.44 | 7.56 | 127 | 0.169 | 6.18 | 77.7 | |
| | | 8/16/2020 | 24.14 | 7.34 | 125 | 0.091 | 5.39 | 459 | |
| | | 8/17/2020 | 23.15 | 7.31 | 113 | 0.134 | 6.16 | 115 | |
| | | 8/18/2020 | 23.52 | 7.62 | 142 | 0.158 | 6.36 | 154 | |
| | | 8/19/2020 | 23.54 | 7.2 | 147 | 0.191 | 5.46 | 3.89 | |
| | | 8/20/2020 | 23.1 | 7.45 | 158 | 0.112 | 5.62 | 219 | |
| | | 8/21/2020 | 23.61 | 7.2 | 152 | 0.124 | 4.95 | 35.1 | |
| | | 8/22/2020 | 23.39 | 7.53 | 128 | 0.163 | 5.43 | 62.3 | |
| SW-11 | Rocky River (Downgradient of Mallard Creek) | 8/15/2020 | 25.01 | 7.60 | 125 | 0.155 | 7.15 | 143 | |
| | | 8/16/2020 | 24.24 | 7.02 | 153 | 0.086 | 5.33 | 466 | |
| | | 8/17/2020 | 23.20 | 7.3 | 128 | 0.112 | 6.82 | 144 | |
| | | 8/18/2020 | 23.6 | 7.59 | 121 | 0.143 | 6.36 | 90.5 | |
| | | 8/19/2020 | 23.4 | 7.11 | 191 | 0.151 | 4.2 | 105 | |
| | | 8/20/2020 | 23.06 | 7.55 | 201 | 0.098 | 5.05 | 359 | |
| | | 8/21/2020 | 23.33 | 6.88 | 198 | 0.143 | 3.67 | 48.9 | |
| | | 8/22/2020 | 23.28 | 7.58 | 124 | 0.139 | 6.29 | 55.6 | |
| SW-12 | Rocky River (Downgradient of Back Creek) | 8/15/2020 | 25.03 | 7.61 | 130 | 0.159 | 6.98 | 157 | |
| | | 8/16/2020 | 24.22 | 7.22 | 150 | 0.091 | 6.01 | 433 | |
| | | 8/17/2020 | 23.10 | 7.45 | 121 | 0.105 | 6.74 | 152 | |
| | | 8/18/2020 | 23.73 | 7.73 | 120 | 0.141 | 7.07 | 117 | |
| | | 8/19/2020 | 23.31 | 6.9 | 226 | 0.153 | 5.45 | 56.8 | |
| | | 8/20/2020 | 23.12 | 7.72 | 119 | 0.096 | 5.83 | 565 | |
| | | 8/21/2020 | 23.36 | 6.38 | 266 | 0.138 | 4.66 | 51.3 | |
| | | 8/22/2020 | 23.27 | 7.74 | 124 | 0.148 | 6.11 | 93.7 | |

**Table 2. Surface Water General Parameter Measurements**
**2020-L1-SR2448 Incident**

| Location ID | Description | Date | Temperature (°C) | pH (STU) | ORP (mV) | Conductivity (mS/cm) | DO (mg/L) | Turbidity (NTU) | Rain Event |
|---|---|---|---|---|---|---|---|---|---|
| | | 9/1/2020 | 25.73 | 5.6 | 76 | 0.13 | 1.2 | 228 | x |
| | | 9/2/2020 | 28.17 | 7.13 | 171 | 0.121 | 2.95 | 6.97 | x |
| | | 9/3/2020 | 31.55 | 6.24 | 183 | 0.113 | 4.99 | 516 | x |
| | | 9/10/2020 | 25.85 | 7.16 | 114 | 0.12 | 6.24 | 188 | |
| | | 9/17/2020 | 22.23 | 7.3 | 108 | 0.098 | 5.81 | 566 | |
| | | 9/19/2020 | 22.30 | 5.66 | 132 | 0.082 | 0 | 190 | x |
| | | 9/24/2020 | 20.94 | 7.02 | 168 | 0.03 | 2.31 | 336 | |
| | | 9/26/2020 | 20.81 | 6.55 | 157 | 0.063 | 3.79 | 645 | x |
| | | 10/1/2020 | 31.28 | 6.27 | 64 | 0.066 | 3.98 | 0 | |
| | | 10/7/2020 | 20.20 | 5.97 | 179 | 0.109 | 6.35 | 24.9 | |
| | | 10/12/2020 | 23.51 | 6.06 | 225 | 0.098 | 3.94 | 98 | x |
| | | 10/22/2020 | 21.86 | 6.17 | 55 | 0.113 | 8.47 | 728 | |
| | | 10/31/2020 | 18.52 | 6.65 | 131 | 0.076 | 9.83 | 373 | |
| | | 11/5/2020 | 19.86 | 6.78 | 138 | 0.048 | 6.09 | 86.5 | |
| | | 11/13/2020 | 18.24 | 6.62 | 147 | 0.037 | 7.97 | 704 | x |
| | | 11/19/2020 | 14.36 | 6.35 | 99 | 0.07 | 253 | 649 | |
| | | 12/1/2020 | 13.50 | 5.89 | 116.3 | 0.128 | 7.93 | 18.5 | x |
| | | 12/17/2020 | 11.10 | 5.86 | 229.5 | 0.136 | 7.3 | 19.8 | x |
| | | 12/30/2020 | 7.80 | 5.95 | 228.2 | 0.149 | 9.87 | 11.25 | |
| | | 1/14/2021 | 8.40 | 6.64 | 164 | 0.164 | 11.45 | 9.2 | |
| | | 1/27/2021 | 12.10 | 6.74 | 133.3 | 0.148 | 19.2 | 13.06 | x |
| | | 2/12/2021 | 5.90 | 6.3 | 205.3 | 0.138 | 11.91 | 49.5 | x |
| | | 2/26/2021 | 9.50 | 5.15 | 302.9 | 0.105 | 7.85 | 11.52 | |
| | | 3/10/2021 | 12.90 | 6.71 | 216.2 | 0.098 | 14.29 | 22.2 | |
| | | 3/19/2021 | 11.20 | 6.4 | 197.5 | 0.1 | 7.58 | 43.5 | x |
| | | 3/24/2021 | 14.90 | 5.78 | 230.6 | 0.102 | 5.1 | 12.9 | |
| | | 3/26/2021 | 18.10 | 6.2 | 202.5 | 0.087 | 10.2 | 28.9 | x |
| **SW-Seep** | **Downgradient of Spill Location** | 4/7/2021 | 19.30 | 6.16 | 213.3 | 0.96 | 9.2 | 18.4 | |
| | | 4/21/2021 | 20.00 | 5.94 | 157.6 | 0.103 | 8.89 | 24.8 | |
| | | 5/5/2021 | 21.80 | 6.76 | 143.3 | 0.117 | 5.22 | 60.5 | |
| | | 5/20/2021 | 26.80 | 6.23 | 204.1 | 0.132 | 10.32 | 45.3 | |
| | | 6/3/2021 | 23.80 | 6.57 | 133.2 | 0.125 | 9.21 | 39.5 | |
| | | 6/9/2021 | 29.90 | 6.01 | 207.7 | 0.163 | 8.96 | 122 | x |
| | | 6/16/2021 | 24.80 | 7.54 | 140.1 | 0.127 | 9.42 | 36.9 | |
| | | 7/2/2021 | 25.60 | 5.99 | 154.3 | 0.118 | 10.13 | 280 | |
| | | 7/14/2021 | 31.00 | 7.31 | 136 | 0.143 | 11.91 | 61.1 | |
| | | 7/16/2021 | 28.50 | 5.49 | 172 | 0.128 | 11.43 | 98.9 | x |
| | | 7/20/2021 | 25.70 | 5.5 | 171.6 | 0.124 | 9.2 | 50 | x |
| | | 7/28/2021 | 25.50 | 5.33 | 206.6 | 0.121 | 4.17 | 47.1 | x |
| | | 8/11/2021 | 27.90 | 5.83 | 196.8 | 0.126 | 8.4 | 46.7 | |
| | | 8/18/2021 | 24.20 | 5.83 | 148.8 | 0.093 | 1.78 | 68.6 | x |
| | | 8/25/2021 | 28.40 | 7.46 | 168.1 | 0.129 | 5.92 | 56.6 | |
| | | 9/8/2021 | 22.50 | 6.27 | 103 | 0.128 | 1.75 | ORWQM | |
| | | 9/22/2021 | 22.60 | 6.77 | 134.6 | 170.4 | 1.55 | 906 | |
| | | 10/6/2021 | 21.20 | 6.44 | 83.2 | 0.181 | 3.15 | 637 | |
| | | 10/19/2021 | 13.90 | 6.67 | 191.1 | 0.203 | 8.23 | 91 | |
| | | 11/1/2021 | 16.90 | 7.04 | 175.8 | 0.279 | 6.1 | 709 AU | |
| | | 11/17/2021 | Sample was not collected. There was not enough water at the location to collect. | | | | | | |
| | | 12/1/2021 | Sample was not collected. There was not enough water at the location to collect. | | | | | | |
| | | 12/15/2021 | Sample was not collected. There was not enough water at the location to collect. | | | | | | |
| | | 12/30/2021 | Sample was not collected. There was not enough water at the location to collect. | | | | | | |
| | | 1/6/2022 | 13.60 | 6.60 | 120.60 | 0.11 | 6.61 | 224.00 | x |
| | | 1/12/2022 | 6.20 | 6.70 | 101.60 | 0.14 | 8.78 | 246.00 | |
| | | 1/19/2022 | 3.00 | 7.07 | 42.10 | 0.14 | 11.23 | 107.00 | x |

**Table 2. Surface Water General Parameter Measurements**
**2020-L1-SR2448 Incident**

| Location ID | Description | Date | Temperature (°C) | pH (STU) | ORP (mV) | Conductivity (mS/cm) | DO (mg/L) | Turbidity (NTU) | Rain Event |
|---|---|---|---|---|---|---|---|---|---|
| | | 9/1/2020 | 23.88 | 6.46 | 59 | 0.225 | 2.75 | 618 | x |
| | | 9/2/2020 | 28.91 | 7.69 | 177 | 0.13 | 6.51 | 156 | x |
| | | 9/3/2020 | 28.58 | 7.16 | 148 | 0.249 | 7.1 | 245 | x |
| | | 9/10/2020 | 23.89 | 6.46 | 19 | 0.279 | 1.27 | 159 | |
| | | 9/17/2020 | 22.36 | 7.45 | 176 | 0.123 | 6.45 | 59.2 | |
| | | 9/19/2020 | 20.62 | 7.58 | 131 | 0.116 | 4.93 | 86.7 | x |
| | | 9/24/2020 | 18.59 | 6.13 | 188 | 0.165 | 10.93 | 234 | |
| | | 9/26/2020 | 20.36 | 6.86 | 151 | 0.086 | 2.3 | 2.03 | x |
| | | 10/1/2020 | 18.98 | 6.55 | 88 | 0.14 | 1.89 | 358 | |
| | | 10/7/2020 | 21.56 | 6.36 | 143 | 0.279 | 5 | 29.2 | |
| | | 10/12/2020 | 23.52 | 6.26 | 218 | 0.114 | 8.4 | 262 | x |
| | | 10/22/2020 | 20.08 | 6.59 | 161 | 0.242 | 9.1 | 704 | |
| | | 10/31/2020 | 12.46 | 7.37 | 162 | 0.109 | 4.72 | 245 | |
| | | 11/5/2020 | 17.09 | 6.41 | 156 | 0.084 | 4.99 | 202 | |
| | | 11/13/2020 | 18.39 | 6.33 | 234 | 0.052 | 8.29 | 991 | x |
| | | 11/19/2020 | 11.00 | 6.86 | 96 | 0.175 | 9.43 | 541 | |
| | | 12/1/2020 | 10.60 | 6.44 | 61.7 | 0.165 | 9.91 | 26.8 | x |
| | | 12/17/2020 | 9.10 | 6.6 | 128.6 | 0.146 | 10.07 | 16.5 | x |
| | | 12/30/2020 | 5.80 | 6.05 | 130.7 | 0.164 | 10 | 9.5 | |
| | | 1/14/2021 | 9.70 | 6.42 | 219.4 | 0.11 | 11.25 | 11.85 | |
| | | 1/27/2021 | 13.90 | 6.24 | 196.9 | 0.106 | 13.48 | 15.7 | x |
| | | 2/12/2021 | 6.30 | 5.6 | 238 | 0.185 | 11.57 | 56.6 | x |
| | | 2/26/2021 | 9.50 | 5.43 | 235.4 | 0.132 | 9.88 | 16.8 | |
| | | 3/10/2021 | 14.20 | 7.14 | 115.4 | 0.26 | 9.58 | 10.28 | |
| | | 3/19/2021 | 11.70 | 6.71 | 186 | 0.116 | 9.21 | 42.3 | x |
| | | 3/24/2021 | 14.50 | 6.31 | 164.6 | 0.179 | 8.45 | 18.7 | |
| | | 3/26/2021 | 18.00 | 6.69 | 196.3 | 0.129 | 10.13 | 33.6 | x |
| **SW-Confluence** | **Downgradient of Spill Location** | 4/7/2021 | 19.10 | 6.53 | 138 | 0.187 | 10.67 | 13.9 | |
| | | 4/21/2021 | 18.80 | 6.48 | 119 | 0.293 | 9.27 | 16.7 | |
| | | 5/5/2021 | 21.80 | 6.88 | 93.6 | 0.293 | 8.07 | 29.4 | |
| | | 5/20/2021 | 25.40 | 6.53 | 140.3 | 0.392 | 9.12 | 33.9 | |
| | | 6/3/2021 | 21.60 | 6.6 | 135.8 | 0.496 | 9.6 | 56.2 | |
| | | 6/9/2021 | 28.70 | 6.17 | 216.6 | 0.308 | 5.86 | 120 | x |
| | | 6/16/2021 | 24.50 | 6.89 | 171.9 | 0.445 | 10.5 | 103 | |
| | | 7/2/2021 | 23.90 | 5.91 | 121.3 | 0.194 | 10.69 | 44.2 | |
| | | 7/14/2021 | 26.50 | 6.16 | 161 | 0.153 | 8.91 | 75.4 | |
| | | 7/16/2021 | 28.40 | 6.26 | 104.4 | 0.438 | 8.02 | 20 | x |
| | | 7/20/2021 | 24.00 | 5.93 | 145.4 | 0.215 | 9.17 | 28.2 | x |
| | | 7/28/2021 | 23.00 | 6.5 | 96.2 | 0.436 | 4.52 | 12.75 | x |
| | | 8/11/2021 | 24.80 | 5.9 | 139.6 | 0.497 | 8.47 | 44.9 | |
| | | 8/18/2021 | 22.60 | 6.4 | 117.7 | 0.355 | 4.22 | 18.4 | x |
| | | 8/25/2021 | 25.70 | 7.04 | 108.4 | 0.475 | 7.01 | 26.8 | |
| | | 9/8/2021 | 25.80 | 6.7 | 93.7 | 0.481 | 6.94 | 103.3 | |
| | | 9/22/2021 | 21.00 | 6.83 | 99.8 | 0.48 | 2.59 | 25.6 | |
| | | 10/6/2021 | 20.50 | 6.46 | 33 | 0.483 | 2.73 | 38.9 | |
| | | 10/19/2021 | 16.20 | 6.3 | 56.3 | 0.224 | 5.54 | 25.7 | |
| | | 11/1/2021 | 18.50 | 6.64 | 72.5 | 0.437 | 5.78 | 47.2 | |
| | | 11/17/2021 | 15.00 | 6.72 | 151.4 | 0.405 | 13 | 27.2 | |
| | | 12/1/2021 | 12.50 | 7.01 | 82.3 | 0.273 | 7.95 | 4.87 | |
| | | 12/15/2021 | 11.00 | 6.33 | 179.2 | 0.436 | 6.87 | 9.26 | |
| | | 12/30/2021 | 15.00 | 6.45 | 193.6 | 0.389 | 4.62 | 47.6 | |
| | | 1/6/2022 | 13.40 | 6.72 | 156.8 | 0.332 | 9.51 | 38.3 | x |
| | | 1/12/2022 | 11.20 | 6.4 | 101.1 | 0.321 | 8.22 | 27.6 | |
| | | 1/19/2022 | 5.20 | 7.1 | 78.4 | 0.136 | 11.34 | 57.5 | x |

**Table 2. Surface Water General Parameter Measurements**
**2020-L1-SR2448 Incident**

| Location ID | Description | Date | Temperature (°C) | pH (STU) | ORP (mV) | Conductivity (mS/cm) | DO (mg/L) | Turbidity (NTU) | Rain Event |
|---|---|---|---|---|---|---|---|---|---|
| SW-Seep 2 | Downgradient of SW-Seep Location | 3/10/2021 | 13 | 7.01 | 121 | 0.23 | 9.16 | 2.64 | |
| | | 3/19/2021 | 12 | 7.01 | 208.7 | 0.291 | 8.11 | 18.7 | x |
| | | 3/24/2021 | 14.6 | 6.57 | 157.7 | 0.225 | 6.91 | 3.01 | |
| | | 3/26/2021 | 18.31 | 6.74 | 170.5 | 0.219 | 9.95 | 15.4 | x |
| | | 4/7/2021 | 18.9 | 6.84 | 138.9 | 0.232 | 9.5 | 4.6 | |
| | | 4/21/2021 | 19.8 | 6.65 | 121.4 | 0.234 | 7.93 | 3.8 | |
| | | 5/5/2021 | 21.7 | 7.11 | 140.6 | 0.282 | 9.46 | 8.86 | |
| | | 5/20/2021 | 26.1 | 7.2 | 75.1 | 0.286 | 8.89 | 13.3 | |
| | | 6/3/2021 | 21.9 | 7.38 | 30.8 | 0.237 | 10.23 | 11.3 | |
| | | 6/9/2021 | 26.10 | 6.62 | 187.9 | 0.201 | 9.4 | 63 | x |
| | | 6/16/2021 | 22.80 | 6.6 | 125.7 | 0.242 | 9.81 | 20 | |
| | | 7/2/2021 | 22.70 | 6.1 | 123.1 | 0.218 | 9.27 | 26.2 | |
| | | 7/14/2021 | 26.00 | 6.45 | 138.1 | 0.258 | 12.27 | 69.8 | |
| | | 7/16/2021 | 27.90 | 6.62 | 121.6 | 0.262 | 9.5 | 25.9 | x |
| | | 7/20/2021 | 23.20 | 6.66 | 86.1 | 0.25 | 9.94 | 9.33 | x |
| | | 7/28/2021 | 26.50 | 6.73 | 161.3 | 0.234 | 4 | 37.8 | x |
| | | 8/11/2021 | 23.80 | 6.18 | 121.6 | 0.232 | 10.23 | 9.69 | |
| | | 8/18/2021 | 23.30 | 6.97 | 102.7 | 0.228 | 7.81 | 93 | x |
| | | 8/25/2021 | 23.70 | 7.08 | 93.2 | 0.242 | 8.9 | 16.3 | |
| | | 9/8/2021 | 24.00 | 6.54 | 111.3 | 0.231 | 9.45 | 4.69 | |
| | | 9/22/2021 | 21.20 | 7.01 | 106.3 | 0.36 | 2.38 | 11.1 | |
| | | 10/6/2021 | 19.70 | 6.48 | 10 | 0.233 | 5.93 | 75.6 | |
| | | 10/19/2021 | 15.70 | 6.3 | 53.6 | 0.331 | 5.2 | 24.8 | |
| | | 11/1/2021 | 18.40 | 6.77 | 159.5 | 0.235 | 6.13 | 1022 AU | |
| | | 11/17/2021 | 14.80 | 6.87 | 126.8 | 0.219 | 9.13 | 619 AU | |
| | | 12/1/2021 | 12.40 | 7.1 | 90.2 | 0.235 | 9.35 | 4.87 | |
| | | 12/15/2021 | 11.10 | 6.13 | 162.9 | 0.422 | 8.02 | 36.1 | |
| | | 12/30/2021 | 15.40 | 6.73 | 87.4 | 0.223 | 5.9 | 35.2 | |
| | | 1/6/2022 | 13.30 | 7.16 | 86.1 | 0.227 | 8.86 | 38.7 | x |
| | | 1/12/2022 | 10.50 | 6.9 | 87.6 | 0.238 | 9.04 | 70.4 | |
| | | 1/19/2022 | 5.30 | 6.7 | 868.8 | 0.088 | 15.62 | 219 | x |
| SW-Confluence 2 | Downgradient of SW-Confluence Location | 3/10/2021 | 13.2 | 7.34 | 107.6 | 0.228 | 8.14 | 18 | |
| | | 3/19/2021 | 11.8 | 6.92 | 176.1 | 0.17 | 7.17 | 39.9 | x |
| | | 3/24/2021 | 14.8 | 6.85 | 108.9 | 0.245 | 7.3 | 6.55 | |
| | | 3/26/2021 | 17.95 | 6.97 | 157.3 | 0.183 | 10.21 | 21 | x |
| | | 4/7/2021 | 19.1 | 7.1 | 122.7 | 0.269 | 9.37 | 13.7 | |
| | | 4/21/2021 | 19.3 | 6.97 | 91 | 0.28 | 10.21 | 13.3 | |
| | | 5/5/2021 | 21.6 | 7.04 | 75.5 | 0.288 | 7.22 | 19.9 | |
| | | 5/20/2021 | 25.9 | 7.23 | 58.4 | 0.278 | 10.13 | 11.9 | |
| | | 6/3/2021 | 22.3 | 7.3 | 74.4 | 0.29 | 8.56 | 81.9 | |
| | | 6/9/2021 | 28.30 | 6.81 | 161.1 | 0.255 | 5.79 | 74.1 | x |
| | | 6/16/2021 | 24.20 | 6.63 | 56.4 | 0.304 | 10.4 | 27.6 | |
| | | 7/2/2021 | 23.90 | 6.45 | 84.3 | 0.212 | 11.01 | 63.7 | |
| | | 7/14/2021 | 30.30 | 6.98 | 83 | 0.307 | 5.06 | 35 | |
| | | 7/16/2021 | 28.20 | 6.79 | 103.2 | 0.308 | 8.73 | 93.3 | x |
| | | 7/20/2021 | 24.10 | 6.48 | 73.9 | 0.253 | 8.3 | 19.9 | x |
| | | 7/28/2021 | 28.50 | 6.83 | 167.6 | 0.28 | 3.4 | 32.5 | x |
| | | 8/11/2021 | 25.80 | 6.45 | 123.1 | 0.276 | 9.78 | 24.9 | |
| | | 8/18/2021 | 26.30 | 7.25 | 100.4 | 0.214 | 6.72 | 19.3 | x |
| | | 8/25/2021 | 26.20 | 7.03 | 55.3 | 0.272 | 7.13 | 13.3 | |
| | | 9/8/2021 | 27.20 | 7.2 | 98.4 | 0.272 | 7.04 | 17.6 | |
| | | 9/22/2021 | 20.80 | 6.38 | 87.7 | 0.381 | 2.83 | 32.6 | |
| | | 10/6/2021 | 21.20 | 6.55 | 19.3 | 0.296 | 6.28 | 33.2 | |
| | | 10/19/2021 | 16.10 | 6.17 | 37.6 | 0.224 | 5.16 | 18.7 | |
| | | 11/1/2021 | 18.20 | 6.88 | 42.3 | 0.29 | 5.82 | 12.45 | |
| | | 11/17/2021 | 13.60 | 6.94 | 103.2 | 0.268 | 9.18 | 48 | |
| | | 12/1/2021 | 12.90 | 6.28 | 93.5 | 0.283 | 8.24 | 13.8 | |
| | | 12/15/2021 | 11.00 | 6.21 | 170.3 | 0.406 | 6.93 | 5.19 | |
| | | 12/30/2021 | 16.00 | 6.74 | 28.6 | 0.29 | 5.84 | 1906 AU | |
| | | 1/6/2022 | 13.60 | 7.06 | 66.4 | 0.243 | 8.92 | 21.6 | x |
| | | 1/12/2022 | 11.10 | 7.05 | 47.1 | 0.264 | 8.8 | 17.8 | |
| | | 1/19/2022 | 7.80 | 6.62 | 835.7 | 0.144 | 11.82 | 99 | x |

**Table 2. Surface Water General Parameter Measurements**
**2020-L1-SR2448 Incident**

| Location ID | Description | Date | Temperature (°C) | pH (STU) | ORP (mV) | Conductivity (mS/cm) | DO (mg/L) | Turbidity (NTU) | Rain Event |
|---|---|---|---|---|---|---|---|---|---|
| SW-G | Downgradient of SW-Confluence 2 Location at Culvert | 7/2/2021 | 24.7 | 6.09 | 125.2 | 0.183 | 8.8 | 120 | |
| | | 7/14/2021 | 33 | 7.12 | 84.8 | 0.342 | 8.61 | 29 | |
| | | 7/16/2021 | 28.8 | 7.54 | 81.9 | 0.305 | 10.61 | 14.6 | x |
| | | 7/20/2021 | 25.60 | 6.8 | 75.6 | 0.237 | 8.56 | 17.2 | x |
| | | 7/28/2021 | 30.50 | 6.83 | 72.6 | 0.283 | 2.13 | 37.9 | x |
| | | 8/11/2021 | 27.80 | 6.72 | 117.8 | 0.277 | 8.5 | 25.8 | |
| | | 8/18/2021 | 27.20 | 6.76 | 151 | 0.258 | 4.1 | 97 | x |
| | | 8/25/2021 | 29.80 | 7.35 | 84 | 0.281 | 5.6 | 35.9 | |
| | | 9/8/2021 | 28.20 | 7.09 | 46 | 0.273 | 8.97 | 28.7 | |
| | | 9/22/2021 | 24.50 | 6.82 | 2.2 | 0.286 | 4.78 | 16.3 | |
| | | 10/6/2021 | 22.40 | 6.64 | -62.3 | 0.321 | 1.29 | 35.3 | |
| | | 10/19/2021 | 15.70 | 6.31 | -29.7 | 0.466 | 1.47 | 849 | |
| | | 11/1/2021 | 21.50 | 7.19 | 70.8 | 0.281 | 5.8 | 83 | |
| | | 11/17/2021 | 12.10 | 6.95 | 103.6 | 0.28 | 10.14 | 56.2 | |
| | | 12/1/2021 | 13.60 | 6.63 | 68.8 | 0.271 | 10.23 | 13 | |
| | | 12/15/2021 | 11.90 | 6.93 | 133.5 | 0.435 | 7.35 | 15.7 | |
| | | 12/30/2021 | 16.00 | 6.92 | 60.7 | 0.284 | 4.84 | 64.4 | |
| | | 1/6/2022 | 14.80 | 6.93 | 117.2 | 0.279 | 8.35 | 81.1 | x |
| | | 1/12/2022 | 12.70 | 7.09 | 49 | 0.26 | 8.42 | 71.1 | |
| | | 1/19/2022 | 8.60 | 6.62 | 71.5 | 0.142 | 12.4 | 65 | x |

Notes:

| | |
|---|---|
| ORWQM | Outside of Range on Water Quality Meter |
| x | Rainfall event (Rain > 1-inch within 24-hour period) |
| Red Text | Reading from malfuntioning instrument or noted issues |
| AU | Turbidity meter uses AU (Attenuation Unit) for high turbidity readings outside of the displays NTU scale of measurement |

**Pace Analytical Services, LLC**
9800 Kincey Ave. Suite 100
Huntersville, NC 28078
(704)875-9092

January 17, 2022

Alex Testoff
Montrose Environmental Group, Inc.
400 Northridge Rd.
Suite 400
Atlanta, GA 30350

RE: Project: PROJ-002116
Pace Project No.: 92582364

Dear Alex Testoff:

Enclosed are the analytical results for sample(s) received by the laboratory on January 12, 2022. The results relate only to the samples included in this report. Results reported herein conform to the applicable TNI/NELAC Standards and the laboratory's Quality Manual, where applicable, unless otherwise noted in the body of the report.

The test results provided in this final report were generated by each of the following laboratories within the Pace Network:

- Pace Analytical Services - Charlotte

If you have any questions concerning this report, please feel free to contact me.

Sincerely,

Bonnie Vang
bonnie.vang@pacelabs.com
(704)875-9092
Project Manager

Enclosures

cc: Cole Cates, Environmental Planning Specialists, Inc.
J Culbreath, Colonial Pipeline Company
Robert Hughes, Colonial Pipeline Company
Cam Lee, Montrose Environmental Group
Jamie Moran, APEX Companies, LLC
Jeff Morrison, Colonial Pipeline Company
Nicholas Nelson, Montrose Environmental Group, Inc.
Andrew Street, Apex Companies - NC
JM Wyatt, Colonial Pipeline Company



This report shall not be reproduced, except in full,
without the written consent of Pace Analytical Services, LLC.

**Pace Analytical Services, LLC**
9800 Kincey Ave.  Suite 100
Huntersville, NC 28078
(704)875-9092

## CERTIFICATIONS

Project: PROJ-002116
Pace Project No.: 92582364

**Pace Analytical Services Charlotte**

South Carolina Laboratory ID: 99006
9800 Kincey Ave. Ste 100, Huntersville, NC 28078
North Carolina Drinking Water Certification #: 37706
North Carolina Field Services Certification #: 5342
North Carolina Wastewater Certification #: 12
South Carolina Laboratory ID: 99006
South Carolina Certification #: 99006001
South Carolina Drinking Water Cert. #: 99006003
Florida/NELAP Certification #: E87627
Kentucky UST Certification #: 84
Louisiana DoH Drinking Water #: LA029
Virginia/VELAP Certification #: 460221

## REPORT OF LABORATORY ANALYSIS

This report shall not be reproduced, except in full,
without the written consent of Pace Analytical Services, LLC.

Pace Analytical Services, LLC
9800 Kincey Ave. Suite 100
Huntersville, NC 28078
(704)875-9092

## SAMPLE ANALYTE COUNT

Project: PROJ-002116
Pace Project No.: 92582364

| Lab ID | Sample ID | Method | Analysts | Analytes Reported | Laboratory |
|---|---|---|---|---|---|
| **92582364001** | **22012-SW-1** | EPA 5030B/8015C | MAD | 2 | PASI-C |
| | | EPA 8260D | CL | 9 | PASI-C |
| **92582364002** | **22012-SW-2** | EPA 5030B/8015C | MAD | 2 | PASI-C |
| | | EPA 8260D | CL | 9 | PASI-C |
| **92582364003** | **22012-SW-3** | EPA 5030B/8015C | MAD | 2 | PASI-C |
| | | EPA 8260D | CL | 9 | PASI-C |
| **92582364004** | **22012-SW-4** | EPA 5030B/8015C | MAD | 2 | PASI-C |
| | | EPA 8260D | CL | 9 | PASI-C |
| **92582364005** | **22012-SW-5** | EPA 5030B/8015C | MAD | 2 | PASI-C |
| | | EPA 8260D | CL | 9 | PASI-C |
| **92582364006** | **22012-SW-DUP** | EPA 5030B/8015C | MAD | 2 | PASI-C |
| | | EPA 8260D | CL | 9 | PASI-C |
| **92582364007** | **22012-SW-7** | EPA 5030B/8015C | MAD | 2 | PASI-C |
| | | EPA 8260D | CL | 9 | PASI-C |
| **92582364008** | **22012-TRIP BLANK** | EPA 8260D | CL | 9 | PASI-C |

PASI-C = Pace Analytical Services - Charlotte



This report shall not be reproduced, except in full,
without the written consent of Pace Analytical Services, LLC.

**Pace Analytical Services, LLC**
9800 Kincey Ave. Suite 100
Huntersville, NC 28078
(704)875-9092

## ANALYTICAL RESULTS

Project: PROJ-002116
Pace Project No.: 92582364

**Sample: 22012-SW-1** **Lab ID: 92582364001** Collected: 01/12/22 13:10 Received: 01/12/22 14:40 Matrix: Water

| Parameters | Results | Units | Report Limit | DF | Prepared | Analyzed | CAS No. | Qual |
|---|---|---|---|---|---|---|---|---|
| **Gasoline Range Organics** | Analytical Method: EPA 5030B/8015C<br>Pace Analytical Services - Charlotte | | | | | | | |
| Gas Range Organics (C6-C10) | ND | mg/L | 0.080 | 1 | | 01/13/22 15:28 | | |
| ***Surrogates*** | | | | | | | | |
| 4-Bromofluorobenzene (S) | 90 | % | 70-130 | 1 | | 01/13/22 15:28 | 460-00-4 | |
| **8260D MSV Low Level** | Analytical Method: EPA 8260D<br>Pace Analytical Services - Charlotte | | | | | | | |
| Benzene | ND | ug/L | 1.0 | 1 | | 01/13/22 16:41 | 71-43-2 | |
| Ethylbenzene | ND | ug/L | 1.0 | 1 | | 01/13/22 16:41 | 100-41-4 | |
| Toluene | ND | ug/L | 1.0 | 1 | | 01/13/22 16:41 | 108-88-3 | |
| Xylene (Total) | ND | ug/L | 1.0 | 1 | | 01/13/22 16:41 | 1330-20-7 | |
| m&p-Xylene | ND | ug/L | 2.0 | 1 | | 01/13/22 16:41 | 179601-23-1 | |
| o-Xylene | ND | ug/L | 1.0 | 1 | | 01/13/22 16:41 | 95-47-6 | |
| ***Surrogates*** | | | | | | | | |
| 4-Bromofluorobenzene (S) | 101 | % | 70-130 | 1 | | 01/13/22 16:41 | 460-00-4 | |
| 1,2-Dichloroethane-d4 (S) | 96 | % | 70-130 | 1 | | 01/13/22 16:41 | 17060-07-0 | |
| Toluene-d8 (S) | 103 | % | 70-130 | 1 | | 01/13/22 16:41 | 2037-26-5 | |



This report shall not be reproduced, except in full,
without the written consent of Pace Analytical Services, LLC.

**Pace Analytical Services, LLC**
9800 Kincey Ave. Suite 100
Huntersville, NC 28078
(704)875-9092

## ANALYTICAL RESULTS

Project: PROJ-002116
Pace Project No.: 92582364

**Sample: 22012-SW-2** **Lab ID: 92582364002** Collected: 01/12/22 12:55 Received: 01/12/22 14:40 Matrix: Water

| Parameters | Results | Units | Report Limit | DF | Prepared | Analyzed | CAS No. | Qual |
|---|---|---|---|---|---|---|---|---|
| **Gasoline Range Organics** | Analytical Method: EPA 5030B/8015C<br>Pace Analytical Services - Charlotte | | | | | | | |
| Gas Range Organics (C6-C10) | ND | mg/L | 0.080 | 1 | | 01/13/22 15:56 | | |
| ***Surrogates*** | | | | | | | | |
| 4-Bromofluorobenzene (S) | 90 | % | 70-130 | 1 | | 01/13/22 15:56 | 460-00-4 | |
| **8260D MSV Low Level** | Analytical Method: EPA 8260D<br>Pace Analytical Services - Charlotte | | | | | | | |
| Benzene | ND | ug/L | 1.0 | 1 | | 01/13/22 16:59 | 71-43-2 | |
| Ethylbenzene | ND | ug/L | 1.0 | 1 | | 01/13/22 16:59 | 100-41-4 | |
| Toluene | ND | ug/L | 1.0 | 1 | | 01/13/22 16:59 | 108-88-3 | |
| Xylene (Total) | ND | ug/L | 1.0 | 1 | | 01/13/22 16:59 | 1330-20-7 | |
| m&p-Xylene | ND | ug/L | 2.0 | 1 | | 01/13/22 16:59 | 179601-23-1 | |
| o-Xylene | ND | ug/L | 1.0 | 1 | | 01/13/22 16:59 | 95-47-6 | |
| ***Surrogates*** | | | | | | | | |
| 4-Bromofluorobenzene (S) | 101 | % | 70-130 | 1 | | 01/13/22 16:59 | 460-00-4 | |
| 1,2-Dichloroethane-d4 (S) | 95 | % | 70-130 | 1 | | 01/13/22 16:59 | 17060-07-0 | |
| Toluene-d8 (S) | 103 | % | 70-130 | 1 | | 01/13/22 16:59 | 2037-26-5 | |



This report shall not be reproduced, except in full,
without the written consent of Pace Analytical Services, LLC.

**Pace Analytical Services, LLC**
9800 Kincey Ave. Suite 100
Huntersville, NC 28078
(704)875-9092

## ANALYTICAL RESULTS

Project: PROJ-002116
Pace Project No.: 92582364

**Sample: 22012-SW-3** **Lab ID: 92582364003** Collected: 01/12/22 12:45 Received: 01/12/22 14:40 Matrix: Water

| Parameters | Results | Units | Report Limit | DF | Prepared | Analyzed | CAS No. | Qual |
|---|---|---|---|---|---|---|---|---|
| **Gasoline Range Organics** | Analytical Method: EPA 5030B/8015C<br>Pace Analytical Services - Charlotte | | | | | | | |
| Gas Range Organics (C6-C10) | ND | mg/L | 0.080 | 1 | | 01/13/22 16:25 | | |
| ***Surrogates*** | | | | | | | | |
| 4-Bromofluorobenzene (S) | 89 | % | 70-130 | 1 | | 01/13/22 16:25 | 460-00-4 | |
| **8260D MSV Low Level** | Analytical Method: EPA 8260D<br>Pace Analytical Services - Charlotte | | | | | | | |
| Benzene | ND | ug/L | 1.0 | 1 | | 01/13/22 17:17 | 71-43-2 | |
| Ethylbenzene | ND | ug/L | 1.0 | 1 | | 01/13/22 17:17 | 100-41-4 | |
| Toluene | ND | ug/L | 1.0 | 1 | | 01/13/22 17:17 | 108-88-3 | |
| Xylene (Total) | ND | ug/L | 1.0 | 1 | | 01/13/22 17:17 | 1330-20-7 | |
| m&p-Xylene | ND | ug/L | 2.0 | 1 | | 01/13/22 17:17 | 179601-23-1 | |
| o-Xylene | ND | ug/L | 1.0 | 1 | | 01/13/22 17:17 | 95-47-6 | |
| ***Surrogates*** | | | | | | | | |
| 4-Bromofluorobenzene (S) | 100 | % | 70-130 | 1 | | 01/13/22 17:17 | 460-00-4 | |
| 1,2-Dichloroethane-d4 (S) | 94 | % | 70-130 | 1 | | 01/13/22 17:17 | 17060-07-0 | |
| Toluene-d8 (S) | 103 | % | 70-130 | 1 | | 01/13/22 17:17 | 2037-26-5 | |



This report shall not be reproduced, except in full,
without the written consent of Pace Analytical Services, LLC.

**Pace Analytical Services, LLC**
9800 Kincey Ave. Suite 100
Huntersville, NC 28078
(704)875-9092

## ANALYTICAL RESULTS

Project: PROJ-002116
Pace Project No.: 92582364

**Sample: 22012-SW-4** **Lab ID: 92582364004** Collected: 01/12/22 13:20 Received: 01/12/22 14:40 Matrix: Water

| Parameters | Results | Units | Report Limit | DF | Prepared | Analyzed | CAS No. | Qual |
|---|---|---|---|---|---|---|---|---|
| **Gasoline Range Organics** | Analytical Method: EPA 5030B/8015C<br>Pace Analytical Services - Charlotte | | | | | | | |
| Gas Range Organics (C6-C10) | ND | mg/L | 0.080 | 1 | | 01/13/22 16:53 | | |
| ***Surrogates*** | | | | | | | | |
| 4-Bromofluorobenzene (S) | 85 | % | 70-130 | 1 | | 01/13/22 16:53 | 460-00-4 | |
| **8260D MSV Low Level** | Analytical Method: EPA 8260D<br>Pace Analytical Services - Charlotte | | | | | | | |
| Benzene | ND | ug/L | 1.0 | 1 | | 01/13/22 17:35 | 71-43-2 | |
| Ethylbenzene | ND | ug/L | 1.0 | 1 | | 01/13/22 17:35 | 100-41-4 | |
| Toluene | ND | ug/L | 1.0 | 1 | | 01/13/22 17:35 | 108-88-3 | |
| Xylene (Total) | ND | ug/L | 1.0 | 1 | | 01/13/22 17:35 | 1330-20-7 | |
| m&p-Xylene | ND | ug/L | 2.0 | 1 | | 01/13/22 17:35 | 179601-23-1 | |
| o-Xylene | ND | ug/L | 1.0 | 1 | | 01/13/22 17:35 | 95-47-6 | |
| ***Surrogates*** | | | | | | | | |
| 4-Bromofluorobenzene (S) | 99 | % | 70-130 | 1 | | 01/13/22 17:35 | 460-00-4 | |
| 1,2-Dichloroethane-d4 (S) | 96 | % | 70-130 | 1 | | 01/13/22 17:35 | 17060-07-0 | |
| Toluene-d8 (S) | 102 | % | 70-130 | 1 | | 01/13/22 17:35 | 2037-26-5 | |

## REPORT OF LABORATORY ANALYSIS

This report shall not be reproduced, except in full,
without the written consent of Pace Analytical Services, LLC.

**Pace Analytical Services, LLC**
9800 Kincey Ave. Suite 100
Huntersville, NC 28078
(704)875-9092

## ANALYTICAL RESULTS

Project: PROJ-002116
Pace Project No.: 92582364

**Sample: 22012-SW-5** **Lab ID: 92582364005** Collected: 01/12/22 13:40 Received: 01/12/22 14:40 Matrix: Water

| Parameters | Results | Units | Report Limit | DF | Prepared | Analyzed | CAS No. | Qual |
|---|---|---|---|---|---|---|---|---|
| **Gasoline Range Organics** | Analytical Method: EPA 5030B/8015C<br>Pace Analytical Services - Charlotte | | | | | | | |
| Gas Range Organics (C6-C10) | ND | mg/L | 0.080 | 1 | | 01/13/22 17:21 | | |
| ***Surrogates*** | | | | | | | | |
| 4-Bromofluorobenzene (S) | 87 | % | 70-130 | 1 | | 01/13/22 17:21 | 460-00-4 | |
| **8260D MSV Low Level** | Analytical Method: EPA 8260D<br>Pace Analytical Services - Charlotte | | | | | | | |
| Benzene | ND | ug/L | 1.0 | 1 | | 01/13/22 17:53 | 71-43-2 | |
| Ethylbenzene | ND | ug/L | 1.0 | 1 | | 01/13/22 17:53 | 100-41-4 | |
| Toluene | ND | ug/L | 1.0 | 1 | | 01/13/22 17:53 | 108-88-3 | |
| Xylene (Total) | ND | ug/L | 1.0 | 1 | | 01/13/22 17:53 | 1330-20-7 | |
| m&p-Xylene | ND | ug/L | 2.0 | 1 | | 01/13/22 17:53 | 179601-23-1 | |
| o-Xylene | ND | ug/L | 1.0 | 1 | | 01/13/22 17:53 | 95-47-6 | |
| ***Surrogates*** | | | | | | | | |
| 4-Bromofluorobenzene (S) | 100 | % | 70-130 | 1 | | 01/13/22 17:53 | 460-00-4 | |
| 1,2-Dichloroethane-d4 (S) | 97 | % | 70-130 | 1 | | 01/13/22 17:53 | 17060-07-0 | |
| Toluene-d8 (S) | 101 | % | 70-130 | 1 | | 01/13/22 17:53 | 2037-26-5 | |



This report shall not be reproduced, except in full,
without the written consent of Pace Analytical Services, LLC.

**Pace Analytical Services, LLC**
9800 Kincey Ave. Suite 100
Huntersville, NC 28078
(704)875-9092

## ANALYTICAL RESULTS

Project: PROJ-002116
Pace Project No.: 92582364

**Sample: 22012-SW-DUP** **Lab ID: 92582364006** Collected: 01/12/22 12:00 Received: 01/12/22 14:40 Matrix: Water

| Parameters | Results | Units | Report Limit | DF | Prepared | Analyzed | CAS No. | Qual |
|---|---|---|---|---|---|---|---|---|
| **Gasoline Range Organics** | Analytical Method: EPA 5030B/8015C<br>Pace Analytical Services - Charlotte | | | | | | | |
| Gas Range Organics (C6-C10) | ND | mg/L | 0.080 | 1 | | 01/13/22 17:49 | | |
| ***Surrogates*** | | | | | | | | |
| 4-Bromofluorobenzene (S) | 89 | % | 70-130 | 1 | | 01/13/22 17:49 | 460-00-4 | |
| **8260D MSV Low Level** | Analytical Method: EPA 8260D<br>Pace Analytical Services - Charlotte | | | | | | | |
| Benzene | ND | ug/L | 1.0 | 1 | | 01/13/22 18:12 | 71-43-2 | |
| Ethylbenzene | ND | ug/L | 1.0 | 1 | | 01/13/22 18:12 | 100-41-4 | |
| Toluene | ND | ug/L | 1.0 | 1 | | 01/13/22 18:12 | 108-88-3 | |
| Xylene (Total) | ND | ug/L | 1.0 | 1 | | 01/13/22 18:12 | 1330-20-7 | |
| m&p-Xylene | ND | ug/L | 2.0 | 1 | | 01/13/22 18:12 | 179601-23-1 | |
| o-Xylene | ND | ug/L | 1.0 | 1 | | 01/13/22 18:12 | 95-47-6 | |
| ***Surrogates*** | | | | | | | | |
| 4-Bromofluorobenzene (S) | 100 | % | 70-130 | 1 | | 01/13/22 18:12 | 460-00-4 | |
| 1,2-Dichloroethane-d4 (S) | 93 | % | 70-130 | 1 | | 01/13/22 18:12 | 17060-07-0 | |
| Toluene-d8 (S) | 103 | % | 70-130 | 1 | | 01/13/22 18:12 | 2037-26-5 | |



This report shall not be reproduced, except in full,
without the written consent of Pace Analytical Services, LLC.

**Pace Analytical Services, LLC**
9800 Kincey Ave. Suite 100
Huntersville, NC 28078
(704)875-9092

## ANALYTICAL RESULTS

Project: PROJ-002116
Pace Project No.: 92582364

**Sample: 22012-SW-7** **Lab ID: 92582364007** Collected: 01/12/22 14:00 Received: 01/12/22 14:40 Matrix: Water

| Parameters | Results | Units | Report Limit | DF | Prepared | Analyzed | CAS No. | Qual |
|---|---|---|---|---|---|---|---|---|
| **Gasoline Range Organics** | Analytical Method: EPA 5030B/8015C<br>Pace Analytical Services - Charlotte | | | | | | | |
| Gas Range Organics (C6-C10) | ND | mg/L | 0.080 | 1 | | 01/13/22 18:17 | | |
| ***Surrogates*** | | | | | | | | |
| 4-Bromofluorobenzene (S) | 90 | % | 70-130 | 1 | | 01/13/22 18:17 | 460-00-4 | |
| **8260D MSV Low Level** | Analytical Method: EPA 8260D<br>Pace Analytical Services - Charlotte | | | | | | | |
| Benzene | ND | ug/L | 1.0 | 1 | | 01/13/22 18:30 | 71-43-2 | |
| Ethylbenzene | ND | ug/L | 1.0 | 1 | | 01/13/22 18:30 | 100-41-4 | |
| Toluene | ND | ug/L | 1.0 | 1 | | 01/13/22 18:30 | 108-88-3 | |
| Xylene (Total) | ND | ug/L | 1.0 | 1 | | 01/13/22 18:30 | 1330-20-7 | |
| m&p-Xylene | ND | ug/L | 2.0 | 1 | | 01/13/22 18:30 | 179601-23-1 | |
| o-Xylene | ND | ug/L | 1.0 | 1 | | 01/13/22 18:30 | 95-47-6 | |
| ***Surrogates*** | | | | | | | | |
| 4-Bromofluorobenzene (S) | 100 | % | 70-130 | 1 | | 01/13/22 18:30 | 460-00-4 | |
| 1,2-Dichloroethane-d4 (S) | 96 | % | 70-130 | 1 | | 01/13/22 18:30 | 17060-07-0 | |
| Toluene-d8 (S) | 103 | % | 70-130 | 1 | | 01/13/22 18:30 | 2037-26-5 | |



This report shall not be reproduced, except in full,
without the written consent of Pace Analytical Services, LLC.

**Pace Analytical Services, LLC**
9800 Kincey Ave. Suite 100
Huntersville, NC 28078
(704)875-9092

## ANALYTICAL RESULTS

Project: PROJ-002116
Pace Project No.: 92582364

**Sample: 22012-TRIP BLANK** **Lab ID: 92582364008** Collected: 01/12/22 00:00 Received: 01/12/22 14:40 Matrix: Water

| Parameters | Results | Units | Report Limit | DF | Prepared | Analyzed | CAS No. | Qual |
|---|---|---|---|---|---|---|---|---|
| **8260D MSV Low Level** | Analytical Method: EPA 8260D<br>Pace Analytical Services - Charlotte | | | | | | | |
| Benzene | ND | ug/L | 1.0 | 1 | | 01/13/22 14:52 | 71-43-2 | |
| Ethylbenzene | ND | ug/L | 1.0 | 1 | | 01/13/22 14:52 | 100-41-4 | |
| Toluene | ND | ug/L | 1.0 | 1 | | 01/13/22 14:52 | 108-88-3 | |
| Xylene (Total) | ND | ug/L | 1.0 | 1 | | 01/13/22 14:52 | 1330-20-7 | |
| m&p-Xylene | ND | ug/L | 2.0 | 1 | | 01/13/22 14:52 | 179601-23-1 | |
| o-Xylene | ND | ug/L | 1.0 | 1 | | 01/13/22 14:52 | 95-47-6 | |
| ***Surrogates*** | | | | | | | | |
| 4-Bromofluorobenzene (S) | 101 | % | 70-130 | 1 | | 01/13/22 14:52 | 460-00-4 | |
| 1,2-Dichloroethane-d4 (S) | 96 | % | 70-130 | 1 | | 01/13/22 14:52 | 17060-07-0 | |
| Toluene-d8 (S) | 104 | % | 70-130 | 1 | | 01/13/22 14:52 | 2037-26-5 | |



This report shall not be reproduced, except in full,
without the written consent of Pace Analytical Services, LLC.

**Pace Analytical Services, LLC**
9800 Kincey Ave. Suite 100
Huntersville, NC 28078
(704)875-9092

## QUALITY CONTROL DATA

Project: PROJ-002116
Pace Project No.: 92582364

QC Batch: 671518 | Analysis Method: EPA 5030B/8015C
QC Batch Method: EPA 5030B/8015C | Analysis Description: Gasoline Range Organics
Laboratory: Pace Analytical Services - Charlotte
Associated Lab Samples: 92582364001, 92582364002, 92582364003, 92582364004, 92582364005, 92582364006, 92582364007

METHOD BLANK: 3515871 Matrix: Water
Associated Lab Samples: 92582364001, 92582364002, 92582364003, 92582364004, 92582364005, 92582364006, 92582364007

| Parameter | Units | Blank Result | Reporting Limit | Analyzed | Qualifiers |
|---|---|---|---|---|---|
| Gas Range Organics (C6-C10) | mg/L | ND | 0.080 | 01/13/22 11:16 | |
| 4-Bromofluorobenzene (S) | % | 90 | 70-130 | 01/13/22 11:16 | |

LABORATORY CONTROL SAMPLE: 3515872

| Parameter | Units | Spike Conc. | LCS Result | LCS % Rec | % Rec Limits | Qualifiers |
|---|---|---|---|---|---|---|
| Gas Range Organics (C6-C10) | mg/L | 1 | 0.97 | 97 | 70-130 | |
| 4-Bromofluorobenzene (S) | % | | | 93 | 70-130 | |

MATRIX SPIKE SAMPLE: 3515874

| Parameter | Units | 92582368002 Result | Spike Conc. | MS Result | MS % Rec | % Rec Limits | Qualifiers |
|---|---|---|---|---|---|---|---|
| Gas Range Organics (C6-C10) | mg/L | ND | 1 | 0.97 | 97 | 68-145 | |
| 4-Bromofluorobenzene (S) | % | | | | 90 | 70-130 | |

SAMPLE DUPLICATE: 3515873

| Parameter | Units | 92582368001 Result | Dup Result | RPD | Qualifiers |
|---|---|---|---|---|---|
| Gas Range Organics (C6-C10) | mg/L | ND | ND | | |
| 4-Bromofluorobenzene (S) | % | 88 | 86 | | |

**Results presented on this page are in the units indicated by the "Units" column except where an alternate unit is presented to the right of the result.**

## REPORT OF LABORATORY ANALYSIS

This report shall not be reproduced, except in full,
without the written consent of Pace Analytical Services, LLC.

Pace Analytical Services, LLC
9800 Kincey Ave. Suite 100
Huntersville, NC 28078
(704)875-9092

# QUALITY CONTROL DATA

Project: PROJ-002116
Pace Project No.: 92582364

QC Batch: 671404
QC Batch Method: EPA 8260D
Analysis Method: EPA 8260D
Analysis Description: 8260D MSV Low Level
Laboratory: Pace Analytical Services - Charlotte
Associated Lab Samples: 92582364001, 92582364002, 92582364003, 92582364004, 92582364005, 92582364006, 92582364007, 92582364008

METHOD BLANK: 3515476 Matrix: Water
Associated Lab Samples: 92582364001, 92582364002, 92582364003, 92582364004, 92582364005, 92582364006, 92582364007, 92582364008

| Parameter | Units | Blank Result | Reporting Limit | Analyzed | Qualifiers |
|---|---|---|---|---|---|
| Benzene | ug/L | ND | 1.0 | 01/13/22 14:34 | |
| Ethylbenzene | ug/L | ND | 1.0 | 01/13/22 14:34 | |
| m&p-Xylene | ug/L | ND | 2.0 | 01/13/22 14:34 | |
| o-Xylene | ug/L | ND | 1.0 | 01/13/22 14:34 | |
| Toluene | ug/L | ND | 1.0 | 01/13/22 14:34 | |
| Xylene (Total) | ug/L | ND | 1.0 | 01/13/22 14:34 | |
| 1,2-Dichloroethane-d4 (S) | % | 99 | 70-130 | 01/13/22 14:34 | |
| 4-Bromofluorobenzene (S) | % | 99 | 70-130 | 01/13/22 14:34 | |
| Toluene-d8 (S) | % | 104 | 70-130 | 01/13/22 14:34 | |

LABORATORY CONTROL SAMPLE: 3515477

| Parameter | Units | Spike Conc. | LCS Result | LCS % Rec | % Rec Limits | Qualifiers |
|---|---|---|---|---|---|---|
| Benzene | ug/L | 50 | 46.2 | 92 | 70-130 | |
| Ethylbenzene | ug/L | 50 | 47.6 | 95 | 70-130 | |
| m&p-Xylene | ug/L | 100 | 96.3 | 96 | 70-130 | |
| o-Xylene | ug/L | 50 | 46.8 | 94 | 70-130 | |
| Toluene | ug/L | 50 | 45.8 | 92 | 70-130 | |
| Xylene (Total) | ug/L | 150 | 143 | 95 | 70-130 | |
| 1,2-Dichloroethane-d4 (S) | % | | | 96 | 70-130 | |
| 4-Bromofluorobenzene (S) | % | | | 101 | 70-130 | |
| Toluene-d8 (S) | % | | | 98 | 70-130 | |

MATRIX SPIKE & MATRIX SPIKE DUPLICATE: 3515478 3515479

| Parameter | Units | 92582364007 Result | MS Spike Conc. | MSD Spike Conc. | MS Result | MSD Result | MS % Rec | MSD % Rec | % Rec Limits | RPD | Qual |
|---|---|---|---|---|---|---|---|---|---|---|---|
| Benzene | ug/L | ND | 20 | 20 | 23.7 | 21.4 | 118 | 107 | 67-150 | 10 | |
| Ethylbenzene | ug/L | ND | 20 | 20 | 25.8 | 22.3 | 129 | 111 | 68-143 | 15 | |
| m&p-Xylene | ug/L | ND | 40 | 40 | 51.9 | 45.1 | 130 | 113 | 53-157 | 14 | |
| o-Xylene | ug/L | ND | 20 | 20 | 25.2 | 21.9 | 126 | 110 | 68-143 | 14 | |
| Toluene | ug/L | ND | 20 | 20 | 23.6 | 21.0 | 118 | 105 | 47-157 | 12 | |
| Xylene (Total) | ug/L | ND | 60 | 60 | 77.1 | 67.0 | 129 | 112 | 66-145 | 14 | |
| 1,2-Dichloroethane-d4 (S) | % | | | | | | 83 | 86 | 70-130 | | |
| 4-Bromofluorobenzene (S) | % | | | | | | 102 | 98 | 70-130 | | |
| Toluene-d8 (S) | % | | | | | | 96 | 96 | 70-130 | | |

**Results presented on this page are in the units indicated by the "Units" column except where an alternate unit is presented to the right of the result.**

## REPORT OF LABORATORY ANALYSIS

This report shall not be reproduced, except in full,
without the written consent of Pace Analytical Services, LLC.

**Pace Analytical Services, LLC**
9800 Kincey Ave. Suite 100
Huntersville, NC 28078
(704)875-9092

# QUALIFIERS

Project: PROJ-002116
Pace Project No.: 92582364

**DEFINITIONS**

DF - Dilution Factor, if reported, represents the factor applied to the reported data due to dilution of the sample aliquot.

ND - Not Detected at or above adjusted reporting limit.

TNTC - Too Numerous To Count

J - Estimated concentration above the adjusted method detection limit and below the adjusted reporting limit.

MDL - Adjusted Method Detection Limit.

PQL - Practical Quantitation Limit.

RL - Reporting Limit - The lowest concentration value that meets project requirements for quantitative data with known precision and bias for a specific analyte in a specific matrix.

S - Surrogate

1,2-Diphenylhydrazine decomposes to and cannot be separated from Azobenzene using Method 8270. The result for each analyte is a combined concentration.

Consistent with EPA guidelines, unrounded data are displayed and have been used to calculate % recovery and RPD values.

LCS(D) - Laboratory Control Sample (Duplicate)

MS(D) - Matrix Spike (Duplicate)

DUP - Sample Duplicate

RPD - Relative Percent Difference

NC - Not Calculable.

SG - Silica Gel - Clean-Up

U - Indicates the compound was analyzed for, but not detected.

Acid preservation may not be appropriate for 2 Chloroethylvinyl ether.

A separate vial preserved to a pH of 4-5 is recommended in SW846 Chapter 4 for the analysis of Acrolein and Acrylonitrile by EPA Method 8260.

N-Nitrosodiphenylamine decomposes and cannot be separated from Diphenylamine using Method 8270. The result reported for each analyte is a combined concentration.

Reported results are not rounded until the final step prior to reporting. Therefore, calculated parameters that are typically reported as "Total" may vary slightly from the sum of the reported component parameters.

Pace Analytical is TNI accredited. Contact your Pace PM for the current list of accredited analytes.

TNI - The NELAC Institute.



This report shall not be reproduced, except in full,
without the written consent of Pace Analytical Services, LLC.

**Pace Analytical Services, LLC**
9800 Kincey Ave. Suite 100
Huntersville, NC 28078
(704)875-9092

## QUALITY CONTROL DATA CROSS REFERENCE TABLE

Project: PROJ-002116
Pace Project No.: 92582364

| Lab ID | Sample ID | QC Batch Method | QC Batch | Analytical Method | Analytical Batch |
|---|---|---|---|---|---|
| **92582364001** | **22012-SW-1** | EPA 5030B/8015C | 671518 | | |
| **92582364002** | **22012-SW-2** | EPA 5030B/8015C | 671518 | | |
| **92582364003** | **22012-SW-3** | EPA 5030B/8015C | 671518 | | |
| **92582364004** | **22012-SW-4** | EPA 5030B/8015C | 671518 | | |
| **92582364005** | **22012-SW-5** | EPA 5030B/8015C | 671518 | | |
| **92582364006** | **22012-SW-DUP** | EPA 5030B/8015C | 671518 | | |
| **92582364007** | **22012-SW-7** | EPA 5030B/8015C | 671518 | | |
| **92582364001** | **22012-SW-1** | EPA 8260D | 671404 | | |
| **92582364002** | **22012-SW-2** | EPA 8260D | 671404 | | |
| **92582364003** | **22012-SW-3** | EPA 8260D | 671404 | | |
| **92582364004** | **22012-SW-4** | EPA 8260D | 671404 | | |
| **92582364005** | **22012-SW-5** | EPA 8260D | 671404 | | |
| **92582364006** | **22012-SW-DUP** | EPA 8260D | 671404 | | |
| **92582364007** | **22012-SW-7** | EPA 8260D | 671404 | | |
| **92582364008** | **22012-TRIP BLANK** | EPA 8260D | 671404 | | |



This report shall not be reproduced, except in full,
without the written consent of Pace Analytical Services, LLC.

Pace Analytical®

# CHAIN-OF-CUSTODY Analytical Request Document

Chain-of-Custody is a LEGAL DOCUMENT - Complete all relevent fields

**WO# : 92582364**

92582364

...ist Pace Workorder Number or ...re

**...AB USE ONLY**

...Project Manager:

| | |
|---|---|
| Company: Montrose | Billing Information: 400 Northridge Rd Sandy Springs, GA 30350 |
| Address: | |
| Report To: Tricolette@montrose-env.com atestoff@montrose-env.com | Email To: clee@montrose-env.com |
| Copy To: ctcates@montrose-env.com | Site Collection Info/Address: |
| Customer Project Name/Number: Proj - 002116 | State: NO' Huntersville County/City: Time Zone Collected: [ ] PT [ ] MT [ ] CT [✓] ET |
| Phone: Email: | Site/Facility ID #: Compliance Monitoring? [ ] Yes [ ] No |
| Collected By (print): Cole Cates | Purchase Order #: Quote #: DW PWS ID #: DW Location Code: |
| Collected By (signature): [signature] | Turnaround Date Required: Immediately Packed on Ice: [✓] Yes [ ] No |
| Sample Disposal: [ ] Dispose as appropriate [ ] Return [ ] Archive: ____ [ ] Hold: ____ | Rush: [ ] Same Day [ ] Next Day [ ] 2 Day [ ] 3 Day [ ] 4 Day [✓] 5 Day (Expedite Charges Apply) Field Filtered (if applicable): [ ] Yes [ ] No Analysis: ____ |

* Matrix Codes (Insert in Matrix box below): Drinking Water (DW), Ground Water (GW), Wastewater (WW), Product (P), Soil/Solid (SL), Oil (OL), Wipe (WP), Air (AR), Tissue (TS), Bioassay (B), Vapor (V), Other (OT)

** Preservative Types: (1) nitric acid, (2) sulfuric acid, (3) hydrochloric acid, (4) sodium hydroxide, (5) zinc acetate, (6) methanol, (7) sodium bisulfate, (8) sodium thiosulfate, (9) hexane, (A) ascorbic acid, (B) ammonium sulfate, (C) ammonium hydroxide, (D) TSP, (U) Unpreserved, (O) Other ____

Analyses

| Customer Sample ID | Matrix * | Comp / Grab | Collected (or Composite Start) Date | Collected (or Composite Start) Time | Composite End Date | Composite End Time | Res Cl | # of Ctns | BTEX | TPH - GRO | | | | | | | | Lab Profile/Line: |
|---|---|---|---|---|---|---|---|---|---|---|---|---|---|---|---|---|---|---|
| 22012-SW-1 | SW | G | 1/12/22 | 13:10 | | | | 6 | X | X | | | | | | | | 92582364 001 |
| 22012-SW-2 | SW | G | 1/12/22 | 12:55 | | | | 6 | X | X | | | | | | | | 002 |
| 22012-SW-3 | SW | G | 1/12/22 | 12:45 | | | | 6 | X | X | | | | | | | | 003 |
| 22012-SW-4 | SW | G | 1/12/22 | 13:20 | | | | 6 | X | X | | | | | | | | 004 |
| 22012-SW-5 | SW | G | 1/12/22 | 13:40 | | | | 6 | X | X | | | | | | | | 005 |
| 22012-SW-QVP | SW | G | 1/12/22 | 12:00 | | | | 6 | X | X | | | | | | | | 006 |
| 22012-SW-7 | SW | G | 1/12/22 | 14:00 | | | | 6 | X | X | | | | | | | | 007 |
| 22012-Trip Blank | W | Lab | 1/12/22 | LAB | | | | 2 | X | | | | | | | | | 008 |

Lab Profile/Line:

Lab Sample Receipt Checklist:

| | |
|---|---|
| Custody Seals Present/Intact | Y N NA |
| Custody Signatures Present | Y N NA |
| Collector Signature Present | Y N NA |
| Bottles Intact | Y N NA |
| Correct Bottles | Y N NA |
| Sufficient Volume | Y N NA |
| Samples Received on Ice | Y N NA |
| VOA - Headspace Acceptable | Y N NA |
| USDA Regulated Soils | Y N NA |
| Samples in Holding Time | Y N NA |
| Residual Chlorine Present | Y N NA |
| Cl Strips: ____ | |
| Sample pH Acceptable | Y N NA |
| pH Strips: ____ | |
| Sulfide Present | Y N NA |
| Lead Acetate Strips: ____ | |

LAB USE ONLY:
Lab Sample # / Comments:

Customer Remarks / Special Conditions / Possible Hazards:
SW = Surface Water
G = Grab

Type of Ice Used: Wet Blue Dry None

Packing Material Used: BB

Radchem sample(s) screened (<500 cpm): Y N NA

SHORT HOLDS PRESENT (<72 hours): Y N N/A

Lab Tracking #: 2683278

Samples received via: FEDEX UPS Client Courier Pace Courier

Lab Sample Temperature Info:
Temp Blank Received: Y N NA
Therm ID#: 92-T064
Cooler 1 Temp Upon Receipt: 1.6 oC
Cooler 1 Therm Corr. Factor: 0 oC
Cooler 1 Corrected Temp: 1.6 oC
Comments:

| Relinquished by/Company: (Signature) | Date/Time: | Received by/Company: (Signature) | Date/Time: |
|---|---|---|---|
| Cole Cates / Montrose | 1/12/22 14:40 | [signature] Pace HU | 1/12/22 14:40 |
| Relinquished by/Company: (Signature) | Date/Time: | Received by/Company: (Signature) | Date/Time: |
| Relinquished by/Company: (Signature) | Date/Time: | Received by/Company: (Signature) | Date/Time: |

MTJL LAB USE ONLY
Table #:
Acctnum:
Template:
Prelogin:
PM:
PB:

Trip Blank Received: Y N NA
HCL MeOH TSP Other

Non Conformance(s): YES / NO

Page: 1 of: 1

| Pace Analytical® | Document Name: Sample Condition Upon Receipt (SCUR) | Document Revised: November 15, 2021 Page 2 of 2 |
|---|---|---|
| | Document No.: F-CAR-CS-033-Rev.08 | Issuing Authority: Pace Carolinas Quality Office |

***Check mark top half of box if pH and/or dechlorination is verified and within the acceptance range for preservation samples.**

Exceptions: VOA, Coliform, TOC, Oil and Grease, DRO/8015 (water) DOC, LLHg

****Bottom half of box is to list number of bottles**

Project # WO#: 92582364

PM: BV Due Date: 01/18/22

CLIENT: 92-MontEnvGr

| Item# | BP4U-125 mL Plastic Unpreserved (N/A) (Cl-) | BP3U-250 mL Plastic Unpreserved (N/A) | BP2U-500 mL Plastic Unpreserved (N/A) | BP1U-1 liter Plastic Unpreserved (N/A) | BP4S-125 mL Plastic H2SO4 (pH < 2) (Cl-) | BP3N-250 mL plastic HNO3 (pH < 2) | BP4Z-125 mL Plastic ZN Acetate & NaOH (>9) | BP4B-125 mL Plastic NaOH (pH > 12) (Cl-) | WGFU-Wide-mouthed Glass Jar Unpreserved | AG1U-1 liter Amber Unpreserved (N/A) (Cl-) | AG1H-1 liter Amber HCl (pH < 2) | AG3U-250 mL Amber Unpreserved (N/A) (Cl-) | AG1S-1 liter Amber H2SO4 (pH < 2) | AG3S-250 mL Amber H2SO4 (pH < 2) | AG3A(DG3A)-250 mL Amber NH4Cl (N/A)(Cl-) | DG9H-40 mL VOA HCl (N/A) | VG9T-40 mL VOA Na2S2O3 (N/A) | VG9U-40 mL VOA Unpreserved (N/A) | DG9P-40 mL VOA H3PO4 (N/A) | VOAK (3 vials per kit)-5035 kit (N/A) | V/GK (3 vials per kit)-VPH/Gas kit (N/A) | SP5T-125 mL Sterile Plastic (N/A – lab) | SP2T-250 mL Sterile Plastic (N/A – lab) | | BP3A-250 mL Plastic (NH2)2SO4 (9.3-9.7) | AG0U-100 mL Amber Unpreserved vials (N/A) | VSGU-20 mL Scintillation vials (N/A) | DG9U-40 mL Amber Unpreserved vials (N/A) |
|---|---|---|---|---|---|---|---|---|---|---|---|---|---|---|---|---|---|---|---|---|---|---|---|---|---|---|---|---|---|
| 1 | | | | | | | | | | | | | | | | 6 | | | | | | | | | | | | | |
| 2 | | | | | | | | | | | | | | | | 6 | | | | | | | | | | | | | |
| 3 | | | | | | | | | | | | | | | | 6 | | | | | | | | | | | | | |
| 4 | | | | | | | | | | | | | | | | 6 | | | | | | | | | | | | | |
| 5 | | | | | | | | | | | | | | | | 6 | | | | | | | | | | | | | |
| 6 | | | | | | | | | | | | | | | | 6 | | | | | | | | | | | | | |
| 7 | | | | | | | | | | | | | | | | 2 | | | | | | | | | | | | | |
| 8 | | | | | | | | | | | | | | | | | | | | | | | | | | | | | |
| 9 | | | | | | | | | | | | | | | | | | | | | | | | | | | | | |
| 10 | | | | | | | | | | | | | | | | | | | | | | | | | | | | | |
| 11 | | | | | | | | | | | | | | | | | | | | | | | | | | | | | |
| 12 | | | | | | | | | | | | | | | | | | | | | | | | | | | | | |

## pH Adjustment Log for Preserved Samples

| Sample ID | Type of Preservative | pH upon receipt | Date preservation adjusted | Time preservation adjusted | Amount of Preservative added | Lot # |
|---|---|---|---|---|---|---|
| | | | | | | |
| | | | | | | |
| | | | | | | |

Note: Whenever there is a discrepancy affecting North Carolina compliance samples, a copy of this form will be sent to the North Carolina DEHNR Certification Office (i.e. Out of hold, incorrect preservative, out of temp, incorrect containers.

**Pace Analytical Services, LLC**
9800 Kincey Ave. Suite 100
Huntersville, NC 28078
(704)875-9092

January 15, 2022

Alex Testoff
Montrose Environmental Group, Inc.
400 Northridge Rd.
Suite 400
Atlanta, GA 30350

RE: Project: PROJ-002116
Pace Project No.: 92582368

Dear Alex Testoff:

Enclosed are the analytical results for sample(s) received by the laboratory on January 12, 2022. The results relate only to the samples included in this report. Results reported herein conform to the applicable TNI/NELAC Standards and the laboratory's Quality Manual, where applicable, unless otherwise noted in the body of the report.

The test results provided in this final report were generated by each of the following laboratories within the Pace Network:

- Pace Analytical Services - Charlotte

If you have any questions concerning this report, please feel free to contact me.

Sincerely,

Bonnie Vang
bonnie.vang@pacelabs.com
(704)875-9092
Project Manager

Enclosures

cc: Cole Cates, Environmental Planning Specialists, Inc.
J Culbreath, Colonial Pipeline Company
Robert Hughes, Colonial Pipeline Company
Cam Lee, Montrose Environmental Group
Jamie Moran, APEX Companies, LLC
Jeff Morrison, Colonial Pipeline Company
Nicholas Nelson, Montrose Environmental Group, Inc.
Andrew Street, Apex Companies - NC
JM Wyatt, Colonial Pipeline Company



This report shall not be reproduced, except in full,
without the written consent of Pace Analytical Services, LLC.

**Pace Analytical Services, LLC**
9800 Kincey Ave.  Suite 100
Huntersville, NC 28078
(704)875-9092

## CERTIFICATIONS

Project: PROJ-002116
Pace Project No.: 92582368

**Pace Analytical Services Charlotte**

South Carolina Laboratory ID: 99006
9800 Kincey Ave. Ste 100, Huntersville, NC 28078
North Carolina Drinking Water Certification #: 37706
North Carolina Field Services Certification #: 5342
North Carolina Wastewater Certification #: 12
South Carolina Laboratory ID: 99006
South Carolina Certification #: 99006001
South Carolina Drinking Water Cert. #: 99006003
Florida/NELAP Certification #: E87627
Kentucky UST Certification #: 84
Louisiana DoH Drinking Water #: LA029
Virginia/VELAP Certification #: 460221



This report shall not be reproduced, except in full,
without the written consent of Pace Analytical Services, LLC.

**Pace Analytical Services, LLC**
9800 Kincey Ave. Suite 100
Huntersville, NC 28078
(704)875-9092

## SAMPLE ANALYTE COUNT

Project: PROJ-002116
Pace Project No.: 92582368

| Lab ID | Sample ID | Method | Analysts | Analytes Reported | Laboratory |
|---|---|---|---|---|---|
| **92582368001** | **22012-SW-SEEP** | EPA 5030B/8015C | MAD | 2 | PASI-C |
| | | EPA 8260D | CL | 9 | PASI-C |
| **92582368002** | **22012-SW-CONFLUENCE** | EPA 5030B/8015C | MAD | 2 | PASI-C |
| | | EPA 8260D | CL | 9 | PASI-C |
| **92582368003** | **22012-SW-SEEP 2** | EPA 5030B/8015C | MAD | 2 | PASI-C |
| | | EPA 8260D | CL | 9 | PASI-C |
| **92582368004** | **22012-SW-CONFLUENCE 2** | EPA 5030B/8015C | MAD | 2 | PASI-C |
| | | EPA 8260D | CL | 9 | PASI-C |
| **92582368005** | **22012-SW-G** | EPA 5030B/8015C | MAD | 2 | PASI-C |
| | | EPA 8260D | CL | 9 | PASI-C |

PASI-C = Pace Analytical Services - Charlotte



This report shall not be reproduced, except in full,
without the written consent of Pace Analytical Services, LLC.

**Pace Analytical Services, LLC**
9800 Kincey Ave. Suite 100
Huntersville, NC 28078
(704)875-9092

## ANALYTICAL RESULTS

Project: PROJ-002116
Pace Project No.: 92582368

**Sample: 22012-SW-SEEP** **Lab ID: 92582368001** Collected: 01/12/22 12:10 Received: 01/12/22 14:40 Matrix: Water

| Parameters | Results | Units | Report Limit | DF | Prepared | Analyzed | CAS No. | Qual |
|---|---|---|---|---|---|---|---|---|
| **Gasoline Range Organics** | Analytical Method: EPA 5030B/8015C<br>Pace Analytical Services - Charlotte | | | | | | | |
| Gas Range Organics (C6-C10) | ND | mg/L | 0.080 | 1 | | 01/13/22 11:44 | | |
| ***Surrogates*** | | | | | | | | |
| 4-Bromofluorobenzene (S) | 88 | % | 70-130 | 1 | | 01/13/22 11:44 | 460-00-4 | |
| **8260D MSV Low Level** | Analytical Method: EPA 8260D<br>Pace Analytical Services - Charlotte | | | | | | | |
| Benzene | ND | ug/L | 1.0 | 1 | | 01/13/22 15:10 | 71-43-2 | |
| Ethylbenzene | ND | ug/L | 1.0 | 1 | | 01/13/22 15:10 | 100-41-4 | |
| Toluene | ND | ug/L | 1.0 | 1 | | 01/13/22 15:10 | 108-88-3 | |
| Xylene (Total) | ND | ug/L | 1.0 | 1 | | 01/13/22 15:10 | 1330-20-7 | |
| m&p-Xylene | ND | ug/L | 2.0 | 1 | | 01/13/22 15:10 | 179601-23-1 | |
| o-Xylene | ND | ug/L | 1.0 | 1 | | 01/13/22 15:10 | 95-47-6 | |
| ***Surrogates*** | | | | | | | | |
| 4-Bromofluorobenzene (S) | 100 | % | 70-130 | 1 | | 01/13/22 15:10 | 460-00-4 | |
| 1,2-Dichloroethane-d4 (S) | 97 | % | 70-130 | 1 | | 01/13/22 15:10 | 17060-07-0 | |
| Toluene-d8 (S) | 104 | % | 70-130 | 1 | | 01/13/22 15:10 | 2037-26-5 | |

## REPORT OF LABORATORY ANALYSIS

This report shall not be reproduced, except in full,
without the written consent of Pace Analytical Services, LLC.

**Pace Analytical Services, LLC**
9800 Kincey Ave. Suite 100
Huntersville, NC 28078
(704)875-9092

## ANALYTICAL RESULTS

Project: PROJ-002116
Pace Project No.: 92582368

**Sample: 22012-SW-CONFLUENCE** **Lab ID: 92582368002** Collected: 01/12/22 12:15 Received: 01/12/22 14:40 Matrix: Water

| Parameters | Results | Units | Report Limit | DF | Prepared | Analyzed | CAS No. | Qual |
|---|---|---|---|---|---|---|---|---|
| **Gasoline Range Organics** | Analytical Method: EPA 5030B/8015C<br>Pace Analytical Services - Charlotte | | | | | | | |
| Gas Range Organics (C6-C10) | ND | mg/L | 0.080 | 1 | | 01/13/22 12:40 | | |
| ***Surrogates*** | | | | | | | | |
| 4-Bromofluorobenzene (S) | 86 | % | 70-130 | 1 | | 01/13/22 12:40 | 460-00-4 | |
| **8260D MSV Low Level** | Analytical Method: EPA 8260D<br>Pace Analytical Services - Charlotte | | | | | | | |
| Benzene | ND | ug/L | 1.0 | 1 | | 01/13/22 15:28 | 71-43-2 | |
| Ethylbenzene | ND | ug/L | 1.0 | 1 | | 01/13/22 15:28 | 100-41-4 | |
| Toluene | ND | ug/L | 1.0 | 1 | | 01/13/22 15:28 | 108-88-3 | |
| Xylene (Total) | ND | ug/L | 1.0 | 1 | | 01/13/22 15:28 | 1330-20-7 | |
| m&p-Xylene | ND | ug/L | 2.0 | 1 | | 01/13/22 15:28 | 179601-23-1 | |
| o-Xylene | ND | ug/L | 1.0 | 1 | | 01/13/22 15:28 | 95-47-6 | |
| ***Surrogates*** | | | | | | | | |
| 4-Bromofluorobenzene (S) | 99 | % | 70-130 | 1 | | 01/13/22 15:28 | 460-00-4 | |
| 1,2-Dichloroethane-d4 (S) | 96 | % | 70-130 | 1 | | 01/13/22 15:28 | 17060-07-0 | |
| Toluene-d8 (S) | 104 | % | 70-130 | 1 | | 01/13/22 15:28 | 2037-26-5 | |



This report shall not be reproduced, except in full,
without the written consent of Pace Analytical Services, LLC.

**Pace Analytical Services, LLC**
9800 Kincey Ave. Suite 100
Huntersville, NC 28078
(704)875-9092

## ANALYTICAL RESULTS

Project: PROJ-002116
Pace Project No.: 92582368

**Sample: 22012-SW-SEEP 2** **Lab ID: 92582368003** Collected: 01/12/22 12:20 Received: 01/12/22 14:40 Matrix: Water

| Parameters | Results | Units | Report Limit | DF | Prepared | Analyzed | CAS No. | Qual |
|---|---|---|---|---|---|---|---|---|
| **Gasoline Range Organics** | Analytical Method: EPA 5030B/8015C<br>Pace Analytical Services - Charlotte | | | | | | | |
| Gas Range Organics (C6-C10) | ND | mg/L | 0.080 | 1 | | 01/13/22 13:08 | | |
| ***Surrogates*** | | | | | | | | |
| 4-Bromofluorobenzene (S) | 88 | % | 70-130 | 1 | | 01/13/22 13:08 | 460-00-4 | |
| **8260D MSV Low Level** | Analytical Method: EPA 8260D<br>Pace Analytical Services - Charlotte | | | | | | | |
| Benzene | ND | ug/L | 1.0 | 1 | | 01/13/22 15:46 | 71-43-2 | |
| Ethylbenzene | ND | ug/L | 1.0 | 1 | | 01/13/22 15:46 | 100-41-4 | |
| Toluene | ND | ug/L | 1.0 | 1 | | 01/13/22 15:46 | 108-88-3 | |
| Xylene (Total) | ND | ug/L | 1.0 | 1 | | 01/13/22 15:46 | 1330-20-7 | |
| m&p-Xylene | ND | ug/L | 2.0 | 1 | | 01/13/22 15:46 | 179601-23-1 | |
| o-Xylene | ND | ug/L | 1.0 | 1 | | 01/13/22 15:46 | 95-47-6 | |
| ***Surrogates*** | | | | | | | | |
| 4-Bromofluorobenzene (S) | 101 | % | 70-130 | 1 | | 01/13/22 15:46 | 460-00-4 | |
| 1,2-Dichloroethane-d4 (S) | 96 | % | 70-130 | 1 | | 01/13/22 15:46 | 17060-07-0 | |
| Toluene-d8 (S) | 105 | % | 70-130 | 1 | | 01/13/22 15:46 | 2037-26-5 | |



This report shall not be reproduced, except in full,
without the written consent of Pace Analytical Services, LLC.

**Pace Analytical Services, LLC**
9800 Kincey Ave. Suite 100
Huntersville, NC 28078
(704)875-9092

## ANALYTICAL RESULTS

Project: PROJ-002116
Pace Project No.: 92582368

**Sample: 22012-SW-CONFLUENCE 2** **Lab ID: 92582368004** Collected: 01/12/22 12:25 Received: 01/12/22 14:40 Matrix: Water

| Parameters | Results | Units | Report Limit | DF | Prepared | Analyzed | CAS No. | Qual |
|---|---|---|---|---|---|---|---|---|
| **Gasoline Range Organics** | Analytical Method: EPA 5030B/8015C<br>Pace Analytical Services - Charlotte | | | | | | | |
| Gas Range Organics (C6-C10) | ND | mg/L | 0.080 | 1 | | 01/13/22 13:36 | | |
| ***Surrogates*** | | | | | | | | |
| 4-Bromofluorobenzene (S) | 92 | % | 70-130 | 1 | | 01/13/22 13:36 | 460-00-4 | |
| **8260D MSV Low Level** | Analytical Method: EPA 8260D<br>Pace Analytical Services - Charlotte | | | | | | | |
| Benzene | ND | ug/L | 1.0 | 1 | | 01/13/22 16:04 | 71-43-2 | |
| Ethylbenzene | ND | ug/L | 1.0 | 1 | | 01/13/22 16:04 | 100-41-4 | |
| Toluene | ND | ug/L | 1.0 | 1 | | 01/13/22 16:04 | 108-88-3 | |
| Xylene (Total) | ND | ug/L | 1.0 | 1 | | 01/13/22 16:04 | 1330-20-7 | |
| m&p-Xylene | ND | ug/L | 2.0 | 1 | | 01/13/22 16:04 | 179601-23-1 | |
| o-Xylene | ND | ug/L | 1.0 | 1 | | 01/13/22 16:04 | 95-47-6 | |
| ***Surrogates*** | | | | | | | | |
| 4-Bromofluorobenzene (S) | 100 | % | 70-130 | 1 | | 01/13/22 16:04 | 460-00-4 | |
| 1,2-Dichloroethane-d4 (S) | 97 | % | 70-130 | 1 | | 01/13/22 16:04 | 17060-07-0 | |
| Toluene-d8 (S) | 103 | % | 70-130 | 1 | | 01/13/22 16:04 | 2037-26-5 | |



This report shall not be reproduced, except in full,
without the written consent of Pace Analytical Services, LLC.

**Pace Analytical Services, LLC**
9800 Kincey Ave. Suite 100
Huntersville, NC 28078
(704)875-9092

## ANALYTICAL RESULTS

Project: PROJ-002116
Pace Project No.: 92582368

**Sample: 22012-SW-G** **Lab ID: 92582368005** Collected: 01/12/22 12:30 Received: 01/12/22 14:40 Matrix: Water

| Parameters | Results | Units | Report Limit | DF | Prepared | Analyzed | CAS No. | Qual |
|---|---|---|---|---|---|---|---|---|
| **Gasoline Range Organics** | Analytical Method: EPA 5030B/8015C<br>Pace Analytical Services - Charlotte | | | | | | | |
| Gas Range Organics (C6-C10) | ND | mg/L | 0.080 | 1 | | 01/13/22 14:04 | | |
| ***Surrogates*** | | | | | | | | |
| 4-Bromofluorobenzene (S) | 92 | % | 70-130 | 1 | | 01/13/22 14:04 | 460-00-4 | |
| **8260D MSV Low Level** | Analytical Method: EPA 8260D<br>Pace Analytical Services - Charlotte | | | | | | | |
| Benzene | ND | ug/L | 1.0 | 1 | | 01/13/22 16:22 | 71-43-2 | |
| Ethylbenzene | ND | ug/L | 1.0 | 1 | | 01/13/22 16:22 | 100-41-4 | |
| Toluene | ND | ug/L | 1.0 | 1 | | 01/13/22 16:22 | 108-88-3 | |
| Xylene (Total) | ND | ug/L | 1.0 | 1 | | 01/13/22 16:22 | 1330-20-7 | |
| m&p-Xylene | ND | ug/L | 2.0 | 1 | | 01/13/22 16:22 | 179601-23-1 | |
| o-Xylene | ND | ug/L | 1.0 | 1 | | 01/13/22 16:22 | 95-47-6 | |
| ***Surrogates*** | | | | | | | | |
| 4-Bromofluorobenzene (S) | 101 | % | 70-130 | 1 | | 01/13/22 16:22 | 460-00-4 | |
| 1,2-Dichloroethane-d4 (S) | 94 | % | 70-130 | 1 | | 01/13/22 16:22 | 17060-07-0 | |
| Toluene-d8 (S) | 102 | % | 70-130 | 1 | | 01/13/22 16:22 | 2037-26-5 | |



This report shall not be reproduced, except in full,
without the written consent of Pace Analytical Services, LLC.

**Pace Analytical Services, LLC**
9800 Kincey Ave. Suite 100
Huntersville, NC 28078
(704)875-9092

## QUALITY CONTROL DATA

Project: PROJ-002116
Pace Project No.: 92582368

QC Batch: 671518 | Analysis Method: EPA 5030B/8015C
QC Batch Method: EPA 5030B/8015C | Analysis Description: Gasoline Range Organics
Laboratory: Pace Analytical Services - Charlotte
Associated Lab Samples: 92582368001, 92582368002, 92582368003, 92582368004, 92582368005

METHOD BLANK: 3515871 Matrix: Water
Associated Lab Samples: 92582368001, 92582368002, 92582368003, 92582368004, 92582368005

| Parameter | Units | Blank Result | Reporting Limit | Analyzed | Qualifiers |
|---|---|---|---|---|---|
| Gas Range Organics (C6-C10) | mg/L | ND | 0.080 | 01/13/22 11:16 | |
| 4-Bromofluorobenzene (S) | % | 90 | 70-130 | 01/13/22 11:16 | |

LABORATORY CONTROL SAMPLE: 3515872

| Parameter | Units | Spike Conc. | LCS Result | LCS % Rec | % Rec Limits | Qualifiers |
|---|---|---|---|---|---|---|
| Gas Range Organics (C6-C10) | mg/L | 1 | 0.97 | 97 | 70-130 | |
| 4-Bromofluorobenzene (S) | % | | | 93 | 70-130 | |

MATRIX SPIKE SAMPLE: 3515874

| Parameter | Units | 92582368002 Result | Spike Conc. | MS Result | MS % Rec | % Rec Limits | Qualifiers |
|---|---|---|---|---|---|---|---|
| Gas Range Organics (C6-C10) | mg/L | ND | 1 | 0.97 | 97 | 68-145 | |
| 4-Bromofluorobenzene (S) | % | | | | 90 | 70-130 | |

SAMPLE DUPLICATE: 3515873

| Parameter | Units | 92582368001 Result | Dup Result | RPD | Qualifiers |
|---|---|---|---|---|---|
| Gas Range Organics (C6-C10) | mg/L | ND | ND | | |
| 4-Bromofluorobenzene (S) | % | 88 | 86 | | |

**Results presented on this page are in the units indicated by the "Units" column except where an alternate unit is presented to the right of the result.**

## REPORT OF LABORATORY ANALYSIS

This report shall not be reproduced, except in full,
without the written consent of Pace Analytical Services, LLC.

Pace Analytical Services, LLC
9800 Kincey Ave. Suite 100
Huntersville, NC 28078
(704)875-9092

## QUALITY CONTROL DATA

Project: PROJ-002116
Pace Project No.: 92582368

QC Batch: 671404
QC Batch Method: EPA 8260D
Analysis Method: EPA 8260D
Analysis Description: 8260D MSV Low Level
Laboratory: Pace Analytical Services - Charlotte
Associated Lab Samples: 92582368001, 92582368002, 92582368003, 92582368004, 92582368005

METHOD BLANK: 3515476 Matrix: Water
Associated Lab Samples: 92582368001, 92582368002, 92582368003, 92582368004, 92582368005

| Parameter | Units | Blank Result | Reporting Limit | Analyzed | Qualifiers |
|---|---|---|---|---|---|
| Benzene | ug/L | ND | 1.0 | 01/13/22 14:34 | |
| Ethylbenzene | ug/L | ND | 1.0 | 01/13/22 14:34 | |
| m&p-Xylene | ug/L | ND | 2.0 | 01/13/22 14:34 | |
| o-Xylene | ug/L | ND | 1.0 | 01/13/22 14:34 | |
| Toluene | ug/L | ND | 1.0 | 01/13/22 14:34 | |
| Xylene (Total) | ug/L | ND | 1.0 | 01/13/22 14:34 | |
| 1,2-Dichloroethane-d4 (S) | % | 99 | 70-130 | 01/13/22 14:34 | |
| 4-Bromofluorobenzene (S) | % | 99 | 70-130 | 01/13/22 14:34 | |
| Toluene-d8 (S) | % | 104 | 70-130 | 01/13/22 14:34 | |

LABORATORY CONTROL SAMPLE: 3515477

| Parameter | Units | Spike Conc. | LCS Result | LCS % Rec | % Rec Limits | Qualifiers |
|---|---|---|---|---|---|---|
| Benzene | ug/L | 50 | 46.2 | 92 | 70-130 | |
| Ethylbenzene | ug/L | 50 | 47.6 | 95 | 70-130 | |
| m&p-Xylene | ug/L | 100 | 96.3 | 96 | 70-130 | |
| o-Xylene | ug/L | 50 | 46.8 | 94 | 70-130 | |
| Toluene | ug/L | 50 | 45.8 | 92 | 70-130 | |
| Xylene (Total) | ug/L | 150 | 143 | 95 | 70-130 | |
| 1,2-Dichloroethane-d4 (S) | % | | | 96 | 70-130 | |
| 4-Bromofluorobenzene (S) | % | | | 101 | 70-130 | |
| Toluene-d8 (S) | % | | | 98 | 70-130 | |

MATRIX SPIKE & MATRIX SPIKE DUPLICATE: 3515478 3515479

| Parameter | Units | 92582364007 Result | MS Spike Conc. | MSD Spike Conc. | MS Result | MSD Result | MS % Rec | MSD % Rec | % Rec Limits | RPD | Qual |
|---|---|---|---|---|---|---|---|---|---|---|---|
| Benzene | ug/L | ND | 20 | 20 | 23.7 | 21.4 | 118 | 107 | 67-150 | 10 | |
| Ethylbenzene | ug/L | ND | 20 | 20 | 25.8 | 22.3 | 129 | 111 | 68-143 | 15 | |
| m&p-Xylene | ug/L | ND | 40 | 40 | 51.9 | 45.1 | 130 | 113 | 53-157 | 14 | |
| o-Xylene | ug/L | ND | 20 | 20 | 25.2 | 21.9 | 126 | 110 | 68-143 | 14 | |
| Toluene | ug/L | ND | 20 | 20 | 23.6 | 21.0 | 118 | 105 | 47-157 | 12 | |
| Xylene (Total) | ug/L | ND | 60 | 60 | 77.1 | 67.0 | 129 | 112 | 66-145 | 14 | |
| 1,2-Dichloroethane-d4 (S) | % | | | | | | 83 | 86 | 70-130 | | |
| 4-Bromofluorobenzene (S) | % | | | | | | 102 | 98 | 70-130 | | |
| Toluene-d8 (S) | % | | | | | | 96 | 96 | 70-130 | | |

**Results presented on this page are in the units indicated by the "Units" column except where an alternate unit is presented to the right of the result.**

## REPORT OF LABORATORY ANALYSIS

This report shall not be reproduced, except in full,
without the written consent of Pace Analytical Services, LLC.

**Pace Analytical Services, LLC**
9800 Kincey Ave. Suite 100
Huntersville, NC 28078
(704)875-9092

# QUALIFIERS

Project: PROJ-002116
Pace Project No.: 92582368

**DEFINITIONS**

DF - Dilution Factor, if reported, represents the factor applied to the reported data due to dilution of the sample aliquot.

ND - Not Detected at or above adjusted reporting limit.

TNTC - Too Numerous To Count

J - Estimated concentration above the adjusted method detection limit and below the adjusted reporting limit.

MDL - Adjusted Method Detection Limit.

PQL - Practical Quantitation Limit.

RL - Reporting Limit - The lowest concentration value that meets project requirements for quantitative data with known precision and bias for a specific analyte in a specific matrix.

S - Surrogate

1,2-Diphenylhydrazine decomposes to and cannot be separated from Azobenzene using Method 8270. The result for each analyte is a combined concentration.

Consistent with EPA guidelines, unrounded data are displayed and have been used to calculate % recovery and RPD values.

LCS(D) - Laboratory Control Sample (Duplicate)

MS(D) - Matrix Spike (Duplicate)

DUP - Sample Duplicate

RPD - Relative Percent Difference

NC - Not Calculable.

SG - Silica Gel - Clean-Up

U - Indicates the compound was analyzed for, but not detected.

Acid preservation may not be appropriate for 2 Chloroethylvinyl ether.

A separate vial preserved to a pH of 4-5 is recommended in SW846 Chapter 4 for the analysis of Acrolein and Acrylonitrile by EPA Method 8260.

N-Nitrosodiphenylamine decomposes and cannot be separated from Diphenylamine using Method 8270. The result reported for each analyte is a combined concentration.

Reported results are not rounded until the final step prior to reporting. Therefore, calculated parameters that are typically reported as "Total" may vary slightly from the sum of the reported component parameters.

Pace Analytical is TNI accredited. Contact your Pace PM for the current list of accredited analytes.

TNI - The NELAC Institute.



This report shall not be reproduced, except in full,
without the written consent of Pace Analytical Services, LLC.

**Pace Analytical Services, LLC**
9800 Kincey Ave. Suite 100
Huntersville, NC 28078
(704)875-9092

## QUALITY CONTROL DATA CROSS REFERENCE TABLE

Project: PROJ-002116
Pace Project No.: 92582368

| Lab ID | Sample ID | QC Batch Method | QC Batch | Analytical Method | Analytical Batch |
|---|---|---|---|---|---|
| **92582368001** | **22012-SW-SEEP** | EPA 5030B/8015C | 671518 | | |
| **92582368002** | **22012-SW-CONFLUENCE** | EPA 5030B/8015C | 671518 | | |
| **92582368003** | **22012-SW-SEEP 2** | EPA 5030B/8015C | 671518 | | |
| **92582368004** | **22012-SW-CONFLUENCE 2** | EPA 5030B/8015C | 671518 | | |
| **92582368005** | **22012-SW-G** | EPA 5030B/8015C | 671518 | | |
| **92582368001** | **22012-SW-SEEP** | EPA 8260D | 671404 | | |
| **92582368002** | **22012-SW-CONFLUENCE** | EPA 8260D | 671404 | | |
| **92582368003** | **22012-SW-SEEP 2** | EPA 8260D | 671404 | | |
| **92582368004** | **22012-SW-CONFLUENCE 2** | EPA 8260D | 671404 | | |
| **92582368005** | **22012-SW-G** | EPA 8260D | 671404 | | |



This report shall not be reproduced, except in full,
without the written consent of Pace Analytical Services, LLC.

# CHAIN-OF-CUSTODY Analytical Request Document

Pace Analytical®

Chain-of-Custody is a LEGAL DOCUMENT - Complete all relevent fields

WO# : 92582368

92582368

Pace Workorder Number or

USE ONLY

Project Manager:

| | |
|---|---|
| Company: Montrose | Billing Information: 400 Northridge Rd Sandy Springs GA 30350 |
| Address: | |
| Report To: jnicolette@montrose-env.com utestoff@montrose-env.com | Email To: ciee@montrose-env.com |
| Copy To: ctates@montrose-env.com | Site Collection Info/Address: |
| Customer Project Name/Number: Proj-002116 | State: NC / County/City: Huntersville Time Zone Collected: [ ] PT [ ] MT [ ] CT [✓] ET |
| Phone: Email: | Site/Facility ID #: Compliance Monitoring? [ ] Yes [ ] No |
| Collected By (print): Cole Cates | Purchase Order #: Quote #: DW PWS ID #: DW Location Code: |
| Collected By (signature): | Turnaround Date Required: Immediately Packed on Ice: [✓] Yes [ ] No |
| Sample Disposal: [ ] Dispose as appropriate [ ] Return [ ] Archive: [ ] Hold: | Rush: [✓] Same Day [ ] Next Day [ ] 2 Day [ ] 3 Day [ ] 4 Day [ ] 5 Day (Expedite Charges Apply) |
| | Field Filtered (if applicable): [ ] Yes [ ] No Analysis: |

** Preservative Types: (1) nitric acid, (2) sulfuric acid, (3) hydrochloric acid, (4) sodium hydroxide, (5) zinc acetate, (6) methanol, (7) sodium bisulfate, (8) sodium thiosulfate, (9) hexane, (A) ascorbic acid, (B) ammonium sulfate, (C) ammonium hydroxide, (D) TSP, (U) Unpreserved, (O) Other _____

* Matrix Codes (Insert in Matrix box below): Drinking Water (DW), Ground Water (GW), Wastewater (WW), Product (P), Soil/Solid (SL), Oil (OL), Wipe (WP), Air (AR), Tissue (TS), Bioassay (B), Vapor (V), Other (OT)

| Customer Sample ID | Matrix * | Comp / Grab | Collected (or Composite Start) Date | Collected (or Composite Start) Time | Composite End Date | Composite End Time | Res Cl | # of Ctns | Analyses: BTEX | Analyses: TPH-GRO | Lab Profile/Line: |
|---|---|---|---|---|---|---|---|---|---|---|---|
| | | | | | | | | | | | 92582368 |
| 22012-SW-Seep | SW | G | 1/12/22 | 12:10 | | | | 6 | X | X | 001 |
| 22012-SW-Influence | SW | G | 1/12/22 | 12:15 | | | | 6 | X | X | 002 |
| 22012-SW-Seep 2 | SW | G | 1/12/22 | 12:20 | | | | 6 | X | X | 003 |
| 22012-SW-confluence2 | SW | G | 1/12/22 | 12:25 | | | | 6 | X | X | 004 |
| 22012-SW-G | SW | G | 1/12/22 | 12:30 | | | | 6 | X | X | 005 |

Lab Sample Receipt Checklist:

| | | | |
|---|---|---|---|
| Custody Seals Present/Intact | Y | N | NA |
| Custody Signatures Present | Y | N | NA |
| Collector Signature Present | Y | N | NA |
| Bottles Intact | Y | N | NA |
| Correct Bottles | Y | N | NA |
| Sufficient Volume | Y | N | NA |
| Samples Received on Ice | Y | N | NA |
| VOA - Headspace Acceptable | Y | N | NA |
| USDA Regulated Soils | Y | N | NA |
| Samples in Holding Time | Y | N | NA |
| Residual Chlorine Present | Y | N | NA |
| Cl Strips: | | | |
| Sample pH Acceptable | Y | N | NA |
| pH Strips: | | | |
| Sulfide Present | Y | N | NA |
| Lead Acetate Strips: | | | |

LAB USE ONLY:
Lab Sample # / Comments:

Customer Remarks / Special Conditions / Possible Hazards:
SW = Surface Water
G = Grab

Type of Ice Used: (Wet) Blue Dry None

Packing Material Used: B D

Radchem sample(s) screened (<500 cpm): Y N (NA)

SHORT HOLDS PRESENT (<72 hours): Y (N) N/A

Lab Tracking #: 2683279

Samples received via: FEDEX UPS (Client) Courier Pace Courier

Lab Sample Temperature Info:
Temp Blank Received: Y (N) NA
Therm ID#: 92-T064
Cooler 1 Temp Upon Receipt: 1.6 oC
Cooler 1 Therm Corr. Factor: 0 oC
Cooler 1 Corrected Temp: 1.6 oC
Comments:

| Relinquished by/Company: (Signature) | Date/Time: | Received by/Company: (Signature) | Date/Time: |
|---|---|---|---|
| Cole Cates/Montrose | 1/12/22 14:40 | Pace UPS | 1/12/22 1440 |
| Relinquished by/Company: (Signature) | Date/Time: | Received by/Company: (Signature) | Date/Time: |
| Relinquished by/Company: (Signature) | Date/Time: | Received by/Company: (Signature) | Date/Time: |

MTJL LAB USE ONLY
Table #:
Acctnum:
Template:
Prelogin:
PM:
PB:

Trip Blank Received: Y (N) NA
HCL MeOH TSP Other

Non Conformance(s): YES / (NO)

Page: 1 of: 1

***Check mark top half of box if pH and/or dechlorination is verified and within the acceptance range for preservation samples.**

Exceptions: VOA, Coliform, TOC, Oil and Grease, DRO/8015 (water) DOC, LLHg

****Bottom half of box is to list number of bottles**

Project # WO#: 92582368

PM: BV Due Date: 01/18/22

CLIENT: 92-MontEnvGr

| Item# | BP4U-125 mL Plastic Unpreserved (N/A) (Cl-) | BP3U-250 mL Plastic Unpreserved (N/A) | BP2U-500 mL Plastic Unpreserved (N/A) | BP1U-1 liter Plastic Unpreserved (N/A) | BP4S-125 mL Plastic H2SO4 (pH < 2) (Cl-) | BP3N-250 mL plastic HNO3 (pH < 2) | BP4Z-125 mL Plastic ZN Acetate & NaOH (>9) | BP4B-125 mL Plastic NaOH (pH > 12) (Cl-) | WGFU-Wide-mouthed Glass jar Unpreserved | AG1U-1 liter Amber Unpreserved (N/A) (Cl-) | AG1H-1 liter Amber HCl (pH < 2) | AG3U-250 mL Amber Unpreserved (N/A) (Cl-) | AG1S-1 liter Amber H2SO4 (pH < 2) | AG3S-250 mL Amber H2SO4 (pH < 2) | AG3A(DG3A)-250 mL Amber NH4Cl (N/A)(Cl-) | DG9H-40 mL VOA HCl (N/A) | VG9T-40 mL VOA Na2S2O3 (N/A) | VG9U-40 mL VOA Unpreserved (N/A) | DG9P-40 mL VOA H3PO4 (N/A) | VOAK (3 vials per kit)-5035 kit (N/A) | V/GK (3 vials per kit)-VPH/Gas kit (N/A) | SP5T-125 mL Sterile Plastic (N/A – lab) | SP2T-250 mL Sterile Plastic (N/A – lab) | | BP3A-250 mL Plastic (NH2)2SO4 (9.3-9.7) | AG0U-100 mL Amber Unpreserved vials (N/A) | VSGU-20 mL Scintillation vials (N/A) | DG9U-40 mL Amber Unpreserved vials (N/A) |
|---|---|---|---|---|---|---|---|---|---|---|---|---|---|---|---|---|---|---|---|---|---|---|---|---|---|---|---|---|---|
| 1 | \ | | | | \ | \ | \ | \ | | | \ | | \ | \ | \ | 6 | | | | | | | | | \ | \ | | | |
| 2 | \ | | | | \ | \ | \ | \ | | | \ | | \ | \ | \ | 6 | | | | | | | | | \ | \ | | | |
| 3 | \ | | | | \ | \ | \ | \ | | | \ | | \ | \ | \ | 6 | | | | | | | | | \ | \ | | | |
| 4 | \ | | | | \ | \ | \ | \ | | | \ | | \ | \ | \ | 6 | | | | | | | | | \ | \ | | | |
| 5 | \ | | | | \ | \ | \ | \ | | | \ | | \ | \ | \ | 6 | | | | | | | | | \ | \ | | | |
| 6 | \ | | | | \ | \ | \ | \ | | | \ | | \ | \ | \ | | | | | | | | | | \ | \ | | | |
| 7 | \ | | | | \ | \ | \ | \ | | | \ | | \ | \ | \ | | | | | | | | | | \ | \ | | | |
| 8 | \ | | | | \ | \ | \ | \ | | | \ | | \ | \ | \ | | | | | | | | | | \ | \ | | | |
| 9 | \ | | | | \ | \ | \ | \ | | | \ | | \ | \ | \ | | | | | | | | | | \ | \ | | | |
| 10 | \ | | | | \ | \ | \ | \ | | | \ | | \ | \ | \ | | | | | | | | | | \ | \ | | | |
| 11 | \ | | | | \ | \ | \ | \ | | | \ | | \ | \ | \ | | | | | | | | | | \ | \ | | | |
| 12 | \ | | | | \ | \ | \ | \ | | | \ | | \ | \ | \ | | | | | | | | | | \ | \ | | | |

## pH Adjustment Log for Preserved Samples

| Sample ID | Type of Preservative | pH upon receipt | Date preservation adjusted | Time preservation adjusted | Amount of Preservative added | Lot # |
|---|---|---|---|---|---|---|
| | | | | | | |
| | | | | | | |
| | | | | | | |

Note: Whenever there is a discrepancy affecting North Carolina compliance samples, a copy of this form will be sent to the North Carolina DEHNR Certification Office (I.e. Out of hold, incorrect preservative, out of temp, incorrect containers.

# APPENDIX E

# FREE PRODUCT AND PCW RECOVERY INFORMATION

**Appendix E**
**Petroleum Contact Water And Free Product Recovery Graphs**

Colonial Pipeline Company
2020-L1-2448 Incident
Huntersville, North Carolina

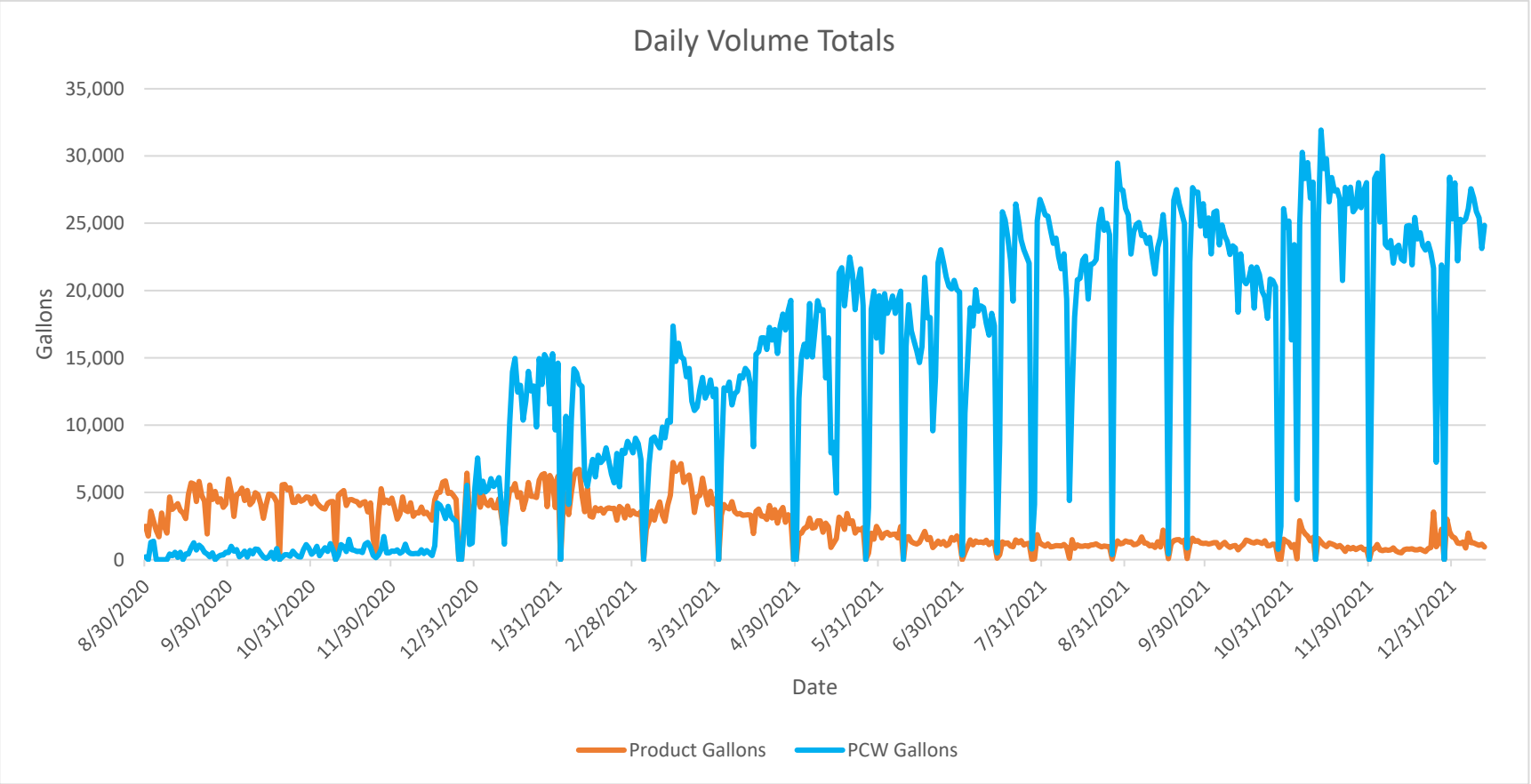


Notes:
PCW = Petroleum Contact Water

**Appendix E**
**Petroleum Contact Water And Free Product Recovery Graphs**

Colonial Pipeline Company
2020-L1-2448 Incident
Huntersville, North Carolina

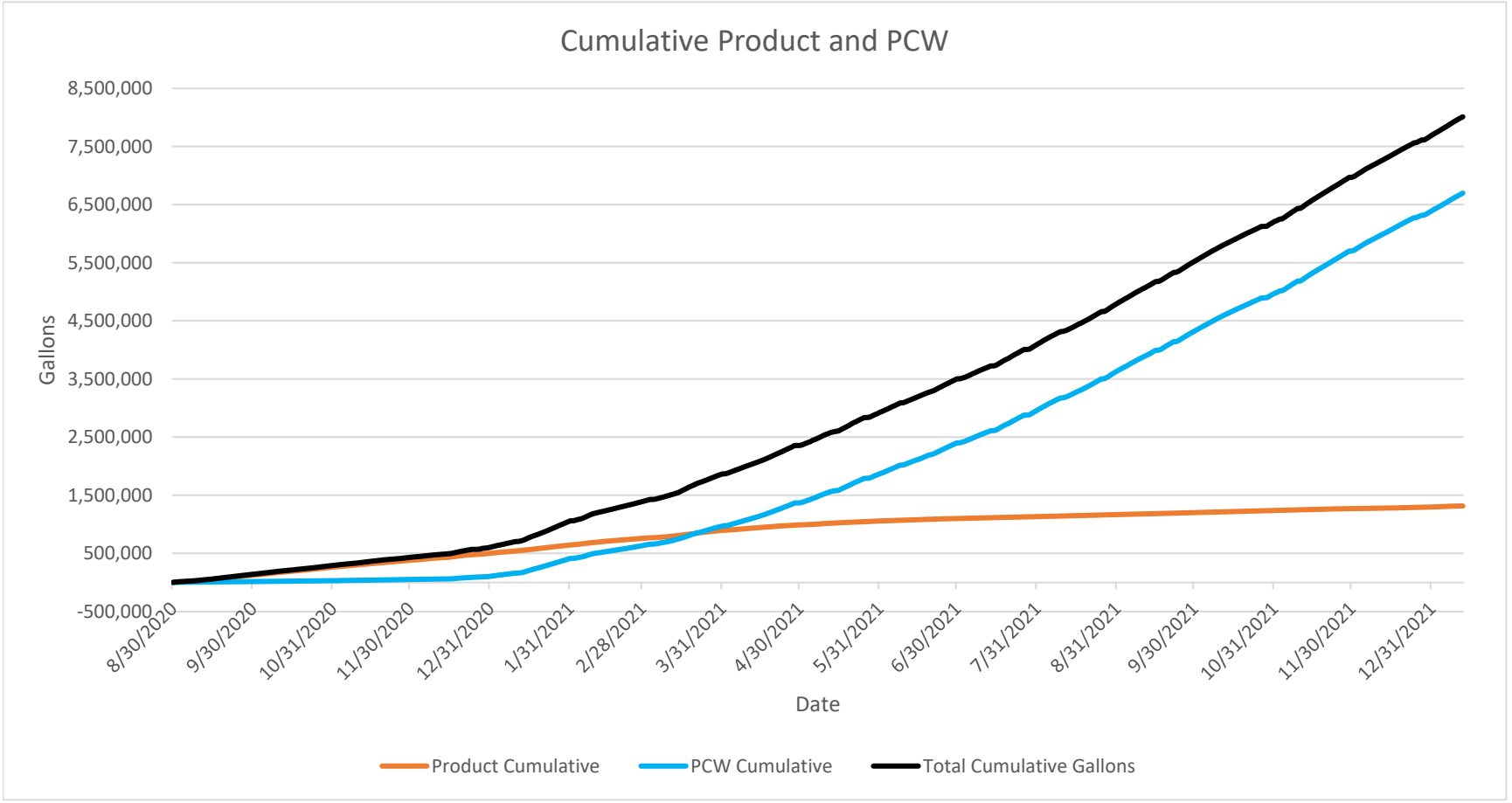


Notes:
PCW = Petroleum Contact Water

**Appendix E - Table 1**
**Summary of Frac Tank Recovery Volumes**
**(August 30, 2020 - January 12, 2022)**

Colonial Pipeline Company
2020-L1-SR2448 Incident
Huntersville, North Carolina

| Date | Product Gallons | PCW Gallons | Total Gallons | Product Cumulative | PCW Cumulative | Total Cumulative Gallons |
|---|---|---|---|---|---|---|
| 8/30/2020 | 2,483 | 211 | 2,694 | 2,483 | 211 | 2,694 |
| 8/31/2020 | 1,759 | 0 | 1,759 | 4,242 | 211 | 4,453 |
| 9/1/2020 | 3,605 | 1,289 | 4,894 | 7,847 | 1,500 | 9,347 |
| 9/2/2020 | 2,867 | 1,373 | 4,240 | 10,714 | 2,873 | 13,587 |
| 9/3/2020 | 2,167 | 0 | 2,167 | 12,881 | 2,873 | 15,754 |
| 9/4/2020 | 1,699 | 0 | 1,699 | 14,580 | 2,873 | 17,453 |
| 9/5/2020 | 3,462 | 0 | 3,462 | 18,042 | 2,873 | 20,915 |
| 9/6/2020 | 2,486 | 0 | 2,486 | 20,528 | 2,873 | 23,401 |
| 9/7/2020 | 1,975 | 0 | 1,975 | 22,503 | 2,873 | 25,376 |
| 9/8/2020 | 4,657 | 422 | 5,079 | 27,160 | 3,295 | 30,455 |
| 9/9/2020 | 3,740 | 294 | 4,034 | 30,900 | 3,589 | 34,489 |
| 9/10/2020 | 3,945 | 549 | 4,494 | 34,845 | 4,138 | 38,983 |
| 9/11/2020 | 4,163 | 167 | 4,330 | 39,008 | 4,305 | 43,313 |
| 9/12/2020 | 3,659 | 548 | 4,207 | 42,667 | 4,853 | 47,520 |
| 9/13/2020 | 3,481 | 0 | 3,481 | 46,148 | 4,853 | 51,001 |
| 9/14/2020 | 3,053 | 422 | 3,475 | 49,201 | 5,275 | 54,476 |
| 9/15/2020 | 4,843 | 422 | 5,265 | 54,044 | 5,697 | 59,741 |
| 9/16/2020 | 5,708 | 896 | 6,604 | 59,752 | 6,593 | 66,345 |
| 9/17/2020 | 5,618 | 1,256 | 6,874 | 65,370 | 7,849 | 73,219 |
| 9/18/2020 | 4,319 | 719 | 5,038 | 69,689 | 8,568 | 78,257 |
| 9/19/2020 | 5,809 | 1,075 | 6,884 | 75,498 | 9,643 | 85,141 |
| 9/20/2020 | 4,770 | 899 | 5,669 | 80,268 | 10,542 | 90,810 |
| 9/21/2020 | 4,358 | 548 | 4,906 | 84,626 | 11,090 | 95,716 |
| 9/22/2020 | 1,915 | 422 | 2,337 | 86,541 | 11,512 | 98,053 |
| 9/23/2020 | 5,548 | 211 | 5,759 | 92,089 | 11,723 | 103,812 |
| 9/24/2020 | 4,468 | 505 | 4,973 | 96,557 | 12,228 | 108,785 |
| 9/25/2020 | 5,076 | 0 | 5,076 | 101,633 | 12,228 | 113,861 |
| 9/26/2020 | 4,280 | 211 | 4,491 | 105,913 | 12,439 | 118,352 |
| 9/27/2020 | 4,518 | 338 | 4,856 | 110,431 | 12,777 | 123,208 |
| 9/28/2020 | 3,893 | 347 | 4,240 | 114,324 | 13,124 | 127,448 |
| 9/29/2020 | 4,130 | 549 | 4,679 | 118,454 | 13,673 | 132,127 |

**Appendix E - Table 1**
**Summary of Frac Tank Recovery Volumes**
**(August 30, 2020 - January 12, 2022)**

Colonial Pipeline Company
2020-L1-SR2448 Incident
Huntersville, North Carolina

| Date | Product Gallons | PCW Gallons | Total Gallons | Product Cumulative | PCW Cumulative | Total Cumulative Gallons |
|---|---|---|---|---|---|---|
| 9/30/2020 | 5,994 | 527 | 6,521 | 124,448 | 14,200 | 138,648 |
| 10/1/2020 | 5,019 | 991 | 6,010 | 129,467 | 15,191 | 144,658 |
| 10/2/2020 | 3,217 | 633 | 3,850 | 132,684 | 15,824 | 148,508 |
| 10/3/2020 | 4,831 | 753 | 5,584 | 137,515 | 16,577 | 154,092 |
| 10/4/2020 | 4,932 | 213 | 5,145 | 142,447 | 16,790 | 159,237 |
| 10/5/2020 | 5,317 | 367 | 5,684 | 147,764 | 17,157 | 164,921 |
| 10/6/2020 | 4,392 | 635 | 5,027 | 152,156 | 17,792 | 169,948 |
| 10/7/2020 | 5,142 | 189 | 5,331 | 157,298 | 17,981 | 175,279 |
| 10/8/2020 | 4,085 | 690 | 4,775 | 161,383 | 18,671 | 180,054 |
| 10/9/2020 | 4,322 | 428 | 4,750 | 165,705 | 19,099 | 184,804 |
| 10/10/2020 | 4,978 | 793 | 5,771 | 170,683 | 19,892 | 190,575 |
| 10/11/2020 | 4,834 | 756 | 5,590 | 175,517 | 20,648 | 196,165 |
| 10/12/2020 | 4,157 | 466 | 4,623 | 179,674 | 21,114 | 200,788 |
| 10/13/2020 | 3,072 | 203 | 3,275 | 182,746 | 21,317 | 204,063 |
| 10/14/2020 | 4,067 | 95 | 4,162 | 186,813 | 21,412 | 208,225 |
| 10/15/2020 | 4,874 | 219 | 5,093 | 191,687 | 21,631 | 213,318 |
| 10/16/2020 | 4,847 | 553 | 5,400 | 196,534 | 22,184 | 218,718 |
| 10/17/2020 | 4,659 | 48 | 4,707 | 201,193 | 22,232 | 223,425 |
| 10/18/2020 | 4,284 | 829 | 5,113 | 205,477 | 23,061 | 228,538 |
| 10/19/2020 | 0 | 0 | 0 | 205,477 | 23,061 | 228,538 |
| 10/20/2020 | 5,559 | 187 | 5,746 | 211,036 | 23,248 | 234,284 |
| 10/21/2020 | 5,588 | 367 | 5,955 | 216,624 | 23,615 | 240,239 |
| 10/22/2020 | 5,189 | 375 | 5,564 | 221,813 | 23,990 | 245,803 |
| 10/23/2020 | 5,340 | 250 | 5,590 | 227,153 | 24,240 | 251,393 |
| 10/24/2020 | 4,257 | 629 | 4,886 | 231,410 | 24,869 | 256,279 |
| 10/25/2020 | 4,257 | 388 | 4,645 | 235,667 | 25,257 | 260,924 |
| 10/26/2020 | 4,712 | 219 | 4,931 | 240,379 | 25,476 | 265,855 |
| 10/27/2020 | 4,340 | 201 | 4,541 | 244,719 | 25,677 | 270,396 |
| 10/28/2020 | 4,442 | 751 | 5,193 | 249,161 | 26,428 | 275,589 |
| 10/29/2020 | 4,665 | 1,120 | 5,785 | 253,826 | 27,548 | 281,374 |
| 10/30/2020 | 4,626 | 858 | 5,484 | 258,452 | 28,406 | 286,858 |

**Appendix E - Table 1**
**Summary of Frac Tank Recovery Volumes**
**(August 30, 2020 - January 12, 2022)**

Colonial Pipeline Company
2020-L1-SR2448 Incident
Huntersville, North Carolina

| Date | Product Gallons | PCW Gallons | Total Gallons | Product Cumulative | PCW Cumulative | Total Cumulative Gallons |
|---|---|---|---|---|---|---|
| 10/31/2020 | 4,156 | 400 | 4,556 | 262,608 | 28,806 | 291,414 |
| 11/1/2020 | 4,705 | 600 | 5,305 | 267,313 | 29,406 | 296,719 |
| 11/2/2020 | 4,219 | 996 | 5,215 | 271,532 | 30,402 | 301,934 |
| 11/3/2020 | 3,997 | 298 | 4,295 | 275,529 | 30,700 | 306,229 |
| 11/4/2020 | 3,824 | 614 | 4,438 | 279,353 | 31,314 | 310,667 |
| 11/5/2020 | 3,761 | 891 | 4,652 | 283,114 | 32,205 | 315,319 |
| 11/6/2020 | 4,184 | 609 | 4,793 | 287,298 | 32,814 | 320,112 |
| 11/7/2020 | 4,309 | 1,197 | 5,506 | 291,607 | 34,011 | 325,618 |
| 11/8/2020 | 4,324 | 741 | 5,065 | 295,931 | 34,752 | 330,683 |
| 11/9/2020 | 0 | 0 | 0 | 295,931 | 34,752 | 330,683 |
| 11/10/2020 | 4,781 | 331 | 5,112 | 300,712 | 35,083 | 335,795 |
| 11/11/2020 | 4,980 | 1,119 | 6,099 | 305,692 | 36,202 | 341,894 |
| 11/12/2020 | 5,132 | 958 | 6,090 | 310,824 | 37,160 | 347,984 |
| 11/13/2020 | 4,027 | 603 | 4,630 | 314,851 | 37,763 | 352,614 |
| 11/14/2020 | 4,453 | 1,508 | 5,961 | 319,304 | 39,271 | 358,575 |
| 11/15/2020 | 4,467 | 744 | 5,211 | 323,771 | 40,015 | 363,786 |
| 11/16/2020 | 4,365 | 694 | 5,059 | 328,136 | 40,709 | 368,845 |
| 11/17/2020 | 4,311 | 606 | 4,917 | 332,447 | 41,315 | 373,762 |
| 11/18/2020 | 4,029 | 638 | 4,667 | 336,476 | 41,953 | 378,429 |
| 11/19/2020 | 4,241 | 533 | 4,774 | 340,717 | 42,486 | 383,203 |
| 11/20/2020 | 4,317 | 1,153 | 5,470 | 345,034 | 43,639 | 388,673 |
| 11/21/2020 | 3,549 | 1,281 | 4,830 | 348,583 | 44,920 | 393,503 |
| 11/22/2020 | 4,213 | 905 | 5,118 | 352,796 | 45,825 | 398,621 |
| 11/23/2020 | 1,554 | 320 | 1,874 | 354,350 | 46,145 | 400,495 |
| 11/24/2020 | 434 | 149 | 583 | 354,784 | 46,294 | 401,078 |
| 11/25/2020 | 3,265 | 353 | 3,618 | 358,049 | 46,647 | 404,696 |
| 11/26/2020 | 5,278 | 772 | 6,050 | 363,327 | 47,419 | 410,746 |
| 11/27/2020 | 4,224 | 1,726 | 5,950 | 367,551 | 49,145 | 416,696 |
| 11/28/2020 | 4,427 | 506 | 4,933 | 371,978 | 49,651 | 421,629 |
| 11/29/2020 | 4,193 | 506 | 4,699 | 376,171 | 50,157 | 426,328 |
| 11/30/2020 | 4,579 | 641 | 5,220 | 380,750 | 50,798 | 431,548 |

**Appendix E - Table 1**
**Summary of Frac Tank Recovery Volumes**
**(August 30, 2020 - January 12, 2022)**

Colonial Pipeline Company
2020-L1-SR2448 Incident
Huntersville, North Carolina

| Date | Product Gallons | PCW Gallons | Total Gallons | Product Cumulative | PCW Cumulative | Total Cumulative Gallons |
|---|---|---|---|---|---|---|
| 12/1/2020 | 3,842 | 612 | 4,454 | 384,592 | 51,410 | 436,002 |
| 12/2/2020 | 3,008 | 726 | 3,734 | 387,600 | 52,136 | 439,736 |
| 12/3/2020 | 3,402 | 473 | 3,875 | 391,002 | 52,609 | 443,611 |
| 12/4/2020 | 4,657 | 605 | 5,262 | 395,659 | 53,214 | 448,873 |
| 12/5/2020 | 3,678 | 1,148 | 4,826 | 399,337 | 54,362 | 453,699 |
| 12/6/2020 | 3,567 | 599 | 4,166 | 402,904 | 54,961 | 457,865 |
| 12/7/2020 | 4,231 | 458 | 4,689 | 407,135 | 55,419 | 462,554 |
| 12/8/2020 | 3,228 | 444 | 3,672 | 410,363 | 55,863 | 466,226 |
| 12/9/2020 | 3,500 | 461 | 3,961 | 413,863 | 56,324 | 470,187 |
| 12/10/2020 | 3,462 | 442 | 3,904 | 417,325 | 56,766 | 474,091 |
| 12/11/2020 | 3,909 | 743 | 4,652 | 421,234 | 57,509 | 478,743 |
| 12/12/2020 | 3,413 | 453 | 3,866 | 424,647 | 57,962 | 482,609 |
| 12/13/2020 | 3,514 | 677 | 4,191 | 428,161 | 58,639 | 486,800 |
| 12/14/2020 | 3,249 | 494 | 3,743 | 431,410 | 59,133 | 490,543 |
| 12/15/2020 | 2,934 | 305 | 3,239 | 434,344 | 59,438 | 493,782 |
| 12/16/2020 | 4,453 | 1,037 | 5,490 | 438,797 | 60,475 | 499,272 |
| 12/17/2020 | 4,991 | 4,203 | 9,194 | 443,788 | 64,678 | 508,466 |
| 12/18/2020 | 5,014 | 4,052 | 9,066 | 448,802 | 68,730 | 517,532 |
| 12/19/2020 | 5,763 | 3,640 | 9,403 | 454,565 | 72,370 | 526,935 |
| 12/20/2020 | 5,855 | 3,057 | 8,912 | 460,420 | 75,427 | 535,847 |
| 12/21/2020 | 4,926 | 3,960 | 8,886 | 465,346 | 79,387 | 544,733 |
| 12/22/2020 | 5,000 | 3,233 | 8,233 | 470,346 | 82,620 | 552,966 |
| 12/23/2020 | 4,770 | 2,999 | 7,769 | 475,116 | 85,619 | 560,735 |
| 12/24/2020 | 4,484 | 2,830 | 7,314 | 479,600 | 88,449 | 568,049 |
| 12/25/2020 | 0 | 0 | 0 | 479,600 | 88,449 | 568,049 |
| 12/26/2020 | 0 | 0 | 0 | 479,600 | 88,449 | 568,049 |
| 12/27/2020 | 2,913 | 2,463 | 5,376 | 482,513 | 90,912 | 573,425 |
| 12/28/2020 | 6,426 | 5,523 | 11,949 | 488,939 | 96,435 | 585,374 |
| 12/29/2020 | 3,400 | 1,128 | 4,528 | 492,339 | 97,563 | 589,902 |
| 12/30/2020 | 3,423 | 1,237 | 4,660 | 495,762 | 98,800 | 594,562 |
| 12/31/2020 | 4,211 | 5,357 | 9,568 | 499,973 | 104,157 | 604,130 |

**Appendix E - Table 1**
**Summary of Frac Tank Recovery Volumes**
**(August 30, 2020 - January 12, 2022)**

Colonial Pipeline Company
2020-L1-SR2448 Incident
Huntersville, North Carolina

| Date | Product Gallons | PCW Gallons | Total Gallons | Product Cumulative | PCW Cumulative | Total Cumulative Gallons |
|---|---|---|---|---|---|---|
| 1/1/2021 | 5,761 | 7,551 | 13,312 | 505,734 | 111,708 | 617,442 |
| 1/2/2021 | 3,900 | 4,964 | 8,864 | 509,634 | 116,672 | 626,306 |
| 1/3/2021 | 4,766 | 5,837 | 10,603 | 514,400 | 122,509 | 636,909 |
| 1/4/2021 | 4,205 | 5,043 | 9,248 | 518,605 | 127,552 | 646,157 |
| 1/5/2021 | 4,016 | 5,249 | 9,265 | 522,621 | 132,801 | 655,422 |
| 1/6/2021 | 4,432 | 6,026 | 10,458 | 527,053 | 138,827 | 665,880 |
| 1/7/2021 | 3,872 | 5,445 | 9,317 | 530,925 | 144,272 | 675,197 |
| 1/8/2021 | 3,847 | 5,685 | 9,532 | 534,772 | 149,957 | 684,729 |
| 1/9/2021 | 4,524 | 6,093 | 10,617 | 539,296 | 156,050 | 695,346 |
| 1/10/2021 | 3,137 | 3,823 | 6,960 | 542,433 | 159,873 | 702,306 |
| 1/11/2021 | 2,007 | 1,153 | 3,160 | 544,440 | 161,026 | 705,466 |
| 1/12/2021 | 3,858 | 5,308 | 9,166 | 548,298 | 166,334 | 714,632 |
| 1/13/2021 | 5,217 | 10,258 | 15,475 | 553,515 | 176,592 | 730,107 |
| 1/14/2021 | 5,201 | 13,962 | 19,163 | 558,716 | 190,554 | 749,270 |
| 1/15/2021 | 5,650 | 14,952 | 20,602 | 564,366 | 205,506 | 769,872 |
| 1/16/2021 | 4,637 | 12,453 | 17,090 | 569,003 | 217,959 | 786,962 |
| 1/17/2021 | 4,978 | 12,960 | 17,938 | 573,981 | 230,919 | 804,900 |
| 1/18/2021 | 3,727 | 10,368 | 14,095 | 577,708 | 241,287 | 818,995 |
| 1/19/2021 | 4,461 | 11,795 | 16,256 | 582,169 | 253,082 | 835,251 |
| 1/20/2021 | 5,743 | 13,994 | 19,737 | 587,912 | 267,076 | 854,988 |
| 1/21/2021 | 4,709 | 12,531 | 17,240 | 592,621 | 279,607 | 872,228 |
| 1/22/2021 | 4,704 | 12,907 | 17,611 | 597,325 | 292,514 | 889,839 |
| 1/23/2021 | 4,616 | 9,859 | 14,475 | 601,941 | 302,373 | 904,314 |
| 1/24/2021 | 5,909 | 14,939 | 20,848 | 607,850 | 317,312 | 925,162 |
| 1/25/2021 | 6,308 | 13,020 | 19,328 | 614,158 | 330,332 | 944,490 |
| 1/26/2021 | 6,395 | 15,237 | 21,632 | 620,553 | 345,569 | 966,122 |
| 1/27/2021 | 3,937 | 14,881 | 18,818 | 624,490 | 360,450 | 984,940 |
| 1/28/2021 | 6,260 | 11,577 | 17,837 | 630,750 | 372,027 | 1,002,777 |
| 1/29/2021 | 5,849 | 15,300 | 21,149 | 636,599 | 387,327 | 1,023,926 |
| 1/30/2021 | 3,879 | 9,635 | 13,514 | 640,478 | 396,962 | 1,037,440 |
| 1/31/2021 | 6,205 | 14,603 | 20,808 | 646,683 | 411,565 | 1,058,248 |

**Appendix E - Table 1**
**Summary of Frac Tank Recovery Volumes**
**(August 30, 2020 - January 12, 2022)**

Colonial Pipeline Company
2020-L1-SR2448 Incident
Huntersville, North Carolina

| Date | Product Gallons | PCW Gallons | Total Gallons | Product Cumulative | PCW Cumulative | Total Cumulative Gallons |
|---|---|---|---|---|---|---|
| 2/1/2021 | 0 | 0 | 0 | 646,683 | 411,565 | 1,058,248 |
| 2/2/2021 | 3,896 | 6,077 | 9,973 | 650,579 | 417,642 | 1,068,221 |
| 2/3/2021 | 4,906 | 10,649 | 15,555 | 655,485 | 428,291 | 1,083,776 |
| 2/4/2021 | 3,348 | 4,110 | 7,458 | 658,833 | 432,401 | 1,091,234 |
| 2/5/2021 | 4,989 | 10,435 | 15,424 | 663,822 | 442,836 | 1,106,658 |
| 2/6/2021 | 6,214 | 14,186 | 20,400 | 670,036 | 457,022 | 1,127,058 |
| 2/7/2021 | 6,643 | 13,881 | 20,524 | 676,679 | 470,903 | 1,147,582 |
| 2/8/2021 | 6,707 | 13,046 | 19,753 | 683,386 | 483,949 | 1,167,335 |
| 2/9/2021 | 4,791 | 12,869 | 17,660 | 688,177 | 496,818 | 1,184,995 |
| 2/10/2021 | 3,559 | 6,147 | 9,706 | 691,736 | 502,965 | 1,194,701 |
| 2/11/2021 | 5,317 | 5,464 | 10,781 | 697,053 | 508,429 | 1,205,482 |
| 2/12/2021 | 3,247 | 6,544 | 9,791 | 700,300 | 514,973 | 1,215,273 |
| 2/13/2021 | 3,161 | 7,448 | 10,609 | 703,461 | 522,421 | 1,225,882 |
| 2/14/2021 | 3,871 | 6,151 | 10,022 | 707,332 | 528,572 | 1,235,904 |
| 2/15/2021 | 3,631 | 7,754 | 11,385 | 710,963 | 536,326 | 1,247,289 |
| 2/16/2021 | 3,813 | 7,217 | 11,030 | 714,776 | 543,543 | 1,258,319 |
| 2/17/2021 | 3,460 | 7,460 | 10,920 | 718,236 | 551,003 | 1,269,239 |
| 2/18/2021 | 3,775 | 8,302 | 12,077 | 722,011 | 559,305 | 1,281,316 |
| 2/19/2021 | 3,853 | 7,359 | 11,212 | 725,864 | 566,664 | 1,292,528 |
| 2/20/2021 | 3,794 | 6,349 | 10,143 | 729,658 | 573,013 | 1,302,671 |
| 2/21/2021 | 3,812 | 5,709 | 9,521 | 733,470 | 578,722 | 1,312,192 |
| 2/22/2021 | 2,943 | 7,897 | 10,840 | 736,413 | 586,619 | 1,323,032 |
| 2/23/2021 | 3,955 | 5,418 | 9,373 | 740,368 | 592,037 | 1,332,405 |
| 2/24/2021 | 3,773 | 8,124 | 11,897 | 744,141 | 600,161 | 1,344,302 |
| 2/25/2021 | 3,098 | 7,905 | 11,003 | 747,239 | 608,066 | 1,355,305 |
| 2/26/2021 | 3,979 | 8,797 | 12,776 | 751,218 | 616,863 | 1,368,081 |
| 2/27/2021 | 3,307 | 8,430 | 11,737 | 754,525 | 625,293 | 1,379,818 |
| 2/28/2021 | 3,624 | 7,935 | 11,559 | 758,149 | 633,228 | 1,391,377 |
| 3/1/2021 | 3,414 | 9,028 | 12,442 | 761,563 | 642,256 | 1,403,819 |
| 3/2/2021 | 3,348 | 8,627 | 11,975 | 764,911 | 650,883 | 1,415,794 |
| 3/3/2021 | 3,577 | 7,451 | 11,028 | 768,488 | 658,334 | 1,426,822 |

**Appendix E - Table 1**
**Summary of Frac Tank Recovery Volumes**
**(August 30, 2020 - January 12, 2022)**

Colonial Pipeline Company
2020-L1-SR2448 Incident
Huntersville, North Carolina

| Date | Product Gallons | PCW Gallons | Total Gallons | Product Cumulative | PCW Cumulative | Total Cumulative Gallons |
|---|---|---|---|---|---|---|
| 3/4/2021 | 0 | 0 | 0 | 768,488 | 658,334 | 1,426,822 |
| 3/5/2021 | 2,251 | 3,625 | 5,876 | 770,739 | 661,959 | 1,432,698 |
| 3/6/2021 | 2,818 | 7,042 | 9,860 | 773,557 | 669,001 | 1,442,558 |
| 3/7/2021 | 3,613 | 8,959 | 12,572 | 777,170 | 677,960 | 1,455,130 |
| 3/8/2021 | 2,942 | 9,124 | 12,066 | 780,112 | 687,084 | 1,467,196 |
| 3/9/2021 | 3,721 | 8,641 | 12,362 | 783,833 | 695,725 | 1,479,558 |
| 3/10/2021 | 4,287 | 8,309 | 12,596 | 788,120 | 704,034 | 1,492,154 |
| 3/11/2021 | 3,297 | 9,846 | 13,143 | 791,417 | 713,880 | 1,505,297 |
| 3/12/2021 | 2,855 | 9,044 | 11,899 | 794,272 | 722,924 | 1,517,196 |
| 3/13/2021 | 4,033 | 10,346 | 14,379 | 798,305 | 733,270 | 1,531,575 |
| 3/14/2021 | 4,790 | 10,219 | 15,009 | 803,095 | 743,489 | 1,546,584 |
| 3/15/2021 | 7,232 | 17,365 | 24,597 | 810,327 | 760,854 | 1,571,181 |
| 3/16/2021 | 6,558 | 14,733 | 21,291 | 816,885 | 775,587 | 1,592,472 |
| 3/17/2021 | 6,760 | 16,088 | 22,848 | 823,645 | 791,675 | 1,615,320 |
| 3/18/2021 | 7,129 | 15,072 | 22,201 | 830,774 | 806,747 | 1,637,521 |
| 3/19/2021 | 5,736 | 14,908 | 20,644 | 836,510 | 821,655 | 1,658,165 |
| 3/20/2021 | 6,113 | 13,590 | 19,703 | 842,623 | 835,245 | 1,677,868 |
| 3/21/2021 | 6,283 | 14,210 | 20,493 | 848,906 | 849,455 | 1,698,361 |
| 3/22/2021 | 5,172 | 11,773 | 16,945 | 854,078 | 861,228 | 1,715,306 |
| 3/23/2021 | 3,508 | 11,082 | 14,590 | 857,586 | 872,310 | 1,729,896 |
| 3/24/2021 | 4,670 | 11,337 | 16,007 | 862,256 | 883,647 | 1,745,903 |
| 3/25/2021 | 4,770 | 12,596 | 17,366 | 867,026 | 896,243 | 1,763,269 |
| 3/26/2021 | 6,056 | 13,540 | 19,596 | 873,082 | 909,783 | 1,782,865 |
| 3/27/2021 | 4,955 | 12,006 | 16,961 | 878,037 | 921,789 | 1,799,826 |
| 3/28/2021 | 4,082 | 12,468 | 16,550 | 882,119 | 934,257 | 1,816,376 |
| 3/29/2021 | 5,080 | 13,354 | 18,434 | 887,199 | 947,611 | 1,834,810 |
| 3/30/2021 | 4,159 | 12,113 | 16,272 | 891,358 | 959,724 | 1,851,082 |
| 3/31/2021 | 4,520 | 12,677 | 17,197 | 895,878 | 972,401 | 1,868,279 |
| 4/1/2021 | 0 | 0 | 0 | 895,878 | 972,401 | 1,868,279 |
| 4/2/2021 | 3,297 | 7,305 | 10,602 | 899,175 | 979,706 | 1,878,881 |
| 4/3/2021 | 4,096 | 12,765 | 16,861 | 903,271 | 992,471 | 1,895,742 |

**Appendix E - Table 1**
**Summary of Frac Tank Recovery Volumes**
**(August 30, 2020 - January 12, 2022)**

Colonial Pipeline Company
2020-L1-SR2448 Incident
Huntersville, North Carolina

| Date | Product Gallons | PCW Gallons | Total Gallons | Product Cumulative | PCW Cumulative | Total Cumulative Gallons |
|---|---|---|---|---|---|---|
| 4/4/2021 | 3,866 | 12,574 | 16,440 | 907,137 | 1,005,045 | 1,912,182 |
| 4/5/2021 | 3,772 | 13,203 | 16,975 | 910,909 | 1,018,248 | 1,929,157 |
| 4/6/2021 | 4,310 | 11,503 | 15,813 | 915,219 | 1,029,751 | 1,944,970 |
| 4/7/2021 | 3,559 | 12,322 | 15,881 | 918,778 | 1,042,073 | 1,960,851 |
| 4/8/2021 | 3,384 | 12,510 | 15,894 | 922,162 | 1,054,583 | 1,976,745 |
| 4/9/2021 | 3,436 | 13,669 | 17,105 | 925,598 | 1,068,252 | 1,993,850 |
| 4/10/2021 | 3,300 | 13,500 | 16,800 | 928,898 | 1,081,752 | 2,010,650 |
| 4/11/2021 | 3,322 | 14,211 | 17,533 | 932,220 | 1,095,963 | 2,028,183 |
| 4/12/2021 | 3,338 | 13,947 | 17,285 | 935,558 | 1,109,910 | 2,045,468 |
| 4/13/2021 | 3,307 | 12,839 | 16,146 | 938,865 | 1,122,749 | 2,061,614 |
| 4/14/2021 | 1,940 | 8,403 | 10,343 | 940,805 | 1,131,152 | 2,071,957 |
| 4/15/2021 | 3,595 | 15,275 | 18,870 | 944,400 | 1,146,427 | 2,090,827 |
| 4/16/2021 | 3,762 | 15,452 | 19,214 | 948,162 | 1,161,879 | 2,110,041 |
| 4/17/2021 | 3,236 | 16,485 | 19,721 | 951,398 | 1,178,364 | 2,129,762 |
| 4/18/2021 | 3,232 | 16,487 | 19,719 | 954,630 | 1,194,851 | 2,149,481 |
| 4/19/2021 | 2,987 | 15,621 | 18,608 | 957,617 | 1,210,472 | 2,168,089 |
| 4/20/2021 | 4,025 | 17,262 | 21,287 | 961,642 | 1,227,734 | 2,189,376 |
| 4/21/2021 | 3,092 | 16,313 | 19,405 | 964,734 | 1,244,047 | 2,208,781 |
| 4/22/2021 | 3,719 | 17,098 | 20,817 | 968,453 | 1,261,145 | 2,229,598 |
| 4/23/2021 | 2,715 | 15,327 | 18,042 | 971,168 | 1,276,472 | 2,247,640 |
| 4/24/2021 | 3,549 | 17,390 | 20,939 | 974,717 | 1,293,862 | 2,268,579 |
| 4/25/2021 | 3,878 | 18,248 | 22,126 | 978,595 | 1,312,110 | 2,290,705 |
| 4/26/2021 | 2,778 | 17,069 | 19,847 | 981,373 | 1,329,179 | 2,310,552 |
| 4/27/2021 | 3,335 | 18,491 | 21,826 | 984,708 | 1,347,670 | 2,332,378 |
| 4/28/2021 | 3,014 | 19,271 | 22,285 | 987,722 | 1,366,941 | 2,354,663 |
| 4/29/2021 | 0 | 0 | 0 | 987,722 | 1,366,941 | 2,354,663 |
| 4/30/2021 | 0 | 0 | 0 | 987,722 | 1,366,941 | 2,354,663 |
| 5/1/2021 | 1,934 | 11,987 | 13,921 | 989,656 | 1,378,928 | 2,368,584 |
| 5/2/2021 | 1,980 | 15,134 | 17,114 | 991,636 | 1,394,062 | 2,385,698 |
| 5/3/2021 | 2,325 | 16,008 | 18,333 | 993,961 | 1,410,070 | 2,404,031 |
| 5/4/2021 | 2,425 | 15,066 | 17,491 | 996,386 | 1,425,136 | 2,421,522 |

**Appendix E - Table 1**
**Summary of Frac Tank Recovery Volumes**
**(August 30, 2020 - January 12, 2022)**

Colonial Pipeline Company
2020-L1-SR2448 Incident
Huntersville, North Carolina

| Date | Product Gallons | PCW Gallons | Total Gallons | Product Cumulative | PCW Cumulative | Total Cumulative Gallons |
|---|---|---|---|---|---|---|
| 5/5/2021 | 3,085 | 19,032 | 22,117 | 999,471 | 1,444,168 | 2,443,639 |
| 5/6/2021 | 2,345 | 15,059 | 17,404 | 1,001,816 | 1,459,227 | 2,461,043 |
| 5/7/2021 | 2,403 | 17,152 | 19,555 | 1,004,219 | 1,476,379 | 2,480,598 |
| 5/8/2021 | 2,890 | 19,248 | 22,138 | 1,007,109 | 1,495,627 | 2,502,736 |
| 5/9/2021 | 2,890 | 18,515 | 21,405 | 1,009,999 | 1,514,142 | 2,524,141 |
| 5/10/2021 | 2,037 | 18,575 | 20,612 | 1,012,036 | 1,532,717 | 2,544,753 |
| 5/11/2021 | 2,721 | 13,510 | 16,231 | 1,014,757 | 1,546,227 | 2,560,984 |
| 5/12/2021 | 2,438 | 16,482 | 18,920 | 1,017,195 | 1,562,709 | 2,579,904 |
| 5/13/2021 | 908 | 7,940 | 8,848 | 1,018,103 | 1,570,649 | 2,588,752 |
| 5/14/2021 | 1,240 | 8,716 | 9,956 | 1,019,343 | 1,579,365 | 2,598,708 |
| 5/15/2021 | 1,565 | 4,952 | 6,517 | 1,020,908 | 1,584,317 | 2,605,225 |
| 5/16/2021 | 3,158 | 21,313 | 24,471 | 1,024,066 | 1,605,630 | 2,629,696 |
| 5/17/2021 | 2,897 | 21,701 | 24,598 | 1,026,963 | 1,627,331 | 2,654,294 |
| 5/18/2021 | 2,249 | 18,859 | 21,108 | 1,029,212 | 1,646,190 | 2,675,402 |
| 5/19/2021 | 3,431 | 20,745 | 24,176 | 1,032,643 | 1,666,935 | 2,699,578 |
| 5/20/2021 | 2,684 | 22,475 | 25,159 | 1,035,327 | 1,689,410 | 2,724,737 |
| 5/21/2021 | 2,885 | 21,254 | 24,139 | 1,038,212 | 1,710,664 | 2,748,876 |
| 5/22/2021 | 1,980 | 18,580 | 20,560 | 1,040,192 | 1,729,244 | 2,769,436 |
| 5/23/2021 | 2,277 | 20,540 | 22,817 | 1,042,469 | 1,749,784 | 2,792,253 |
| 5/24/2021 | 2,213 | 21,616 | 23,829 | 1,044,682 | 1,771,400 | 2,816,082 |
| 5/25/2021 | 2,368 | 18,900 | 21,268 | 1,047,050 | 1,790,300 | 2,837,350 |
| 5/26/2021 | 0 | 0 | 0 | 1,047,050 | 1,790,300 | 2,837,350 |
| 5/27/2021 | 482 | 3,891 | 4,373 | 1,047,532 | 1,794,191 | 2,841,723 |
| 5/28/2021 | 1,964 | 18,596 | 20,560 | 1,049,496 | 1,812,787 | 2,862,283 |
| 5/29/2021 | 1,518 | 19,965 | 21,483 | 1,051,014 | 1,832,752 | 2,883,766 |
| 5/30/2021 | 2,471 | 16,467 | 18,938 | 1,053,485 | 1,849,219 | 2,902,704 |
| 5/31/2021 | 2,108 | 19,616 | 21,724 | 1,055,593 | 1,868,835 | 2,924,428 |
| 6/1/2021 | 1,604 | 15,429 | 17,033 | 1,057,197 | 1,884,264 | 2,941,461 |
| 6/2/2021 | 1,930 | 19,758 | 21,688 | 1,059,127 | 1,904,022 | 2,963,149 |
| 6/3/2021 | 2,027 | 18,300 | 20,327 | 1,061,154 | 1,922,322 | 2,983,476 |
| 6/4/2021 | 1,819 | 18,832 | 20,651 | 1,062,973 | 1,941,154 | 3,004,127 |

**Appendix E - Table 1**
**Summary of Frac Tank Recovery Volumes**
**(August 30, 2020 - January 12, 2022)**

Colonial Pipeline Company
2020-L1-SR2448 Incident
Huntersville, North Carolina

| Date | Product Gallons | PCW Gallons | Total Gallons | Product Cumulative | PCW Cumulative | Total Cumulative Gallons |
|---|---|---|---|---|---|---|
| 6/5/2021 | 1,882 | 19,595 | 21,477 | 1,064,855 | 1,960,749 | 3,025,604 |
| 6/6/2021 | 1,907 | 18,302 | 20,209 | 1,066,762 | 1,979,051 | 3,045,813 |
| 6/7/2021 | 1,617 | 19,257 | 20,874 | 1,068,379 | 1,998,308 | 3,066,687 |
| 6/8/2021 | 2,462 | 19,951 | 22,413 | 1,070,841 | 2,018,259 | 3,089,100 |
| 6/9/2021 | 0 | 0 | 0 | 1,070,841 | 2,018,259 | 3,089,100 |
| 6/10/2021 | 1,674 | 15,874 | 17,548 | 1,072,515 | 2,034,133 | 3,106,648 |
| 6/11/2021 | 1,711 | 18,952 | 20,663 | 1,074,226 | 2,053,085 | 3,127,311 |
| 6/12/2021 | 1,334 | 17,006 | 18,340 | 1,075,560 | 2,070,091 | 3,145,651 |
| 6/13/2021 | 1,229 | 16,245 | 17,474 | 1,076,789 | 2,086,336 | 3,163,125 |
| 6/14/2021 | 1,161 | 15,516 | 16,677 | 1,077,950 | 2,101,852 | 3,179,802 |
| 6/15/2021 | 1,274 | 14,650 | 15,924 | 1,079,224 | 2,116,502 | 3,195,726 |
| 6/16/2021 | 1,669 | 15,828 | 17,497 | 1,080,893 | 2,132,330 | 3,213,223 |
| 6/17/2021 | 2,101 | 20,983 | 23,084 | 1,082,994 | 2,153,313 | 3,236,307 |
| 6/18/2021 | 1,491 | 17,969 | 19,460 | 1,084,485 | 2,171,282 | 3,255,767 |
| 6/19/2021 | 1,648 | 17,994 | 19,642 | 1,086,133 | 2,189,276 | 3,275,409 |
| 6/20/2021 | 897 | 9,572 | 10,469 | 1,087,030 | 2,198,848 | 3,285,878 |
| 6/21/2021 | 1,107 | 13,566 | 14,673 | 1,088,137 | 2,212,414 | 3,300,551 |
| 6/22/2021 | 1,383 | 22,079 | 23,462 | 1,089,520 | 2,234,493 | 3,324,013 |
| 6/23/2021 | 1,153 | 23,023 | 24,176 | 1,090,673 | 2,257,516 | 3,348,189 |
| 6/24/2021 | 1,349 | 22,068 | 23,417 | 1,092,022 | 2,279,584 | 3,371,606 |
| 6/25/2021 | 1,051 | 21,023 | 22,074 | 1,093,073 | 2,300,607 | 3,393,680 |
| 6/26/2021 | 1,165 | 20,307 | 21,472 | 1,094,238 | 2,320,914 | 3,415,152 |
| 6/27/2021 | 1,644 | 20,119 | 21,763 | 1,095,882 | 2,341,033 | 3,436,915 |
| 6/28/2021 | 1,449 | 20,753 | 22,202 | 1,097,331 | 2,361,786 | 3,459,117 |
| 6/29/2021 | 1,763 | 20,059 | 21,822 | 1,099,094 | 2,381,845 | 3,480,939 |
| 6/30/2021 | 1,353 | 19,890 | 21,243 | 1,100,447 | 2,401,735 | 3,502,182 |
| 7/1/2021 | 0 | 336 | 336 | 1,100,447 | 2,402,071 | 3,502,518 |
| 7/2/2021 | 525 | 10,911 | 11,436 | 1,100,972 | 2,412,982 | 3,513,954 |
| 7/3/2021 | 968 | 14,632 | 15,600 | 1,101,940 | 2,427,614 | 3,529,554 |
| 7/4/2021 | 1,466 | 18,711 | 20,177 | 1,103,406 | 2,446,325 | 3,549,731 |
| 7/5/2021 | 1,098 | 17,365 | 18,463 | 1,104,504 | 2,463,690 | 3,568,194 |

**Appendix E - Table 1**
**Summary of Frac Tank Recovery Volumes**
**(August 30, 2020 - January 12, 2022)**

Colonial Pipeline Company
2020-L1-SR2448 Incident
Huntersville, North Carolina

| Date | Product Gallons | PCW Gallons | Total Gallons | Product Cumulative | PCW Cumulative | Total Cumulative Gallons |
|---|---|---|---|---|---|---|
| 7/6/2021 | 1,391 | 20,054 | 21,445 | 1,105,895 | 2,483,744 | 3,589,639 |
| 7/7/2021 | 1,275 | 18,462 | 19,737 | 1,107,170 | 2,502,206 | 3,609,376 |
| 7/8/2021 | 1,316 | 18,857 | 20,173 | 1,108,486 | 2,521,063 | 3,629,549 |
| 7/9/2021 | 1,246 | 18,726 | 19,972 | 1,109,732 | 2,539,789 | 3,649,521 |
| 7/10/2021 | 1,448 | 17,540 | 18,988 | 1,111,180 | 2,557,329 | 3,668,509 |
| 7/11/2021 | 1,118 | 16,685 | 17,803 | 1,112,298 | 2,574,014 | 3,686,312 |
| 7/12/2021 | 1,284 | 18,308 | 19,592 | 1,113,582 | 2,592,322 | 3,705,904 |
| 7/13/2021 | 1,245 | 17,383 | 18,628 | 1,114,827 | 2,609,705 | 3,724,532 |
| 7/14/2021 | 110 | 504 | 614 | 1,114,937 | 2,610,209 | 3,725,146 |
| 7/15/2021 | 371 | 8,742 | 9,113 | 1,115,308 | 2,618,951 | 3,734,259 |
| 7/16/2021 | 1,326 | 25,848 | 27,174 | 1,116,634 | 2,644,799 | 3,761,433 |
| 7/17/2021 | 1,183 | 25,257 | 26,440 | 1,117,817 | 2,670,056 | 3,787,873 |
| 7/18/2021 | 1,247 | 23,923 | 25,170 | 1,119,064 | 2,693,979 | 3,813,043 |
| 7/19/2021 | 1,012 | 22,301 | 23,314 | 1,120,076 | 2,716,280 | 3,836,357 |
| 7/20/2021 | 964 | 19,217 | 20,181 | 1,121,040 | 2,735,498 | 3,856,538 |
| 7/21/2021 | 1,465 | 26,427 | 27,892 | 1,122,506 | 2,761,925 | 3,884,430 |
| 7/22/2021 | 1,253 | 25,185 | 26,439 | 1,123,759 | 2,787,110 | 3,910,869 |
| 7/23/2021 | 1,418 | 23,750 | 25,168 | 1,125,177 | 2,810,860 | 3,936,036 |
| 7/24/2021 | 1,092 | 23,027 | 24,118 | 1,126,268 | 2,833,887 | 3,960,155 |
| 7/25/2021 | 1,184 | 22,526 | 23,710 | 1,127,452 | 2,856,413 | 3,983,865 |
| 7/26/2021 | 1,212 | 22,037 | 23,249 | 1,128,664 | 2,878,450 | 4,007,114 |
| 7/27/2021 | 20 | 788 | 808 | 1,128,684 | 2,879,237 | 4,007,921 |
| 7/28/2021 | 65 | 4,118 | 4,183 | 1,128,749 | 2,883,355 | 4,012,104 |
| 7/29/2021 | 1,862 | 25,184 | 27,046 | 1,130,611 | 2,908,538 | 4,039,150 |
| 7/30/2021 | 1,222 | 26,771 | 27,993 | 1,131,833 | 2,935,309 | 4,067,142 |
| 7/31/2021 | 1,111 | 26,217 | 27,328 | 1,132,944 | 2,961,526 | 4,094,470 |
| 8/1/2021 | 1,004 | 25,616 | 26,620 | 1,133,948 | 2,987,142 | 4,121,090 |
| 8/2/2021 | 1,175 | 25,527 | 26,701 | 1,135,123 | 3,012,668 | 4,147,792 |
| 8/3/2021 | 949 | 24,461 | 25,410 | 1,136,072 | 3,037,129 | 4,173,201 |
| 8/4/2021 | 979 | 23,499 | 24,478 | 1,137,052 | 3,060,628 | 4,197,679 |
| 8/5/2021 | 1,049 | 23,899 | 24,948 | 1,138,101 | 3,084,527 | 4,222,627 |

**Appendix E - Table 1**
**Summary of Frac Tank Recovery Volumes**
**(August 30, 2020 - January 12, 2022)**

Colonial Pipeline Company
2020-L1-SR2448 Incident
Huntersville, North Carolina

| Date | Product Gallons | PCW Gallons | Total Gallons | Product Cumulative | PCW Cumulative | Total Cumulative Gallons |
|---|---|---|---|---|---|---|
| 8/6/2021 | 1,034 | 22,522 | 23,555 | 1,139,134 | 3,107,048 | 4,246,183 |
| 8/7/2021 | 1,015 | 21,617 | 22,632 | 1,140,149 | 3,128,665 | 4,268,814 |
| 8/8/2021 | 1,130 | 22,726 | 23,856 | 1,141,279 | 3,151,392 | 4,292,670 |
| 8/9/2021 | 932 | 19,353 | 20,284 | 1,142,210 | 3,170,744 | 4,312,955 |
| 8/10/2021 | 101 | 4,399 | 4,500 | 1,142,312 | 3,175,143 | 4,317,455 |
| 8/11/2021 | 1,493 | 12,271 | 13,764 | 1,143,805 | 3,187,414 | 4,331,219 |
| 8/12/2021 | 844 | 18,047 | 18,891 | 1,144,649 | 3,205,461 | 4,350,110 |
| 8/13/2021 | 1,098 | 20,800 | 21,897 | 1,145,746 | 3,226,261 | 4,372,007 |
| 8/14/2021 | 991 | 20,908 | 21,899 | 1,146,737 | 3,247,169 | 4,393,906 |
| 8/15/2021 | 997 | 22,266 | 23,263 | 1,147,734 | 3,269,435 | 4,417,169 |
| 8/16/2021 | 1,049 | 22,549 | 23,598 | 1,148,783 | 3,291,984 | 4,440,766 |
| 8/17/2021 | 979 | 19,364 | 20,343 | 1,149,762 | 3,311,348 | 4,461,110 |
| 8/18/2021 | 1,092 | 21,936 | 23,028 | 1,150,854 | 3,333,284 | 4,484,138 |
| 8/19/2021 | 1,112 | 21,998 | 23,109 | 1,151,965 | 3,355,282 | 4,507,247 |
| 8/20/2021 | 1,176 | 22,298 | 23,474 | 1,153,141 | 3,377,580 | 4,530,721 |
| 8/21/2021 | 1,050 | 24,893 | 25,943 | 1,154,190 | 3,402,473 | 4,556,664 |
| 8/22/2021 | 950 | 26,035 | 26,985 | 1,155,140 | 3,428,508 | 4,583,648 |
| 8/23/2021 | 1,010 | 24,481 | 25,491 | 1,156,150 | 3,452,989 | 4,609,139 |
| 8/24/2021 | 980 | 24,995 | 25,975 | 1,157,130 | 3,477,984 | 4,635,114 |
| 8/25/2021 | 966 | 24,163 | 25,129 | 1,158,096 | 3,502,148 | 4,660,244 |
| 8/26/2021 | 40 | 383 | 424 | 1,158,136 | 3,502,531 | 4,660,667 |
| 8/27/2021 | 912 | 21,893 | 22,806 | 1,159,049 | 3,524,424 | 4,683,473 |
| 8/28/2021 | 1,400 | 29,479 | 30,879 | 1,160,449 | 3,553,904 | 4,714,352 |
| 8/29/2021 | 1,175 | 27,564 | 28,739 | 1,161,624 | 3,581,467 | 4,743,091 |
| 8/30/2021 | 1,213 | 27,447 | 28,660 | 1,162,837 | 3,608,914 | 4,771,751 |
| 8/31/2021 | 1,393 | 26,096 | 27,490 | 1,164,230 | 3,635,011 | 4,799,241 |
| 9/1/2021 | 1,311 | 25,610 | 26,921 | 1,165,541 | 3,660,621 | 4,826,162 |
| 9/2/2021 | 1,326 | 22,712 | 24,038 | 1,166,867 | 3,683,334 | 4,850,201 |
| 9/3/2021 | 1,108 | 24,340 | 25,448 | 1,167,975 | 3,707,673 | 4,875,649 |
| 9/4/2021 | 1,146 | 24,910 | 26,056 | 1,169,121 | 3,732,584 | 4,901,704 |
| 9/5/2021 | 1,265 | 25,060 | 26,325 | 1,170,385 | 3,757,644 | 4,928,029 |

**Appendix E - Table 1**
**Summary of Frac Tank Recovery Volumes**
**(August 30, 2020 - January 12, 2022)**

Colonial Pipeline Company
2020-L1-SR2448 Incident
Huntersville, North Carolina

| Date | Product Gallons | PCW Gallons | Total Gallons | Product Cumulative | PCW Cumulative | Total Cumulative Gallons |
|---|---|---|---|---|---|---|
| 9/6/2021 | 1,693 | 24,082 | 25,775 | 1,172,078 | 3,781,725 | 4,953,804 |
| 9/7/2021 | 1,233 | 24,135 | 25,368 | 1,173,312 | 3,805,860 | 4,979,172 |
| 9/8/2021 | 1,212 | 23,502 | 24,714 | 1,174,524 | 3,829,362 | 5,003,885 |
| 9/9/2021 | 1,030 | 23,944 | 24,974 | 1,175,553 | 3,853,306 | 5,028,860 |
| 9/10/2021 | 1,093 | 22,472 | 23,565 | 1,176,647 | 3,875,778 | 5,052,424 |
| 9/11/2021 | 910 | 21,229 | 22,139 | 1,177,557 | 3,897,007 | 5,074,564 |
| 9/12/2021 | 1,329 | 23,200 | 24,528 | 1,178,885 | 3,920,206 | 5,099,092 |
| 9/13/2021 | 943 | 23,955 | 24,897 | 1,179,828 | 3,944,161 | 5,123,989 |
| 9/14/2021 | 2,203 | 25,634 | 27,837 | 1,182,031 | 3,969,795 | 5,151,826 |
| 9/15/2021 | 1,295 | 23,531 | 24,826 | 1,183,326 | 3,993,326 | 5,176,652 |
| 9/16/2021 | 72 | 433 | 505 | 1,183,398 | 3,993,759 | 5,177,157 |
| 9/17/2021 | 1,179 | 17,328 | 18,507 | 1,184,577 | 4,011,087 | 5,195,664 |
| 9/18/2021 | 1,418 | 26,717 | 28,135 | 1,185,994 | 4,037,805 | 5,223,799 |
| 9/19/2021 | 1,484 | 27,496 | 28,981 | 1,187,479 | 4,065,301 | 5,252,780 |
| 9/20/2021 | 1,494 | 26,448 | 27,942 | 1,188,973 | 4,091,749 | 5,280,721 |
| 9/21/2021 | 1,313 | 25,731 | 27,045 | 1,190,286 | 4,117,480 | 5,307,766 |
| 9/22/2021 | 1,460 | 24,975 | 26,434 | 1,191,745 | 4,142,455 | 5,334,200 |
| 9/23/2021 | 81 | 868 | 949 | 1,191,826 | 4,143,322 | 5,335,149 |
| 9/24/2021 | 1,132 | 22,120 | 23,252 | 1,192,958 | 4,165,442 | 5,358,400 |
| 9/25/2021 | 1,592 | 27,646 | 29,238 | 1,194,550 | 4,193,088 | 5,387,638 |
| 9/26/2021 | 1,362 | 27,285 | 28,648 | 1,195,912 | 4,220,374 | 5,416,286 |
| 9/27/2021 | 1,414 | 27,306 | 28,720 | 1,197,326 | 4,247,680 | 5,445,006 |
| 9/28/2021 | 1,252 | 24,784 | 26,036 | 1,198,578 | 4,272,464 | 5,471,042 |
| 9/29/2021 | 1,202 | 26,448 | 27,650 | 1,199,780 | 4,298,912 | 5,498,692 |
| 9/30/2021 | 1,224 | 24,065 | 25,289 | 1,201,004 | 4,322,977 | 5,523,981 |
| 10/1/2021 | 1,160 | 25,396 | 26,556 | 1,202,164 | 4,348,373 | 5,550,537 |
| 10/2/2021 | 1,203 | 22,726 | 23,929 | 1,203,366 | 4,371,099 | 5,574,466 |
| 10/3/2021 | 1,265 | 25,804 | 27,069 | 1,204,631 | 4,396,904 | 5,601,535 |
| 10/4/2021 | 1,272 | 25,915 | 27,187 | 1,205,904 | 4,422,818 | 5,628,722 |
| 10/5/2021 | 911 | 23,392 | 24,302 | 1,206,814 | 4,446,210 | 5,653,025 |
| 10/6/2021 | 1,130 | 24,864 | 25,994 | 1,207,945 | 4,471,074 | 5,679,019 |

**Appendix E - Table 1**
**Summary of Frac Tank Recovery Volumes**
**(August 30, 2020 - January 12, 2022)**

Colonial Pipeline Company
2020-L1-SR2448 Incident
Huntersville, North Carolina

| Date | Product Gallons | PCW Gallons | Total Gallons | Product Cumulative | PCW Cumulative | Total Cumulative Gallons |
|---|---|---|---|---|---|---|
| 10/7/2021 | 1,293 | 24,075 | 25,368 | 1,209,238 | 4,495,149 | 5,704,387 |
| 10/8/2021 | 1,052 | 23,653 | 24,705 | 1,210,290 | 4,518,802 | 5,729,092 |
| 10/9/2021 | 910 | 22,682 | 23,592 | 1,211,200 | 4,541,484 | 5,752,684 |
| 10/10/2021 | 1,011 | 23,328 | 24,339 | 1,212,211 | 4,564,812 | 5,777,023 |
| 10/11/2021 | 1,060 | 23,158 | 24,218 | 1,213,271 | 4,587,970 | 5,801,241 |
| 10/12/2021 | 728 | 18,387 | 19,115 | 1,213,999 | 4,606,357 | 5,820,356 |
| 10/13/2021 | 950 | 22,724 | 23,674 | 1,214,949 | 4,629,081 | 5,844,030 |
| 10/14/2021 | 1,134 | 20,803 | 21,937 | 1,216,084 | 4,649,884 | 5,865,968 |
| 10/15/2021 | 1,456 | 20,504 | 21,961 | 1,217,540 | 4,670,388 | 5,887,928 |
| 10/16/2021 | 1,393 | 20,889 | 22,282 | 1,218,933 | 4,691,278 | 5,910,210 |
| 10/17/2021 | 1,288 | 21,765 | 23,053 | 1,220,220 | 4,713,043 | 5,933,263 |
| 10/18/2021 | 1,236 | 18,699 | 19,935 | 1,221,456 | 4,731,742 | 5,953,198 |
| 10/19/2021 | 1,351 | 21,740 | 23,090 | 1,222,807 | 4,753,481 | 5,976,288 |
| 10/20/2021 | 1,289 | 21,173 | 22,462 | 1,224,096 | 4,774,655 | 5,998,751 |
| 10/21/2021 | 1,206 | 19,945 | 21,152 | 1,225,302 | 4,794,600 | 6,019,902 |
| 10/22/2021 | 1,403 | 19,509 | 20,911 | 1,226,705 | 4,814,109 | 6,040,814 |
| 10/23/2021 | 1,036 | 17,935 | 18,971 | 1,227,741 | 4,832,043 | 6,059,784 |
| 10/24/2021 | 1,045 | 20,856 | 21,901 | 1,228,786 | 4,852,899 | 6,081,685 |
| 10/25/2021 | 1,160 | 20,738 | 21,898 | 1,229,947 | 4,873,637 | 6,103,584 |
| 10/26/2021 | 1,122 | 20,294 | 21,416 | 1,231,069 | 4,893,931 | 6,125,000 |
| 10/27/2021 | 40 | 766 | 806 | 1,231,109 | 4,894,697 | 6,125,806 |
| 10/28/2021 | 0 | 2,483 | 2,483 | 1,231,109 | 4,897,180 | 6,128,289 |
| 10/29/2021 | 1,518 | 26,085 | 27,603 | 1,232,627 | 4,923,265 | 6,155,892 |
| 10/30/2021 | 1,374 | 24,722 | 26,096 | 1,234,001 | 4,947,987 | 6,181,988 |
| 10/31/2021 | 1,273 | 25,167 | 26,440 | 1,235,274 | 4,973,154 | 6,208,428 |
| 11/1/2021 | 924 | 16,326 | 17,251 | 1,236,199 | 4,989,480 | 6,225,678 |
| 11/2/2021 | 1,134 | 23,409 | 24,543 | 1,237,333 | 5,012,888 | 6,250,221 |
| 11/3/2021 | 62 | 4,464 | 4,526 | 1,237,395 | 5,017,352 | 6,254,747 |
| 11/4/2021 | 2,896 | 24,895 | 27,791 | 1,240,291 | 5,042,247 | 6,282,538 |
| 11/5/2021 | 2,242 | 30,272 | 32,515 | 1,242,533 | 5,072,519 | 6,315,052 |
| 11/6/2021 | 1,932 | 28,323 | 30,256 | 1,244,466 | 5,100,842 | 6,345,308 |

**Appendix E - Table 1**
**Summary of Frac Tank Recovery Volumes**
**(August 30, 2020 - January 12, 2022)**

Colonial Pipeline Company
2020-L1-SR2448 Incident
Huntersville, North Carolina

| Date | Product Gallons | PCW Gallons | Total Gallons | Product Cumulative | PCW Cumulative | Total Cumulative Gallons |
|---|---|---|---|---|---|---|
| 11/7/2021 | 1,738 | 29,504 | 31,242 | 1,246,204 | 5,130,346 | 6,376,550 |
| 11/8/2021 | 1,396 | 26,863 | 28,260 | 1,247,601 | 5,157,209 | 6,404,810 |
| 11/9/2021 | 1,662 | 28,047 | 29,709 | 1,249,263 | 5,185,256 | 6,434,519 |
| 11/10/2021 | 0 | 0 | 0 | 1,249,263 | 5,185,256 | 6,434,519 |
| 11/11/2021 | 1,577 | 25,073 | 26,649 | 1,250,839 | 5,210,329 | 6,461,168 |
| 11/12/2021 | 1,319 | 31,928 | 33,246 | 1,252,158 | 5,242,257 | 6,494,415 |
| 11/13/2021 | 1,103 | 29,067 | 30,170 | 1,253,261 | 5,271,324 | 6,524,585 |
| 11/14/2021 | 975 | 29,790 | 30,765 | 1,254,237 | 5,301,114 | 6,555,350 |
| 11/15/2021 | 1,232 | 26,586 | 27,818 | 1,255,469 | 5,327,700 | 6,583,169 |
| 11/16/2021 | 1,172 | 28,395 | 29,567 | 1,256,641 | 5,356,095 | 6,612,736 |
| 11/17/2021 | 1,092 | 27,388 | 28,480 | 1,257,733 | 5,383,483 | 6,641,216 |
| 11/18/2021 | 950 | 27,489 | 28,439 | 1,258,683 | 5,410,972 | 6,669,655 |
| 11/19/2021 | 1,056 | 26,802 | 27,858 | 1,259,739 | 5,437,774 | 6,697,513 |
| 11/20/2021 | 877 | 20,742 | 21,619 | 1,260,616 | 5,458,516 | 6,719,132 |
| 11/21/2021 | 608 | 27,669 | 28,277 | 1,261,224 | 5,486,185 | 6,747,409 |
| 11/22/2021 | 928 | 26,438 | 27,366 | 1,262,152 | 5,512,623 | 6,774,775 |
| 11/23/2021 | 788 | 27,680 | 28,468 | 1,262,940 | 5,540,303 | 6,803,243 |
| 11/24/2021 | 908 | 25,853 | 26,761 | 1,263,848 | 5,566,156 | 6,830,004 |
| 11/25/2021 | 746 | 26,153 | 26,899 | 1,264,594 | 5,592,309 | 6,856,903 |
| 11/26/2021 | 868 | 28,013 | 28,881 | 1,265,462 | 5,620,322 | 6,885,784 |
| 11/27/2021 | 945 | 26,160 | 27,105 | 1,266,407 | 5,646,482 | 6,912,889 |
| 11/28/2021 | 736 | 27,430 | 28,166 | 1,267,143 | 5,673,912 | 6,941,055 |
| 11/29/2021 | 767 | 28,014 | 28,781 | 1,267,910 | 5,701,926 | 6,969,836 |
| 11/30/2021 | 0 | 0 | 0 | 1,267,910 | 5,701,926 | 6,969,836 |
| 12/1/2021 | 752 | 14,930 | 15,682 | 1,268,662 | 5,716,856 | 6,985,518 |
| 12/2/2021 | 828 | 28,334 | 29,162 | 1,269,490 | 5,745,190 | 7,014,680 |
| 12/3/2021 | 1,128 | 28,724 | 29,852 | 1,270,618 | 5,773,914 | 7,044,532 |
| 12/4/2021 | 729 | 25,084 | 25,813 | 1,271,347 | 5,798,998 | 7,070,345 |
| 12/5/2021 | 667 | 29,990 | 30,657 | 1,272,014 | 5,828,988 | 7,101,002 |
| 12/6/2021 | 748 | 23,431 | 24,179 | 1,272,762 | 5,852,419 | 7,125,181 |
| 12/7/2021 | 697 | 23,188 | 23,885 | 1,273,459 | 5,875,607 | 7,149,066 |

**Appendix E - Table 1**
**Summary of Frac Tank Recovery Volumes**
**(August 30, 2020 - January 12, 2022)**

Colonial Pipeline Company
2020-L1-SR2448 Incident
Huntersville, North Carolina

| Date | Product Gallons | PCW Gallons | Total Gallons | Product Cumulative | PCW Cumulative | Total Cumulative Gallons |
|---|---|---|---|---|---|---|
| 12/8/2021 | 726 | 23,714 | 24,440 | 1,274,185 | 5,899,321 | 7,173,506 |
| 12/9/2021 | 880 | 22,037 | 22,917 | 1,275,065 | 5,921,358 | 7,196,423 |
| 12/10/2021 | 646 | 23,171 | 23,817 | 1,275,711 | 5,944,529 | 7,220,240 |
| 12/11/2021 | 547 | 23,370 | 23,917 | 1,276,258 | 5,967,899 | 7,244,157 |
| 12/12/2021 | 510 | 22,337 | 22,847 | 1,276,768 | 5,990,236 | 7,267,004 |
| 12/13/2021 | 742 | 22,184 | 22,926 | 1,277,510 | 6,012,420 | 7,289,930 |
| 12/14/2021 | 796 | 24,784 | 25,580 | 1,278,306 | 6,037,204 | 7,315,510 |
| 12/15/2021 | 782 | 24,830 | 25,612 | 1,279,088 | 6,062,034 | 7,341,122 |
| 12/16/2021 | 817 | 21,912 | 22,729 | 1,279,905 | 6,083,946 | 7,363,851 |
| 12/17/2021 | 732 | 25,429 | 26,161 | 1,280,637 | 6,109,375 | 7,390,012 |
| 12/18/2021 | 726 | 23,836 | 24,562 | 1,281,363 | 6,133,211 | 7,414,574 |
| 12/19/2021 | 788 | 24,298 | 25,086 | 1,282,151 | 6,157,509 | 7,439,660 |
| 12/20/2021 | 695 | 23,334 | 24,029 | 1,282,846 | 6,180,843 | 7,463,689 |
| 12/21/2021 | 598 | 23,006 | 23,604 | 1,283,444 | 6,203,849 | 7,487,293 |
| 12/22/2021 | 828 | 23,507 | 24,335 | 1,284,272 | 6,227,356 | 7,511,628 |
| 12/23/2021 | 896 | 22,799 | 23,695 | 1,285,168 | 6,250,155 | 7,535,323 |
| 12/24/2021 | 3,540 | 21,649 | 25,189 | 1,288,708 | 6,271,804 | 7,560,512 |
| 12/25/2021 | 960 | 7,235 | 8,195 | 1,289,668 | 6,279,039 | 7,568,707 |
| 12/26/2021 | 1,240 | 16,621 | 17,861 | 1,290,908 | 6,295,660 | 7,586,568 |
| 12/27/2021 | 2,261 | 21,900 | 24,161 | 1,293,169 | 6,317,560 | 7,610,729 |
| 12/28/2021 | 0 | 0 | 0 | 1,293,169 | 6,317,560 | 7,610,729 |
| 12/29/2021 | 3,011 | 21,268 | 24,279 | 1,296,180 | 6,338,828 | 7,635,008 |
| 12/30/2021 | 2,075 | 28,415 | 30,490 | 1,298,255 | 6,367,243 | 7,665,498 |
| 12/31/2021 | 1,697 | 25,313 | 27,010 | 1,299,952 | 6,392,556 | 7,692,508 |
| 1/1/2022 | 1,612 | 27,991 | 29,603 | 1,301,564 | 6,420,547 | 7,722,111 |
| 1/2/2022 | 1,232 | 22,200 | 23,432 | 1,302,796 | 6,442,747 | 7,745,543 |
| 1/3/2022 | 1,190 | 25,289 | 26,479 | 1,303,986 | 6,468,036 | 7,772,022 |
| 1/4/2022 | 1,308 | 25,111 | 26,419 | 1,305,294 | 6,493,147 | 7,798,441 |
| 1/5/2022 | 871 | 25,329 | 26,200 | 1,306,165 | 6,518,476 | 7,824,641 |
| 1/6/2022 | 1,971 | 26,070 | 28,041 | 1,308,136 | 6,544,546 | 7,852,682 |
| 1/7/2022 | 1,264 | 27,558 | 28,822 | 1,309,400 | 6,572,104 | 7,881,504 |

**Appendix E - Table 1**
**Summary of Frac Tank Recovery Volumes**
**(August 30, 2020 - January 12, 2022)**

Colonial Pipeline Company
2020-L1-SR2448 Incident
Huntersville, North Carolina

| Date | Product Gallons | PCW Gallons | Total Gallons | Product Cumulative | PCW Cumulative | Total Cumulative Gallons |
|---|---|---|---|---|---|---|
| 1/8/2022 | 1,248 | 26,889 | 28,137 | 1,310,648 | 6,598,993 | 7,909,641 |
| 1/9/2022 | 1,152 | 25,874 | 27,026 | 1,311,800 | 6,624,867 | 7,936,667 |
| 1/10/2022 | 1,071 | 25,398 | 26,469 | 1,312,871 | 6,650,265 | 7,963,136 |
| 1/11/2022 | 1,157 | 23,123 | 24,280 | 1,314,028 | 6,673,388 | 7,987,416 |
| 1/12/22 0:00 | 942 | 24,832 | 25,774 | 1,314,970 | 6,698,220 | 8,013,190 |

**Appendix E - Table 2**
**Summary of Petroleum Contact Water Sampling Results**

Colonial Pipeline Company
2020-L1-SR2448
Huntersville, North Carolina

| Lab Report Number | Sample ID | Tank ID | Sample Date | VOCs (µg/L) | | | | | | | | | | |
|---|---|---|---|---|---|---|---|---|---|---|---|---|---|---|
| | | | | Benzene | Chlorobenzene | Chloromethane | Diisopropyl ether | Ethylbenzene | Methyl-tert-butyl ether | Naphthalene | Toluene | 1,2,4-Trimethylbenzene | m&p-Xylene | o-Xylene |
| **Frac Tank Petroleum Contact Water (PCW)** | | | | | | | | | | | | | | |
| 92584116 | FRAC_TANK_ZONE_1_01242022 | ZONE 1 | 01/24/2022 | **13,900** | <125 | <250 | **2,610** | **2,160** | **609** | **301J** | **32,900** | **1,320** | **8,840** | **4,220** |
| 92584116 | FRAC_TANK_ZONE_2_01242022 | ZONE 2 | 01/24/2022 | **9,640** | **85.5J** | <250 | **1,020** | **2,590** | **276** | **552** | **34,500** | **2,040** | **10,400** | **5,150** |
| 92584116 | FRAC_TANK_ZONE_3_01242022 | ZONE 3 | 01/24/2022 | **15,800** | <125 | <250 | **3,350** | **2,150** | **1,020** | **312J** | **31,700** | **1,150** | **7,760** | **3,830** |
| 92584116 | DUP_01 | ZONE 3 | 01/24/2022 | **16,100** | <125 | **140J** | **3,320** | **2,220** | **994** | **295J** | **34,400** | **1,180** | **8,090** | **3,960** |
| **Laboratory Trip Blank Data** | | | | | | | | | | | | | | |
| 92584116 | TRIP BLANK | NA | 01/24/2022 | <0.50 | <0.50 | <1.0 | <0.50 | <0.50 | <0.50 | <2.0 | <0.50 | <0.50 | <1.0 | <0.50 |

**Notes:**
All units reported in micrograms per liter (µg/L)
Only detected constituents are shown
NA - Not Applicable
"<" - Indicates compound was not detected above laboratory reporting limit
VOCs - Volatile Organic Compounds analyzed by Method SM 6200B
Bold values indicate compound was detected above laboratory reporting limit
Samples beginning with "DUP" are field duplicates and co-samples of the preceeding row
ID - Identification

# APPENDIX F

# COPIES OF BILLS OF LADING AND WASTE MANIFESTS

**Table 1**
**Summary of Liquids and Soil Removed from Site**
**(August 15, 2020 - December 31, 2021)**

Colonial Pipeline Company
2020-L1-SR2448
Huntersville, North Carolina

| Description | Volume on Bills of Lading (Gallons) | Volume from Frac Gauging (Gallons) | Mass on Bills of Lading (Tons) |
|---|---|---|---|
| From Initial Response | -- | 90,930 | -- |
| Frac Tank Gauging Product Through 12/31/2021 | -- | 1,299,227 | -- |
| Frac Tank Gauging PCW Through 12/31/2021 | -- | 6,385,868 | -- |
| Total Fluids Shipped to STAT Facility for Bulking Through 12/31/2021 | 1,657,291 | -- | -- |
| PCW Shipped by Legacy to HCC Through 12/31/2021 | 274,978 | -- | -- |
| PCW Shipped by Legacy to Legacy Through 12/31/2021 | 526,737 | -- | -- |
| Soil Shipped by Republic Services Through 12/31/2021 | -- | -- | 8,800 |
| PCW Shipped by MEI to MEI Through 12/31/2021 | 370,967 | -- | -- |
| PCW Shipped by MEI to HCC Through 12/31/2021 | 20,922 | -- | -- |
| PCW Shipped by Covanta to Covanta Through 12/31/2021 | 5,294,128 | -- | -- |
| Combined Total Liquids Removed Through 12/31/2021 vs. Gauging(1) | 8,145,023 | 7,776,025 | -- |
| PCW Shipped to Aaron Oil Through 12/31/2021(2) | 192,858 | -- | -- |

Notes:

Summary of liquid and solids removed from site through the preceding month.

See Table 2 for summary of shipments to STAT.

See Table 3 for summary of shipments by Legacy to HCC.

See Table 4 for summary of shipments to Legacy.

See Table 5 for summary of soil shipped to Republic Services.

See Table 6 for summary of liquids shipped to Aaron Oil.

See Table 7 for summary of shipments to MEI.

See Table 8 for summary of shipments by MEI to HCC.

See Table 9 for summary of liquids shipped to Covanta.

(1) Gauging. Volumes of gasoline Free Product and PCW are measured on-site in each frac tank before and after liquids in the frac tank are transferred off-site. Volumes of recovered gasoline Free Product and PCW are calculated from these frac tank measurements rather than volume estimates recorded on bills of lading to provide a consistent measuring point and protocol at each stationary frac tank, and to eliminate potential design inconsistency, measurements not obtained from a level location, not allowing enough time for demulsification, etc.

(2) Liquids shipped to Aaron Oil consist primarily of PCW drilling fluids and do not pass through Frac Tank systems.

**Table 2**
**Summary of Liquids Removed by STAT**
**(August 15, 2020 - December 31, 2021)**

Colonial Pipeline Company
2020-L1-SR2448 Incident
Huntersville, North Carolina

| Date | Truck No. | Gallons | Bill of Lading No. | Bill of Lading Previously Provided |
|---|---|---|---|---|
| 8/15/2020 | -- | 5,230 | 9359 | X |
| 8/15/2020 | -- | 4,300 | 9360 | X |
| 8/15/2020 | -- | 4,500 | 9362 | X |
| 8/15/2020 | -- | 4,700 | 9364 | X |
| 8/16/2020 | -- | 5,500 | 8753 | X |
| 8/16/2020 | -- | 4,500 | 8641 | X |
| 8/16/2020 | -- | 4,700 | 9240 | X |
| 8/16/2020 | -- | 4,500 | 8752 | X |
| 8/16/2020 | -- | 5,500 | 9717 | X |
| 8/16/2020 | -- | 5,030 | 9504 | X |
| 8/16/2020 | -- | 5,010 | 9503 | X |
| 8/16/2020 | -- | 4,750 | 9501 | X |
| 8/16/2020 | -- | 5,200 | 8668 | X |
| 8/16/2020 | -- | 5,178 | 8642 | X |
| 8/16/2020 | -- | 5,150 | 9348 | X |
| 8/17/2020 | -- | 4,500 | 7211 | X |
| 8/17/2020 | -- | 3,230 | 9509 | X |
| 8/17/2020 | -- | 5,345 | 9510 | X |
| 8/17/2020 | -- | 4,500 | 8667 | X |
| 8/18/2020 | -- | 5,460 | 9719 | X |
| 9/4/2020 | -- | 4,311 | 9547 | X |
| 9/4/2020 | -- | 2,783 | 9555 | X |
| 9/6/2020 | -- | 5,279 | 9556 | X |
| 9/6/2020 | -- | 3,589 | 9546 | X |
| 9/9/2020 | -- | 4,964 | 9553 | X |
| 9/9/2020 | -- | 5,264 | 9554 | X |
| 9/11/2020 | -- | 5,333 | 9570 | X |
| 9/12/2020 | -- | 4,964 | 9568 | X |
| 9/14/2020 | -- | 4,797 | 9567 | X |
| 9/14/2020 | -- | 4,479 | 9565 | X |
| 9/15/2020 | -- | 5,712 | 9560 | X |
| 9/16/2020 | -- | 4,908 | 9561 | X |
| 9/18/2020 | -- | 5,015 | 9562 | X |
| 9/18/2020 | -- | 4,908 | 9563 | X |
| 9/21/2020 | -- | 5,375 | 9572 | X |
| 9/21/2020 | -- | 5,045 | 9564 | X |
| 9/21/2020 | -- | 5,691 | 9559 | X |

**Table 2**
**Summary of Liquids Removed by STAT**
**(August 15, 2020 - December 31, 2021)**

Colonial Pipeline Company
2020-L1-SR2448 Incident
Huntersville, North Carolina

| Date | Truck No. | Gallons | Bill of Lading No. | Bill of Lading Previously Provided |
|---|---|---|---|---|
| 9/21/2020 | -- | 5,045 | 9571 | X |
| 9/22/2020 | -- | 5,326 | 9558 | X |
| 9/25/2020 | -- | 5,122 | 9573 | X |
| 9/25/2020 | -- | 5,121 | 9574 | X |
| 9/25/2020 | -- | 5,423 | 15511 | X |
| 9/28/2020 | -- | 5,539 | 9576 | X |
| 9/28/2020 | -- | 5,606 | 9575 | X |
| 9/30/2020 | -- | 5,423 | 9583 | X |
| 9/30/2020 | -- | 5,086 | 9582 | X |
| 10/2/2020 | -- | 5,516 | 9581 | X |
| 10/2/2020 | -- | 5,447 | 9580 | X |
| 10/5/2020 | -- | 5,470 | 9579 | X |
| 10/5/2020 | -- | 5,149 | 9589 | X |
| 10/6/2020 | -- | 5,670 | 9588 | X |
| 10/6/2020 | -- | 5,086 | 9587 | X |
| 10/7/2020 | -- | 5,043 | 9586 | X |
| 10/8/2020 | -- | 5,712 | 9585 | X |
| 10/9/2020 | -- | 5,016 | 9584 | X |
| 10/12/2020 | -- | 5,516 | 9578 | X |
| 10/12/2020 | -- | 5,649 | 9590 | X |
| 10/13/2020 | -- | 5,628 | 9591 | X |
| 10/15/2020 | -- | 5,606 | 9592 | X |
| 10/16/2020 | -- | 5,493 | 9593 | X |
| 10/16/2020 | -- | 5,423 | 9594 | X |
| 10/20/2020 | -- | 5,562 | 15506 | X |
| 10/20/2020 | -- | 5,493 | 15510 | X |
| 10/22/2020 | -- | 5,423 | 9595 | X |
| 10/22/2020 | -- | 5,606 | 204 | X |
| 10/23/2020 | -- | 5,649 | 203 | X |
| 10/23/2020 | -- | 5,691 | 9596 | X |
| 10/26/2020 | -- | 4,142 | 9600 | X |
| 10/26/2020 | -- | 5,695 | 202 | X |
| 10/27/2020 | -- | 5,617 | 9599 | X |
| 10/27/2020 | -- | 5,695 | 201 | X |
| 10/30/2020 | -- | 5,448 | 207 | X |
| 10/30/2020 | -- | 5,492 | 9597 | X |
| 11/2/2020 | -- | 5,767 | 206 | X |

**Table 2**
**Summary of Liquids Removed by STAT**
**(August 15, 2020 - December 31, 2021)**

Colonial Pipeline Company
2020-L1-SR2448 Incident
Huntersville, North Carolina

| Date | Truck No. | Gallons | Bill of Lading No. | Bill of Lading Previously Provided |
|---|---|---|---|---|
| 11/2/2020 | -- | 5,695 | 205 | X |
| 11/2/2020 | -- | 4,145 | 9598 | X |
| 11/3/2020 | -- | 5,448 | 231 | X |
| 11/4/2020 | -- | 5,403 | 230 | X |
| 11/5/2020 | -- | 5,617 | 229 | X |
| 11/6/2020 | -- | 5,448 | 228 | X |
| 11/9/2020 | -- | 5,492 | 232 | X |
| 11/9/2020 | -- | 5,535 | 227 | X |
| 11/11/2020 | -- | 5,535 | 240 | X |
| 11/11/2020 | -- | 5,492 | 233 | X |
| 11/13/2020 | -- | 5,577 | 237 | X |
| 11/13/2020 | -- | 5,492 | 236 | X |
| 11/16/2020 | -- | 5,448 | 235 | X |
| 11/17/2020 | -- | 5,492 | 208 | X |
| 11/18/2020 | -- | 5,577 | 234 | X |
| 11/18/2020 | -- | 5,802 | 241 | X |
| 11/19/2020 | -- | 5,215 | 242 | X |
| 11/19/2020 | -- | 5,358 | 243 | X |
| 11/23/2020 | -- | 5,535 | 244 | X |
| 11/24/2020 | -- | 5,492 | 245 | X |
| 11/25/2020 | -- | 5,215 | 246 | X |
| 11/25/2020 | -- | 5,403 | 247 | X |
| 11/30/2020 | -- | 5,535 | 248 | X |
| 11/30/2020 | -- | 5,492 | 249 | X |
| 12/1/2020 | -- | 5,577 | 250 | X |
| 12/1/2020 | -- | 5,555 | 251 | X |
| 12/3/2020 | -- | 5,657 | 252 | X |
| 12/3/2020 | -- | 5,535 | 253 | X |
| 12/4/2020 | -- | 5,617 | 254 | X |
| 12/7/2020 | -- | 5,535 | 255 | X |
| 12/8/2020 | -- | 5,264 | 256 | X |
| 12/9/2020 | -- | 5,535 | 257 | X |
| 12/10/2020 | -- | 5,264 | 258 | X |
| 12/11/2020 | -- | 5,577 | 259 | X |
| 12/14/2020 | -- | 5,617 | 260 | X |
| 12/15/2020 | -- | 5,695 | 261 | X |
| 12/17/2020 | -- | 5,577 | 262 | X |

**Table 2**
**Summary of Liquids Removed by STAT**
**(August 15, 2020 - December 31, 2021)**

Colonial Pipeline Company
2020-L1-SR2448 Incident
Huntersville, North Carolina

| Date | Truck No. | Gallons | Bill of Lading No. | Bill of Lading Previously Provided |
|---|---|---|---|---|
| 12/17/2020 | -- | 5,802 | 263 | X |
| 12/18/2020 | -- | 5,617 | 264 | X |
| 12/21/2020 | -- | 5,358 | 265 | X |
| 12/22/2020 | -- | 5,555 | 266 | X |
| 12/22/2020 | -- | 5,000 | 267 | X |
| 12/22/2020 | -- | 5,535 | 268 | X |
| 12/23/2020 | -- | 5,577 | 269 | X |
| 12/23/2020 | -- | 5,000 | 270 | X |
| 12/23/2020 | -- | 5,577 | 271 | X |
| 12/28/2020 | -- | 5,535 | 272 | X |
| 12/28/2020 | -- | 5,617 | 274 | X |
| 12/28/2020 | -- | 5,000 | 273 | X |
| 12/29/2020 | -- | 5,802 | 275 | X |
| 12/30/2020 | -- | 5,120 | 277 | X |
| 12/31/2020 | -- | 5,864 | 276 | X |
| 1/4/2020 | -- | 5,695 | 280 | X |
| 1/4/2020 | -- | 5,543 | 279 | X |
| 1/4/2020 | -- | 5,535 | 278 | X |
| 1/5/2021 | -- | 5,732 | 282 | X |
| 1/5/2021 | -- | 4,682 | 281 | X |
| 1/7/2021 | -- | 5,577 | 283 | X |
| 1/9/2021 | -- | 5,492 | 285 | X |
| 1/10/2021 | -- | 5,577 | 284 | X |
| 1/11/2021 | -- | 5,264 | 286 | X |
| 1/13/2021 | -- | 5,617 | 289 | X |
| 1/14/2021 | -- | 5,535 | 290 | X |
| 1/15/2021 | -- | 4,979 | 291 | X |
| 1/15/2021 | -- | 5,291 | 292 | X |
| 1/16/2021 | -- | 5,400 | 295 | X |
| 1/18/2021 | -- | 5,264 | 296 | X |
| 1/18/2021 | -- | 5,400 | 293 | X |
| 1/19/2021 | -- | 5,577 | 298 | X |
| 1/20/2021 | -- | 5,535 | 299 | X |
| 1/21/2021 | -- | 5,577 | 297 | X |
| 1/22/2021 | -- | 5,695 | 300 | X |
| 1/23/2021 | -- | 5,732 | 225 | X |
| 1/25/2021 | -- | 5,492 | 223 | X |

**Table 2**
**Summary of Liquids Removed by STAT**
**(August 15, 2020 - December 31, 2021)**

Colonial Pipeline Company
2020-L1-SR2448 Incident
Huntersville, North Carolina

| Date | Truck No. | Gallons | Bill of Lading No. | Bill of Lading Previously Provided |
|---|---|---|---|---|
| 1/25/2021 | -- | 5,450 | 224 | X |
| 1/26/2021 | -- | 5,492 | 221 | X |
| 1/26/2021 | -- | 5,400 | 220 | X |
| 1/27/2021 | -- | 5,264 | 219 | X |
| 1/28/2021 | -- | 5,403 | 218 | X |
| 1/29/2021 | -- | 4,911 | 217 | X |
| 1/29/2021 | -- | 5,069 | 216 | X |
| 2/1/2021 | -- | 5,865 | 215 | X |
| 2/2/2021 | -- | 5,577 | 214 | X |
| 2/3/2021 | -- | 5,264 | 210 | X |
| 2/4/2021 | -- | 4,641 | 213 | X |
| 2/5/2021 | -- | 5,535 | 9045 | X |
| 2/8/2021 | -- | 5,535 | 9055 | X |
| 2/8/2021 | -- | 5,191 | 9054 | X |
| 2/9/2021 | -- | 5,895 | 9053 | X |
| 2/9/2021 | -- | 4,825 | 9052 | X |
| 2/10/2021 | -- | 5,990 | 9051 | X |
| 2/11/2021 | -- | 3,733 | 9050 | X |
| 2/12/2021 | -- | 5,577 | 9049 | X |
| 2/15/2021 | -- | 5,264 | 9048 | X |
| 2/16/2021 | -- | 5,732 | 9047 | X |
| 2/17/2021 | -- | 4,000 | 9059 | X |
| 2/17/2021 | -- | 4,811 | 222 | X |
| 2/18/2021 | -- | 5,700 | 9056 | X |
| 2/19/2021 | -- | 5,200 | 9057 | X |
| 2/22/2021 | -- | 5,767 | 9077 | X |
| 2/22/2021 | -- | 5,827 | 9078 | X |
| 2/24/2021 | -- | 5,932 | 9046 | X |
| 2/24/2021 | -- | 5,921 | 9076 | X |
| 2/25/2021 | -- | 5,150 | 9061 | X |
| 2/26/2021 | -- | 5,400 | 9064 | X |
| 2/28/2021 | -- | 5,000 | 9062 | X |
| 3/2/2021 | -- | 6,276 | 9060 | X |
| 3/2/2021 | -- | 5,708 | 9063 | X |
| 3/3/2021 | -- | 5,932 | 9065 | X |
| 3/6/2021 | -- | 5,932 | 9075 | X |
| 3/8/2021 | -- | 5,601 | 9074 | X |

**Table 2**
**Summary of Liquids Removed by STAT**
**(August 15, 2020 - December 31, 2021)**

Colonial Pipeline Company
2020-L1-SR2448 Incident
Huntersville, North Carolina

| Date | Truck No. | Gallons | Bill of Lading No. | Bill of Lading Previously Provided |
|---|---|---|---|---|
| 3/9/2021 | -- | 5,687 | 9072 | X |
| 3/10/2021 | -- | 5,932 | 9071 | X |
| 3/12/2021 | -- | 5,932 | 9070 | X |
| 3/13/2021 | -- | 6,048 | 9069 | X |
| 3/15/2021 | -- | 6,048 | 9068 | X |
| 3/16/2021 | -- | 6,048 | 9066 | X |
| 3/16/2021 | -- | 5,400 | 9067 | X |
| 3/17/2021 | -- | 5,700 | 9079 | X |
| 3/18/2021 | -- | 5,998 | 9100 | X |
| 3/19/2021 | -- | 5,998 | 9098 | X |
| 3/19/2021 | -- | 5,869 | 9099 | X |
| 3/20/2021 | -- | 6,108 | 9097 | X |
| 3/22/2021 | -- | 6,048 | 9095 | X |
| 3/22/2021 | -- | 5,921 | 9096 | X |
| 3/23/2021 | -- | 5,732 | 9094 | X |
| 3/24/2021 | -- | 6,100 | 9093 | X |
| 3/25/2021 | -- | 5,871 | 9092 | X |
| 3/26/2021 | -- | 6,166 | 9090 | X |
| 3/27/2021 | -- | 6,048 | 9091 | X |
| 3/29/2021 | -- | 6,019 | 9088 | X |
| 3/29/2021 | -- | 6,166 | 9089 | X |
| 3/30/2021 | -- | 6,048 | 9087 | X |
| 3/31/2021 | -- | 6,019 | 9086 | X |
| 4/1/2021 | -- | 5,921 | 9085 | X |
| 4/2/2021 | -- | 5,921 | 9084 | X |
| 4/3/2021 | -- | 5,150 | 9083 | X |
| 4/5/2021 | -- | 6,166 | 9082 | X |
| 4/5/2021 | -- | 5,500 | 9081 | X |
| 4/6/2021 | -- | 6,000 | 9080 | X |
| 4/8/2021 | -- | 6,107 | 801 | X |
| 4/9/2021 | -- | 6,048 | 822 | X |
| 4/12/2021 | -- | 6,048 | 820 | X |
| 4/13/2021 | -- | 5,267 | 819 | X |
| 4/14/2021 | -- | 5,971 | 818 | X |
| 4/15/2021 | -- | 5,700 | 816 | X |
| 4/16/2021 | -- | 6,048 | 815 | X |
| 4/19/2021 | -- | 5,971 | 814 | X |

**Table 2**
**Summary of Liquids Removed by STAT**
**(August 15, 2020 - December 31, 2021)**

Colonial Pipeline Company
2020-L1-SR2448 Incident
Huntersville, North Carolina

| Date | Truck No. | Gallons | Bill of Lading No. | Bill of Lading Previously Provided |
|---|---|---|---|---|
| 4/20/2021 | -- | 6,048 | 813 | X |
| 4/21/2021 | -- | 6,019 | 812 | X |
| 4/22/2021 | -- | 6,220 | 811 | X |
| 4/23/2021 | -- | 6,166 | 810 | X |
| 4/24/2021 | -- | 6,019 | 809 | X |
| 4/26/2021 | -- | 6,019 | 808 | X |
| 4/27/2021 | -- | 6,166 | 807 | X |
| 4/28/2021 | -- | 5,767 | 806 | X |
| 5/3/2021 | -- | 6,048 | 803 | X |
| 5/4/2021 | -- | 6,166 | 802 | X |
| 5/5/2021 | -- | 5,452 | 823 | X |
| 5/7/2021 | -- | 5,400 | 825 | X |
| 5/10/2021 | -- | 6,166 | 827 | X |
| 5/11/2021 | -- | 5,550 | 828 | X |
| 5/12/2021 | -- | 5,932 | 805 | X |
| 5/17/2021 | -- | 6,166 | 832 | X |
| 5/18/2021 | -- | 6,107 | 833 | X |
| 5/19/2021 | -- | 5,932 | 834 | X |
| 5/20/2021 | -- | 5,812 | 835 | X |
| 5/21/2021 | -- | 6,048 | 836 | X |
| 5/24/2021 | -- | 5,932 | 837 | X |
| 5/25/2021 | -- | 6,048 | 838 | X |
| 5/29/2021 | -- | 5,526 | 839 | X |
| 5/31/2021 | -- | 6,048 | 840 | X |
| 6/1/2021 | -- | 6,220 | 841 | X |
| 6/4/2021 | -- | 6,166 | 842 | X |
| 6/7/2021 | -- | 6,048 | 843 | X |
| 6/8/2021 | -- | 6,166 | 844 | X |
| 6/14/2021 | -- | 6,166 | 845 | X |
| 6/15/2021 | -- | 6,010 | 846 | X |
| 6/21/2021 | -- | 6,166 | 847 | X |
| 6/25/2021 | -- | 6,061 | 8106 | X |
| 6/28/2021 | -- | 5,487 | 850 | X |
| 6/29/2021 | -- | 5,781 | 853 | X |
| 7/7/2021 | -- | 5,750 | 859 | X |
| 7/9/2021 | -- | 5,850 | 860 | X |
| 7/16/2021 | -- | 5,624 | 7742 | X |

**Table 2**
**Summary of Liquids Removed by STAT**
**(August 15, 2020 - December 31, 2021)**

Colonial Pipeline Company
2020-L1-SR2448 Incident
Huntersville, North Carolina

| Date | Truck No. | Gallons | Bill of Lading No. | Bill of Lading Previously Provided |
|---|---|---|---|---|
| 7/20/2021 | -- | 5,386 | 848 | X |
| 7/22/2021 | -- | 6,600 | 861 | X |
| 7/27/2021 | -- | 5,665 | 863 | X |
| 8/3/2021 | -- | 5,718 | 867 | X |
| 8/7/2021 | -- | 5,377 | 869 | X |
| 8/10/2021 | -- | 5,701 | 871 | X |
| 8/16/2021 | -- | 6,100 | 866 | X |
| 8/19/2021 | -- | 6,100 | 862 | X |
| 8/24/2021 | -- | 5,267 | 872 | X |
| 8/30/2021 | -- | 5,875 | 873 | X |
| 9/1/2021 | -- | 5,363 | 868 | X |
| 9/5/2021 | -- | 5,769 | 874 | X |
| 9/9/2021 | -- | 5,239 | 876 | X |
| 9/11/2021 | 408 | 5,700 | 877 | X |
| 9/15/2021 | -- | 5,611 | 878 | X |
| 9/17/2021 | -- | 5,812 | 879 | X |
| 9/21/2021 | 408 | 5,405 | 16623 | X |
| 9/24/2021 | 426 | 5,500 | 880 | X |
| 9/29/2021 | -- | 5,755 | 882 | X |
| 10/1/2021 | -- | 5,591 | 883 | X |
| 10/6/2021 | 128 | 5,239 | 9767 | X |
| 10/10/2021 | -- | 6,048 | 10726 | X |
| 10/13/2021 | 426 | 6,048 | 10920 | X |
| 10/19/2021 | 137 | 5,503 | 1008 | X |
| 10/22/2021 | -- | 5,785 | 10727 | X |
| 10/26/2021 | 431 | 5,818 | 10731 | X |
| 10/29/2021 | 431 | 5,705 | 7001 | X |
| 11/3/2021 | 431 | 5,800 | 9768 | X |
| 11/5/2021 | 410 | 5,817 | 10652 | X |
| 11/8/2021 | 400 | 5,916 | 9769 | X |
| 11/9/2021 | 78 | 5,788 | 110921 | X |
| 11/10/2021 | 431 | 2,900 | 9770 | X |
| 11/11/2021 | -- | 1,286 | 9771 | X |
| 11/16/2021 | 409 | 4,964 | 9772 | X |
| 11/19/2021 | 438 | 5,744 | 9773 | X |
| 11/26/2021 | 147 | 5,079 | 9774 | X |
| 12/2/2021 | 47 | 5,513 | 9776 | |

**Table 2**
**Summary of Liquids Removed by STAT**
**(August 15, 2020 - December 31, 2021)**

Colonial Pipeline Company
2020-L1-SR2448 Incident
Huntersville, North Carolina

| Date | Truck No. | Gallons | Bill of Lading No. | Bill of Lading Previously Provided |
|---|---|---|---|---|
| 12/8/2021 | 47 | 5,181 | 9777 | |
| 12/15/2021 | 47 | 5,513 | 9778 | |
| 12/22/2021 | 47 | 5,281 | 9779 | |
| 12/27/2021 | - | 5,000 | 9780 | |
| 12/27/2021 | 410 | 5,250 | 9781 | |
| 12/30/2021 | - | 5,640 | 9782 | |
| **Total** | | **1,657,291** | | |

Trk 40
Trl T47

# BILL OF LADING

| | | |
|---|---|---|
| | 1. 24 Hour Emergency # **STAT, INC. 800-627-1451** | 2. BOL # 09776 |
| 3. Shipper Name & Address CPL 14108 Huntersville Concord Rd. Huntersville, NC 28078 | | 4. Shipper's Phone 1-800-627-1451 |
| 5. Carrier **STAT, INC.** | | A. Carrier Phone # **(828) 396-2304** |
| 7. Carrier | | D. Carrier Phone |
| 9. Consignee Name & Address **STAT, INC. 2550 Hickory Blvd. Lenoir, NC 28645** | | F. Consignee Phone **(828) 396-2304** |

| HM | 11. Base Description | 12. Containers No. | 12. Containers Type | 13. Total Quantity | 14. Unit Wt/Vol |
|---|---|---|---|---|---|
| X | a. UN1993 Flammable Liquid N.O.S. (Contains less than 10% gas/water) PG III | 01 | TT | EST 5513 | G |
| | b. | | | | |
| | c. | | | | |
| | d. | | | | |

G. Additional Descriptions for Materials Listed Above

USE DOT GUIDE # 128

15. Special Handling Instructions and Additional Information

16. Shipper: I hereby certify that the contents of this shipment are fully and accurately described and are in all respects in proper condition for transport

| Printed/Typed Name | Signature | Date Month | Day | Year |
|---|---|---|---|---|
| Tim Moyer for Adam Harris CPL | T. L. Moy | 12 | 2 | 21 |

17. Carrier Acknowledgement of Receipt of Materials

| Printed/Typed Name | Signature | Date Month | Day | Year |
|---|---|---|---|---|
| Cody Ward | Cody Ward | 12 | 2 | 21 |

18. Carrier Acknowledgement of Receipt of Materials

| Printed/Typed Name | Signature | Date Month | Day | Year |
|---|---|---|---|---|
| | | | | |

19. Discrepancy Indication Space

20. Consignee

| Printed/Typed Name | Signature | Date Month | Day | Year |
|---|---|---|---|---|
| Allison Wike | Allison Wike | 12 | 2 | 21 |

# BILL OF LADING

| | | |
|---|---|---|
| | 1. 24 Hour Emergency # **STAT, INC. 800-627-1451** | 2. BOL # 09777 |
| 3. Shipper Name & Address CPL 14108 Huntersville Concord Rd. Huntersville, NC 28078 | | 4. Shipper's Phone 1-800-627-1451 |
| 5. Carrier **STAT, INC.** | | A. Carrier Phone # **(828) 396-2304** |
| 7. Carrier | | D. Carrier Phone |
| 9. Consignee Name & Address **STAT, INC. 2550 Hickory Blvd. Lenoir, NC 28645** | | F. Consignee Phone **(828) 396-2304** |

| HM | 11. Base Description | 12. Containers No. | 12. Containers Type | 13. Total Quantity | 14. Unit Wt/Vol |
|---|---|---|---|---|---|
| X | a. UN1993 Flammable Liquid N.O.S. (Contains less than 10% gas/water) PG ~~III~~ | 001 | TT | EST. 5181 | G |
| | b. | | | | |
| | c. | | | | |
| | d. | | | | |

G. Additional Descriptions for Materials Listed Above

USE DOT GUIDE # 128

Tanker 47

15. Special Handling Instructions and Additional Information

12:00 – 6:00

16. Shipper: I hereby certify that the contents of this shipment are fully and accurately described and are in all respects in proper condition for transport

| Printed/Typed Name | Signature | Date Month | Day | Year |
|---|---|---|---|---|
| Tim Moyer for Adam Harris @ CPL | T. L. Moyer | 12 | 8 | 21 |

17. Carrier Acknowledgement of Receipt of Materials

| Printed/Typed Name | Signature | Date Month | Day | Year |
|---|---|---|---|---|
| Kevin Walker | Kevin Walk | 12 | 8 | 21 |

18. Carrier Acknowledgement of Receipt of Materials

| Printed/Typed Name | Signature | Date Month | Day | Year |
|---|---|---|---|---|
| | | | | |

19. Discrepancy Indication Space

20. Consignee

| Printed/Typed Name | Signature | Date Month | Day | Year |
|---|---|---|---|---|
| Allison Wike | Allison Wike | 12 | 8 | 21 |

# BILL OF LADING

| | | |
|---|---|---|
| | 1. 24 Hour Emergency # **STAT, INC. 800-627-1451** | 2. BOL # 09778 |
| 3. Shipper Name & Address CPL 14108 Huntersville Concord Rd. Huntersville, NC 28078 | | 4. Shipper's Phone 1-800-627-1451 |
| 5. Carrier **STAT, INC.** | | A. Carrier Phone # **(828) 396-2304** |
| 7. Carrier | | D. Carrier Phone |
| 9. Consignee Name & Address **STAT, INC. 2550 Hickory Blvd. Lenoir, NC 28645** | | F. Consignee Phone **(828) 396-2304** |

| HM | 11. Base Description | 12. Containers No. | 12. Containers Type | 13. Total Quantity | 14. Unit Wt/Vol |
|---|---|---|---|---|---|
| X | a. UN1993 Flammable Liquid N.O.S. (Contains less than 10% gas/water) PG III | 01 | TT | EST. 5,513 | G |
| | b. | | | | |
| | c. | | | | |
| | d. | | | | |

G. Additional Descriptions for Materials Listed Above

USE DOT GUIDE # ~~128~~ 131 Trailer 47

15. Special Handling Instructions and Additional Information

16. Shipper: I hereby certify that the contents of this shipment are fully and accurately described and are in all respects in proper condition for transport

| Printed/Typed Name | Signature | Date Month | Day | Year |
|---|---|---|---|---|
| Tim Moyer for Adam Harris @ CPL | T. L. Moyer | 12 | 15 | 21 |

17. Carrier Acknowledgement of Receipt of Materials

| Printed/Typed Name | Signature | Date Month | Day | Year |
|---|---|---|---|---|
| Chris Pritchard | Chris Pritchard | 12 | 15 | 21 |

18. Carrier Acknowledgement of Receipt of Materials

| Printed/Typed Name | Signature | Date Month | Day | Year |
|---|---|---|---|---|
| | | | | |

19. Discrepancy Indication Space

20. Consignee

| Printed/Typed Name | Signature | Date Month | Day | Year |
|---|---|---|---|---|
| Allison Wike | Allison Wike | 12 | 15 | 21 |

22 Dec. 21

TANKER #47

# BILL OF LADING

| | | |
|---|---|---|
| | 1. 24 Hour Emergency # **STAT, INC. 800-627-1451** | 2. BOL # 09779 |
| 3. Shipper Name & Address CPL 14108 Huntersville Concord Rd. Huntersville, NC 28078 | | 4. Shipper's Phone 1-800-627-1451 |
| 5. Carrier **STAT, INC.** | | A. Carrier Phone # **(828) 396-2304** |
| 7. Carrier | | D. Carrier Phone |
| 9. Consignee Name & Address **STAT, INC. 2550 Hickory Blvd. Lenoir, NC 28645** | | F. Consignee Phone **(828) 396-2304** |

| HM | 11. Base Description | 12. Containers No. | 12. Containers Type | 13. Total Quantity | 14. Unit Wt/Vol |
|---|---|---|---|---|---|
| X | a. 1993 Flammable Liquid N.O.S. (Contains less than 10% gas/water) PG III | 01 | TT | EST. 5281 | G |
| | b. | | | | |
| | c. | | | | |
| | d. | | | | |

G. Additional Descriptions for Materials Listed Above

USE DOT GUIDE # 128

15. Special Handling Instructions and Additional Information

16. Shipper: I hereby certify that the contents of this shipment are fully and accurately described and are in all respects in proper condition for transport

| Printed/Typed Name | Signature | Date Month | Day | Year |
|---|---|---|---|---|
| Curtis Gunter & Stagecoach Adam Harris | Curtis Gunter | 12 | 22 | 2021 |

17. Carrier Acknowledgement of Receipt of Materials

| Printed/Typed Name | Signature | Date Month | Day | Year |
|---|---|---|---|---|
| Mark Harris | Mark Harris | 12 | 22 | 2021 |

18. Carrier Acknowledgement of Receipt of Materials

| Printed/Typed Name | Signature | Date Month | Day | Year |
|---|---|---|---|---|
| | | | | |

19. Discrepancy Indication Space

20. Consignee

| Printed/Typed Name | Signature | Date Month | Day | Year |
|---|---|---|---|---|
| Allison Wike | Allison Wike | 12 | 22 | 21 |

# BILL OF LADING

| | | |
|---|---|---|
| | 1. 24 Hour Emergency # **STAT, INC. 800-627-1451** | 2. BOL # 09780 |
| 3. Shipper Name & Address CPL 14108 Huntersville Concord Rd. Huntersville, NC 28078 | | 4. Shipper's Phone 1-800-627-1451 |
| 5. Carrier **STAT, INC.** | | A. Carrier Phone # **(828) 396-2304** |
| 7. Carrier | | D. Carrier Phone |
| 9. Consignee Name & Address **STAT, INC. 2550 Hickory Blvd. Lenoir, NC 28645** | | F. Consignee Phone **(828) 396-2304** |

| HM | 11. Base Description | 12. Containers No. | 12. Containers Type | 13. Total Quantity | 14. Unit Wt/Vol |
|---|---|---|---|---|---|
| X | a. UN1993 Flammable Liquid N.O.S. (Contains less than 10% gas/water) PG III | 01 | TT | EST. 5,000 | G |
| | b. | | | | |
| | c. | | | | |
| | d. | | | | |

G. Additional Descriptions for Materials Listed Above

USE DOT GUIDE # 128

15. Special Handling Instructions and Additional Information

16. Shipper: I hereby certify that the contents of this shipment are fully and accurately described and are in all respects in proper condition for transport

Colonial Pipeline

| Printed/Typed Name | Signature | Date Month | Day | Year |
|---|---|---|---|---|
| Tim Moyer for Adam Harris@ CPL | T. L. Moyer | 12 | 27 | 21 |

17. Carrier Acknowledgement of Receipt of Materials

| Printed/Typed Name | Signature | Date Month | Day | Year |
|---|---|---|---|---|
| Zachary Sweezy | Zachary Sweezy | 12 | 27 | 21 |

18. Carrier Acknowledgement of Receipt of Materials

| Printed/Typed Name | Signature | Date Month | Day | Year |
|---|---|---|---|---|
| | | | | |

19. Discrepancy Indication Space

20. Consignee

| Printed/Typed Name | Signature | Date Month | Day | Year |
|---|---|---|---|---|
| Allison Wike | Allison Wike | 12 | 27 | 21 |

# BILL OF LADING

VT410

| | | |
|---|---|---|
| | 1. 24 Hour Emergency # STAT, INC. 800-627-1451 | 2. BOL # 09781 |
| 3. Shipper Name & Address CPL 14108 Huntersville Concord Rd. Huntersville, NC 28108 | | 4. Shipper's Phone 1-800-627-1451 |
| 5. Carrier STAT, INC. | | A. Carrier Phone # (828) 396-2304 |
| 7. Carrier | | D. Carrier Phone |
| 9. Consignee Name & Address STAT, INC. 2550 Hickory Blvd. Lenoir, NC 28645 | | F. Consignee Phone (828) 396-2304 |

| HM | 11. Base Description | 12. Containers No. | 12. Containers Type | 13. Total Quantity | 14. Unit Wt/Vol |
|---|---|---|---|---|---|
| X | a. UN1933 Flammable Liquid N.O.S. (Contains less than 10% gas/vapor) PG III | 01 | TT | EST 5250 | G |
| | b. | | | | |
| | c. | | | | |
| | d. | | | | |

G. Additional Descriptions for Materials Listed Above

USE DOT GUIDE # 128

15. Special Handling Instructions and Additional Information

16. Shipper: I hereby certify that the contents of this shipment are fully and accurately described and are in all respects in proper condition for transport

Colonial Pipeline

| Printed/Typed Name | Signature | Date Month | Day | Year |
|---|---|---|---|---|
| Tim Moyer for Adam Harris @ CPL | J. L-Moya | 12 | 27 | 21 |

17. Carrier Acknowledgement of Receipt of Materials

| Printed/Typed Name | Signature | Date Month | Day | Year |
|---|---|---|---|---|
| Marcus Harris | Marcus Harris | 12 | 27 | 21 |

18. Carrier Acknowledgement of Receipt of Materials

| Printed/Typed Name | Signature | Date Month | Day | Year |
|---|---|---|---|---|
| | | | | |

19. Discrepancy Indication Space

20. Consignee

| Printed/Typed Name | Signature | Date Month | Day | Year |
|---|---|---|---|---|
| Allison Wike | Allison Wike | 12 | 27 | 21 |

P/U .21 per Tim 2:30pm

# BILL OF LADING

| | | |
|---|---|---|
| | 1. 24 Hour Emergency # **STAT, INC. 800-627-1451** | 2. BOL # 09782 |
| 3. Shipper Name & Address CPL<br>14108 Huntersville Concord Rd.<br>Huntersville, NC 28078 | | 4. Shipper's Phone 1-800-627-1451 |
| 5. Carrier **STAT, INC.** | | A. Carrier Phone # **(828) 396-2304** |
| 7. Carrier | | D. Carrier Phone |
| 9. Consignee Name & Address **STAT, INC.<br>2550 Hickory Blvd.<br>Lenoir, NC 28645** | | F. Consignee Phone **(828) 396-2304** |

| HM | 11. Base Description | 12. Containers No. | 12. Containers Type | 13. Total Quantity | 14. Unit Wt/Vol |
|---|---|---|---|---|---|
| X | a. UN1993 Flammable Liquid N.O.S. (Contains less than 10% gas/water) PG III | 001 | TT | EST. 5640 | G |
| | b. | | | | |
| | c. | | | | |
| | d. | | | | |

G. Additional Descriptions for Materials Listed Above

USE DOT GUIDE # 128

15. Special Handling Instructions and Additional Information

16. Shipper: I hereby certify that the contents of this shipment are fully and accurately described and are in all respects in proper condition for transport

Colonial Pipeline

| Printed/Typed Name | Signature | Date Month | Day | Year |
|---|---|---|---|---|
| Tim Moyer for Adam Harrison | T. L. Moyer | 12 | 30 | 21 |

17. Carrier Acknowledgement of Receipt of Materials

| Printed/Typed Name | Signature | Date Month | Day | Year |
|---|---|---|---|---|
| Maurice Wilson | Maurice Wilson | 12 | 30 | 21 |

18. Carrier Acknowledgement of Receipt of Materials

| Printed/Typed Name | Signature | Date Month | Day | Year |
|---|---|---|---|---|
| | | | | |

19. Discrepancy Indication Space

20. Consignee

| Printed/Typed Name | Signature | Date Month | Day | Year |
|---|---|---|---|---|
| Allison Wike | Allison Wike | 12 | 30 | 21 |

**Table 3**
**Summary of Liquids Shipped to HCC**
**(December 21, 2021 - December 31, 2021)**

Colonial Pipeline Company
2020-L1-SR2448
Huntersville, North Carolina

| Date | Gallons | Manifest No. | Manifest Previously Provided |
|---|---|---|---|
| 12/21/2020 | 5,490 | 10547 | X |
| 12/21/2020 | 4,792 | 10508 | X |
| 12/28/2020 | 3,200 | 8937 | X |
| 12/28/2020 | 5,500 | 8938 | X |
| 12/31/2020 | 4,545 | 10536 | X |
| 1/3/2021 | 5,500 | 10553 | X |
| 1/3/2021 | 5,906 | 10554 | X |
| 1/4/2021 | 3,400 | 10552 | X |
| 1/4/2021 | 4,100 | 11002 | X |
| 1/5/2021 | 5,906 | 11000 | X |
| 1/5/2021 | 2,800 | 11001 | X |
| 1/6/2021 | 2,699 | 10551 | X |
| 1/7/2021 | 4,545 | 11004 | X |
| 1/9/2021 | 5,704 | 10537 | X |
| 1/9/2021 | 3,888 | 8944 | X |
| 1/9/2021 | 2,140 | 8945 | X |
| 1/10/2021 | 2,693 | 10538 | X |
| 1/11/2021 | 3,911 | 8951 | X |
| 1/12/2021 | 4,669 | 8952 | X |
| 1/13/2021 | 5,598 | 10555 | X |
| 1/13/2021 | 5,500 | 10556 | X |
| 1/14/2021 | 5,208 | 8974 | X |
| 1/14/2021 | 5,342 | 8975 | X |
| 1/15/2021 | 4,243 | 8977 | X |
| 1/15/2021 | 2,809 | 8978 | X |
| 1/15/2021 | 5,490 | 11051 | X |
| 1/15/2021 | 2,950 | 11052 | X |
| 1/16/2021 | 2,700 | 11053 | X |
| 1/16/2021 | 3,593 | 11054 | X |
| 1/16/2021 | 3,800 | 11055 | X |
| 1/17/2021 | 3,600 | 8954 | X |
| 1/17/2021 | 2,700 | 8955 | X |
| 1/17/2021 | 3,600 | 8956 | X |
| 1/18/2021 | 2,700 | 8957 | X |
| 1/18/2021 | 4,233 | 8958 | X |
| 1/18/2021 | 3,390 | 8959 | X |
| 1/18/2021 | 4,128 | 8960 | X |
| 1/18/2021 | 2,160 | 11066 | X |

**Table 3**
**Summary of Liquids Shipped to HCC**
**(December 21, 2021 - December 31, 2021)**

Colonial Pipeline Company
2020-L1-SR2448
Huntersville, North Carolina

| | | | |
|---|---|---|---|
| 1/19/2021 | 3,788 | 8961 | X |
| 1/19/2021 | 4,243 | 8962 | X |
| 1/19/2021 | 3,783 | 8963 | X |
| 1/20/2021 | 2,500 | 8964 | X |
| 1/20/2021 | 3,800 | 8965 | X |
| 1/20/2021 | 4,315 | 8966 | X |
| 1/21/2020 | 2,772 | 8967 | X |
| 1/21/2021 | 4,416 | 8968 | X |
| 1/21/2021 | 3,868 | 8969 | X |
| 1/21/2021 | 3,011 | 8987 | X |
| 1/22/2021 | 4,372 | 8995 | X |
| 1/22/2021 | 3,822 | 8996 | X |
| 1/22/2021 | 2,717 | 8997 | X |
| 1/23/2021 | 4,473 | 8990 | X |
| 1/23/2021 | 2,763 | 8988 | X |
| 1/23/2021 | 3,515 | 8989 | X |
| 1/24/2021 | 4,512 | 8992 | X |
| 1/24/2021 | 2,801 | 8991 | X |
| 1/24/2021 | 3,927 | 8993 | X |
| 1/25/2021 | 4,233 | 8986 | X |
| 1/25/2021 | 3,692 | 8985 | X |
| 1/25/2021 | 3,528 | 11056 | X |
| 1/25/2021 | 2,835 | 8994 | X |
| 1/26/2021 | 2,500 | 11057 | X |
| 1/26/2021 | 3,696 | 9016 | X |
| 1/26/2021 | 4,224 | 9015 | X |
| 1/26/2021 | 5,800 | 8998 | X |
| 1/27/2021 | 4,320 | 8999 | X |
| 1/27/2021 | 3,620 | 9000 | X |
| 1/27/2021 | 4,224 | 9001 | X |
| 1/27/2021 | 3,840 | 9004 | X |
| 1/28/2021 | 3,936 | 9007 | X |
| **Total** | **274,978** | | |

**Table 4**
**Summary of Liquids Shipped to**
**Legacy**
**(January 01, 2021 - December 31, 2021)**

Colonial Pipeline Company
2020-L1-SR2448
Huntersville, North Carolina

| Date | Gallons | Manifest No. | Manifest Previously Provided |
|---|---|---|---|
| 1/28/2021 | 3,654 | 9006 | X |
| 1/28/2021 | 4,224 | 9005 | X |
| 1/28/2021 | 1,974 | 9003 | X |
| 1/29/2021 | 4,224 | 9008 | X |
| 1/29/2021 | 3,696 | 9010 | X |
| 1/29/2021 | 3,840 | 9017 | X |
| 1/29/2021 | 2,142 | 9011 | X |
| 1/30/2021 | 2,900 | 9013 | X |
| 1/30/2021 | 3,360 | 9014 | X |
| 1/30/2021 | 3,614 | 9018 | X |
| 2/1/2021 | 2,400 | 9019 | X |
| 2/1/2021 | 3,612 | 9020 | X |
| 2/1/2021 | 2,268 | 9021 | X |
| 2/1/2021 | 2,814 | 9022 | X |
| 2/1/2021 | 3,696 | 9029 | X |
| 2/2/2021 | 3,696 | 8953 | X |
| 2/2/2021 | 2,772 | 8979 | X |
| 2/3/2021 | 3,612 | 9024 | X |
| 2/3/2021 | 2,989 | 9023 | X |
| 2/3/2021 | 2,940 | 9026 | X |
| 2/4/2021 | 2,520 | 9025 | X |
| 2/5/2021 | 3,150 | 9027 | X |
| 2/5/2021 | 3,150 | 9028 | X |
| 2/5/2021 | 2,800 | 7456 | X |
| 2/6/2021 | 3,360 | 9030 | X |
| 2/6/2021 | 2,772 | 9031 | X |
| 2/6/2021 | 2,700 | 9032 | X |
| 2/6/2021 | 3,696 | 9033 | X |
| 2/6/2021 | 2,562 | 9034 | X |
| 2/7/2021 | 4,176 | 9037 | X |
| 2/8/2021 | 2,800 | 9038 | X |
| 2/8/2021 | 3,698 | 9039 | X |
| 2/8/2021 | 3,654 | 9040 | X |
| 2/8/2021 | 2,600 | 9041 | X |
| 2/8/2021 | 3,780 | 9042 | X |
| 2/8/2021 | 4,100 | 9043 | X |
| 2/8/2021 | 3,486 | 9044 | X |

**Table 4**
**Summary of Liquids Shipped to**
**Legacy**
**(January 01, 2021 - December 31, 2021)**

Colonial Pipeline Company
2020-L1-SR2448
Huntersville, North Carolina

| | | | |
|---|---|---|---|
| 2/9/2021 | 3,698 | 9047 | X |
| 2/9/2021 | 2,458 | 9048 | X |
| 2/9/2021 | 2,127 | 9049 | X |
| 2/10/2021 | 3,363 | 9050 | X |
| 2/10/2021 | 3,948 | 9051 | X |
| 2/11/2021 | 3,444 | 9052 | X |
| 2/11/2021 | 3,649 | 9053 | X |
| 2/12/2021 | 3,531 | 9054 | X |
| 2/12/2021 | 1,342 | 9055 | X |
| 2/13/2021 | 3,574 | 9056 | X |
| 2/15/2021 | 3,532 | 9057 | X |
| 2/15/2021 | 3,532 | 9058 | X |
| 2/15/2021 | 3,535 | 9060 | X |
| 2/15/2021 | 3,740 | 9061 | X |
| 2/16/2021 | 3,532 | 9059 | X |
| 2/16/2021 | 3,573 | 9062 | X |
| 2/16/2021 | 2,287 | 9063 | X |
| 2/17/2021 | 3,589 | 9064 | X |
| 2/17/2021 | 3,490 | 9065 | X |
| 2/17/2021 | 3,552 | 9068 | X |
| 2/18/2021 | 3,381 | 9069 | X |
| 2/18/2021 | 3,377 | 9070 | X |
| 2/19/2021 | 3,364 | 9102 | X |
| 2/19/2021 | 2,700 | 9103 | X |
| 2/19/2021 | 2,550 | 9100 | X |
| 2/20/2021 | 3,368 | 9095 | X |
| 2/20/2021 | 3,175 | 9099 | X |
| 2/22/2021 | 3,368 | 9094 | X |
| 2/22/2021 | 3,360 | 9101 | X |
| 2/22/2021 | 2,142 | 9176 | X |
| 2/22/2021 | 3,384 | 9180 | X |
| 2/22/2021 | 2,880 | 9093 | X |
| 2/23/2021 | 2,730 | 9178 | X |
| 2/23/2021 | 2,746 | 9179 | X |
| 2/24/2021 | 3,048 | 9177 | X |
| 2/24/2021 | 2,801 | 9092 | X |
| 2/24/2021 | 2,976 | 9182 | X |
| 2/25/2021 | 2,625 | 9172 | X |
| 2/25/2021 | 1,848 | 9170 | X |
| 2/25/2021 | 2,491 | 9173 | X |
| 2/26/2021 | 2,428 | 9171 | X |

**Table 4**
**Summary of Liquids Shipped to**
**Legacy**
**(January 01, 2021 - December 31, 2021)**

Colonial Pipeline Company
2020-L1-SR2448
Huntersville, North Carolina

| | | | |
|---|---|---|---|
| 2/26/2021 | 3,048 | 9186 | X |
| 2/26/2021 | 2,667 | 9185 | X |
| 2/27/2021 | 3,048 | 9183 | X |
| 2/27/2021 | 3,024 | 9184 | X |
| 2/28/2021 | 2,684 | 9128 | X |
| 2/28/2021 | 3,600 | 9127 | X |
| 2/28/2021 | 2,552 | 9124 | X |
| 3/2/2021 | 2,616 | 9120 | X |
| 3/2/2021 | 3,029 | 9121 | X |
| 3/2/2021 | 2,600 | 9122 | X |
| 3/2/2021 | 2,928 | 9123 | X |
| 3/2/2021 | 2,579 | 9125 | X |
| 3/2/2021 | 3,178 | 9126 | X |
| 3/2/2021 | 2,592 | 9175 | X |
| 3/3/2021 | 2,933 | 9165 | X |
| 3/3/2021 | 2,918 | 9174 | X |
| 3/3/2021 | 2,012 | 9181 | X |
| 3/6/2021 | 3,331 | 9130 | X |
| 3/6/2021 | 3,360 | 9132 | X |
| 3/6/2021 | 2,534 | 9133 | X |
| 3/8/2021 | 2,478 | 9091 | X |
| 3/8/2021 | 2,470 | 9097 | X |
| 3/8/2021 | 2,731 | 9134 | X |
| 3/8/2021 | 2,688 | 9135 | X |
| 3/8/2021 | 2,894 | 9136 | X |
| 3/8/2021 | 3,600 | 9137 | X |
| 3/9/2021 | 2,736 | 9129 | X |
| 3/9/2021 | 2,520 | 9138 | X |
| 3/9/2021 | 3,600 | 9236 | X |
| 3/9/2021 | 2,000 | 9252 | X |
| 3/10/2021 | 2,602 | 9244 | X |
| 3/10/2021 | 2,680 | 9245 | X |
| 3/10/2021 | 2,562 | 9250 | X |
| 3/10/2021 | 2,698 | 9251 | X |
| 3/11/2021 | 2,604 | 9282 | X |
| 3/12/2021 | 2,928 | 9090 | X |
| 3/12/2021 | 2,671 | 9253 | X |
| 3/12/2021 | 2,976 | 9254 | X |
| 3/12/2021 | 2,579 | 9255 | X |
| 3/13/2021 | 2,604 | 9285 | X |
| 3/13/2021 | 2,784 | 9238 | X |

**Table 4**
**Summary of Liquids Shipped to**
**Legacy**
**(January 01, 2021 - December 31, 2021)**

Colonial Pipeline Company
2020-L1-SR2448
Huntersville, North Carolina

| | | | |
|---|---|---|---|
| 3/13/2021 | 3,595 | 9287 | X |
| 3/13/2021 | 3,360 | 9286 | X |
| 3/15/2021 | 3,024 | 9290 | X |
| 3/15/2021 | 3,096 | 9294 | X |
| 3/15/2021 | 2,962 | 9296 | X |
| 3/15/2021 | 3,062 | 9298 | X |
| 3/15/2021 | 2,938 | 9295 | X |
| 3/15/2021 | 3,024 | 9292 | X |
| 3/15/2021 | 3,024 | 9297 | X |
| 3/15/2021 | 3,158 | 9240 | X |
| 3/15/2021 | 2,658 | 9237 | X |
| 3/16/2021 | 3,096 | 9293 | X |
| 3/16/2021 | 3,005 | 9239 | X |
| 3/16/2021 | 3,254 | 9288 | X |
| 3/16/2021 | 3,081 | 9283 | X |
| 3/16/2021 | 3,000 | 9284 | X |
| 3/16/2021 | 2,870 | 9256 | X |
| 3/17/2021 | 3,072 | 9300 | X |
| 3/17/2021 | 2,976 | 9301 | X |
| 3/17/2021 | 3,120 | 9247 | X |
| 3/17/2021 | 3,240 | 8982 | X |
| 3/17/2021 | 3,019 | 8981 | X |
| 3/17/2021 | 3,086 | 9299 | X |
| 3/17/2021 | 2,990 | 9246 | X |
| 3/18/2021 | 3,149 | 9304 | X |
| 3/18/2021 | 3,124 | 9242 | X |
| 3/18/2021 | 3,216 | 9243 | X |
| 3/18/2021 | 2,952 | 9241 | X |
| 3/18/2021 | 2,976 | 9303 | X |
| 3/18/2021 | 3,038 | 9302 | X |
| 3/19/2021 | 3,216 | 9310 | X |
| 3/19/2021 | 3,058 | 9309 | X |
| 3/19/2021 | 2,909 | 9307 | X |
| 3/19/2021 | 3,000 | 9306 | X |
| 3/19/2021 | 3,034 | 9305 | X |
| 3/19/2021 | 3,009 | 8984 | X |
| 3/20/2021 | 3,158 | 9311 | X |
| 3/20/2021 | 3,178 | 9342 | X |
| 3/20/2021 | 3,264 | 9343 | X |
| 3/20/2021 | 3,168 | 9313 | X |
| 3/22/2021 | 3,062 | 9347 | X |

**Table 4**
**Summary of Liquids Shipped to**
**Legacy**
**(January 01, 2021 - December 31, 2021)**

Colonial Pipeline Company
2020-L1-SR2448
Huntersville, North Carolina

| | | | |
|---|---|---|---|
| 3/22/2021 | 2,890 | 9249 | X |
| 3/22/2021 | 2,990 | 9348 | X |
| 3/22/2021 | 3,120 | 9349 | X |
| 3/22/2021 | 3,115 | 9350 | X |
| 3/22/2021 | 3,139 | 9345 | X |
| 3/22/2021 | 3,220 | 9248 | X |
| 3/22/2021 | 3,125 | 9314 | X |
| 3/22/2021 | 3,024 | 9335 | X |
| 3/23/2021 | 3,045 | 9344 | X |
| 3/23/2021 | 3,120 | 9346 | X |
| 3/23/2021 | 3,254 | 9341 | X |
| 3/23/2021 | 3,269 | 9291 | X |
| 3/23/2021 | 2,899 | 9339 | X |
| **Total** | **526,737** | | |

**Table 5**
**Summary of Soil Shipped to Republic Services**
**(October 7, 2020 - December 31, 2021)**

Colonial Pipeline Company
2020-L1-SR2448 Incident
Huntersville, North Carolina

| Date | Truck No. | Load No. | Manifest No. | Tons | Manifest Previously Provided |
|---|---|---|---|---|---|
| 10/7/2020 | 80 | 1 | 763626 | 20.64 | X |
| 10/7/2020 | 76 | 2 | 763625 | 12.67 | X |
| 10/7/2020 | 83 | 3 | 763624 | 18.6 | X |
| 10/7/2020 | 131 | 4 | 763623 | 22.68 | X |
| 10/7/2020 | 138 | 5 | 763622 | 22.18 | X |
| 10/7/2020 | 159 | 6 | 763621 | 22.1 | X |
| 10/7/2020 | 161 | 7 | 763620 | 16.22 | X |
| 10/7/2020 | 163 | 8 | 763619 | 21.29 | X |
| 10/7/2020 | 84 | 9 | 763618 | 21.87 | X |
| 10/7/2020 | 152 | 10 | 763617 | 20.6 | X |
| 10/8/2020 | 140 | 11 | 763616 | 23.31 | X |
| 10/8/2020 | 83 | 12 | 763615 | 19.6 | X |
| 10/8/2020 | 80 | 13 | 763614 | 20.55 | X |
| 10/8/2020 | 76 | 14 | 763613 | 13.15 | X |
| 10/8/2020 | 131 | 15 | 763612 | 23.02 | X |
| 10/8/2020 | 138 | 16 | 763611 | 23.34 | X |
| 10/8/2020 | 159 | 17 | 763610 | 23.07 | X |
| 10/8/2020 | 161 | 18 | 763609 | 19.21 | X |
| 10/8/2020 | 80 | 19 | 763608 | 19.69 | X |
| 10/8/2020 | 83 | 20 | 763607 | 20.2 | X |
| 10/8/2020 | 162 | 21 | 763606 | 23.64 | X |
| 10/8/2020 | 84 | 22 | 763605 | 12.05 | X |
| 10/8/2020 | 163 | 23 | 763604 | 25.21 | X |
| 10/8/2020 | 83 | 24 | 763603 | 21.84 | X |
| 10/8/2020 | 83 | 25 | 763602 | 23.85 | X |
| 10/8/2020 | 80 | 26 | 763601 | 20.07 | X |
| 10/8/2020 | 131 | 27 | 763600 | 22.92 | X |
| 10/8/2020 | 138 | 28 | 763599 | 22.84 | X |
| 10/8/2020 | 140 | 29 | 763598 | 23.26 | X |
| 10/8/2020 | 162 | 30 | 763597 | 24.74 | X |
| 10/8/2020 | 84 | 31 | 763596 | 21.81 | X |
| 10/8/2020 | 161 | 32 | 763595 | 18.15 | X |
| 10/8/2020 | 80 | 33 | 763594 | 23.42 | X |
| 10/8/2020 | 159 | 34 | 763593 | 23.37 | X |
| 10/8/2020 | 163 | 35 | 763592 | 26.12 | X |
| 10/8/2020 | 84 | 36 | 763591 | 21.45 | X |
| 10/8/2020 | 131 | 37 | 763590 | 24.03 | X |

**Table 5**
**Summary of Soil Shipped to Republic Services**
**(October 7, 2020 - December 31, 2021)**

Colonial Pipeline Company
2020-L1-SR2448 Incident
Huntersville, North Carolina

| Date | Truck No. | Load No. | Manifest No. | Tons | Manifest Previously Provided |
|---|---|---|---|---|---|
| 10/8/2020 | 138 | 38 | 763589 | 22.18 | X |
| 10/9/2020 | 83 | 39 | 763588 | 24.07 | X |
| 10/9/2020 | 80 | 40 | 763587 | 23.98 | X |
| 10/9/2020 | 80 | 41 | 763586 | 20.06 | X |
| 10/9/2020 | 162 | 42 | 763585 | 22.25 | X |
| 10/9/2020 | 131 | 43 | 763584 | 22.4 | X |
| 10/9/2020 | 161 | 44 | 763583 | 18.38 | X |
| 10/9/2020 | 84 | 45 | 763582 | 19.74 | X |
| 10/9/2020 | 159 | 46 | 763581 | 21.94 | X |
| 10/9/2020 | 140 | 47 | 763580 | 25.28 | X |
| 10/9/2020 | 83 | 48 | 763579 | 22.92 | X |
| 10/9/2020 | 163 | 49 | 763578 | 21.82 | X |
| 10/9/2020 | 80 | 50 | 765577 | 19.84 | X |
| 10/9/2020 | 138 | 51 | 763576 | 22.08 | X |
| 10/9/2020 | 83 | 52 | 763575 | 19.47 | X |
| 10/9/2020 | 131 | 53 | 763574 | 21.24 | X |
| 10/9/2020 | 162 | 54 | 763573 | 21.62 | X |
| 10/9/2020 | 140 | 55 | 763572 | 25.73 | X |
| 10/9/2020 | 84 | 56 | 763571 | 19.97 | X |
| 10/9/2020 | 161 | 57 | 763570 | 17.38 | X |
| 10/9/2020 | 163 | 58 | 763568 | 22.2 | X |
| 10/9/2020 | 80 | 59 | 763569 | 20.81 | X |
| 10/9/2020 | 159 | 60 | 763567 | 23.02 | X |
| 10/9/2020 | 83 | 61 | 763566 | 21.28 | X |
| 10/13/2020 | 159 | 62 | 763565 | 23.92 | X |
| 10/9/2020 | 80 | 63 | 763563 | 21.09 | X |
| 10/14/2020 | 131 | 64 | 763564 | 17.34 | X |
| 10/13/2020 | 163 | 65 | 763562 | 23.78 | X |
| 10/13/2020 | 138 | 66 | 763561 | 23.64 | X |
| 10/13/2020 | 76 | 67 | 763560 | 13.32 | X |
| 10/13/2020 | 131 | 68 | 763559 | 18.51 | X |
| 10/13/2020 | 162 | 69 | 763558 | 17.66 | X |
| 10/13/2020 | 80 | 70 | 763557 | 15.91 | X |
| 10/13/2020 | 84 | 71 | 763556 | 16.64 | X |
| 10/14/2020 | 84 | 72 | 763555 | 17.02 | X |
| 10/14/2020 | 159 | 73 | 763554 | 18.36 | X |
| 10/14/2020 | 162 | 74 | 763553 | 20.6 | X |

**Table 5**
**Summary of Soil Shipped to Republic Services**
**(October 7, 2020 - December 31, 2021)**

Colonial Pipeline Company
2020-L1-SR2448 Incident
Huntersville, North Carolina

| Date | Truck No. | Load No. | Manifest No. | Tons | Manifest Previously Provided |
|---|---|---|---|---|---|
| 10/14/2020 | 163 | 75 | 763552 | 20.63 | X |
| 10/14/2020 | 138 | 76 | 763551 | 16.65 | X |
| 10/14/2020 | 80 | 77 | 763550 | 19.29 | X |
| 10/14/2020 | 83 | 78 | 763549 | 18:57 | X |
| 10/13/2020 | 140 | 79 | 763548 | 22.7 | X |
| 10/14/2020 | 84 | 80 | 763547 | 19.59 | X |
| 10/14/2020 | 162 | 81 | 763546 | 21.53 | X |
| 10/14/2020 | 159 | 82 | 763545 | 20.11 | X |
| 10/14/2020 | 163 | 83 | 763528 | 19.57 | X |
| 10/14/2020 | 138 | 84 | 763529 | 20.27 | X |
| 10/14/2020 | 131 | 85 | 763530 | 20.79 | X |
| 10/14/2020 | 80 | 86 | 763531 | 16.14 | X |
| 10/14/2020 | 83 | 87 | 763532 | 19.68 | X |
| 10/14/2020 | 84 | 88 | 763533 | 22.43 | X |
| 10/14/2020 | 163 | 89 | 763534 | 20.38 | X |
| 10/14/2020 | 159 | 90 | 763535 | 23.01 | X |
| 10/14/2020 | 138 | 91 | 763536 | 18.62 | X |
| 10/15/2020 | 162 | 92 | 763537 | 21.45 | X |
| 10/15/2020 | 131 | 93 | 763538 | 25.29 | X |
| 10/15/2020 | 160 | 94 | 763539 | 22.34 | X |
| 10/15/2020 | 80 | 95 | 763540 | 17.31 | X |
| 10/15/2020 | 84 | 96 | 763541 | 22.81 | X |
| 10/15/2020 | 83 | 97 | 763542 | 21.78 | X |
| 10/15/2020 | 163 | 98 | 763543 | 25.06 | X |
| 10/15/2020 | 159 | 99 | 763544 | 20.1 | X |
| 10/15/2020 | 83 | 100 | 1041191 | 20.06 | X |
| 10/15/2020 | 84 | 101 | 1041192 | 20.18 | X |
| 10/15/2020 | 162 | 102 | 1041193 | 9.98 | X |
| 10/15/2020 | 138 | 103 | 1041194 | 19.84 | X |
| 10/15/2020 | 80 | 104 | 1041195 | 19.33 | X |
| 10/15/2020 | 84 | 105 | 1041196 | 23.51 | X |
| 10/15/2020 | 131 | 106 | 1041197 | 20.59 | X |
| 10/15/2020 | 160 | 107 | 1041198 | 21.17 | X |
| 10/16/2020 | 163 | 108 | 1041199 | 23.45 | X |
| 10/16/2020 | 148 | 109 | 1041200 | 23.54 | X |
| 10/16/2020 | 162 | 110 | 1041201 | 24.52 | X |
| 10/16/2020 | 131 | 111 | 1041202 | 24.79 | X |

**Table 5**
**Summary of Soil Shipped to Republic Services**
**(October 7, 2020 - December 31, 2021)**

Colonial Pipeline Company
2020-L1-SR2448 Incident
Huntersville, North Carolina

| Date | Truck No. | Load No. | Manifest No. | Tons | Manifest Previously Provided |
|---|---|---|---|---|---|
| 10/16/2020 | 80 | 112 | 1041203 | 13.55 | X |
| 10/16/2020 | 140 | 113 | 1041204 | 22.24 | X |
| 10/16/2020 | 160 | 114 | 1041205 | 22.85 | X |
| 10/16/2020 | 131 | 115 | 1041206 | 21.88 | X |
| 10/16/2020 | 83 | 116 | 1041207 | 19.6 | X |
| 10/16/2020 | 138 | 117 | 1041208 | 22.2 | X |
| 10/16/2020 | 162 | 118 | 1041209 | 23.01 | X |
| 10/16/2020 | 163 | 119 | 1041210 | 22.69 | X |
| 10/16/2020 | 160 | 120 | 1041211 | 23.28 | X |
| 10/16/2020 | 80 | 121 | 1041212 | 20.78 | X |
| 10/16/2020 | 140 | 122 | 1041213 | 23.99 | X |
| 10/16/2020 | 83 | 123 | 1041214 | 20.75 | X |
| 10/16/2020 | 138 | 124 | 1041215 | 22.93 | X |
| 10/16/2020 | 131 | 125 | 1041216 | 23.66 | X |
| 10/16/2020 | 84 | 126 | 1041217 | 21.2 | X |
| 10/15/2020 | 83 | 127 | 1041240 | 20.23 | X |
| 10/15/2020 | 83 | 128 | 1041239 | 20.25 | X |
| 10/15/2020 | 138 | 129 | 1041238 | 23.64 | X |
| 10/15/2020 | 162 | 130 | 1041237 | 22.27 | X |
| 10/16/2020 | 84 | 131 | 1041236 | 21.25 | X |
| 10/15/2020 | 80 | 132 | 1041235 | 20.05 | X |
| 10/15/2020 | 131 | 133 | 1041234 | 22.39 | X |
| 10/15/2020 | 160 | 134 | 1041233 | 21.69 | X |
| 10/15/2020 | 83 | 135 | 1041232 | 19.76 | X |
| 10/16/2020 | 138 | 136 | 1041231 | 21.88 | X |
| 10/16/2020 | 83 | 137 | 1041230 | 19.9 | X |
| 10/16/2020 | 163 | 138 | 1041229 | 22.39 | X |
| 10/16/2020 | 160 | 139 | 1041228 | 21.86 | X |
| 10/16/2020 | 80 | 140 | 1041227 | 19.81 | X |
| 10/16/2020 | 138 | 141 | 1041226 | 22.35 | X |
| 10/16/2020 | 140 | 142 | 1041225 | 23.29 | X |
| 10/17/2020 | 83 | 143 | 1041224 | 21.04 | X |
| 10/16/2020 | 83 | 144 | 1041223 | 21.55 | X |
| 10/17/2020 | 131 | 145 | 1041222 | 24.25 | X |
| 10/17/2020 | 84 | 146 | 1041221 | 22.42 | X |
| 10/17/2020 | 84 | 147 | 1041220 | 20.74 | X |
| 10/17/2020 | 163 | 148 | 1041219 | 22.37 | X |

**Table 5**
**Summary of Soil Shipped to Republic Services**
**(October 7, 2020 - December 31, 2021)**

Colonial Pipeline Company
2020-L1-SR2448 Incident
Huntersville, North Carolina

| Date | Truck No. | Load No. | Manifest No. | Tons | Manifest Previously Provided |
|---|---|---|---|---|---|
| 10/17/2020 | 159 | 149 | 1041218 | 23.09 | X |
| 10/17/2020 | 160 | 150 | 1042521 | 28.87 | X |
| 10/17/2020 | 138 | 151 | 1042522 | 17.61 | X |
| 10/17/2020 | 162 | 152 | 1042523 | 22.25 | X |
| 10/17/2020 | 131 | 153 | 1042524 | 23.74 | X |
| 10/17/2020 | 83 | 154 | 1042525 | 21.69 | X |
| 10/19/2020 | 160 | 155 | 1042526 | 22.93 | X |
| 10/19/2020 | 138 | 156 | 1042527 | 21.68 | X |
| 10/17/2020 | 84 | 157 | 1042528 | 22.51 | X |
| 10/19/2020 | 84 | 158 | 1042529 | 21.84 | X |
| 10/19/2020 | 84 | 159 | 1042530 | 21.4 | X |
| 10/19/2020 | 131 | 160 | 1042531 | 25.24 | X |
| 10/19/2020 | 160 | 161 | 1042532 | 23.97 | X |
| 10/19/2020 | 80 | 162 | 1042533 | 22.1 | X |
| 10/19/2020 | 148 | 163 | 1042534 | 25.18 | X |
| 10/19/2020 | 163 | 164 | 1042535 | 23 | X |
| 10/19/2020 | 162 | 165 | 1042536 | 24.93 | X |
| 10/19/2020 | 83 | 166 | 1042537 | 20.12 | X |
| 10/19/2020 | 83 | 167 | 1042538 | 20.78 | X |
| 10/19/2020 | 159 | 168 | 1042539 | 23.25 | X |
| 10/19/2020 | 138 | 169 | 1042540 | 24.46 | X |
| 10/19/2020 | 163 | 170 | 1042541 | 24.13 | X |
| 10/19/2020 | 162 | 171 | 1042542 | 24.68 | X |
| 10/19/2020 | 159 | 172 | 1042552 | 22.51 | X |
| 10/19/2020 | 148 | 173 | 1042550 | 24.25 | X |
| 10/19/2020 | 80 | 174 | 1042549 | 19.28 | X |
| 10/19/2020 | 83 | 175 | 1042548 | 21.09 | X |
| 10/19/2020 | 83 | 176 | 1042547 | 20.36 | X |
| 10/19/2020 | 84 | 177 | 1042544 | 17.22 | X |
| 10/19/2020 | 84 | 178 | 1042543 | 21.05 | X |
| 10/19/2020 | 138 | 179 | 1042553 | 22.15 | X |
| 10/19/2020 | 160 | 180 | 1042554 | 22.46 | X |
| 10/19/2020 | 162 | 181 | 1042555 | 22.78 | X |
| 10/19/2020 | 163 | 182 | 1042556 | 22.84 | X |
| 10/19/2020 | 159 | 183 | 1042557 | 21.94 | X |
| 10/19/2020 | 80 | 184 | 1042558 | 19.46 | X |
| 10/19/2020 | 148 | 185 | 1042559 | 22.35 | X |

**Table 5**
**Summary of Soil Shipped to Republic Services**
**(October 7, 2020 - December 31, 2021)**

Colonial Pipeline Company
2020-L1-SR2448 Incident
Huntersville, North Carolina

| Date | Truck No. | Load No. | Manifest No. | Tons | Manifest Previously Provided |
|---|---|---|---|---|---|
| 10/19/2020 | 138 | 186 | 1042569 | 19.52 | X |
| 10/19/2020 | 160 | 187 | 1042568 | 21.9 | X |
| 10/19/2020 | 80 | 188 | 1042566 | 20.21 | X |
| 10/20/2020 | 148 | 189 | 1042565 | 23.85 | X |
| 10/19/2020 | 83 | 190 | 1042564 | 21.15 | X |
| 10/19/2020 | 163 | 191 | 1042563 | 22.45 | X |
| 10/20/2020 | 138 | 192 | 1042562 | 21.32 | X |
| 10/27/2020 | 138 | 193 | 1042561 | 26.39 | X |
| 10/27/2020 | 80 | 194 | 1042560 | 17.99 | X |
| 10/27/2020 | 83 | 195 | 1042570 | 17.61 | X |
| 10/27/2020 | 159 | 196 | 1042571 | 15.69 | X |
| 10/27/2020 | 163 | 197 | 1042572 | 27.02 | X |
| 10/27/2020 | 152 | 198 | 1042573 | 15.26 | X |
| 10/27/2020 | 162 | 199 | 1042574 | 12.25 | X |
| 10/27/2020 | 160 | 200 | 1042575 | 23.35 | X |
| 10/27/2020 | 148 | 201 | 1042576 | 19.66 | X |
| 10/27/2020 | 138 | 202 | 1042577 | 21.4 | X |
| 10/27/2020 | 80 | 203 | 1042578 | 17.99 | X |
| 10/27/2020 | 148 | 204 | 1042580 | 26.34 | X |
| 10/27/2020 | 159 | 205 | 1042581 | 21.14 | X |
| 10/27/2020 | 163 | 206 | 1042582 | 21.3 | X |
| 10/27/2020 | 160 | 207 | 1042583 | 23.81 | X |
| 10/27/2020 | 162 | 208 | 1042584 | 25.04 | X |
| 10/27/2020 | 152 | 209 | 1042585 | 28.95 | X |
| 10/27/2020 | 138 | 210 | 1042586 | 24.03 | X |
| 10/27/2020 | 148 | 211 | 1042587 | 29.6 | X |
| 10/27/2020 | 80 | 212 | 1042588 | 19.2 | X |
| 10/27/2020 | 83 | 213 | 1042589 | 19 | X |
| 10/27/2020 | 159 | 214 | 1042590 | 26.14 | X |
| 10/27/2020 | 163 | 215 | 1042591 | 27.96 | X |
| 10/27/2020 | 84 | 216 | 1042546 | 19.06 | X |
| 10/27/2020 | 84 | 217 | 1042545 | 18.83 | X |
| 10/27/2020 | 162 | 218 | 1042567 | 19.53 | X |
| 10/28/2020 | 83 | 219 | 1042592 | 18.61 | X |
| 10/28/2020 | 160 | 220 | 1042593 | 27.25 | X |
| 10/28/2020 | 160 | 221 | 1042594 | 27.11 | X |
| 10/28/2020 | 84 | 222 | 1042595 | 18.07 | X |

**Table 5**
**Summary of Soil Shipped to Republic Services**
**(October 7, 2020 - December 31, 2021)**

Colonial Pipeline Company
2020-L1-SR2448 Incident
Huntersville, North Carolina

| Date | Truck No. | Load No. | Manifest No. | Tons | Manifest Previously Provided |
|---|---|---|---|---|---|
| 10/28/2020 | 152 | 223 | 1042596 | 22.3 | X |
| 10/28/2020 | 80 | 224 | 1042597 | 19.45 | X |
| 10/28/2020 | 83 | 225 | 1042598 | 17.21 | X |
| 10/28/2020 | 148 | 226 | 1042599 | 26.88 | X |
| 10/28/2020 | 162 | 227 | 1042600 | 23.87 | X |
| 10/28/2020 | 163 | 228 | 1042601 | 26.78 | X |
| 10/28/2020 | 159 | 229 | 1042602 | 25.38 | X |
| 10/28/2020 | 160 | 230 | 1042603 | 24.73 | X |
| 10/28/2020 | 138 | 231 | 1042604 | 22.53 | X |
| 10/28/2020 | 80 | 232 | 1042605 | 18.57 | X |
| 10/28/2020 | 152 | 233 | 1042606 | 23.96 | X |
| 10/28/2020 | 84 | 234 | 1042607 | 19.48 | X |
| 10/29/2020 | 83 | 235 | 1042609 | 20.85 | X |
| 10/28/2020 | 162 | 236 | 1042610 | 20.04 | X |
| 10/28/2020 | 159 | 237 | 1042611 | 25.07 | X |
| 10/28/2020 | 163 | 238 | 1042612 | 23.46 | X |
| 10/29/2020 | 160 | 239 | 1042613 | 21.31 | X |
| 10/28/2020 | 138 | 240 | 1042614 | 22.8 | X |
| 10/29/2020 | 80 | 241 | 1042608 | 18.98 | X |
| 10/28/2020 | 82 | 242 | 1042616 | 1.93 | X |
| 12/1/2020 | D11 | 243 | 1042716 | 8.99 | X |
| 12/4/2020 | D10 | 244 | 1042719 | 18.13 | X |
| 12/7/2020 | D10 | 245 | 1042718 | 10.86 | X |
| 12/7/2020 | D10 | 246 | 1042717 | 20.31 | X |
| 12/8/2020 | D10 | 247 | 1042715 | 16.57 | X |
| 12/8/2020 | D10 | 248 | 1042714 | 18.27 | X |
| 12/9/2020 | D10 | 249 | 1042713 | 17.75 | X |
| 12/9/2020 | D10 | 250 | 1042712 | 16.03 | X |
| 12/15/2020 | D9 | 251 | 1042711 | 18.3 | X |
| 12/15/2020 | D10 | 252 | 1042710 | 15.67 | X |
| 12/28/2020 | BT21 | 253 | 1042709 | 16.15 | X |
| 12/28/2020 | BT10 | 254 | 1042708 | 17.13 | X |
| 12/28/2020 | BT16 | 255 | 1042707 | 15.99 | X |
| 12/28/2020 | D10 | 256 | 1042706 | 20.54 | X |
| 12/28/2020 | BT13 | 257 | 1042705 | 13.73 | X |
| 12/29/2020 | D11 | 258 | 1042704 | 18.02 | X |
| 12/29/2020 | KT10 | 259 | 1042703 | 12.93 | X |

**Table 5**
**Summary of Soil Shipped to Republic Services**
**(October 7, 2020 - December 31, 2021)**

Colonial Pipeline Company
2020-L1-SR2448 Incident
Huntersville, North Carolina

| Date | Truck No. | Load No. | Manifest No. | Tons | Manifest Previously Provided |
|---|---|---|---|---|---|
| 12/29/2020 | 2 | 260 | 1042702 | 14.71 | X |
| 12/29/2020 | BT11 | 261 | 1042701 | 13.49 | X |
| 12/29/2020 | D10 | 262 | 1042700 | 18.08 | X |
| 12/29/2020 | D11 | 263 | 1042699 | 16.5 | X |
| 12/29/2020 | 2 | 264 | 1042698 | 10.74 | X |
| 12/29/2020 | BT11 | 265 | 1042697 | 15.39 | X |
| 12/29/2020 | D10 | 266 | 1042696 | 21.92 | X |
| 12/29/2020 | KT10 | 267 | 1042695 | 13.95 | X |
| 12/29/2020 | D11 | 268 | 1042694 | 21.82 | X |
| 12/29/2020 | 2 | 269 | 1042693 | 14.59 | X |
| 12/29/2020 | BT11 | 270 | 1042692 | 14.15 | X |
| 12/29/2020 | KT10 | 271 | 1042691 | 11.87 | X |
| 12/29/2020 | BT16 | 272 | 1042690 | 18.83 | X |
| 12/29/2020 | D10 | 273 | 1042689 | 21.27 | X |
| 12/29/2020 | 2 | 274 | 1042688 | 13.89 | X |
| 12/29/2020 | 11 | 275 | 1042687 | 21.74 | X |
| 12/29/2020 | KT10 | 276 | 1042686 | 14.07 | X |
| 12/30/2020 | BT16 | 277 | 1042685 | 20.84 | X |
| 12/30/2020 | 2 | 278 | 1042684 | 20.55 | X |
| 12/30/2020 | D9 | 279 | 1042683 | 24.14 | X |
| 12/30/2020 | KT12 | 280 | 1042682 | 18.19 | X |
| 12/30/2020 | KT10 | 281 | 1042681 | 16.65 | X |
| 12/30/2020 | D10 | 282 | 1042680 | 23.35 | X |
| 12/30/2020 | D11 | 283 | 1042679 | 20.99 | X |
| 12/30/2020 | BT16 | 284 | 1042678 | 19.04 | X |
| 12/30/2020 | KT12 | 285 | 1042677 | 13.2 | X |
| 12/30/2020 | KT10 | 286 | 1042676 | 11.66 | X |
| 12/30/2020 | 2 | 287 | 1042675 | 13.89 | X |
| 12/30/2020 | 9 | 288 | 1042674 | 20.15 | X |
| 12/30/2020 | D11 | 289 | 1042673 | 18.64 | X |
| 12/30/2020 | BT16 | 290 | 1042672 | 21.59 | X |
| 12/30/2020 | D10 | 291 | 1042671 | 24.53 | X |
| 12/30/2020 | 2 | 292 | 1042670 | 15.86 | X |
| 12/30/2020 | D9 | 293 | 1042669 | 23.36 | X |
| 12/30/2020 | KT12 | 294 | 1042668 | 12.59 | X |
| 12/30/2020 | KT10 | 295 | 1042667 | 9.69 | X |
| 12/30/2020 | BT16 | 296 | 1042666 | 16.34 | X |

**Table 5**
**Summary of Soil Shipped to Republic Services**
**(October 7, 2020 - December 31, 2021)**

Colonial Pipeline Company
2020-L1-SR2448 Incident
Huntersville, North Carolina

| Date | Truck No. | Load No. | Manifest No. | Tons | Manifest Previously Provided |
|---|---|---|---|---|---|
| 12/30/2020 | 2 | 297 | 1042665 | 13.59 | X |
| 12/30/2020 | D9 | 298 | 1042664 | 20.03 | X |
| 12/30/2020 | D10 | 299 | 1042663 | 22.03 | X |
| 12/30/2020 | D11 | 300 | 1042662 | 19.31 | X |
| 12/30/2020 | D10 | 301 | 1042661 | 23.84 | X |
| 12/30/2020 | 2 | 302 | 1042660 | 14.77 | X |
| 12/30/2020 | KT12 | 303 | 1042659 | 16.1 | X |
| 1/4/2021 | BT16 | 304 | 1042658 | 16.82 | X |
| 1/4/2021 | D10 | 305 | 1042657 | 19.44 | X |
| 1/4/2021 | D11 | 306 | 1042656 | 19.72 | X |
| 1/4/2021 | KT10 | 307 | 1042655 | 10.66 | X |
| 1/4/2020 | KT11 | 308 | 1042654 | 16.17 | X |
| 1/4/2020 | D9 | 309 | 1042653 | 18.7 | X |
| 1/4/2021 | BT16 | 310 | 1042652 | 16.49 | X |
| 1/4/2021 | D10 | 311 | 1042651 | 16.61 | X |
| 1/4/2021 | -- | 312 | 1042650 | 17.59 | X |
| 1/4/2021 | -- | 313 | 1042649 | 16.52 | X |
| 1/5/2021 | 10 | 314 | 1042648 | 9.29 | X |
| 1/5/2021 | 2 | 315 | 1042647 | 15.68 | X |
| 1/5/2021 | BT17 | 316 | 1042646 | 22.03 | X |
| 1/5/2021 | BT13 | 317 | 1042645 | 18.95 | X |
| 1/5/2021 | D10 | 318 | 1042644 | 17.82 | X |
| 1/5/2021 | -- | 319 | 1042643 | 20.29 | X |
| 1/5/2021 | D11 | 320 | 1042642 | 23.23 | X |
| 1/5/2021 | 2 | 321 | 1042641 | 14.6 | X |
| 1/5/2021 | BT17 | 322 | 1042640 | 19.55 | X |
| 1/5/2021 | BT13 | 323 | 1042639 | 15.93 | X |
| 1/5/2021 | KT10 | 324 | 1042638 | 15.22 | X |
| 1/5/2021 | D11 | 325 | 1042637 | 12.39 | X |
| 1/5/2021 | 2 | 326 | 1042636 | 14.48 | X |
| 1/5/2021 | D10 | 327 | 1042635 | 10.74 | X |
| 1/5/2021 | D11 | 328 | 1042634 | 21.16 | X |
| 1/5/2021 | BT17 | 329 | 1042633 | 18.47 | X |
| 1/5/2021 | BT13 | 330 | 1042632 | 14.13 | X |
| 1/5/2021 | KT10 | 331 | 1042631 | 11.83 | X |
| 1/5/2021 | 2 | 332 | 1042630 | 13.84 | X |
| 1/6/2021 | D10 | 333 | 1042629 | 22.66 | X |

**Table 5**
**Summary of Soil Shipped to Republic Services**
**(October 7, 2020 - December 31, 2021)**

Colonial Pipeline Company
2020-L1-SR2448 Incident
Huntersville, North Carolina

| Date | Truck No. | Load No. | Manifest No. | Tons | Manifest Previously Provided |
|---|---|---|---|---|---|
| 1/6/2021 | BT9 | 334 | 1042628 | 14.21 | X |
| 1/6/2021 | D11 | 335 | 1042627 | 23.62 | X |
| 1/6/2021 | KT10 | 336 | 1042626 | 8.52 | X |
| 1/6/2021 | 2 | 337 | 1042625 | 13.34 | X |
| 1/6/2021 | BT19 | 338 | 1042624 | 11.17 | X |
| 1/6/2021 | BPD5 | 339 | 1042623 | 16.84 | X |
| 1/6/2021 | KT11 | 340 | 1042622 | 17.73 | X |
| 1/6/2021 | D11 | 341 | 1042621 | 21.52 | X |
| 1/6/2021 | BT9 | 342 | 1042722 | 16.39 | X |
| 1/6/2021 | BT19 | 343 | 1042723 | 21.74 | X |
| 1/7/2021 | KT10 | 344 | 1042724 | 13.94 | X |
| 1/7/2021 | KT10 | 345 | 1042725 | 14.62 | X |
| 1/7/2021 | KT12 | 346 | 1042726 | 12.39 | X |
| 1/7/2021 | BPD5 | 347 | 1042727 | 17.02 | X |
| 1/7/2021 | BT19 | 348 | 1042728 | 15.29 | X |
| 1/7/2021 | D11 | 349 | 1042729 | 17.38 | X |
| 1/7/2021 | D10 | 350 | 1042730 | 23.65 | X |
| 1/7/2021 | 2 | 351 | 1042731 | 13.53 | X |
| 1/7/2021 | BPD5 | 352 | 1042732 | 17.74 | X |
| 1/7/2021 | KT10 | 353 | 1042733 | 15.05 | X |
| 1/7/2021 | BT19 | 354 | 1042734 | 16.24 | X |
| 1/7/2021 | D11 | 355 | 1042735 | 15.15 | X |
| 1/7/2021 | D10 | 356 | 1042736 | 19.04 | X |
| 1/7/2021 | 2 | 357 | 1042737 | 13.75 | X |
| 1/7/2021 | KT10 | 358 | 1042738 | 12.09 | X |
| 1/7/2021 | KT12 | 359 | 1042739 | 14.06 | X |
| 1/7/2021 | BT19 | 360 | 1042740 | 15.63 | X |
| 1/7/2021 | BPD5 | 361 | 1042741 | 17.08 | X |
| 1/7/2021 | D11 | 362 | 1042742 | 19.1 | X |
| 1/7/2020 | D10 | 363 | 1042743 | 21.91 | X |
| 1/11/2021 | D9 | 364 | 1042744 | 21.5 | X |
| 1/11/2021 | KT12 | 365 | 1042745 | 10.82 | X |
| 1/11/2021 | KT10 | 366 | 1042746 | 10.56 | X |
| 1/11/2021 | D11 | 367 | 1042747 | 15.66 | X |
| 1/11/2021 | BT13 | 368 | 1042748 | 18.33 | X |
| 1/11/2021 | D10 | 369 | 1042749 | 20.7 | X |
| 1/11/2021 | BT19 | 370 | 1042750 | 14.83 | X |

**Table 5**
**Summary of Soil Shipped to Republic Services**
**(October 7, 2020 - December 31, 2021)**

Colonial Pipeline Company
2020-L1-SR2448 Incident
Huntersville, North Carolina

| Date | Truck No. | Load No. | Manifest No. | Tons | Manifest Previously Provided |
|---|---|---|---|---|---|
| 1/11/2021 | BT19 | 371 | 1042751 | 18.47 | X |
| 1/11/2021 | BT10 | 372 | 1042752 | 17.11 | X |
| 1/11/2021 | D11 | 373 | 1042753 | 22.73 | X |
| 1/11/2021 | D10 | 374 | 1042754 | 23.1 | X |
| 1/11/2021 | BT19 | 375 | 1042755 | 18.94 | X |
| 1/11/2021 | BT13 | 376 | 1042756 | 22.47 | X |
| 1/11/2021 | D9 | 377 | 1042757 | 21.75 | X |
| 1/11/2021 | BT9 | 378 | 1042758 | 13.9 | X |
| 1/11/2021 | BT10 | 379 | 1042759 | 18.24 | X |
| 1/11/2021 | D11 | 380 | 1042760 | 23.37 | X |
| 1/11/2021 | KT12 | 381 | 1042761 | 12.93 | X |
| 1/11/2021 | KT10 | 382 | 1042762 | 12.26 | X |
| 1/11/2021 | D10 | 383 | 1042763 | 18.35 | X |
| 1/11/2021 | BT13 | 384 | 1042764 | 21.29 | X |
| 1/11/2021 | BT19 | 385 | 1042765 | 16.45 | X |
| 1/11/2021 | D9 | 386 | 1042766 | 16.4 | X |
| 1/11/2021 | KT12 | 387 | 1042767 | 15.97 | X |
| 1/11/2021 | BT10 | 388 | 1042768 | 14.74 | X |
| 1/11/2021 | KT10 | 389 | 1042769 | 20.18 | X |
| 1/11/2021 | BT9 | 390 | 1042770 | 22.24 | X |
| 1/11/2021 | D10 | 391 | 1042771 | 13.66 | X |
| 1/11/2021 | KT12 | 392 | 1042772 | 13.66 | X |
| 1/12/2021 | D9 | 393 | 1042773 | 19.74 | X |
| 1/12/2021 | D11 | 394 | 1042774 | 18.7 | X |
| 1/12/2021 | KT10 | 395 | 1042775 | 12.27 | X |
| 1/12/2021 | D10 | 396 | 1042776 | 20.91 | X |
| 1/12/2021 | D9 | 397 | 1042777 | 20.9 | X |
| 1/12/2021 | D10 | 398 | 1042778 | 19.92 | X |
| 1/12/2021 | D10 | 399 | 1042779 | 20.7 | X |
| 1/12/2021 | KT10 | 400 | 1042780 | 12.11 | X |
| 1/12/2021 | D9 | 401 | 1042781 | 22.22 | X |
| 1/12/2021 | D10 | 402 | 1042782 | 21.13 | X |
| 1/12/2021 | KT10 | 403 | 1042783 | 11.51 | X |
| 1/12/2021 | D11 | 404 | 1042784 | 13.36 | X |
| 1/14/2021 | D9 | 405 | 1042785 | 19.56 | X |
| 1/14/2021 | D9 | 406 | 1042786 | 20.38 | X |
| 1/14/2021 | D11 | 407 | 1042787 | 19.11 | X |

**Table 5**
**Summary of Soil Shipped to Republic Services**
**(October 7, 2020 - December 31, 2021)**

Colonial Pipeline Company
2020-L1-SR2448 Incident
Huntersville, North Carolina

| Date | Truck No. | Load No. | Manifest No. | Tons | Manifest Previously Provided |
|---|---|---|---|---|---|
| 1/14/2021 | D10 | 408 | 1042788 | 20.06 | X |
| 1/14/2021 | D11 | 409 | 1042789 | 23.14 | X |
| 1/14/2021 | D9 | 410 | 1042790 | 19.92 | X |
| 1/14/2021 | D9 | 411 | 1042791 | 20.78 | X |
| 1/14/2021 | D9 | 412 | 1042792 | 19.3 | X |
| 1/14/2021 | D11 | 413 | 1042793 | 23.15 | X |
| 1/14/2021 | BT10 | 414 | 1042794 | 21.01 | X |
| 1/15/2021 | D10 | 415 | 1042795 | 20.98 | X |
| 1/15/2021 | BT9 | 416 | 1042796 | 17.74 | X |
| 1/15/2021 | D9 | 417 | 1042797 | 21.16 | X |
| 1/15/2021 | D11 | 418 | 1042798 | 20.85 | X |
| 1/15/2021 | D10 | 419 | 1042799 | 19.74 | X |
| 1/15/2021 | D11 | 420 | 1042800 | 22.07 | X |
| 1/15/2021 | D9 | 421 | 1042801 | 21.46 | X |
| 1/15/2021 | D10 | 422 | 1042802 | 18.59 | X |
| 1/15/2021 | D11 | 423 | 1042803 | 22.76 | X |
| 1/15/2021 | -- | 424 | 1042804 | 19.6 | X |
| 1/22/2021 | 163 | 425 | 1042822 | 26.58 | X |
| 1/22/2021 | 162 | 426 | 1042818 | 25.2 | X |
| 1/22/2021 | 148 | 427 | 1042819 | 31.13 | X |
| 1/22/2021 | 96 | 428 | 1042805 | 12.12 | X |
| 1/22/2021 | -- | 429 | 1042817 | 19.66 | X |
| 1/22/2021 | 138 | 430 | 1042821 | 19.66 | X |
| 1/29/2021 | -- | 431 | 1042822 | 20.06 | X |
| 1/29/2021 | -- | 432 | 1042824 | 17.5 | X |
| 2/2/2021 | 96 | 433 | 1042823 | 17.5 | X |
| 2/8/2021 | 96 | 434 | 1042826 | 18.68 | X |
| 2/15/2021 | 96 | 435 | 1042827 | 14.08 | X |
| 2/24/2021 | 82 | 436 | 1042828 | 21.27 | X |
| 3/9/2021 | 96 | 437 | 1042829 | 13.22 | X |
| 3/15/2021 | 82 | 438 | 1042830 | 10.78 | X |
| 4/23/2021 | 96 | 439 | 1042831 | 9.03 | X |
| 5/10/2021 | 82 | 440 | 1042832 | 10.59 | X |
| 6/2/2021 | 96 | 441 | 1042812 | 9.89 | X |
| 6/24/2021 | 96 | 442 | 1042833 | 13.99 | X |
| 7/28/2021 | 96 | 443 | 1042834 | 6.46 | X |
| 8/4/2021 | 96 | 444 | 1042835 | 14.38 | X |

**Table 5**
**Summary of Soil Shipped to Republic Services**
**(October 7, 2020 - December 31, 2021)**

Colonial Pipeline Company
2020-L1-SR2448 Incident
Huntersville, North Carolina

| Date | Truck No. | Load No. | Manifest No. | Tons | Manifest Previously Provided |
|---|---|---|---|---|---|
| 8/18/2021 | 82 | 445 | 1042836 | 10.59 | X |
| 9/2/2021 | 96 | 446 | 1042837 | 9.97 | X |
| 9/17/2021 | 96 | 447 | 1042838 | 13.95 | X |
| 9/17/2021 | 96 | 445 | 1042839 | 12.31 | X |
| 10/20/2021 | 96 | 450 | 1042868 | 16.44 | X |
| 10/20/2021 | 96 | 451 | 1042869 | 17.34 | X |
| 12/6/2021 | 82 | 452 | 1042866 | 18.72 | |
| 12/14/2021 | 82 | 453 | 1042864 | 8.43 | |
| 12/27/2021 | 82 | 454 | 1042863 | 8.56 | |
| **Total** | | | | **8,800** | |

SITE BFI/CMS LANDFILL 704-782-2004
5105 MOREHEAD RD CONCORD, NC 28025

CUSTOMER 100170
STAT INC
PO BOX 1443
LENOIR, NC 28645

Contract:50102012078
Generator:Colonial Pipeline Company

| | | | |
|---|---|---|---|
| SITE | Y6 | TICKET # | 1851060 |
| CELL | | | |
| WEIGHMASTER | Candie E. | | |
| DATE/TIME IN | 12/6/21 12:31 pm | DATE/TIME OUT | 12/6/21 12:31 pr |
| VEHICLE | stat82 | CONTAINER | |
| REFERENCE | 1042866 | | |
| BILL OF LADING | | | |

| | | | |
|---|---|---|---|
| SCALE IN | GROSS WEIGHT | 68,940 | NET TONS 18.72 |
| TARE OUT | TARE WEIGHT | 31,500 | NET WEIGHT 37,440 |

INBOUND
INVOICE

| QTY. | UNIT | DESCRIPTION | RATE | EXTENSION | TAX | TOTAL |
|---|---|---|---|---|---|---|
| 0.00 | YD | Tracking QTY | | | | |
| 18.72 | tn | SW-CONT SOIL-ALT DAILY Origin:MECKLENBURG 100% COVER | | | | |

HARD HATS AND SAFETY VEST ARE REQUIRED WHEN EXITING YOUR VEHICLE

WHILE IN THE LANDFILL. IF YOU DO NOT HAVE THESE ITEMS YOU MAY BORROW

A SET FROM THE SCALE HOUSE. THANK YOU.

| NET AMOUNT |
|---|
| |
| TENDERED |
| CHANGE |
| CHECK# |

The undersigned individual signing this document on behalf of Customer acknowledges that he or she has read and understands the terms and conditions on the reverse side and that he or she has the authority to sign this document on behalf of the customer.

RS-F042UPR (07/12)

SIGNATURE _____

REPUBLIC SERVICES

# NON-HAZARDOUS WASTE MANIFEST

1042866

Please print or type.

| 1. Generator's US EPA ID Number | Manifest Document Number | 2. Page 1 of |
|---|---|---|
| | | |

**GENERATOR**

| 3. Generator's Name and Mailing Address | 5. Generating Location (if different) |
|---|---|
| CPC<br>PO BOX 87<br>Paw Creek, NC 28213 | Colonial Pipeline Company<br>14108 Huntersville-Concord Rd.<br>Paw Creek, NC 28078 |
| 4. Phone ( ) | 6. Phone ( ) |

1851060

| 7. Transporter #1 Company Name | 8. US EPA ID Number | 9. Transporter #1's Phone |
|---|---|---|
| | | |
| 10. Transporter #2 Company Name | 11. US EPA ID Number | 12. Transporter #2's Phone |
| | | |
| 13. Designated T/S/D Facility Name and Site Address | 14. US EPA ID Number | 15. Facility's Phone |
| CMS Landfill 5105 Morehead Rd Concord, NC 28027 | 704-262-6371 | |

| 16. Waste Shipping Name and Description | 17. Republic Services Approval # and Exp. Date | 18. Containers No. | 18. Containers Type | 19. Total Quantity | 20. Unit Wt/Vol |
|---|---|---|---|---|---|
| a. contaminated soil 5010-20-12078 | ~~9/17/2021~~ | 01 | CM | | T |
| b. | | | | 37446 | |
| c. | | | | 18.72 | |

21. Additional Descriptions for Materials Listed Above

22. Special Handling Instructions and Additional Information

BBI: STAT 100170

23. **GENERATOR'S CERTIFICATION:** I hereby certify that the above named material is not a hazardous waste as defined by 40 CFR 261 or any applicable state law, has been properly described, classified and packaged, and is in proper condition for transportation according to applicable regulations; AND, if this waste is a treatment residue of a previously restricted hazardous waste subject to the Land Disposal Restrictions. I certify and warrant that the waste has been treated in accordance with the requirements of 40 CFR 268 and is no longer a hazardous waste as defined by 40 CFR 261.

| Printed/Typed Name | Signature | Month | Day | Year |
|---|---|---|---|---|
| Curtis Gunter As Agent for Adam Harris | [signature] | 12 | 6 | 21 |

**TRANSPORTER**

24. **Transporter #1:** Acknowledgement of Receipt of Materials

| Printed/Typed Name | Signature | Month | Day | Year |
|---|---|---|---|---|
| John Beah | [signature] | 12 | 6 | 21 |

25. **Transporter #2:** Acknowledgement of Receipt of Materials

| Printed/Typed Name | Signature | Month | Day | Year |
|---|---|---|---|---|
| | | | | |

**T/S/D FACILITY**

26. Discrepancy Indication Space

CMS LANDFILL 5105 MOREHEAD RD CONCORD, NC 28027 704-262-6371

27. **Facility Owner or Operator:** Certification of receipt of waste materials covered by this manifest (except as noted in Item 19)

| Printed/Typed Name | Signature | Month | Day | Year |
|---|---|---|---|---|
| [signature] | [signature] | 12 | 6 | 21 |

TRANSPORTER #2

REV 04/19

COM000033

RS-F15

SITE
BFI/CMS LANDFILL 704-782-2004
5105 MOREHEAD RD CONCORD, NC 28025

CUSTOMER 100170
STAT INC
PO BOX 1443
LENOIR, NC 28645

Contract:50102012078
Generator:Colonial Pipeline Company

| SITE | Y6 | TICKET # | 1852949 | CELL | |
|---|---|---|---|---|---|
| WEIGHMASTER | Keri A. | | | | |
| DATE/TIME IN | 12/14/21 8:27 am | DATE/TIME OUT | 12/14/21 8:42 a | | |
| VEHICLE | stat82 | CONTAINER | | | |
| REFERENCE | 1042864 | | | | |
| BILL OF LADING | | | | | |

SCALE IN GROSS WEIGHT 51,080 NET TONS 8.43
SCALE OUT TARE WEIGHT 34,220 NET WEIGHT 16,860

INBOUND
INVOICE

| QTY. | UNIT | DESCRIPTION | RATE | EXTENSION | TAX | TOTAL |
|---|---|---|---|---|---|---|
| 0.00 | YD | Tracking QTY | | | | |
| 8.43 | tn | SW-CONT SOIL-ALT DAILY COVER Origin:MECKLENBURG 100% | | | | |

HARD HATS AND SAFETY VEST ARE REQUIRED WHEN EXITING YOUR VEHICLE WHILE IN THE LANDFILL. IF YOU DO NOT HAVE THESE ITEMS YOU MAY BORROW A SET FROM THE SCALE HOUSE. THANK YOU.

NET AMOUNT
TENDERED
CHANGE
CHECK#

The undersigned individual signing this document on behalf of Customer acknowledges that he or she has read and understands the terms and conditions on the reverse side and that he or she has the authority to sign this document on behalf of the customer.

RS-F042UPR (04/19)

SIGNATURE _____

Std 82

REPUBLIC SERVICES

Please print or type.

# NON-HAZARDOUS WASTE MANIFEST

1042864

| 1. Generator's US EPA ID Number | Manifest Document Number | 2. Page 1 of |
|---|---|---|
| | | |

**GENERATOR**

3. Generator's Name and Mailing Address
CPC
PO BOX 87
Pow Creek, NC 28213
4. Phone ( )

5. Generating Location (if different)
Colonial Pipeline Company
1410[illegible] Huntersville-Concord Rd.
Pow Creek, NC 28078
6. Phone ( )

185 2749

| 7. Transporter #1 Company Name | 8. US EPA ID Number | 9. Transporter #1's Phone |
|---|---|---|
| | | |
| 10. Transporter #2 Company Name | 11. US EPA ID Number | 12. Transporter #2's Phone |
| | | |
| 13. Designated T/S/D Facility Name and Site Address<br>CMS Landfill 5105 Morehead Rd Concord, NC 28027 | 14. US EPA ID Number<br>704-262-6371 | 15. Facility's Phone |

| 16. Waste Shipping Name and Description | 17. Republic Services Approval # and Exp. Date | 18. Containers No. | 18. Containers Type | 19. Total Quantity | 20. Unit Wt/Vol |
|---|---|---|---|---|---|
| a. contaminated soil 5010-20-12078 | 9/17/2021 | | | | |
| b. | | | | 8.43 | |
| c. | | | | 16 | T 860 |

21. Additional Descriptions for Materials Listed Above

22. Special Handling Instructions and Additional Information
BR: STAT 190170

23. **GENERATOR'S CERTIFICATION:** I hereby certify that the above named material is not a hazardous waste as defined by 40 CFR 261 or any applicable state law, has been properly described, classified and packaged, and is in proper condition for transportation according to applicable regulations; AND, if this waste is a treatment residue of a previously restricted hazardous waste subject to the Land Disposal Restrictions. I certify and warrant that the waste has been treated in accordance with the requirements of 40 CFR 268 and is no longer a hazardous waste as defined by 40 CFR 261.

| Printed/Typed Name | Signature | Month | Day | Year |
|---|---|---|---|---|
| Curtis Carter as agent for Adam Harris | | 12 | 14 | 21 |

**TRANSPORTER**

24. **Transporter #1:** Acknowledgement of Receipt of Materials

| Printed/Typed Name | Signature | Month | Day | Year |
|---|---|---|---|---|
| Mike Roach | | 12 | 14 | 21 |

25. **Transporter #2:** Acknowledgement of Receipt of Materials

| Printed/Typed Name | Signature | Month | Day | Year |
|---|---|---|---|---|
| | | | | |

**T/S/D FACILITY**

26. Discrepancy Indication Space
CMS LANDFILL 5105 MOREHEAD RD CONCORD, NC 28027 704-262-6371

27. **Facility Owner or Operator:** Certification of receipt of waste materials covered by this manifest (except as noted in Item 19)

| Printed/Typed Name | Signature | Month | Day | Year |
|---|---|---|---|---|
| Kent | | 12 | 14 | 21 |

REV 04/19

TRANSPORTER #2

COM000033
RS-F15

SITE

BFI/CMS LANDFILL 704-782-2004
5105 MOREHEAD RD CONCORD, NC 28025

CUSTOMER

100170
STAT INC
PO BOX 1443
LENOIR, NC 28645

Contract:50102012078
Generator:Colonial Pipeline Company

| SITE | TICKET # | CELL |
|---|---|---|
| Y6 | 1855618 | |

WEIGHMASTER: Keri A.

DATE/TIME IN: 12/27/21 2:54 pm

DATE/TIME OUT: 12/27/21 3:22 p

VEHICLE: stat82

CONTAINER: r1520

REFERENCE: 1042863

BILL OF LADING

BOL# 1042863

| | | | | | |
|---|---|---|---|---|---|
| SCALE IN | GROSS WEIGHT | 53,060 | NET TONS | 8.56 | INBOUND |
| SCALE OUT | TARE WEIGHT | 35,940 | NET WEIGHT | 17,120 | INVOICE |

| QTY. | UNIT | DESCRIPTION | RATE | EXTENSION | TAX | TOTAL |
|---|---|---|---|---|---|---|
| 0.00 | YD | Tracking QTY | | | | |
| 8.56 | tn | SW-CONT SOIL-ALT DAILY Origin:MECKLENBURG 100% COVER | | | | |

HARD HATS AND SAFETY VEST ARE REQUIRED WHEN EXITING YOUR VEHICLE

WHILE IN THE LANDFILL. IF YOU DO NOT HAVE THESE ITEMS YOU MAY BORROW

A SET FROM THE SCALE HOUSE. THANK YOU.

The undersigned individual signing this document on behalf of Customer acknowledges that he or she has read and understands the terms and conditions on the reverse side and that he or she has the authority to sign this document on behalf of the customer.

NET AMOUNT

TENDERED

CHANGE

CHECK#

RS-F042UPR (04/19)

SIGNATURE _____

Scanned with CamScanner

REPUBLIC SERVICES

Please print or type.

# NON-HAZARDOUS WASTE MANIFEST

1042863

| 1. Generator's US EPA ID Number | Manifest Document Number | 2. Page 1 of |
|---|---|---|
| | | |

**GENERATOR**

| 3. Generator's Name and Mailing Address | 5. Generating Location (if different) |
|---|---|
| CPC<br>PO BOX 87<br>Paw Creek, NC 28213<br>4. Phone ( ) | Colonial Pipeline Company<br>14190 Huntersville-Concord Rd.<br>Paw Creek, NC 28076<br>6. Phone ( ) 1855618 |

| 7. Transporter #1 Company Name | 8. US EPA ID Number | 9. Transporter #1's Phone |
|---|---|---|
| | | |

| 10. Transporter #2 Company Name | 11. US EPA ID Number | 12. Transporter #2's Phone |
|---|---|---|
| | | |

| 13. Designated T/S/D Facility Name and Site Address | 14. US EPA ID Number | 15. Facility's Phone |
|---|---|---|
| CMS Landfill 5105 Morehead Rd Concord, NC 28027 | 704-262-6371 | |

| 16. Waste Shipping Name and Description | 17. Republic Services Approval # and Exp. Date | 18. Containers No. | 18. Containers Type | 19. Total Quantity | 20. Unit Wt/Vol |
|---|---|---|---|---|---|
| a. contaminated soil 5310-20-12078 | 5/17/2021 | | | 8 | TO |
| b. | | | | 17 | 120 |
| c. | | | | | |

21. Additional Descriptions for Materials Listed Above

22. Special Handling Instructions and Additional Information

ERG: STAT 160170

23. **GENERATOR'S CERTIFICATION:** I hereby certify that the above named material is not a hazardous waste as defined by 40 CFR 261 or any applicable state law, has been properly described, classified and packaged, and is in proper condition for transportation according to applicable regulations; AND, if this waste is a treatment residue of a previously restricted hazardous waste subject to the Land Disposal Restrictions. I certify and warrant that the waste has been treated in accordance with the requirements of 40 CFR 268 and is no longer a hazardous waste as defined by 40 CFR 261.

| Printed/Typed Name | Signature | Month | Day | Year |
|---|---|---|---|---|
| Colonial Pipeline/Kim Meyer For Adam Harris | | 12 | 27 | 21 |

**TRANSPORTER**

24. **Transporter #1:** Acknowledgement of Receipt of Materials

| Printed/Typed Name | Signature | Month | Day | Year |
|---|---|---|---|---|
| Jovel Hinds | | 12 | 27 | 21 |

25. **Transporter #2:** Acknowledgement of Receipt of Materials

| Printed/Typed Name | Signature | Month | Day | Year |
|---|---|---|---|---|
| | | | | |

**T/S/D FACILITY**

26. Discrepancy Indication Space

CMS LANDFILL 5105 MOREHEAD RD CONCORD, NC 28027 704-262-6371

27. **Facility Owner or Operator:** Certification of receipt of waste materials covered by this manifest (except as noted in Item 19)

| Printed/Typed Name | Signature | Month | Day | Year |
|---|---|---|---|---|
| Keri | | 12 | 27 | 21 |

TRANSPORTER #2

**Table 6**
**Summary of Liquids Shipped to**
**Aaron Oil**
**(September 12, 2020 - December 31, 2021)**

Colonial Pipeline Company
2020-L1-SR2448
Huntersville, North Carolina

| Date | Gallons | Bill of Lading No. | Manifest Previously Received |
|---|---|---|---|
| 9/12/2020 | 5,191 | 154376 | X |
| 9/17/2020 | 3,497 | 154379 | X |
| 9/25/2020 | 4,911 | 154378 | X |
| 9/30/2020 | 5,333 | 155096 | X |
| 10/4/2020 | 2,450 | 154501 | X |
| 10/5/2020 | 4,873 | 154502 | X |
| 10/21/2020 | 5,200 | 147321 | X |
| 10/29/2020 | 5,000 | 155094 | X |
| 11/2/2020 | 5,363 | 154503 | X |
| 11/3/2020 | 5,500 | 154387 | X |
| 11/5/2021 | 5,300 | 155097 | X |
| 11/5/2020 | 4,755 | 155166 | X |
| 11/7/2020 | 5,000 | 155167 | X |
| 11/9/2021 | 5,500 | 155098 | X |
| 11/9/2020 | 5,000 | 155168 | X |
| 11/11/2020 | 5,000 | 155169 | X |
| 11/12/2021 | 5,000 | 155099 | X |
| 11/14/2020 | 5,000 | 155171 | X |
| 11/17/2020 | 5,224 | 155170 | X |
| 11/19/2020 | 5,286 | 155173 | X |
| 12/1/2020 | 5,130 | 155175 | X |
| 12/1/2020 | 5,500 | 154382 | X |
| 12/23/2020 | 5,191 | 155174 | X |
| 1/12/2021 | 2,500 | 155661 | X |
| 1/19/2021 | 5,000 | 155665 | X |
| 1/20/2021 | 5,000 | 155666 | X |
| 1/20/2021 | 5,400 | 155667 | X |
| 1/21/2021 | 5,000 | 155672 | X |
| 1/25/2021 | 5,500 | 155172 | X |
| 1/25/2021 | 5,254 | 155670 | X |
| 1/26/2021 | 4,050 | 155671 | X |
| 2/2/2021 | 5,000 | 155668 | X |
| 2/10/2020 | 5,000 | 155669 | X |
| 2/17/2021 | 7,700 | 155304 | X |
| 2/19/2021 | 5,000 | 155305 | X |
| 2/23/2021 | 5,000 | 155311 | X |
| 3/10/2021 | 2,500 | 155309 | X |
| 3/22/2021 | 2,800 | 155316 | X |
| 4/29/2021 | 2,700 | 155315 | X |

**Table 6**
**Summary of Liquids Shipped to**
**Aaron Oil**
**(September 12, 2020 - December 31, 2021)**

Colonial Pipeline Company
2020-L1-SR2448
Huntersville, North Carolina

| Date | Gallons | Bill of Lading No. | Manifest Previously Received |
|---|---|---|---|
| 9/24/2021 | 1,000 | 155319 | X |
| 9/28/2021 | 3,500 | 155320 | X |
| 9/30/2021 | 750 | 155321 | X |
| **Total** | **192,858** | | |

**Table 7**
**Summary of Liquids Shipped to MEI**
**(March 24, 2021 - December 31, 2021)**

Colonial Pipeline Company
2020-L1-SR2448
Huntersville, North Carolina

| Date | Gallons | Manifest No. | Manifest Previously Provided |
|---|---|---|---|
| 3/24/2021 | 5,348 | 1 | X |
| 3/26/2021 | 5,538 | 5 | X |
| 3/26/2021 | 5,476 | 6 | X |
| 3/27/2021 | 5,481 | 7 | X |
| 3/27/2021 | 5,417 | 8 | X |
| 3/27/2021 | 5,538 | 9 | X |
| 3/29/2021 | 5,449 | 12 | X |
| 3/29/2021 | 5,480 | 13 | X |
| 3/29/2021 | 5,417 | 14 | X |
| 3/30/2021 | 5,480 | 15 | X |
| 3/30/2021 | 5,417 | 16 | X |
| 3/31/2021 | 5,417 | 17 | X |
| 3/31/2021 | 5,417 | 18 | X |
| 3/31/2021 | 5,417 | 19 | X |
| 4/1/2021 | 5,417 | 20 | X |
| 4/2/2021 | 5,417 | 21 | X |
| 4/3/2021 | 5,417 | 22 | X |
| 4/3/2021 | 5,482 | 23 | X |
| 4/5/2021 | 5,417 | 24 | X |
| 4/5/2021 | 5,417 | 25 | X |
| 4/5/2021 | 5,417 | 26 | X |
| 4/5/2021 | 5,417 | 27 | X |
| 4/5/2021 | 5,348 | 28 | X |
| 4/6/2021 | 5,417 | 29 | X |
| 4/6/2021 | 5,147 | 30 | X |
| 4/6/2021 | 5,417 | 31 | X |
| 4/7/2021 | 5,417 | 32 | X |
| 4/8/2021 | 5,417 | 33 | X |
| 4/8/2021 | 5,417 | 34 | X |
| 4/9/2021 | 5,195 | 35 | X |
| 4/9/2021 | 5,417 | 36 | X |
| 4/9/2021 | 5,417 | 37 | X |
| 4/9/2021 | 5,417 | 38 | X |
| 4/10/2021 | 5,417 | 39 | X |
| 4/10/2021 | 5,417 | 40 | X |
| 4/12/2021 | 5,417 | 41 | X |
| 4/12/2021 | 5,417 | 42 | X |
| 4/12/2021 | 5,417 | 43 | X |

**Table 7**
**Summary of Liquids Shipped to MEI**
**(March 24, 2021 - December 31, 2021)**

Colonial Pipeline Company
2020-L1-SR2448
Huntersville, North Carolina

| | | | |
|---|---|---|---|
| 4/12/2021 | 5,417 | 44 | X |
| 4/13/2021 | 5,417 | 45 | X |
| 4/13/2021 | 5,417 | 46 | X |
| 4/13/2021 | 5,023 | 47 | X |
| 4/14/2021 | 5,417 | 48 | X |
| 4/14/2021 | 5,417 | 49 | X |
| 4/15/2021 | 5,417 | 50 | X |
| 4/15/2021 | 5,417 | 51 | X |
| 4/15/2021 | 5,417 | 52 | X |
| 4/16/2021 | 5,417 | 53 | X |
| 4/16/2021 | 5,417 | 54 | X |
| 4/17/2021 | 5,412 | 55 | X |
| 4/17/2021 | 5,410 | 56 | X |
| 4/17/2021 | 5,417 | 57 | X |
| 4/19/2021 | 5,417 | 58 | X |
| 4/19/2021 | 5,348 | 59 | X |
| 4/19/2021 | 5,417 | 60 | X |
| 4/19/2021 | 5,417 | 61 | X |
| 4/20/2021 | 5,417 | 62 | X |
| 4/20/2021 | 5,417 | 63 | X |
| 4/21/2021 | 5,417 | 64 | X |
| 4/21/2021 | 5,481 | 65 | X |
| 4/21/2021 | 3,000 | 66 | X |
| 4/21/2021 | 5,417 | 67 | X |
| 4/21/2021 | 5,417 | 68 | X |
| 4/22/2021 | 5,417 | 69 | X |
| 4/22/2021 | 5,417 | 70 | X |
| 4/22/2021 | 5,417 | 71 | X |
| 4/22/2021 | 5,417 | 72 | X |
| 4/23/2021 | 5,481 | 73 | X |
| 4/23/2021 | 5,417 | 74 | X |
| **Total** | **370,967** | | |

**Table 8**
**Summary of Liquids Shipped to HCC**
**(March 24, 2021 - December 31, 2021)**

Colonial Pipeline Company
2020-L1-SR2448
Huntersville, North Carolina

| Date | Gallons | Manifest No. | Manifest Previously Provided |
|---|---|---|---|
| 3/24/2021 | 5,111 | 2 | X |
| 3/25/2021 | 5,417 | 3 | X |
| 3/25/2021 | 4,977 | 4 | X |
| 3/29/2021 | 5,417 | 11 | X |
| **Total** | **20,922** | | |

**Table 9**
**Summary of Liquids Removed by Covanta**
**(April 23, 2021 - December 31, 2021)**

Colonial Pipeline Company
2020-L1-SR2448
Huntersville, North Carolina

| Date | Truck No. | Gallons | Manifest No. | Manifest Previously Provided |
|---|---|---|---|---|
| 4/23/2021 | -- | 5,024 | 139108 | X |
| 4/23/2021 | -- | 5,259 | 139105 | X |
| 4/24/2021 | -- | 5,125 | 139159 | X |
| 4/24/2021 | -- | 5,076 | 139115 | X |
| 4/24/2021 | -- | 5,125 | 139150 | X |
| 4/24/2021 | -- | 5,022 | 139149 | X |
| 4/26/2021 | -- | 4,964 | 139157 | X |
| 4/26/2021 | -- | 5,010 | 139158 | X |
| 4/26/2021 | -- | 5,020 | 139160 | X |
| 4/26/2021 | -- | 5,084 | 139156 | X |
| 4/26/2021 | -- | 5,029 | 139154 | X |
| 4/27/2021 | -- | 5,024 | 139179 | X |
| 4/27/2021 | -- | 5,180 | 139182 | X |
| 4/27/2021 | -- | 5,122 | 139180 | X |
| 4/27/2021 | -- | 4,847 | 139183 | X |
| 4/28/2021 | -- | 5,173 | 139192 | X |
| 4/28/2021 | -- | 5,129 | 139188 | X |
| 4/28/2021 | -- | 5,175 | 139151 | X |
| 4/28/2021 | -- | 5,300 | 139193 | X |
| 4/28/2021 | -- | 4,664 | 139200 | X |
| 5/1/2021 | -- | 5,156 | 139218 | X |
| 5/1/2021 | -- | 5,141 | 139256 | X |
| 5/1/2021 | -- | 4,832 | 139260 | X |
| 5/1/2021 | -- | 5,118 | 139257 | X |
| 5/2/2021 | -- | 5,050 | 139261 | X |
| 5/2/2021 | -- | 5,300 | 139259 | X |
| 5/3/2021 | -- | 5,209 | 139264 | X |
| 5/3/2021 | -- | 5,000 | 139266 | X |
| 5/3/2021 | -- | 5,213 | 139265 | X |
| 5/3/2021 | -- | 4,456 | 139267 | X |
| 5/4/2021 | -- | 5,055 | 139243 | X |
| 5/4/2021 | -- | 5,048 | 139241 | X |
| 5/4/2021 | -- | 4,412 | 139240 | X |
| 5/4/2021 | -- | 5,036 | 139242 | X |
| 5/5/2021 | -- | 5,041 | 139308 | X |
| 5/5/2021 | -- | 5,141 | 139219 | X |
| 5/5/2021 | -- | 5,029 | 139310 | X |
| 5/5/2021 | -- | 5,096 | 139309 | X |

**Table 9**
**Summary of Liquids Removed by Covanta**
**(April 23, 2021 - December 31, 2021)**

Colonial Pipeline Company
2020-L1-SR2448
Huntersville, North Carolina

| | | | | |
|---|---|---|---|---|
| 5/6/2021 | -- | 4,854 | 139277 | X |
| 5/6/2021 | -- | 5,022 | 139281 | X |
| 5/6/2021 | -- | 4,894 | 139278 | X |
| 5/6/2021 | -- | 4,981 | 139282 | X |
| 5/7/2021 | -- | 4,993 | 139351 | X |
| 5/7/2021 | -- | 4,993 | 139354 | X |
| 5/7/2021 | -- | 5,000 | 139350 | X |
| 5/7/2021 | -- | 3,552 | 139356 | X |
| 5/8/2021 | -- | 4,964 | 139326 | X |
| 5/8/2021 | -- | 5,074 | 139328 | X |
| 5/8/2021 | -- | 5,026 | 139325 | X |
| 5/8/2021 | -- | 4,995 | 139323 | X |
| 5/9/2021 | -- | 4,857 | 139324 | X |
| 5/10/2021 | -- | 4,926 | 139331 | X |
| 5/10/2021 | -- | 4,993 | 139333 | X |
| 5/10/2021 | -- | 4,993 | 139332 | X |
| 5/10/2021 | -- | 4,832 | 139330 | X |
| 5/11/2021 | -- | 5,062 | 139235 | X |
| 5/11/2021 | -- | 4,842 | 139233 | X |
| 5/11/2021 | -- | 4,966 | 139274 | X |
| 5/11/2021 | -- | 5,072 | 139234 | X |
| 5/12/2021 | -- | 5,082 | 139371 | X |
| 5/12/2021 | -- | 5,022 | 139377 | X |
| 5/12/2021 | -- | 4,175 | 139370 | X |
| 5/12/2021 | -- | 4,899 | 139367 | X |
| 5/14/2021 | -- | 5,125 | 139393 | X |
| 5/14/2021 | -- | 5,125 | 139394 | X |
| 5/15/2021 | -- | 5,019 | 138935 | X |
| 5/15/2021 | -- | 5,125 | 138936 | X |
| 5/16/2021 | -- | 5,125 | 138937 | X |
| 5/17/2021 | -- | 5,125 | 138940 | X |
| 5/17/2021 | -- | 5,076 | 138923 | X |
| 5/17/2021 | -- | 5,125 | 138924 | X |
| 5/17/2021 | -- | 5,076 | 138925 | X |
| 5/17/2021 | -- | 5,019 | 138932 | X |
| 5/18/2021 | -- | 5,019 | 138934 | X |
| 5/18/2021 | -- | 5,076 | 138958 | X |
| 5/18/2021 | -- | 5,019 | 138931 | X |
| 5/18/2021 | -- | 5,076 | 138957 | X |
| 5/18/2021 | -- | 5,125 | 138960 | X |
| 5/18/2021 | -- | 5,125 | 138959 | X |

**Table 9**
**Summary of Liquids Removed by Covanta**
**(April 23, 2021 - December 31, 2021)**

Colonial Pipeline Company
2020-L1-SR2448
Huntersville, North Carolina

| | | | | |
|---|---|---|---|---|
| 5/19/2021 | -- | 5,125 | 138979 | X |
| 5/19/2021 | -- | 5,076 | 138978 | X |
| 5/19/2021 | -- | 5,025 | 138980 | X |
| 5/19/2021 | -- | 5,076 | 138977 | X |
| 5/20/2021 | -- | 5,125 | 138996 | X |
| 5/20/2021 | -- | 5,076 | 138993 | X |
| 5/20/2021 | -- | 5,076 | 139000 | X |
| 5/20/2021 | -- | 5,125 | 138995 | X |
| 5/21/2021 | -- | 5,125 | 151861 | X |
| 5/21/2021 | -- | 5,125 | 151863 | X |
| 5/21/2021 | -- | 3,727 | 151874 | X |
| 5/21/2021 | -- | 5,076 | 151862 | X |
| 5/21/2021 | -- | 5,019 | 151875 | X |
| 5/21/2021 | -- | 5,076 | 138994 | X |
| 5/22/2021 | -- | 4,800 | 139413 | X |
| 5/22/2021 | -- | 5,076 | 151879 | X |
| 5/22/2021 | -- | 5,010 | 151880 | X |
| 5/22/2021 | -- | 5,019 | 151883 | X |
| 5/23/2021 | -- | 5,019 | 151882 | X |
| 5/24/2021 | -- | 5,019 | 151886 | X |
| 5/24/2021 | -- | 5,076 | 139410 | X |
| 5/24/2021 | -- | 5,076 | 151885 | X |
| 5/24/2021 | -- | 4,570 | 139411 | X |
| 5/24/2021 | -- | 5,010 | 151884 | X |
| 5/25/2021 | -- | 5,076 | 139424 | X |
| 5/25/2021 | -- | 5,125 | 151881 | X |
| 5/25/2021 | -- | 5,076 | 139454 | X |
| 5/25/2021 | -- | 5,125 | 139425 | X |
| 5/27/2021 | -- | 5,125 | 139437 | X |
| 5/27/2021 | -- | 5,076 | 139439 | X |
| 5/28/2021 | -- | 5,125 | 139436 | X |
| 5/28/2021 | -- | 5,076 | 139465 | X |
| 5/28/2021 | -- | 5,125 | 139464 | X |
| 5/28/2021 | -- | 5,076 | 139438 | X |
| 5/29/2021 | -- | 5,082 | 139474 | X |
| 5/29/2021 | -- | 5,000 | 139479 | X |
| 5/29/2021 | -- | 5,000 | 139476 | X |
| 5/29/2021 | -- | 5,082 | 139477 | X |
| 5/30/2021 | -- | 5,125 | 139481 | X |
| 5/30/2021 | -- | 4,799 | 139480 | X |
| 5/31/2021 | -- | 5,125 | 139482 | X |

**Table 9**
**Summary of Liquids Removed by Covanta**
**(April 23, 2021 - December 31, 2021)**

Colonial Pipeline Company
2020-L1-SR2448
Huntersville, North Carolina

| | | | | |
|---|---|---|---|---|
| 5/31/2021 | -- | 5,125 | 139483 | X |
| 5/31/2021 | -- | 5,076 | 139486 | X |
| 5/31/2021 | -- | 5,125 | 139431 | X |
| 5/31/2021 | -- | 5,124 | 139430 | X |
| 6/1/2021 | -- | 5,125 | 139429 | X |
| 6/1/2021 | -- | 5,076 | 139487 | X |
| 6/1/2021 | -- | 5,076 | 139489 | X |
| 6/1/2021 | -- | 4,355 | 139488 | X |
| 6/2/2021 | -- | 5,076 | 139533 | X |
| 6/2/2021 | -- | 5,125 | 139508 | X |
| 6/2/2021 | -- | 5,076 | 139507 | X |
| 6/2/2021 | -- | 4,870 | 139534 | X |
| 6/3/2021 | -- | 5,125 | 139518 | X |
| 6/3/2021 | -- | 4,863 | 139516 | X |
| 6/3/2021 | -- | 5,125 | 139521 | X |
| 6/3/2021 | -- | 5,076 | 139519 | X |
| 6/4/2021 | -- | 5,076 | 139504 | X |
| 6/4/2021 | -- | 3,973 | 139501 | X |
| 6/4/2021 | -- | 5,076 | 139503 | X |
| 6/4/2021 | -- | 5,125 | 139502 | X |
| 6/5/2021 | -- | 5,125 | 139550 | X |
| 6/5/2021 | -- | 5,010 | 139553 | X |
| 6/5/2021 | -- | 4,863 | 139549 | X |
| 6/5/2021 | -- | 5,125 | 139551 | X |
| 6/6/2021 | -- | 5,019 | 139548 | X |
| 6/6/2021 | -- | 5,019 | 139547 | X |
| 6/7/2021 | -- | 5,076 | 139543 | X |
| 6/7/2021 | -- | 5,125 | 139541 | X |
| 6/7/2021 | -- | 5,076 | 139562 | X |
| 6/7/2021 | -- | 5,125 | 139542 | X |
| 6/8/2021 | -- | 5,076 | 139579 | X |
| 6/8/2021 | -- | 5,125 | 139577 | X |
| 6/8/2021 | -- | 5,125 | 139576 | X |
| 6/8/2021 | -- | 5,076 | 139578 | X |
| 6/10/2021 | -- | 5,076 | 139825 | X |
| 6/10/2021 | -- | 4,725 | 139824 | X |
| 6/10/2021 | -- | 5,125 | 139823 | X |
| 6/11/2021 | -- | 5,076 | 139627 | X |
| 6/11/2021 | -- | 5,076 | 139628 | X |
| 6/11/2021 | -- | 5,125 | 139822 | X |
| 6/11/2021 | -- | 5,125 | 139900 | X |

**Table 9**
**Summary of Liquids Removed by Covanta**
**(April 23, 2021 - December 31, 2021)**

Colonial Pipeline Company
2020-L1-SR2448
Huntersville, North Carolina

| | | | | |
|---|---|---|---|---|
| 6/12/2021 | -- | 5,010 | 139896 | X |
| 6/12/2021 | -- | 5,000 | 139893 | X |
| 6/12/2021 | -- | 5,076 | 139898 | X |
| 6/12/2021 | -- | 5,000 | 139895 | X |
| 6/13/2021 | -- | 5,124 | 139891 | X |
| 6/13/2021 | -- | 5,125 | 139892 | X |
| 6/14/2021 | -- | 5,076 | 139884 | X |
| 6/14/2021 | -- | 5,125 | 139881 | X |
| 6/14/2021 | -- | 5,076 | 139882 | X |
| 6/14/2021 | -- | 5,100 | 139897 | X |
| 6/14/2021 | -- | 4,775 | 139814 | X |
| 6/15/2021 | -- | 5,076 | 139809 | X |
| 6/15/2021 | -- | 5,125 | 139646 | X |
| 6/15/2021 | -- | 4,526 | 139644 | X |
| 6/16/2021 | -- | 5,125 | 139640 | X |
| 6/16/2021 | -- | 5,076 | 139638 | X |
| 6/16/2021 | -- | 5,125 | 139641 | X |
| 6/17/2021 | -- | 5,125 | 139613 | X |
| 6/17/2021 | -- | 5,076 | 139807 | X |
| 6/17/2021 | -- | 5,125 | 139621 | X |
| 6/17/2021 | -- | 5,076 | 139808 | X |
| 6/18/2021 | -- | 5,076 | 139639 | X |
| 6/18/2021 | -- | 5,125 | 139688 | X |
| 6/18/2021 | -- | 4,600 | 139689 | X |
| 6/18/2021 | -- | 5,076 | 139690 | X |
| 6/19/2021 | -- | 5,125 | 139710 | X |
| 6/19/2021 | -- | 4,411 | 139679 | X |
| 6/19/2021 | -- | 5,000 | 139681 | X |
| 6/20/2021 | -- | 5,019 | 139709 | X |
| 6/20/2021 | -- | 5,019 | 139708 | X |
| 6/21/2021 | -- | 5,076 | 139707 | X |
| 6/21/2021 | -- | 5,125 | 139705 | X |
| 6/21/2021 | -- | 5,200 | 139706 | X |
| 6/22/2021 | -- | 5,076 | 139727 | X |
| 6/22/2021 | -- | 5,125 | 139726 | X |
| 6/22/2021 | -- | 5,125 | 139729 | X |
| 6/22/2021 | -- | 5,076 | 139724 | X |
| 6/23/2021 | -- | 5,076 | 139787 | X |
| 6/23/2021 | -- | 5,125 | 139789 | X |
| 6/23/2021 | -- | 5,076 | 139788 | X |
| 6/23/2021 | -- | 5,125 | 139790 | X |

**Table 9**
**Summary of Liquids Removed by Covanta**
**(April 23, 2021 - December 31, 2021)**

Colonial Pipeline Company
2020-L1-SR2448
Huntersville, North Carolina

| | | | | |
|---|---|---|---|---|
| 6/24/2021 | -- | 5,125 | 139802 | X |
| 6/24/2021 | -- | 5,076 | 139800 | X |
| 6/24/2021 | -- | 5,125 | 139803 | X |
| 6/24/2021 | -- | 5,076 | 139801 | X |
| 6/25/2021 | -- | 5,125 | 138380 | X |
| 6/25/2021 | -- | 5,076 | 138379 | X |
| 6/25/2021 | -- | 5,125 | 138381 | X |
| 6/25/2021 | -- | 5,076 | 138378 | X |
| 6/25/2021 | -- | 5,125 | 138385 | X |
| 6/26/2021 | -- | 5,000 | 138391 | X |
| 6/26/2021 | -- | 5,076 | 138390 | X |
| 6/26/2021 | -- | 5,000 | 138393 | X |
| 6/26/2021 | -- | 5,000 | 138392 | X |
| 6/27/2021 | -- | 5,125 | 138395 | X |
| 6/27/2021 | -- | 5,125 | 138396 | X |
| 6/28/2021 | -- | 5,076 | 139806 | X |
| 6/28/2021 | -- | 5,076 | 138366 | X |
| 6/28/2021 | -- | 5,125 | 138365 | X |
| 6/28/2021 | -- | 5,125 | 138364 | X |
| 6/28/2021 | -- | 5,000 | 138394 | X |
| 6/29/2021 | -- | 5,125 | 138324 | X |
| 6/29/2021 | -- | 5,076 | 138322 | X |
| 6/29/2021 | -- | 5,200 | 138323 | X |
| 6/29/2021 | -- | 5,125 | 138325 | X |
| 6/30/2021 | -- | 5,125 | 138341 | X |
| 6/30/2021 | -- | 5,076 | 138339 | X |
| 6/30/2021 | -- | 5,076 | 138340 | X |
| 6/30/2021 | -- | 5,125 | 138342 | X |
| 7/2/2021 | -- | 5,076 | 138331 | X |
| 7/2/2021 | -- | 5,125 | 139784 | X |
| 7/2/2021 | -- | 5,200 | 138332 | X |
| 7/3/2021 | -- | 5,120 | 138244 | X |
| 7/3/2021 | -- | 5,125 | 138247 | X |
| 7/3/2021 | -- | 5,120 | 138242 | X |
| 7/4/2021 | -- | 5,125 | 138240 | X |
| 7/4/2021 | -- | 5,125 | 138243 | X |
| 7/5/2021 | -- | 5,076 | 138239 | X |
| 7/5/2021 | -- | 5,125 | 138236 | X |
| 7/5/2021 | -- | 5,000 | 138237 | X |
| 7/5/2021 | -- | 5,125 | 138238 | X |
| 7/5/2021 | -- | 5,076 | 138241 | X |

**Table 9**
**Summary of Liquids Removed by Covanta**
**(April 23, 2021 - December 31, 2021)**

Colonial Pipeline Company
2020-L1-SR2448
Huntersville, North Carolina

| | | | | |
|---|---|---|---|---|
| 7/6/2021 | -- | 5,125 | 138235 | X |
| 7/6/2021 | -- | 5,076 | 138234 | X |
| 7/6/2021 | -- | 5,076 | 138203 | X |
| 7/6/2021 | -- | 5,125 | 138233 | X |
| 7/7/2021 | -- | 5,076 | 138205 | X |
| 7/7/2021 | -- | 5,125 | 138207 | X |
| 7/7/2021 | -- | 4,900 | 138204 | X |
| 7/7/2021 | -- | 4,725 | 138206 | X |
| 7/8/2021 | -- | 5,125 | 138219 | X |
| 7/8/2021 | -- | 5,125 | 138222 | X |
| 7/8/2021 | -- | 5,125 | 138217 | X |
| 7/8/2021 | -- | 5,125 | 138218 | X |
| 7/9/2021 | -- | 5,125 | 138224 | X |
| 7/9/2021 | -- | 5,076 | 138229 | X |
| 7/9/2021 | -- | 5,125 | 138228 | X |
| 7/9/2021 | -- | 4,960 | 138198 | X |
| 7/10/2021 | -- | 5,125 | 138133 | X |
| 7/10/2021 | -- | 5,125 | 138118 | X |
| 7/10/2021 | -- | 5,000 | 138134 | X |
| 7/10/2021 | -- | 5,125 | 138132 | X |
| 7/11/2021 | -- | 5,124 | 138136 | X |
| 7/11/2021 | -- | 5,125 | 138135 | X |
| 7/12/2021 | -- | 5,125 | 138148 | X |
| 7/12/2021 | -- | 5,019 | 138147 | X |
| 7/12/2021 | -- | 5,125 | 138146 | X |
| 7/12/2021 | -- | 5,019 | 138149 | X |
| 7/13/2021 | -- | 5,125 | 138129 | X |
| 7/13/2021 | -- | 5,076 | 138126 | X |
| 7/13/2021 | -- | 5,125 | 138130 | X |
| 7/13/2021 | -- | 5,076 | 138113 | X |
| 7/15/2021 | -- | 5,125 | 138054 | X |
| 7/15/2021 | -- | 5,076 | 138091 | X |
| 7/15/2021 | -- | 5,125 | 138053 | X |
| 7/16/2021 | -- | 5,125 | 138041 | X |
| 7/16/2021 | -- | 5,124 | 138038 | X |
| 7/16/2021 | -- | 5,125 | 138042 | X |
| 7/16/2021 | -- | 5,124 | 138040 | X |
| 7/17/2021 | -- | 5,125 | 138044 | X |
| 7/17/2021 | -- | 5,100 | 138045 | X |
| 7/17/2021 | -- | 5,125 | 138043 | X |
| 7/17/2021 | -- | 5,125 | 138046 | X |

**Table 9**
**Summary of Liquids Removed by Covanta**
**(April 23, 2021 - December 31, 2021)**

Colonial Pipeline Company
2020-L1-SR2448
Huntersville, North Carolina

| | | | | |
|---|---|---|---|---|
| 7/18/2021 | -- | 5,000 | 138048 | X |
| 7/18/2021 | -- | 5,019 | 138047 | X |
| 7/18/2021 | -- | 5,125 | 138049 | X |
| 7/19/2021 | -- | 5,000 | 137995 | X |
| 7/19/2021 | -- | 5,125 | 138028 | X |
| 7/19/2021 | -- | 5,125 | 137990 | X |
| 7/19/2021 | -- | 5,125 | 138009 | X |
| 7/19/2021 | -- | 5,125 | 138010 | X |
| 7/20/2021 | -- | 5,125 | 137987 | X |
| 7/20/2021 | -- | 5,076 | 138007 | X |
| 7/20/2021 | -- | 5,125 | 138000 | X |
| 7/20/2021 | -- | 5,125 | 137998 | X |
| 7/20/2021 | -- | 5,000 | 137968 | X |
| 7/21/2021 | -- | 5,125 | 137969 | X |
| 7/21/2021 | -- | 5,076 | 137967 | X |
| 7/21/2021 | -- | 5,125 | 137971 | X |
| 7/21/2021 | -- | 5,076 | 137970 | X |
| 7/22/2021 | -- | 5,076 | 137920 | X |
| 7/22/2021 | -- | 5,125 | 137922 | X |
| 7/22/2021 | -- | 5,125 | 137927 | X |
| 7/22/2021 | -- | 5,076 | 137923 | X |
| 7/22/2021 | -- | 5,125 | 137925 | X |
| 7/22/2021 | -- | 5,125 | 137926 | X |
| 7/23/2021 | -- | 5,076 | 137957 | X |
| 7/23/2021 | -- | 5,125 | 138900 | X |
| 7/23/2021 | -- | 5,076 | 137954 | X |
| 7/23/2021 | -- | 5,125 | 137956 | X |
| 7/24/2021 | -- | 5,125 | 138888 | X |
| 7/24/2021 | -- | 5,076 | 138890 | X |
| 7/24/2021 | -- | 5,125 | 138887 | X |
| 7/24/2021 | -- | 5,125 | 138889 | X |
| 7/24/2021 | -- | 5,076 | 138891 | X |
| 7/25/2021 | -- | 5,010 | 138868 | X |
| 7/25/2021 | -- | 5,124 | 138885 | X |
| 7/25/2021 | -- | 5,124 | 138886 | X |
| 7/25/2021 | -- | 5,000 | 138871 | X |
| 7/26/2021 | -- | 5,076 | 138870 | X |
| 7/26/2021 | -- | 5,125 | 138872 | X |
| 7/26/2021 | -- | 5,076 | 138873 | X |
| 7/26/2021 | -- | 5,125 | 138875 | X |
| 7/27/2021 | -- | 5,125 | 138846 | X |

**Table 9**
**Summary of Liquids Removed by Covanta**
**(April 23, 2021 - December 31, 2021)**

Colonial Pipeline Company
2020-L1-SR2448
Huntersville, North Carolina

| | | | | |
|---|---|---|---|---|
| 7/27/2021 | -- | 5,076 | 138848 | X |
| 7/27/2021 | -- | 5,125 | 138849 | X |
| 7/27/2021 | -- | 5,076 | 138850 | X |
| 7/28/2021 | -- | 5,125 | 138820 | X |
| 7/28/2021 | -- | 5,076 | 138816 | X |
| 7/29/2021 | -- | 5,125 | 138832 | X |
| 7/29/2021 | -- | 5,076 | 138830 | X |
| 7/29/2021 | -- | 5,076 | 138833 | X |
| 7/29/2021 | -- | 5,125 | 138835 | X |
| 7/30/2021 | -- | 5,076 | 138721 | X |
| 7/30/2021 | -- | 5,125 | 138723 | X |
| 7/30/2021 | -- | 5,125 | 138729 | X |
| 7/30/2021 | -- | 5,076 | 138722 | X |
| 7/31/2021 | -- | 5,000 | 138691 | X |
| 7/31/2021 | -- | 5,076 | 138689 | X |
| 7/31/2021 | -- | 5,125 | 138690 | X |
| 7/31/2021 | -- | 5,000 | 138688 | X |
| 7/31/2021 | -- | 5,076 | 138686 | X |
| 8/1/2021 | -- | 5,019 | 138692 | X |
| 8/1/2021 | -- | 5,125 | 138693 | X |
| 8/1/2021 | -- | 5,124 | 138699 | X |
| 8/2/2021 | -- | 5,125 | 138694 | X |
| 8/2/2021 | -- | 5,076 | 138697 | X |
| 8/2/2021 | -- | 5,019 | 138696 | X |
| 8/2/2021 | -- | 5,125 | 138703 | X |
| 8/2/2021 | -- | 5,076 | 138700 | X |
| 8/2/2021 | -- | 5,019 | 138702 | X |
| 8/3/2021 | -- | 5,076 | 138737 | X |
| 8/3/2021 | -- | 5,125 | 138740 | X |
| 8/3/2021 | -- | 5,125 | 138648 | X |
| 8/3/2021 | -- | 5,076 | 138738 | X |
| 8/3/2021 | -- | 5,125 | 138649 | X |
| 8/3/2021 | -- | 5,125 | 138651 | X |
| 8/4/2021 | -- | 5,076 | 138665 | X |
| 8/4/2021 | -- | 5,125 | 138660 | X |
| 8/4/2021 | -- | 5,125 | 138661 | X |
| 8/4/2021 | -- | 5,076 | 138658 | X |
| 8/4/2021 | -- | 5,125 | 138663 | X |
| 8/4/2021 | -- | 5,125 | 138662 | X |
| 8/5/2021 | -- | 5,076 | 138590 | X |
| 8/5/2021 | -- | 5,000 | 138587 | X |

**Table 9**
**Summary of Liquids Removed by Covanta**
**(April 23, 2021 - December 31, 2021)**

Colonial Pipeline Company
2020-L1-SR2448
Huntersville, North Carolina

| | | | | |
|---|---|---|---|---|
| 8/5/2021 | -- | 5,125 | 138585 | X |
| 8/5/2021 | -- | 5,076 | 138589 | X |
| 8/5/2021 | -- | 5,000 | 138584 | X |
| 8/5/2021 | -- | 5,125 | 138582 | X |
| 8/6/2021 | -- | 5,076 | 138677 | X |
| 8/6/2021 | -- | 5,125 | 138675 | X |
| 8/6/2021 | -- | 5,125 | 138670 | X |
| 8/6/2021 | -- | 5,076 | 138674 | X |
| 8/6/2021 | -- | 5,125 | 138673 | X |
| 8/7/2021 | -- | 4,900 | 138569 | X |
| 8/7/2021 | -- | 5,125 | 138565 | X |
| 8/7/2021 | -- | 5,000 | 138567 | X |
| 8/7/2021 | -- | 5,076 | 138570 | X |
| 8/8/2021 | -- | 5,125 | 138573 | X |
| 8/8/2021 | -- | 5,125 | 138574 | X |
| 8/8/2021 | -- | 5,125 | 138571 | X |
| 8/9/2021 | -- | 5,125 | 138532 | X |
| 8/9/2021 | -- | 5,076 | 138557 | X |
| 8/9/2021 | -- | 5,125 | 138559 | X |
| 8/9/2021 | -- | 5,076 | 138560 | X |
| 8/9/2021 | -- | 4,850 | 138562 | X |
| 8/10/2021 | -- | 5,125 | 138546 | X |
| 8/11/2021 | -- | 5,125 | 138470 | X |
| 8/11/2021 | -- | 5,125 | 138462 | X |
| 8/12/2021 | -- | 5,076 | 138474 | X |
| 8/12/2021 | -- | 5,125 | 138493 | X |
| 8/12/2021 | -- | 5,076 | 138475 | X |
| 8/12/2021 | -- | 5,125 | 138492 | X |
| 8/13/2021 | -- | 5,076 | 138407 | X |
| 8/13/2021 | -- | 5,125 | 138472 | X |
| 8/13/2021 | -- | 5,076 | 138408 | X |
| 8/13/2021 | -- | 5,125 | 138473 | X |
| 8/14/2021 | -- | 5,000 | 138419 | X |
| 8/14/2021 | -- | 5,076 | 138418 | X |
| 8/14/2021 | -- | 5,125 | 138422 | X |
| 8/14/2021 | -- | 5,000 | 138423 | X |
| 8/15/2021 | -- | 5,125 | 138421 | X |
| 8/15/2021 | -- | 5,125 | 138410 | X |
| 8/15/2021 | -- | 5,124 | 138420 | X |
| 8/15/2021 | -- | 5,124 | 138409 | X |
| 8/16/2021 | -- | 5,125 | 138435 | X |

**Table 9**
**Summary of Liquids Removed by Covanta**
**(April 23, 2021 - December 31, 2021)**

Colonial Pipeline Company
2020-L1-SR2448
Huntersville, North Carolina

| | | | | |
|---|---|---|---|---|
| 8/16/2021 | -- | 5,125 | 138437 | X |
| 8/16/2021 | -- | 5,000 | 138440 | X |
| 8/16/2021 | -- | 5,125 | 138436 | X |
| 8/16/2021 | -- | 5,125 | 138438 | X |
| 8/16/2021 | -- | 4,570 | 138439 | X |
| 8/17/2021 | -- | 5,076 | 138444 | X |
| 8/17/2021 | -- | 5,125 | 138548 | X |
| 8/17/2021 | -- | 5,125 | 138446 | X |
| 8/17/2021 | -- | 5,076 | 138445 | X |
| 8/18/2021 | -- | 5,125 | 221090 | X |
| 8/18/2021 | -- | 5,076 | 221085 | X |
| 8/18/2021 | -- | 5,125 | 221087 | X |
| 8/18/2021 | -- | 5,076 | 138424 | X |
| 8/19/2021 | -- | 5,000 | 221388 | X |
| 8/19/2021 | -- | 5,076 | 221092 | X |
| 8/19/2021 | -- | 5,125 | 221094 | X |
| 8/19/2021 | -- | 5,076 | 221093 | X |
| 8/19/2021 | -- | 5,125 | 221386 | X |
| 8/20/2021 | -- | 5,076 | 221392 | X |
| 8/20/2021 | -- | 5,125 | 221394 | X |
| 8/20/2021 | -- | 5,125 | 221395 | X |
| 8/20/2021 | -- | 5,076 | 221492 | X |
| 8/20/2021 | -- | 5,125 | 221493 | X |
| 8/21/2021 | -- | 5,000 | 221521 | X |
| 8/21/2021 | -- | 5,125 | 221519 | X |
| 8/21/2021 | -- | 5,000 | 221522 | X |
| 8/21/2021 | -- | 5,125 | 221523 | X |
| 8/22/2021 | -- | 5,076 | 221527 | X |
| 8/22/2021 | -- | 5,125 | 221531 | X |
| 8/22/2021 | -- | 5,076 | 222244 | X |
| 8/22/2021 | -- | 5,125 | 222245 | X |
| 8/23/2021 | -- | 5,076 | 221863 | X |
| 8/23/2021 | -- | 5,125 | 50221864 | X |
| 8/23/2021 | -- | 5,125 | 56222025 | X |
| 8/23/2021 | -- | 5,125 | 50222024 | X |
| 8/23/2021 | -- | 5,076 | 221867 | X |
| 8/23/2021 | -- | 5,125 | 50221866 | X |
| 8/24/2021 | -- | 5,076 | 221895 | X |
| 8/24/2021 | -- | 5,125 | 222414 | X |
| 8/24/2021 | -- | 5,125 | 221899 | X |
| 8/24/2021 | -- | 5,076 | 221896 | X |

**Table 9**
**Summary of Liquids Removed by Covanta**
**(April 23, 2021 - December 31, 2021)**

Colonial Pipeline Company
2020-L1-SR2448
Huntersville, North Carolina

| | | | | |
|---|---|---|---|---|
| 8/24/2021 | -- | 5,125 | 222412 | X |
| 8/24/2021 | -- | 5,125 | 221898 | X |
| 8/25/2021 | -- | 5,125 | 221904 | X |
| 8/25/2021 | -- | 5,125 | 221902 | X |
| 8/25/2021 | -- | 5,125 | 221903 | X |
| 8/25/2021 | -- | 5,125 | 221900 | X |
| 8/27/2021 | -- | 5,000 | 222194 | X |
| 8/27/2021 | -- | 5,125 | 222193 | X |
| 8/27/2021 | -- | 5,125 | 222191 | X |
| 8/27/2021 | -- | 5,076 | 222188 | X |
| 8/28/2021 | -- | 5,125 | 222198 | X |
| 8/28/2021 | -- | 5,125 | 222200 | X |
| 8/28/2021 | -- | 5,125 | 222204 | X |
| 8/28/2021 | -- | 5,125 | 222199 | X |
| 8/28/2021 | -- | 5,020 | 222912 | X |
| 8/29/2021 | -- | 5,000 | 222211 | X |
| 8/29/2021 | -- | 5,000 | 222214 | X |
| 8/29/2021 | -- | 5,000 | 223793 | X |
| 8/29/2021 | -- | 5,000 | 22239792 | X |
| 8/29/2021 | -- | 5,000 | 222917 | X |
| 8/29/2021 | -- | 5,125 | 223815 | X |
| 8/30/2021 | -- | 5,125 | 224025 | X |
| 8/30/2021 | -- | 5,125 | 224026 | X |
| 8/30/2021 | -- | 5,076 | 224027 | X |
| 8/30/2021 | -- | 5,125 | 222914 | X |
| 8/30/2021 | -- | 5,125 | 222901 | X |
| 8/30/2021 | -- | 5,076 | 223848 | X |
| 8/31/2021 | -- | 5,076 | 223127 | X |
| 8/31/2021 | -- | 5,125 | 223134 | X |
| 8/31/2021 | -- | 5,076 | 223132 | X |
| 8/31/2021 | -- | 5,125 | 223135 | X |
| 8/31/2021 | -- | 5,000 | 224042 | X |
| 8/31/2021 | -- | 5,000 | 223165 | X |
| 9/1/2021 | 34 | 5,125 | 140425 | X |
| 9/1/2021 | 60 | 5,125 | 140423 | X |
| 9/1/2021 | 18 | 5,076 | 140421 | X |
| 9/1/2021 | -- | 5,125 | 140422 | X |
| 9/1/2021 | 18 | 5,076 | 140420 | X |
| 9/2/2021 | 34 | 5,125 | 140436 | X |
| 9/2/2021 | -- | 5,012 | 140434 | X |
| 9/2/2021 | 18 | 5,076 | 140433 | X |

**Table 9**
**Summary of Liquids Removed by Covanta**
**(April 23, 2021 - December 31, 2021)**

Colonial Pipeline Company
2020-L1-SR2448
Huntersville, North Carolina

| | | | | |
|---|---|---|---|---|
| 9/2/2021 | 34 | 5,125 | 140437 | X |
| 9/2/2021 | -- | 5,125 | 140435 | X |
| 9/2/2021 | 18 | 5,076 | 140432 | X |
| 9/3/2021 | 34 | 5,125 | 140442 | X |
| 9/3/2021 | -- | 5,125 | 140440 | X |
| 9/3/2021 | 18 | 5,076 | 140438 | X |
| 9/3/2021 | 18 | 5,125 | 140441 | X |
| 9/3/2021 | -- | 5,125 | 140443 | X |
| 9/3/2021 | 34 | 5,125 | 140445 | X |
| 9/4/2021 | 18 | 5,125 | 140401 | X |
| 9/4/2021 | -- | 5,120 | 140457 | X |
| 9/4/2021 | 18 | 5,125 | 140405 | X |
| 9/4/2021 | -- | 5,125 | 140403 | X |
| 9/5/2021 | 60 | 5,125 | 140455 | X |
| 9/5/2021 | 60 | 5,125 | 140404 | X |
| 9/5/2021 | 33 | 5,124 | 140407 | X |
| 9/5/2021 | 33 | 5,124 | 140406 | X |
| 9/6/2021 | 34 | 5,125 | 140551 | X |
| 9/6/2021 | 18 | 5,125 | 140458 | X |
| 9/6/2021 | 60 | 5,125 | 140553 | X |
| 9/6/2021 | 34 | 5,125 | 140552 | X |
| 9/6/2021 | 18 | 5,125 | 140461 | X |
| 9/6/2021 | 60 | 5,125 | 140554 | X |
| 9/7/2021 | 18 | 5,076 | 140413 | X |
| 9/7/2021 | 60 | 5,125 | 140415 | X |
| 9/7/2021 | 34 | 5,125 | 140418 | X |
| 9/7/2021 | 18 | 5,076 | 140412 | X |
| 9/7/2021 | 60 | 5,125 | 140414 | X |
| 9/8/2021 | 18 | 4,800 | 140540 | X |
| 9/8/2021 | 60 | 5,125 | 140576 | X |
| 9/8/2021 | 18 | 5,125 | 140541 | X |
| 9/8/2021 | 34 | 5,125 | 140573 | X |
| 9/8/2021 | 60 | 5,125 | 140542 | X |
| 9/9/2021 | -- | 5,125 | 140563 | X |
| 9/9/2021 | 18 | 5,125 | 140565 | X |
| 9/9/2021 | 34 | 5,125 | 140568 | X |
| 9/9/2021 | 60 | 5,125 | 140564 | X |
| 9/9/2021 | 18 | 5,125 | 140562 | X |
| 9/10/2021 | 18 | 5,076 | 140556 | X |
| 9/10/2021 | -- | 4,910 | 140578 | X |
| 9/10/2021 | 34 | 5,125 | 140582 | X |

**Table 9**
**Summary of Liquids Removed by Covanta**
**(April 23, 2021 - December 31, 2021)**

Colonial Pipeline Company
2020-L1-SR2448
Huntersville, North Carolina

| | | | | |
|---|---|---|---|---|
| 9/10/2021 | 18 | 5,076 | 140555 | X |
| 9/10/2021 | 60 | 5,125 | 140579 | X |
| 9/11/2021 | 34 | 5,125 | 140604 | X |
| 9/11/2021 | 60 | 5,125 | 140602 | X |
| 9/11/2021 | 34 | 5,125 | 140605 | X |
| 9/11/2021 | 60 | 5,000 | 140603 | X |
| 9/12/2021 | 18 | 5,076 | 140625 | X |
| 9/12/2021 | -- | 5,000 | 140606 | X |
| 9/12/2021 | 18 | 5,076 | 140622 | X |
| 9/12/2021 | -- | 5,125 | 140624 | X |
| 9/13/2021 | -- | 5,125 | 140614 | X |
| 9/13/2021 | 34 | 5,125 | 140621 | X |
| 9/13/2021 | 60 | 5,125 | 140615 | X |
| 9/13/2021 | 18 | 5,076 | 140613 | X |
| 9/13/2021 | 18 | 5,076 | 140612 | X |
| 9/13/2021 | 34 | 5,125 | 140623 | X |
| 9/14/2021 | -- | 5,125 | 140720 | X |
| 9/14/2021 | 18 | 5,076 | 140580 | X |
| 9/14/2021 | 18 | 5,076 | 140719 | X |
| 9/14/2021 | 34 | 5,125 | 140722 | X |
| 9/14/2021 | -- | 5,125 | 140721 | X |
| 9/14/2021 | 34 | 4,200 | 140723 | X |
| 9/15/2021 | 18 | 5,076 | 140729 | X |
| 9/15/2021 | -- | 5,125 | 140731 | X |
| 9/15/2021 | 34 | 5,125 | 140763 | X |
| 9/15/2021 | -- | 5,125 | 140730 | X |
| 9/17/2021 | 34 | 5,125 | 140769 | X |
| 9/17/2021 | 34 | 5,125 | 140768 | X |
| 9/17/2021 | -- | 4,850 | 140767 | X |
| 9/17/2021 | -- | 5,125 | 140597 | X |
| 9/18/2021 | 34 | 5,125 | 140772 | X |
| 9/18/2021 | -- | 5,125 | 140775 | X |
| 9/18/2021 | 34 | 5,125 | 140770 | X |
| 9/18/2021 | -- | 5,125 | 140773 | X |
| 9/19/2021 | 34 | 5,124 | 140778 | X |
| 9/19/2021 | 60 | 5,125 | 140776 | X |
| 9/19/2021 | 60 | 5,125 | 140743 | X |
| 9/19/2021 | 34 | 5,124 | 140779 | X |
| 9/20/2021 | 34 | 5,125 | 140793 | X |
| 9/20/2021 | -- | 5,125 | 140790 | X |
| 9/20/2021 | 18 | 5,076 | 140784 | X |

**Table 9**
**Summary of Liquids Removed by Covanta**
**(April 23, 2021 - December 31, 2021)**

Colonial Pipeline Company
2020-L1-SR2448
Huntersville, North Carolina

| | | | | |
|---|---|---|---|---|
| 9/20/2021 | 34 | 5,125 | 140791 | X |
| 9/20/2021 | -- | 5,125 | 140788 | X |
| 9/20/2021 | 18 | 5,076 | 140783 | X |
| 9/21/2021 | 34 | 5,125 | 140808 | X |
| 9/21/2021 | -- | 5,125 | 140805 | X |
| 9/21/2021 | 18 | 5,076 | 140807 | X |
| 9/21/2021 | 18 | 5,076 | 140806 | X |
| 9/21/2021 | -- | 5,125 | 140809 | X |
| 9/21/2021 | 34 | 5,125 | 140811 | X |
| 9/22/2021 | 60 | 5,125 | 140830 | X |
| 9/22/2021 | 18 | 5,076 | 140826 | X |
| 9/22/2021 | 34 | 5,125 | 140832 | X |
| 9/22/2021 | 18 | 5,076 | 140831 | X |
| 9/22/2021 | 60 | 5,125 | 140833 | X |
| 9/24/2021 | -- | 5,125 | 140869 | X |
| 9/24/2021 | 18 | 5,076 | 140862 | X |
| 9/24/2021 | 18 | 5,076 | 140867 | X |
| 9/24/2021 | -- | 5,125 | 140868 | X |
| 9/25/2021 | 60 | 5,125 | 140881 | X |
| 9/25/2021 | 33 | 5,000 | 140883 | X |
| 9/25/2021 | 60 | 5,125 | 140900 | X |
| 9/25/2021 | 33 | 5,000 | 140880 | X |
| 9/26/2021 | 60 | 5,125 | 140898 | X |
| 9/26/2021 | 18 | 5,076 | 140899 | X |
| 9/26/2021 | 60 | 5,125 | 140871 | X |
| 9/26/2021 | 18 | 5,076 | 140897 | X |
| 9/27/2021 | 18 | 5,076 | 140884 | X |
| 9/27/2021 | 60 | 5,125 | 140886 | X |
| 9/27/2021 | -- | 5,000 | 140888 | X |
| 9/27/2021 | -- | 5,125 | 140890 | X |
| 9/27/2021 | 18 | 5,076 | 140887 | X |
| 9/27/2021 | 60 | 5,125 | 140889 | X |
| 9/28/2021 | 34 | 5,125 | 139920 | X |
| 9/28/2021 | 18 | 5,076 | 139922 | X |
| 9/28/2021 | 60 | 5,125 | 140870 | X |
| 9/28/2021 | 60 | 5,125 | 139924 | X |
| 9/28/2021 | 34 | 5,125 | 139921 | X |
| 9/28/2021 | 18 | 5,125 | 139923 | X |
| 9/29/2021 | 18 | 5,076 | 139967 | X |
| 9/29/2021 | 60 | 5,125 | 139965 | X |
| 9/29/2021 | 34 | 5,125 | 139963 | X |

**Table 9**
**Summary of Liquids Removed by Covanta**
**(April 23, 2021 - December 31, 2021)**

Colonial Pipeline Company
2020-L1-SR2448
Huntersville, North Carolina

| | | | | |
|---|---|---|---|---|
| 9/29/2021 | 34 | 5,125 | 139962 | X |
| 9/29/2021 | 18 | 4,700 | 139966 | X |
| 9/29/2021 | 60 | 5,125 | 139964 | X |
| 9/30/2021 | 34 | 5,125 | 139946 | X |
| 9/30/2021 | 60 | 5,125 | 139948 | X |
| 9/30/2021 | 18 | 5,076 | 139950 | X |
| 9/30/2021 | 34 | 5,125 | 139947 | X |
| 9/30/2021 | 60 | 5,125 | 139949 | X |
| 9/30/2021 | 18 | 5,076 | 139951 | X |
| 10/1/2021 | 60 | 5,125 | 139992 | X |
| 10/1/2021 | 18 | 5,076 | 139973 | X |
| 10/1/2021 | 34 | 5,125 | 139996 | X |
| 10/1/2021 | 60 | 5,125 | 139991 | X |
| 10/1/2021 | 18 | 5,076 | 139972 | X |
| 10/1/2021 | 34 | 5,125 | 139993 | X |
| 10/2/2021 | 34 | 5,125 | 140025 | X |
| 10/2/2021 | -- | 5,125 | 140026 | X |
| 10/2/2021 | -- | 5,125 | 140028 | X |
| 10/2/2021 | 34 | 5,125 | 140027 | X |
| 10/3/2021 | 34 | 5,125 | 140032 | X |
| 10/3/2021 | 60 | 5,125 | 140031 | X |
| 10/3/2021 | 34 | 5,125 | 140030 | X |
| 10/3/2021 | 60 | 5,125 | 140029 | X |
| 10/4/2021 | 60 | 5,125 | 139999 | X |
| 10/4/2021 | 34 | 5,125 | 140019 | X |
| 10/4/2021 | 60 | 5,125 | 140005 | X |
| 10/4/2021 | 18 | 5,125 | 139998 | X |
| 10/4/2021 | 18 | 5,125 | 140037 | X |
| 10/4/2021 | 34 | 5,125 | 140036 | X |
| 10/5/2021 | 18 | 5,125 | 140010 | X |
| 10/5/2021 | 60 | 5,125 | 140011 | X |
| 10/5/2021 | 34 | 5,125 | 140007 | X |
| 10/5/2021 | 18 | 5,125 | 140008 | X |
| 10/5/2021 | 60 | 5,125 | 140009 | X |
| 10/5/2021 | 34 | 5,125 | 140006 | X |
| 10/6/2021 | 34 | 5,125 | 140072 | X |
| 10/6/2021 | 60 | 5,125 | 140062 | X |
| 10/6/2021 | 18 | 5,125 | 140074 | X |
| 10/6/2021 | 34 | 5,125 | 140071 | X |
| 10/6/2021 | 17 | 5,125 | 140061 | X |
| 10/7/2021 | 18 | 5,076 | 140048 | X |

**Table 9**
**Summary of Liquids Removed by Covanta**
**(April 23, 2021 - December 31, 2021)**

Colonial Pipeline Company
2020-L1-SR2448
Huntersville, North Carolina

| | | | | |
|---|---|---|---|---|
| 10/7/2021 | 34 | 5,125 | 140044 | X |
| 10/7/2021 | 18 | 5,125 | 140047 | X |
| 10/7/2021 | 60 | 5,125 | 140046 | X |
| 10/7/2021 | 60 | 5,125 | 140045 | X |
| 10/8/2021 | 18 | 5,135 | 140170 | X |
| 10/8/2021 | 34 | 5,125 | 140166 | X |
| 10/8/2021 | 60 | 5,125 | 140167 | X |
| 10/8/2021 | 33 | 5,135 | 140169 | X |
| 10/8/2021 | 60 | 5,125 | 140168 | X |
| 10/9/2021 | 33 | 5,000 | 140160 | X |
| 10/9/2021 | 34 | 5,125 | 140158 | X |
| 10/9/2021 | 33 | 5,000 | 140161 | X |
| 10/9/2021 | 34 | 5,125 | 140159 | X |
| 10/10/2021 | 60 | 5,124 | 140155 | X |
| 10/10/2021 | 60 | 5,124 | 140154 | X |
| 10/10/2021 | 18 | 5,125 | 140156 | X |
| 10/10/2021 | 18 | 4,700 | 140157 | X |
| 10/11/2021 | 34 | 5,125 | 140179 | X |
| 10/11/2021 | 60 | 5,125 | 140181 | X |
| 10/11/2021 | 18 | 5,125 | 140182 | X |
| 10/11/2021 | 34 | 5,125 | 140180 | X |
| 10/11/2021 | 60 | 5,125 | 140183 | X |
| 10/11/2021 | 18 | 5,125 | 140153 | X |
| 10/12/2021 | 18 | 4,800 | 140197 | X |
| 10/12/2021 | 34 | 5,125 | 140201 | X |
| 10/12/2021 | 60 | 5,125 | 140203 | X |
| 10/12/2021 | 18 | 5,125 | 140199 | X |
| 10/13/2021 | 60 | 5,125 | 140218 | X |
| 10/13/2021 | 18 | 5,125 | 140224 | X |
| 10/13/2021 | 34 | 5,125 | 140221 | X |
| 10/13/2021 | 60 | 5,125 | 140223 | X |
| 10/14/2021 | 34 | 5,125 | 140192 | X |
| 10/14/2021 | 60 | 5,125 | 140194 | X |
| 10/14/2021 | 34 | 5,125 | 140190 | X |
| 10/14/2021 | 60 | 5,125 | 140214 | X |
| 10/15/2021 | 34 | 5,125 | 140239 | X |
| 10/15/2021 | 60 | 5,125 | 140235 | X |
| 10/15/2021 | 34 | 5,125 | 140261 | X |
| 10/15/2021 | 60 | 5,125 | 140237 | X |
| 10/15/2021 | 60 | 5,125 | 140240 | X |
| 10/16/2021 | 60 | 5,000 | 140355 | X |

**Table 9**
**Summary of Liquids Removed by Covanta**
**(April 23, 2021 - December 31, 2021)**

Colonial Pipeline Company
2020-L1-SR2448
Huntersville, North Carolina

| | | | | |
|---|---|---|---|---|
| 10/16/2021 | 33 | 4,800 | 140354 | X |
| 10/16/2021 | 60 | 5,000 | 140356 | X |
| 10/17/2021 | 60 | 5,125 | 140351 | X |
| 10/17/2021 | 34 | 5,125 | 140350 | X |
| 10/17/2021 | 60 | 5,125 | 140352 | X |
| 10/17/2021 | 34 | 5,125 | 140349 | X |
| 10/18/2021 | 34 | 5,125 | 140340 | X |
| 10/18/2021 | 60 | 5,125 | 140343 | X |
| 10/18/2021 | 34 | 5,125 | 140338 | X |
| 10/18/2021 | 60 | 5,125 | 140342 | X |
| 10/18/2021 | 34 | 5,125 | 140336 | X |
| 10/19/2021 | 60 | 5,125 | 140319 | X |
| 10/19/2021 | 34 | 5,125 | 140357 | X |
| 10/19/2021 | 60 | 5,015 | 140318 | X |
| 10/19/2021 | 34 | 5,125 | 140383 | X |
| 10/20/2021 | 60 | 5,125 | 140370 | X |
| 10/20/2021 | 18 | 5,125 | 140375 | X |
| 10/20/2021 | 18 | 5,125 | 140372 | X |
| 10/20/2021 | 60 | 5,125 | 140368 | X |
| 10/21/2021 | 18 | 5,125 | 140399 | X |
| 10/21/2021 | 18 | 4,500 | 141423 | X |
| 10/21/2021 | 60 | 5,125 | 141403 | X |
| 10/21/2021 | 18 | 5,076 | 141402 | X |
| 10/21/2021 | 60 | 5,125 | 140393 | X |
| 10/22/2021 | 60 | 5,125 | 141431 | X |
| 10/22/2021 | 18 | 5,076 | 141430 | X |
| 10/22/2021 | 60 | 5,125 | 141433 | X |
| 10/22/2021 | 18 | 5,076 | 141407 | X |
| 10/23/2021 | 33 | 4,700 | 141468 | X |
| 10/23/2021 | 34 | 5,125 | 141469 | X |
| 10/23/2021 | 33 | 5,000 | 141471 | X |
| 10/23/2021 | 34 | 5,125 | 141470 | X |
| 10/24/2021 | 34 | 5,124 | 141466 | X |
| 10/24/2021 | 18 | 5,125 | 141465 | X |
| 10/24/2021 | 34 | 5,124 | 141467 | X |
| 10/24/2021 | 18 | 5,125 | 141464 | X |
| 10/25/2021 | 18 | 4,500 | 141452 | X |
| 10/25/2021 | 60 | 5,125 | 141453 | X |
| 10/25/2021 | 60 | 5,125 | 140397 | X |
| 10/25/2021 | 18 | 5,125 | 140215 | X |
| 10/26/2021 | 60 | 5,125 | 141455 | X |

**Table 9**
**Summary of Liquids Removed by Covanta**
**(April 23, 2021 - December 31, 2021)**

Colonial Pipeline Company
2020-L1-SR2448
Huntersville, North Carolina

| | | | | |
|---|---|---|---|---|
| 10/26/2021 | 60 | 5,125 | 141444 | X |
| 10/26/2021 | 18 | 4,500 | 141443 | X |
| 10/26/2021 | 18 | 5,076 | 141442 | X |
| 10/28/2021 | 18 | 5,125 | 140367 | X |
| 10/29/2021 | 60 | 5,125 | 140921 | X |
| 10/29/2021 | 18 | 5,125 | 140919 | X |
| 10/29/2021 | 18 | 5,125 | 140920 | X |
| 10/29/2021 | 18 | 5,125 | 141439 | X |
| 10/29/2021 | 60 | 5,125 | 140923 | X |
| 10/29/2021 | 60 | 5,125 | 140924 | X |
| 10/30/2021 | 34 | 5,125 | 140927 | X |
| 10/30/2021 | 33 | 5,125 | 140926 | X |
| 10/30/2021 | 34 | 5,125 | 140928 | X |
| 10/30/2021 | 33 | 5,000 | 140925 | X |
| 10/31/2021 | 33 | 5,125 | 141576 | X |
| 10/31/2021 | 60 | 5,125 | 141575 | X |
| 10/31/2021 | 33 | 5,125 | 141577 | X |
| 10/31/2021 | 60 | 5,125 | 140929 | X |
| 11/1/2021 | 18 | 5,125 | 141559 | X |
| 11/1/2021 | 60 | 5,125 | 141557 | X |
| 11/1/2021 | 18 | 5,125 | 141560 | X |
| 11/1/2021 | 33 | 5,125 | 141558 | X |
| 11/1/2021 | 18 | 5,076 | 141562 | X |
| 11/2/2021 | 60 | 5,125 | 141571 | X |
| 11/2/2021 | 18 | 5,125 | 141572 | X |
| 11/2/2021 | 18 | 4,900 | 140956 | X |
| 11/2/2021 | 60 | 5,125 | 140955 | X |
| 11/3/2021 | 18 | 5,125 | 140951 | X |
| 11/4/2021 | 18 | 5,179 | 141570 | X |
| 11/4/2021 | 60 | 5,125 | 140935 | X |
| 11/4/2021 | 18 | 5,125 | 140957 | X |
| 11/4/2021 | 60 | 5,125 | 141561 | X |
| 11/4/2021 | 18 | 5,179 | 141421 | X |
| 11/5/2021 | 34 | 5,125 | 140983 | X |
| 11/5/2021 | 60 | 5,125 | 140981 | X |
| 11/5/2021 | 60 | 5,125 | 140980 | X |
| 11/5/2021 | 34 | 5,125 | 140982 | X |
| 11/5/2021 | 60 | 5,125 | 140978 | X |
| 11/5/2021 | 34 | 5,125 | 140979 | X |
| 11/6/2021 | 18 | 5,076 | 140353 | X |
| 11/6/2021 | 34 | 5,125 | 140970 | X |

**Table 9**
**Summary of Liquids Removed by Covanta**
**(April 23, 2021 - December 31, 2021)**

Colonial Pipeline Company
2020-L1-SR2448
Huntersville, North Carolina

| | | | | |
|---|---|---|---|---|
| 11/6/2021 | 60 | 5,125 | 140968 | X |
| 11/6/2021 | 18 | 5,125 | 140971 | X |
| 11/6/2021 | 34 | 5,125 | 140969 | X |
| 11/6/2021 | 60 | 5,125 | 140967 | X |
| 11/7/2021 | 18 | 5,076 | 140966 | X |
| 11/7/2021 | 60 | 5,125 | 141044 | X |
| 11/7/2021 | 34 | 5,124 | 140964 | X |
| 11/7/2021 | 18 | 5,076 | 140965 | X |
| 11/7/2021 | 60 | 5,125 | 141045 | X |
| 11/7/2021 | 34 | 5,125 | 140963 | X |
| 11/8/2021 | 60 | 5,125 | 140953 | X |
| 11/8/2021 | 18 | 5,125 | 140962 | X |
| 11/8/2021 | 60 | 5,125 | 140950 | X |
| 11/8/2021 | 18 | 5,125 | 140961 | X |
| 11/8/2021 | 60 | 5,125 | 140946 | X |
| 11/8/2021 | 18 | 4,800 | 140960 | X |
| 11/9/2021 | 18 | 5,179 | 141035 | X |
| 11/9/2021 | 60 | 5,125 | 141033 | X |
| 11/9/2021 | 18 | 5,125 | 141034 | X |
| 11/9/2021 | 60 | 5,125 | 141032 | X |
| 11/9/2021 | 18 | 5,076 | 141030 | X |
| 11/11/2021 | 60 | 5,125 | 141002 | X |
| 11/11/2021 | 18 | 5,125 | 141003 | X |
| 11/11/2021 | 60 | 5,125 | 141007 | X |
| 11/11/2021 | 18 | 5,125 | 141006 | X |
| 11/12/2021 | 18 | 5,125 | 141076 | X |
| 11/12/2021 | 60 | 5,125 | 141077 | X |
| 11/12/2021 | 18 | 5,125 | 141086 | X |
| 11/12/2021 | 60 | 5,125 | 141087 | X |
| 11/12/2021 | 18 | 5,125 | 141085 | X |
| 11/12/2021 | 60 | 5,125 | 141084 | X |
| 11/13/2021 | 60 | 5,135 | 141064 | X |
| 11/13/2021 | 34 | 5,125 | 141066 | X |
| 11/13/2021 | 60 | 5,135 | 141063 | X |
| 11/13/2021 | 34 | 5,125 | 141065 | X |
| 11/14/2021 | 60 | 5,125 | 141062 | X |
| 11/14/2021 | 34 | 5,124 | 141059 | X |
| 11/14/2021 | 60 | 5,125 | 141061 | X |
| 11/14/2021 | 18 | 5,125 | 141024 | X |
| 11/14/2021 | 34 | 5,124 | 141060 | X |
| 11/15/2021 | 60 | 5,125 | 141019 | X |

**Table 9**
**Summary of Liquids Removed by Covanta**
**(April 23, 2021 - December 31, 2021)**

Colonial Pipeline Company
2020-L1-SR2448
Huntersville, North Carolina

| | | | | |
|---|---|---|---|---|
| 11/15/2021 | 18 | 5,125 | 141020 | X |
| 11/15/2021 | 60 | 5,125 | 141022 | X |
| 11/15/2021 | 18 | 5,125 | 141021 | X |
| 11/15/2021 | 60 | 5,125 | 141023 | X |
| 11/15/2021 | 18 | 5,125 | 140949 | X |
| 11/16/2021 | 18 | 5,125 | 141175 | X |
| 11/16/2021 | 60 | 5,125 | 141177 | X |
| 11/16/2021 | 18 | 5,125 | 141004 | X |
| 11/16/2021 | 60 | 5,125 | 141176 | X |
| 11/16/2021 | 18 | 5,076 | 141005 | X |
| 11/16/2021 | 60 | 5,125 | 141174 | X |
| 11/17/2021 | 18 | 5,125 | 141192 | X |
| 11/17/2021 | 60 | 5,125 | 141196 | X |
| 11/17/2021 | 18 | 5,179 | 141194 | X |
| 11/17/2021 | 60 | 5,125 | 141195 | X |
| 11/17/2021 | 18 | 5,179 | 141191 | X |
| 11/17/2021 | 60 | 5,125 | 141193 | X |
| 11/18/2021 | 18 | 5,125 | 141256 | X |
| 11/18/2021 | 60 | 5,125 | 141258 | X |
| 11/18/2021 | 18 | 5,125 | 141257 | X |
| 11/18/2021 | 60 | 5,125 | 141259 | X |
| 11/18/2021 | 18 | 5,125 | 141260 | X |
| 11/18/2021 | 60 | 5,125 | 141261 | X |
| 11/19/2021 | 18 | 5,125 | 141228 | X |
| 11/19/2021 | 60 | 5,135 | 141050 | X |
| 11/19/2021 | 60 | 5,135 | 141053 | X |
| 11/19/2021 | 18 | 5,125 | 141212 | X |
| 11/19/2021 | 60 | 5,135 | 141051 | X |
| 11/19/2021 | 18 | 5,125 | 141052 | X |
| 11/20/2021 | 34 | 5,125 | 141237 | X |
| 11/20/2021 | 60 | 5,125 | 141230 | X |
| 11/20/2021 | 1004 | 5,180 | 141231 | X |
| 11/20/2021 | 34 | 5,125 | 141238 | X |
| 11/20/2021 | 43 | 5,125 | 141229 | X |
| 11/21/2021 | 18 | 5,125 | 141234 | X |
| 11/21/2021 | 1004 | 5,200 | 141239 | X |
| 11/21/2021 | 34 | 5,124 | 141236 | X |
| 11/21/2021 | 18 | 5,179 | 141233 | X |
| 11/21/2021 | 34 | 5,124 | 141235 | X |
| 11/22/2021 | 18 | 5,179 | 141253 | X |
| 11/22/2021 | 60 | 5,135 | 141223 | X |

**Table 9**
**Summary of Liquids Removed by Covanta**
**(April 23, 2021 - December 31, 2021)**

Colonial Pipeline Company
2020-L1-SR2448
Huntersville, North Carolina

| | | | | |
|---|---|---|---|---|
| 11/22/2021 | 18 | 5,179 | 141224 | X |
| 11/22/2021 | 60 | 5,135 | 141222 | X |
| 11/22/2021 | 60 | 2,500 | 141252 | X |
| 11/22/2021 | 18 | 5,179 | 141251 | X |
| 11/22/2021 | 60 | 5,019 | 245322 | X |
| 11/23/2021 | 18 | 5,179 | 141325 | X |
| 11/23/2021 | 18 | 5,179 | 141324 | X |
| 11/23/2021 | 60 | 5,125 | 141327 | X |
| 11/23/2021 | 60 | 5,150 | 141326 | X |
| 11/23/2021 | 18 | 5,179 | 141242 | X |
| 11/23/2021 | 60 | 5,125 | 141232 | X |
| 11/24/2021 | 18 | 5,179 | 141341 | X |
| 11/24/2021 | 60 | 5,125 | 141346 | X |
| 11/24/2021 | 18 | 5,179 | 141344 | X |
| 11/24/2021 | 60 | 5,125 | 141343 | X |
| 11/24/2021 | 18 | 5,179 | 141342 | X |
| 11/24/2021 | 60 | 5,125 | 141345 | X |
| 11/25/2021 | 18 | 5,179 | 141337 | X |
| 11/25/2021 | 60 | 5,125 | 141334 | X |
| 11/25/2021 | 60 | 5,000 | 141335 | X |
| 11/25/2021 | 60 | 5,125 | 141354 | X |
| 11/25/2021 | 18 | 5,179 | 141336 | X |
| 11/25/2021 | 34 | 5,125 | 141290 | X |
| 11/26/2021 | 33 | 5,125 | 141287 | X |
| 11/26/2021 | 18 | 4,800 | 141286 | X |
| 11/26/2021 | 34 | 5,125 | 141289 | X |
| 11/26/2021 | 33 | 5,125 | 141284 | X |
| 11/26/2021 | 34 | 3,300 | 141288 | X |
| 11/26/2021 | 18 | 5,200 | 141285 | X |
| 11/27/2021 | 33 | 5,019 | 141283 | X |
| 11/27/2021 | 34 | 5,125 | 141281 | X |
| 11/27/2021 | 34 | 5,125 | 141300 | X |
| 11/27/2021 | 33 | 5,019 | 141282 | X |
| 11/28/2021 | 18 | 5,076 | 141389 | X |
| 11/28/2021 | 33 | 5,000 | 141295 | X |
| 11/28/2021 | 60 | 5,125 | 141299 | X |
| 11/28/2021 | 18 | 5,076 | 141390 | X |
| 11/28/2021 | 33 | 5,000 | 141297 | X |
| 11/28/2021 | 60 | 5,125 | 141298 | X |
| 11/29/2021 | 18 | 5,076 | 141220 | X |
| 11/29/2021 | 18 | 5,076 | 141219 | X |

**Table 9**
**Summary of Liquids Removed by Covanta**
**(April 23, 2021 - December 31, 2021)**

Colonial Pipeline Company
2020-L1-SR2448
Huntersville, North Carolina

| | | | | |
|---|---|---|---|---|
| 11/29/2021 | 60 | 5,125 | 141218 | X |
| 11/29/2021 | 60 | 5,125 | 141217 | X |
| 11/29/2021 | 18 | 5,125 | 141293 | X |
| 11/29/2021 | 60 | 5,125 | 141292 | X |
| 12/1/2021 | 18 | 5,125 | 141394 | |
| 12/1/2021 | 60 | 5,125 | 141357 | |
| 12/1/2021 | 60 | 5,125 | 141361 | |
| 12/1/2021 | 18 | 5,179 | 141362 | |
| 12/2/2021 | 34 | 5,125 | 141360 | |
| 12/2/2021 | 60 | 5,125 | 141381 | |
| 12/2/2021 | 34 | 5,125 | 141379 | Not Yet Received |
| 12/2/2021 | 34 | 5,125 | 141380 | |
| 12/3/2021 | 60 | 5,125 | 141359 | Not Yet Received |
| 12/3/2021 | 18 | 5,076 | 141301 | |
| 12/3/2021 | 18 | 5,076 | 141378 | |
| 12/3/2021 | 60 | 5,125 | 141302 | |
| 12/3/2021 | 18 | 5,179 | 141304 | |
| 12/3/2021 | 60 | 5,125 | 141303 | |
| 12/4/2021 | 34 | 5,125 | 141276 | |
| 12/4/2021 | 60 | 5,125 | 141278 | |
| 12/4/2021 | 34 | 5,125 | 141275 | |
| 12/4/2021 | 60 | 5,125 | 141277 | |
| 12/5/2021 | 60 | 5,124 | 141274 | |
| 12/5/2021 | 18 | 5,076 | 141272 | |
| 12/5/2021 | 60 | 5,124 | 141273 | |
| 12/5/2021 | 18 | 5,076 | 141271 | |
| 12/6/2021 | 60 | 5,125 | 141667 | |
| 12/6/2021 | 18 | 5,076 | 141374 | |
| 12/6/2021 | 60 | 5,125 | 141669 | |
| 12/6/2021 | 18 | 4,900 | 141668 | |
| 12/6/2021 | 18 | 5,076 | 141670 | |
| 12/6/2021 | 60 | 5,125 | 141671 | |
| 12/7/2021 | 18 | 4,700 | 141679 | |
| 12/7/2021 | 60 | 5,125 | 141680 | |
| 12/7/2021 | 60 | 5,125 | 141681 | |
| 12/7/2021 | 18 | 4,800 | 141682 | |
| 12/7/2021 | 60 | 5,125 | 141683 | |
| 12/7/2021 | 18 | 5,076 | 141684 | |
| 12/8/2021 | 18 | 5,125 | 141710 | |
| 12/8/2021 | 18 | 5,125 | 141712 | |
| 12/8/2021 | 60 | 5,125 | 141709 | |

**Table 9**
**Summary of Liquids Removed by Covanta**
**(April 23, 2021 - December 31, 2021)**

Colonial Pipeline Company
2020-L1-SR2448
Huntersville, North Carolina

| | | | | |
|---|---|---|---|---|
| 12/8/2021 | 60 | 5,125 | 141711 | |
| 12/8/2021 | 18 | 5,125 | 141708 | |
| 12/8/2021 | 60 | 5,125 | 141707 | |
| 12/9/2021 | 18 | 5,125 | 141715 | |
| 12/9/2021 | 18 | 5,125 | 141718 | |
| 12/9/2021 | 60 | 5,125 | 141716 | |
| 12/9/2021 | 18 | 4,800 | 141713 | |
| 12/9/2021 | 60 | 5,125 | 141717 | |
| 12/9/2021 | 60 | 4,850 | 141714 | |
| 12/10/2021 | 18 | 5,076 | 141739 | |
| 12/10/2021 | 60 | 5,125 | 141737 | |
| 12/10/2021 | 18 | 5,125 | 141740 | |
| 12/10/2021 | 60 | 5,125 | 141738 | |
| 12/11/2021 | 33 | 5,125 | 141743 | |
| 12/11/2021 | 60 | 5,000 | 141741 | |
| 12/11/2021 | 60 | 5,000 | 141742 | |
| 12/11/2021 | 33 | 5,125 | 141744 | |
| 12/12/2021 | 34 | 5,124 | 141757 | |
| 12/12/2021 | 60 | 5,125 | 141745 | |
| 12/12/2021 | 34 | 5,124 | 141758 | |
| 12/12/2021 | 60 | 5,125 | 141746 | |
| 12/13/2021 | 18 | 5,125 | 141765 | |
| 12/13/2021 | 60 | 5,125 | 141771 | |
| 12/13/2021 | 33 | 5,125 | 141769 | |
| 12/13/2021 | 18 | 5,125 | 141766 | |
| 12/13/2021 | 60 | 5,125 | 141770 | |
| 12/13/2021 | 33 | 5,125 | 141772 | |
| 12/14/2021 | 60 | 5,125 | 141747 | |
| 12/14/2021 | 33 | 5,125 | 141782 | |
| 12/14/2021 | 60 | 5,125 | 141781 | |
| 12/14/2021 | 33 | 5,125 | 141780 | |
| 12/14/2021 | 60 | 5,125 | 141779 | |
| 12/15/2021 | 18 | 5,076 | 141866 | |
| 12/15/2021 | 60 | 5,125 | 141867 | |
| 12/15/2021 | 18 | 5,076 | 141748 | |
| 12/15/2021 | 18 | 5,076 | 141865 | |
| 12/15/2021 | 60 | 5,125 | 141868 | |
| 12/15/2021 | 60 | 3,973 | 141864 | |
| 12/16/2021 | 18 | 5,076 | 141841 | |
| 12/16/2021 | 60 | 5,125 | 141880 | |
| 12/16/2021 | 60 | 4,700 | 141878 | |

**Table 9**
**Summary of Liquids Removed by Covanta**
**(April 23, 2021 - December 31, 2021)**

Colonial Pipeline Company
2020-L1-SR2448
Huntersville, North Carolina

| | | | | |
|---|---|---|---|---|
| 12/16/2021 | 18 | 5,076 | 141879 | |
| 12/17/2021 | 33 | 5,125 | 141845 | |
| 12/17/2021 | 60 | 5,125 | 141847 | |
| 12/17/2021 | 33 | 5,125 | 141846 | |
| 12/17/2021 | 60 | 5,125 | 141844 | |
| 12/17/2021 | 60 | 5,125 | 141843 | |
| 12/18/2021 | 33 | 5,000 | 141830 | |
| 12/18/2021 | 33 | 4,800 | 141831 | |
| 12/18/2021 | 18 | 5,000 | 141833 | |
| 12/18/2021 | 18 | 4,800 | 141832 | |
| 12/19/2021 | 60 | 4,910 | 141834 | |
| 12/19/2021 | 34 | 5,124 | 141836 | |
| 12/19/2021 | 34 | 5,124 | 141837 | |
| 12/19/2021 | 60 | 5,000 | 141835 | |
| 12/20/2021 | 18 | 5,179 | 141839 | |
| 12/20/2021 | 33 | 5,125 | 141824 | |
| 12/20/2021 | 33 | 5,125 | 141806 | |
| 12/20/2021 | 18 | 5,125 | 141827 | |
| 12/20/2021 | 18 | 5,179 | 141842 | |
| 12/20/2021 | 33 | 5,125 | 141825 | |
| 12/21/2021 | 18 | 5,125 | 141887 | |
| 12/21/2021 | 33 | 5,125 | 141886 | |
| 12/21/2021 | 18 | 5,125 | 141885 | |
| 12/21/2021 | 33 | 5,125 | 141888 | |
| 12/21/2021 | 18 | 5,125 | 141883 | |
| 12/21/2021 | 33 | 5,125 | 141884 | |
| 12/22/2021 | 33 | 5,125 | 141810 | |
| 12/22/2021 | 18 | 5,125 | 141815 | |
| 12/22/2021 | 33 | 5,125 | 141814 | |
| 12/22/2021 | 18 | 5,179 | 141816 | |
| 12/22/2021 | 18 | 5,179 | 141897 | |
| 12/23/2021 | 18 | 5,125 | 141813 | |
| 12/23/2021 | 60 | 5,125 | 152302 | |
| 12/23/2021 | 60 | 5,125 | 152301 | |
| 12/23/2021 | 18 | 5,076 | 152308 | |
| 12/24/2021 | 60 | 5,125 | S0251989 | |
| 12/24/2021 | 18 | 5,076 | S0251990 | |
| 12/24/2021 | 60 | 5,125 | S0251993 | |
| 12/24/2021 | 18 | 5,076 | S0251974 | |
| 12/26/2021 | 33 | 5,000 | S0251997 | |
| 12/26/2021 | -- | 5,125 | S0251998 | |

**Table 9**
**Summary of Liquids Removed by Covanta**
**(April 23, 2021 - December 31, 2021)**

Colonial Pipeline Company
2020-L1-SR2448
Huntersville, North Carolina

| | | | | |
|---|---|---|---|---|
| 12/26/2021 | 33 | 5,000 | S0251995 | |
| 12/26/2021 | -- | 5,125 | S0251996 | |
| 12/27/2021 | 18 | 5,076 | S0252307 | |
| 12/27/2021 | 60 | 5,125 | S0252304 | |
| 12/27/2021 | 18 | 5,200 | S0252301 | |
| 12/27/2021 | 60 | 5,125 | S0252305 | |
| 12/29/2021 | 18 | 5,200 | 50252314 | |
| 12/29/2021 | 18 | 5,100 | 143913 | |
| 12/29/2021 | 60 | 5,125 | 152300 | |
| 12/29/2021 | 18 | 5,200 | 143914 | |
| 12/29/2021 | 60 | 5,125 | 143912 | |
| 12/30/2021 | 18 | 5,125 | 143929 | |
| 12/30/2021 | 60 | 5,125 | 143930 | |
| 12/30/2021 | 18 | 5,200 | 143932 | |
| 12/30/2021 | 18 | 5,200 | 143933 | |
| 12/30/2021 | 60 | 5,125 | 143931 | |
| 12/31/2021 | 18 | 5,125 | 143936 | |
| 12/31/2021 | 60 | 5,125 | 143938 | |
| 12/31/2021 | 33 | 5,125 | 143940 | |
| 12/31/2021 | 18 | 5,076 | 143937 | |
| 12/31/2021 | 60 | 5,125 | 143939 | |
| **Total** | | **5,294,128** | | |

**COVANTA**
**Environmental Solutions**

RD-40
TR-18
SO245960

Corporate Office
5300 N 33rd St. - Milwaukee, WI 53209
Phone: 800-842-9792 Fax: 414-461-3812

**BILL OF LADING**

| 1. Shipper ID Number | 2. Page 1 of | 3. Emergency Response Phone | 4. Tracking Number |
|---|---|---|---|
| NCVSQG | | (800) 814-1204 | CES 141394 |

**SHIPPER**

5. Shipper's Name and Mailing Address
Colonial Pipeline Company
14108 Huntersville-Concord Road
Huntersvile North Carolina 28078
Shipper's Phone:

Shipper's Site Address (if different than mailing address)
Colonial Pipeline Company
14108 Huntersville-Concord Road
Huntersvile North Carolina 28078

6. Transporter 1 Company Name: Covanta Environmental Solutions
U.S. EPA ID Number: PAR000043026

7. Transporter 2 Company Name:
U.S. EPA ID Number:

8. Consignee Name and Site Address
Covanta Environmental Solutions LLC
2503 Fayetteville Street
Asheboro NC 27203 (336) 683-0911
Facility's Phone:
U.S. EPA ID Number: NCR000135384

| HM | 9. Shipping Name and Description | 10. Containers No. | 10. Containers Type | 11. Total Quantity | 12. Unit Wt./Vol. | |
|---|---|---|---|---|---|---|
| | 1. X NA1993, Combustible liquid, n.o.s., (Contains <10% Gasoline), Comb liq, III, ERG# 128 | 1 | TT | 5125 | G | PLACARD? YES ☐ NO ☒ |
| | 2. | | | | | PLACARD? YES ☐ NO ☐ |
| | 3. | | | | | PLACARD? YES ☐ NO ☐ |
| | 4. | | | | | PLACARD? YES ☐ NO ☐ |

13. Special Handling Instructions and Additional Information
1 5005955 Petroleum Contact Water CWT: N/A PO#:

Trailer # TR-18
Emergency Response Guide On-boa
Site arrival time 8:00 AM
Site departure time 8:30 PM
www.covanta.com

**14. SHIPPER'S CERTIFICATION:** I certify the materials are accurately described.

| Shipper's/Offeror's Printed/Typed Name | Signature | Month | Day | Year |
|---|---|---|---|---|
| Tim Moyer for Adam Harris CPL | T.L. Moyer | 12 | 1 | 21 |

**INT'L**

15. International Shipments ☐ Import to U.S. ☐ Export from U.S. Port of entry/exit:
Transporter Signature (for exports only): Date leaving U.S.:

**TRANSPORTER**

16. Transporter Acknowledgment of Receipt of Materials

| Transporter 1 Printed/Typed Name | Signature | Month | Day | Year |
|---|---|---|---|---|
| Bill Johnston | Bill Johnston | 12 | 1 | 21 |
| Transporter 2 Printed/Typed Name | Signature | Month | Day | Year |
| | | | | |

**DESIGNATED CONSIGNEE**

17. Discrepancy
17a. Discrepancy Indication Space ☐ Quantity ☐ Type ☐ Residue ☐ Partial Rejection ☐ Full Rejection
Bill of Lading Reference Number:
17b. Alternate Consignee (or Shipper)
U.S. EPA ID Number:
Facility's Phone:
17c. Signature of Alternate Consignee (or Shipper) Month Day Year

18. Designated Receiving Facility Owner or Operator: Certification of receipt of materials covered by the bill of lading except as noted in Item 17a

| Printed/Typed Name | Signature | Month | Day | Year |
|---|---|---|---|---|
| Sherry Ferrell | Sherry Ferrell | 12 | 1 | 21 |

**COVANTA**
**Environmental Solutions**

JKH 38 / TRL# 60 SO245959

Corporate Office
5300 N 33rd St. - Milwaukee, WI 53209
Phone: 800-842-9792 Fax: 414-461-3812

| BILL OF LADING | 1. Shipper ID Number | 2. Page 1 of | 3. Emergency Response Phone | 4. Tracking Number |
|---|---|---|---|---|
| | NCVSQG | | (800) 814-1204 | CES 141357 |

**SHIPPER**

5. Shipper's Name and Mailing Address
Colonial Pipeline Company
14108 Huntersville-Concord Road
Huntersvile North Carolina 28078
Shipper's Phone:

Shipper's Site Address (if different than mailing address)
Colonial Pipeline Company
14108 Huntersville-Concord Road
Huntersvile North Carolina 28078

6. Transporter 1 Company Name: Covanta Environmental Solutions
U.S. EPA ID Number: PAR000043026

7. Transporter 2 Company Name:
U.S. EPA ID Number:

8. Consignee Name and Site Address
Covanta Environmental Solutions LLC
2503 Fayetteville Street
Asheboro NC 27203 (336) 683-0911
Facility's Phone:
U.S. EPA ID Number: NCR000135384

| HM | 9. Shipping Name and Description | 10. Containers No. | 10. Containers Type | 11. Total Quantity | 12. Unit Wt./Vol. | |
|---|---|---|---|---|---|---|
| | 1. X NA1993, Combustible liquid, n.o.s., (Contains <10% Gasoline), Comb liq, III, ERG# 128 | 1 | TT | 5725 | G | PLACARD? YES ☐ NO ☐ None |
| | 2. | | | | | PLACARD? YES ☐ NO ☐ |
| | 3. | | | | | PLACARD? YES ☐ NO ☐ |
| | 4. | | | | | PLACARD? YES ☐ NO ☐ |

13. Special Handling Instructions and Additional Information
1 5005955 Petroleum Contact Water CWT: N/A PO#:

Trailer #:
Emergency Response Guide On-boa
Site arrival time 8:20
Site departure time 9:45
www.covanta.com

**14. SHIPPER'S CERTIFICATION:** I certify the materials are accurately described.
Shipper's/Offeror's Printed/Typed Name: Tim Moyer for Adam Harris CPL
Signature: T. L. Moyer
Month 12 Day 1 Year 21

**INT'L**

15. International Shipments ☐ Import to U.S. ☐ Export from U.S. Port of entry/exit:
Transporter Signature (for exports only): Date leaving U.S.:

**TRANSPORTER**

16. Transporter Acknowledgment of Receipt of Materials
Transporter 1 Printed/Typed Name: Bobby Jarrett
Signature: Bobby Jarrett
Month 12 Day 1 Year 21
Transporter 2 Printed/Typed Name:
Signature:
Month Day Year

**DESIGNATED CONSIGNEE**

17. Discrepancy
17a. Discrepancy Indication Space ☐ Quantity ☐ Type ☐ Residue ☐ Partial Rejection ☐ Full Rejection
Bill of Lading Reference Number:
17b. Alternate Consignee (or Shipper)
U.S. EPA ID Number:
Facility's Phone:
17c. Signature of Alternate Consignee (or Shipper)
Month Day Year

18. Designated Receiving Facility Owner or Operator: Certification of receipt of materials covered by the bill of lading except as noted in Item 17a
Printed/Typed Name: Sherry Ferrell
Signature:
Month 12 Day 1 Year 21

**COVANTA**
**Environmental Solutions**

TK# 381 TRK #60 SO245964

Corporate Office
5300 N 33rd St. - Milwaukee, WI 53209
Phone: 800-842-9792 Fax: 414-461-3812

**BILL OF LADING**

| 1. Shipper ID Number | 2. Page 1 of | 3. Emergency Response Phone | 4. Tracking Number |
|---|---|---|---|
| NCVSQG | | (800) 814-1204 | CES 141361 |

**SHIPPER**

5. Shipper's Name and Mailing Address
Colonial Pipeline Company
14108 Huntersville-Concord Road
Huntersvile North Carolina 28078
Shipper's Phone:

Shipper's Site Address (if different than mailing address)
Colonial Pipeline Company
14108 Huntersville-Concord Road
Huntersvile North Carolina 28078

6. Transporter 1 Company Name: Covanta Environmental Solutions
U.S. EPA ID Number: PAR000043026

7. Transporter 2 Company Name:
U.S. EPA ID Number:

8. Consignee Name and Site Address
Covanta Environmental Solutions LLC
2503 Fayetteville Street
Asheboro NC 27203 (336) 683-0911
Facility's Phone:
U.S. EPA ID Number: NCR000135384

| HM | 9. Shipping Name and Description | 10. Containers No. | 10. Containers Type | 11. Total Quantity | 12. Unit Wt./Vol. | |
|---|---|---|---|---|---|---|
| | 1. X NA1993, Combustible liquid, n.o.s., (Contains <10% Gasoline), Comb liq, III, ERG# 128 | 1 | TT | 5125 | G | PLACARD? YES ☐ None ☐ |
| | 2. | | | | | PLACARD? YES ☐ NO ☐ |
| | 3. | | | | | PLACARD? YES ☐ NO ☐ |
| | 4. | | | | | PLACARD? YES ☐ NO ☐ |

13. Special Handling Instructions and Additional Information
1 5005955 Petroleum Contact Water CWT: N/A PO#:

Trailer #____
Emergency Response Guide On-boa
Site arrival time 0705
Site departure time 1145
www.covanta.com

**14. SHIPPER'S CERTIFICATION:** I certify the materials are accurately described.

| Shipper's/Offeror's Printed/Typed Name | Signature | Month | Day | Year |
|---|---|---|---|---|
| Tim Moya for Adam Harris CPL | T. Moya | 12 | 1 | 21 |

**INT'L**

15. International Shipments ☐ Import to U.S. ☐ Export from U.S. Port of entry/exit:
Transporter Signature (for exports only): Date leaving U.S.:

**TRANSPORTER**

16. Transporter Acknowledgment of Receipt of Materials

| Transporter 1 Printed/Typed Name | Signature | Month | Day | Year |
|---|---|---|---|---|
| Bobby Jones | Bobby Jones | 12 | 1 | 21 |
| Transporter 2 Printed/Typed Name | Signature | Month | Day | Year |
| | | | | |

**DESIGNATED CONSIGNEE**

17. Discrepancy

17a. Discrepancy Indication Space ☐ Quantity ☐ Type ☐ Residue ☐ Partial Rejection ☐ Full Rejection

Bill of Lading Reference Number:

17b. Alternate Consignee (or Shipper)
U.S. EPA ID Number:
Facility's Phone:

17c. Signature of Alternate Consignee (or Shipper) Month Day Year

18. Designated Receiving Facility Owner or Operator: Certification of receipt of materials covered by the bill of lading except as noted in Item 17a

| Printed/Typed Name | Signature | Month | Day | Year |
|---|---|---|---|---|
| Katie Davis | | 12 | 1 | 21 |

**COVANTA**
**Environmental Solutions**

RD-40
SO245963 TR-18

Corporate Office
5300 N 33rd St. - Milwaukee, WI 53209
Phone: 800-842-9792 Fax: 414-461-3812

| BILL OF LADING | 1. Shipper ID Number | 2. Page 1 of | 3. Emergency Response Phone | 4. Tracking Number |
|---|---|---|---|---|
| | NCVSQG | | (800) 814-1204 | CES 141362 |

**SHIPPER**

5. Shipper's Name and Mailing Address
Colonial Pipeline Company
14108 Huntersville-Concord Road
Huntersvile North Carolina 28078
Shipper's Phone:

Shipper's Site Address (if different than mailing address)
Colonial Pipeline Company
14108 Huntersville-Concord Road
Huntersvile North Carolina 28078

6. Transporter 1 Company Name: Covanta Environmental Solutions
U.S. EPA ID Number: PAR000043026

7. Transporter 2 Company Name:
U.S. EPA ID Number:

8. Consignee Name and Site Address
Covanta Environmental Solutions LLC
2503 Fayetteville Street
Asheboro NC 27203 (336) 683-0911
Facility's Phone:
U.S. EPA ID Number: NCR000135384

| HM | 9. Shipping Name and Description | 10. Containers No. | 10. Containers Type | 11. Total Quantity | 12. Unit Wt./Vol. | |
|---|---|---|---|---|---|---|
| | 1. X NA1993, Combustible liquid, n.o.s., (Contains <10% Gasoline), Comb liq, III, ERG# 128 | 1 | TT | 5179 | G | PLACARD? YES ☐ NO ☐ None |
| | 2. | | | | | PLACARD? YES ☐ NO ☐ |
| | 3. | | | | | PLACARD? YES ☐ NO ☐ |
| | 4. | | | | | PLACARD? YES ☐ NO ☐ |

13. Special Handling Instructions and Additional Information
1 5005955 Petroleum Contact Water CWT: N/A PO#:

Trailer # TR-18
Emergency Response Guide On-boa
Site arrival time 10:20 AM
Site departure time 10:30 AM
www.covanta.com

14. **SHIPPER'S CERTIFICATION:** I certify the materials are accurately described.
Shipper's/Offeror's Printed/Typed Name: Tim Moyer for Adam Harris CPL
Signature: T. T. Moyer
Month 12 Day 1 Year 21

**INT'L**
15. International Shipments ☐ Import to U.S. ☐ Export from U.S. Port of entry/exit:
Transporter Signature (for exports only): Date leaving U.S.:

**TRANSPORTER**
16. Transporter Acknowledgment of Receipt of Materials
Transporter 1 Printed/Typed Name: Bill Johnston
Signature: Bill Johnston
Month 12 Day 1 Year 21
Transporter 2 Printed/Typed Name:
Signature:
Month Day Year

**DESIGNATED CONSIGNEE**
17. Discrepancy
17a. Discrepancy Indication Space ☐ Quantity ☐ Type ☐ Residue ☐ Partial Rejection ☐ Full Rejection
Bill of Lading Reference Number:
17b. Alternate Consignee (or Shipper)
U.S. EPA ID Number:
Facility's Phone:
17c. Signature of Alternate Consignee (or Shipper)
Month Day Year

18. Designated Receiving Facility Owner or Operator: Certification of receipt of materials covered by the bill of lading except as noted in Item 17a
Printed/Typed Name: Katina Davis
Signature:
Month 12 Day 1 Year 21

**COVANTA**
**Environmental Solutions**

Corporate Office
5300 N 33rd St. - Milwaukee, WI 53209
Phone: 800-842-9792 Fax: 414-461-3812

SO245961

| BILL OF LADING | 1. Shipper ID Number | 2. Page 1 of | 3. Emergency Response Phone | 4. Tracking Number |
|---|---|---|---|---|
| | NCVSQG | | (800) 814-1204 | CES 141360 |

5. Shipper's Name and Mailing Address

Colonial Pipeline Company
14108 Huntersville-Concord Road
Huntersvile North Carolina 28078

Shipper's Phone:

Shipper's Site Address (if different than mailing address)

Colonial Pipeline Company
14108 Huntersville-Concord Road
Huntersvile North Carolina 28078

6. Transporter 1 Company Name: Covanta Environmental Solutions — U.S. EPA ID Number: PAR000043026

7. Transporter 2 Company Name — U.S. EPA ID Number:

8. Consignee Name and Site Address

Covanta Environmental Solutions LLC
2503 Fayetteville Street
Asheboro NC 27203 (336) 683-0911

Facility's Phone:

U.S. EPA ID Number: NCR000135384

SHIPPER

| HM | 9. Shipping Name and Description | 10. Containers No. | 10. Containers Type | 11. Total Quantity | 12. Unit Wt./Vol. | |
|---|---|---|---|---|---|---|
| | 1. X NA1993, Combustible liquid, n.o.s., (Contains <10% Gasoline), Comb liq, III, ERG# 128 | 01 | TT | 5725 | G | PLACARD? YES ☐ NO ☒ None |
| | 2. | | | | | PLACARD? YES ☐ NO ☐ |
| | 3. | | | | | PLACARD? YES ☐ NO ☐ |
| | 4. | | | | | PLACARD? YES ☐ NO ☐ |

13. Special Handling Instructions and Additional Information

1 5005955 Petroleum Contact Water CWT: N/A PO#:

NS 28
Trailer # 54
Emergency Response Guide On-boa
Site arrival time 0745
Site departure time 0820
www.covanta.com

**14. SHIPPER'S CERTIFICATION:** I certify the materials are accurately described.

Shipper's/Offeror's Printed/Typed Name: Tim Moyer For Adam Harris CPL — Signature: T.L. Moyer — Month 12 Day 02 Year 21

INT'L

15. International Shipments ☐ Import to U.S. ☐ Export from U.S. Port of entry/exit:

Transporter Signature (for exports only): Date leaving U.S.:

TRANSPORTER

16. Transporter Acknowledgment of Receipt of Materials

Transporter 1 Printed/Typed Name: Jamie McNabb — Signature: Jamie McNabb — Month 12 Day 02 Year 21

Transporter 2 Printed/Typed Name — Signature — Month Day Year

DESIGNATED CONSIGNEE

17. Discrepancy

17a. Discrepancy Indication Space ☐ Quantity ☐ Type ☐ Residue ☐ Partial Rejection ☐ Full Rejection

Bill of Lading Reference Number:

17b. Alternate Consignee (or Shipper) — U.S. EPA ID Number

Facility's Phone:

17c. Signature of Alternate Consignee (or Shipper) — Month Day Year

18. Designated Receiving Facility Owner or Operator: Certification of receipt of materials covered by the bill of lading except as noted in Item 17a

Printed/Typed Name: Sherry Ecrell — Signature: Sherry Ecrell — Month 12 Day 2 Year 21

**COVANTA**
**Environmental Solutions**

Tk # 38 / Trl # 600 SO245968

Corporate Office
5300 N 33rd St. - Milwaukee, WI 53209
Phone: 800-842-9792 Fax: 414-461-3812

# BILL OF LADING

| 1. Shipper ID Number | 2. Page 1 of | 3. Emergency Response Phone | 4. Tracking Number |
|---|---|---|---|
| NCVSQG | | (800) 814-1204 | CES 141381 |

**SHIPPER**

5. Shipper's Name and Mailing Address
Colonial Pipeline Company
14108 Huntersville-Concord Road
Huntersvile North Carolina 28078
Shipper's Phone:

Shipper's Site Address (if different than mailing address)
Colonial Pipeline Company
14108 Huntersville-Concord Road
Huntersvile North Carolina 28078

6. Transporter 1 Company Name: Covanta Environmental Solutions — U.S. EPA ID Number: PAR000043026

7. Transporter 2 Company Name — U.S. EPA ID Number:

8. Consignee Name and Site Address
Covanta Environmental Solutions LLC
2503 Fayetteville Street
Asheboro NC 27203 (336) 683-0911
Facility's Phone:

U.S. EPA ID Number: NCR000135384

| HM | 9. Shipping Name and Description | 10. Containers No. | 10. Containers Type | 11. Total Quantity | 12. Unit Wt./Vol. | |
|---|---|---|---|---|---|---|
| | 1. X NA1993, Combustible liquid, n.o.s., (Contains <10% Gasoline), Comb liq, III, ERG# 128 | 1 | TT | 5735 | G | PLACARD? YES ☐ NO ☐ None |
| | 2. | | | | | PLACARD? YES ☐ NO ☐ |
| | 3. | | | | | PLACARD? YES ☐ NO ☐ |
| | 4. | | | | | PLACARD? YES ☐ NO ☐ |

13. Special Handling Instructions and Additional Information
1 5005955 Petroleum Contact Water CWT: N/A PO#:

Trailer #:
Emergency Response Guide On-boar
Site arrival time 2:40
Site departure time 4:30
www.covanta.com

**14. SHIPPER'S CERTIFICATION:** I certify the materials are accurately described.
Shipper's/Offeror's Printed/Typed Name: Tim Moyer for Adam Harris CPL — Signature: T. L Moyer — Month 12 Day 02 Year 21

**INT'L**
15. International Shipments ☐ Import to U.S. ☐ Export from U.S. Port of entry/exit:
Transporter Signature (for exports only): Date leaving U.S.:

**TRANSPORTER**
16. Transporter Acknowledgment of Receipt of Materials
Transporter 1 Printed/Typed Name: Bobby Jarrett — Signature: Bobby Jarrett — Month 12 Day 2 Year 21
Transporter 2 Printed/Typed Name — Signature — Month Day Year

**DESIGNATED CONSIGNEE**
17. Discrepancy
17a. Discrepancy Indication Space ☐ Quantity ☐ Type ☐ Residue ☐ Partial Rejection ☐ Full Rejection
Bill of Lading Reference Number:
17b. Alternate Consignee (or Shipper) — U.S. EPA ID Number
Facility's Phone:
17c. Signature of Alternate Consignee (or Shipper) — Month Day Year

18. Designated Receiving Facility Owner or Operator: Certification of receipt of materials covered by the bill of lading except as noted in Item 17a
Printed/Typed Name: KalineDavis — Signature — Month 12 Day 2 Year 21

**COVANTA**
**Environmental Solutions**

Corporate Office
5300 N 33rd St. - Milwaukee, WI 53209
Phone: 800-842-9792 Fax: 414-461-3812

SO245969

| BILL OF LADING | 1. Shipper ID Number | 2. Page 1 of | 3. Emergency Response Phone | 4. Tracking Number |
|---|---|---|---|---|
| | NCVSQG | | (800) 814-1204 | CES 141380 |

**SHIPPER**

5. Shipper's Name and Mailing Address
Colonial Pipeline Company
14108 Huntersville-Concord Road
Huntersvile North Carolina 28078
Shipper's Phone:

Shipper's Site Address (if different than mailing address)
Colonial Pipeline Company
14108 Huntersville-Concord Road
Huntersvile North Carolina 28078

6. Transporter 1 Company Name: Covanta Environmental Solutions
U.S. EPA ID Number: PAR000043026

7. Transporter 2 Company Name
U.S. EPA ID Number

8. Consignee Name and Site Address
Covanta Environmental Solutions LLC
2503 Fayetteville Street
Asheboro NC 27203 (336) 683-0911
Facility's Phone:
U.S. EPA ID Number: NCR000135384

| HM | 9. Shipping Name and Description | 10. Containers No. | 10. Containers Type | 11. Total Quantity | 12. Unit Wt./Vol. | |
|---|---|---|---|---|---|---|
| | 1. X NA1993, Combustible liquid, n.o.s., (Contains <10% Gasoline), Comb liq, III, ERG# 128 | 01 | TT | 5725 | G | PLACARD? YES ☐ NO ☐ None |
| | 2. | | | | | PLACARD? YES ☐ NO ☐ |
| | 3. | | | | | PLACARD? YES ☐ NO ☐ |
| | 4. | | | | | PLACARD? YES ☐ NO ☐ |

13. Special Handling Instructions and Additional Information
1 5005955 Petroleum Contact Water CWT: N/A PO#:

LA28
Trailer # 34
Emergency Response Guide On-boar
Site arrival time 1345
Site departure time 1405
www.covanta.com

**14. SHIPPER'S CERTIFICATION:** I certify the materials are accurately described.
Shipper's/Offeror's Printed/Typed Name: Tim Moyer for Adam Harris CPL
Signature: T.L. Moyer
Month 12 Day 02 Year 21

**INT'L**
15. International Shipments ☐ Import to U.S. ☐ Export from U.S. Port of entry/exit:
Transporter Signature (for exports only): Date leaving U.S.:

**TRANSPORTER**
16. Transporter Acknowledgment of Receipt of Materials
Transporter 1 Printed/Typed Name: Daniel McNeil
Signature: Daniel McNeil
Month 12 Day 02 Year 21
Transporter 2 Printed/Typed Name
Signature
Month Day Year

**DESIGNATED CONSIGNEE**
17. Discrepancy
17a. Discrepancy Indication Space ☐ Quantity ☐ Type ☐ Residue ☐ Partial Rejection ☐ Full Rejection
Bill of Lading Reference Number:
17b. Alternate Consignee (or Shipper)
U.S. EPA ID Number
Facility's Phone:
17c. Signature of Alternate Consignee (or Shipper)
Month Day Year

18. Designated Receiving Facility Owner or Operator: Certification of receipt of materials covered by the bill of lading except as noted in Item 17a
Printed/Typed Name: Kalin Davis
Signature:
Month 12 Day 2 Year 21

**COVANTA**
**Environmental Solutions**

RD-40
SO246009 TR-18

Corporate Office
5300 N 33rd St. - Milwaukee, WI 53209
Phone: 800-842-9792 Fax: 414-461-3812

| BILL OF LADING | 1. Shipper ID Number | 2. Page 1 of | 3. Emergency Response Phone | 4. Tracking Number |
|---|---|---|---|---|
| | NCVSQG | | (800) 814-1204 | CES 141301 |

**SHIPPER**

5. Shipper's Name and Mailing Address
Colonial Pipeline Company
14108 Huntersville-Concord Road
Huntersvile North Carolina 28078
Shipper's Phone:

Shipper's Site Address (if different than mailing address)
Colonial Pipeline Company
14108 Huntersville-Concord Road
Huntersvile North Carolina 28078

6. Transporter 1 Company Name: Covanta Environmental Solutions
U.S. EPA ID Number: PAR000043026

7. Transporter 2 Company Name:
U.S. EPA ID Number:

8. Consignee Name and Site Address
Covanta Environmental Solutions LLC
2503 Fayetteville Street
Asheboro NC 27203 (336) 683-0911
Facility's Phone:

U.S. EPA ID Number: NCR000135384

| HM | 9. Shipping Name and Description | 10. Containers No. | 10. Containers Type | 11. Total Quantity | 12. Unit Wt./Vol. | |
|---|---|---|---|---|---|---|
| | 1. X NA1993, Combustible liquid, n.o.s., (Contains <10% Gasoline), Comb liq, III, ERG# 128 | 1 | TT | 5076 | G | PLACARD? None YES ☐ NO ☐ |
| | 2. | | | | | PLACARD? YES ☐ NO ☐ |
| | 3. | | | | | PLACARD? YES ☐ NO ☐ |
| | 4. | | | | | PLACARD? YES ☐ NO ☐ |

13. Special Handling Instructions and Additional Information
1 5005955 Petroleum Contact Water CWT: N/A PO#:

Trailer # TR-18
Emergency Response Guide On-boar
Site arrival time 10:00 AM
Site departure time 10:30 AM
www.covanta.com

**14. SHIPPER'S CERTIFICATION:** I certify the materials are accurately described.

Shipper's/Offeror's Printed/Typed Name: Tim Moyer for Adam Harris CPL
Signature: J.L. May
Month 12 Day 3 Year 21

**INT'L**

15. International Shipments ☐ Import to U.S. ☐ Export from U.S. Port of entry/exit:
Transporter Signature (for exports only): Date leaving U.S.:

**TRANSPORTER**

16. Transporter Acknowledgment of Receipt of Materials

Transporter 1 Printed/Typed Name: Bill Johnston
Signature: Bill Johnston
Month 12 Day 3 Year 21

Transporter 2 Printed/Typed Name:
Signature:
Month Day Year

**DESIGNATED CONSIGNEE**

17. Discrepancy

17a. Discrepancy Indication Space ☐ Quantity ☐ Type ☐ Residue ☐ Partial Rejection ☐ Full Rejection

Bill of Lading Reference Number:

17b. Alternate Consignee (or Shipper)
U.S. EPA ID Number:
Facility's Phone:

17c. Signature of Alternate Consignee (or Shipper)
Month Day Year

18. Designated Receiving Facility Owner or Operator: Certification of receipt of materials covered by the bill of lading except as noted in Item 17a

Printed/Typed Name: Henry Forrest
Signature: Henry Forrest
Month 12 Day 3 Year 21

**COVANTA**
**Environmental Solutions**

RD-40
~~50245972~~ 50245971 TR-18

Corporate Office
5300 N 33rd St. - Milwaukee, WI 53209
Phone: 800-842-9792 Fax: 414-461-3812

# BILL OF LADING

| 1. Shipper ID Number | 2. Page 1 of | 3. Emergency Response Phone | 4. Tracking Number |
|---|---|---|---|
| NCVSQG | | (800) 814-1204 | CES 141378 |

**SHIPPER**

5. Shipper's Name and Mailing Address
Colonial Pipeline Company
14108 Huntersville-Concord Road
Huntersvile North Carolina 28078
Shipper's Phone:

Shipper's Site Address (if different than mailing address)
Colonial Pipeline Company
14108 Huntersville-Concord Road
Huntersvile North Carolina 28078

6. Transporter 1 Company Name: Covanta Environmental Solutions
U.S. EPA ID Number: PAR000043026

7. Transporter 2 Company Name:
U.S. EPA ID Number:

8. Consignee Name and Site Address
Covanta Environmental Solutions LLC
2503 Fayetteville Street
Asheboro NC 27203 (336) 683-0911
Facility's Phone:
U.S. EPA ID Number: NCR000135384

| HM | 9. Shipping Name and Description | 10. Containers No. | 10. Containers Type | 11. Total Quantity | 12. Unit Wt./Vol. | |
|---|---|---|---|---|---|---|
| | 1. X NA1993, Combustible liquid, n.o.s., (Contains <10% Gasoline), Comb liq, III, ERG# 128 | 1 | TT | 5076 | G | PLACARD? YES ☐ NO ☐ None |
| | 2. | | | | | PLACARD? YES ☐ NO ☐ |
| | 3. | | | | | PLACARD? YES ☐ NO ☐ |
| | 4. | | | | | PLACARD? YES ☐ NO ☐ |

13. Special Handling Instructions and Additional Information
1 5005955 Petroleum Contact Water CWT: N/A PO#:

Trailer # TR-18
Emergency Response Guide On-board
Site arrival time 7:30 AM
Site departure time 8:00 AM
www.covanta.com

**14. SHIPPER'S CERTIFICATION:** I certify the materials are accurately described.

| Shipper's/Offeror's Printed/Typed Name | Signature | Month | Day | Year |
|---|---|---|---|---|
| Tim Moyer for Adam Harris CPL | T. L. Moyer | 12 | 3 | 21 |

**INT'L**

15. International Shipments ☐ Import to U.S. ☐ Export from U.S. Port of entry/exit:
Transporter Signature (for exports only): Date leaving U.S.:

**TRANSPORTER**

16. Transporter Acknowledgment of Receipt of Materials

| Transporter 1 Printed/Typed Name | Signature | Month | Day | Year |
|---|---|---|---|---|
| | | 12 | 3 | 21 |
| Transporter 2 Printed/Typed Name: Bill Johnston | Signature: Bill Johnston | Month | Day | Year |

**DESIGNATED CONSIGNEE**

17. Discrepancy

17a. Discrepancy Indication Space ☐ Quantity ☐ Type ☐ Residue ☐ Partial Rejection ☐ Full Rejection

Bill of Lading Reference Number:

17b. Alternate Consignee (or Shipper)
U.S. EPA ID Number:
Facility's Phone:

17c. Signature of Alternate Consignee (or Shipper) Month Day Year

18. Designated Receiving Facility Owner or Operator: Certification of receipt of materials covered by the bill of lading except as noted in Item 17a

| Printed/Typed Name | Signature | Month | Day | Year |
|---|---|---|---|---|
| Sherry Ferree | Sherry Ferree | 12 | 3 | 21 |

**COVANTA**
**Environmental Solutions**

TK# 38/ TRL# 68 50246011

Corporate Office
5300 N 33rd St. - Milwaukee, WI 53209
Phone: 800-842-9792 Fax: 414-461-3812

**BILL OF LADING**

| 1. Shipper ID Number | 2. Page 1 of | 3. Emergency Response Phone | 4. Tracking Number |
|---|---|---|---|
| NCVSQG | | (800) 814-1204 | CES 141302 |

**SHIPPER**

5. Shipper's Name and Mailing Address
Colonial Pipeline Company
14108 Huntersville-Concord Road
Huntersvile North Carolina 28078
Shipper's Phone:

Shipper's Site Address (if different than mailing address)
Colonial Pipeline Company
14108 Huntersville-Concord Road
Huntersvile North Carolina 28078

6. Transporter 1 Company Name: Covanta Environmental Solutions
U.S. EPA ID Number: PAR000043026

7. Transporter 2 Company Name:
U.S. EPA ID Number:

8. Consignee Name and Site Address
Covanta Environmental Solutions LLC
2503 Fayetteville Street
Asheboro NC 27203 (336) 683-0911
Facility's Phone:
U.S. EPA ID Number: NCR000135384

| HM | 9. Shipping Name and Description | 10. Containers No. | 10. Containers Type | 11. Total Quantity | 12. Unit Wt./Vol. | |
|---|---|---|---|---|---|---|
| | 1. X NA1993, Combustible liquid, n.o.s., (Contains <10% Gasoline), Comb liq, III, ERG# 128 | 1 | TT | 5725 | G | PLACARD? YES ☐ NO ☒ None |
| | 2. | | | | | PLACARD? YES ☐ NO ☐ |
| | 3. | | | | | PLACARD? YES ☐ NO ☐ |
| | 4. | | | | | PLACARD? YES ☐ NO ☐ |

13. Special Handling Instructions and Additional Information
1 5005955 Petroleum Contact Water CWT: N/A PO#:

Trailer #_____
Emergency Response Guide On-boar
Site arrival time 11:00
Site departure time 1120
www.covanta.com

**14. SHIPPER'S CERTIFICATION:** I certify the materials are accurately described.
Shipper's/Offeror's Printed/Typed Name: Tim Moyer for Adam Harris CPL
Signature: T.L-Moy
Month 12 Day 3 Year 21

**INT'L**

15. International Shipments ☐ Import to U.S. ☐ Export from U.S. Port of entry/exit:
Transporter Signature (for exports only): Date leaving U.S.:

**TRANSPORTER**

16. Transporter Acknowledgment of Receipt of Materials
Transporter 1 Printed/Typed Name: Bobby Jarrett
Signature: Bobby Jarrett
Month 12 Day 3 Year 21
Transporter 2 Printed/Typed Name:
Signature:
Month Day Year

**DESIGNATED CONSIGNEE**

17. Discrepancy
17a. Discrepancy Indication Space ☐ Quantity ☐ Type ☐ Residue ☐ Partial Rejection ☐ Full Rejection
Bill of Lading Reference Number:
17b. Alternate Consignee (or Shipper)
U.S. EPA ID Number
Facility's Phone:
17c. Signature of Alternate Consignee (or Shipper)
Month Day Year

18. Designated Receiving Facility Owner or Operator: Certification of receipt of materials covered by the bill of lading except as noted in Item 17a
Printed/Typed Name: Sherry Ferrell
Signature:
Month 12 Day 3 Year 21

**COVANTA**
**Environmental Solutions**

RD-40
TR-18

Corporate Office
5300 N 33rd St. - Milwaukee, WI 53209
Phone: 800-842-9792 Fax: 414-461-3812

# BILL OF LADING

SO246007

| 1. Shipper ID Number | 2. Page 1 of | 3. Emergency Response Phone | 4. Tracking Number |
|---|---|---|---|
| NCVSQG | | (800) 814-1204 | CES 141304 |

**SHIPPER**

5. Shipper's Name and Mailing Address
Colonial Pipeline Company
14108 Huntersville-Concord Road
Huntersvile North Carolina 28078
Shipper's Phone:

Shipper's Site Address (if different than mailing address)
Colonial Pipeline Company
14108 Huntersville-Concord Road
Huntersvile North Carolina 28078

6. Transporter 1 Company Name: Covanta Environmental Solutions
U.S. EPA ID Number: PAR000043026

7. Transporter 2 Company Name:
U.S. EPA ID Number:

8. Consignee Name and Site Address
Covanta Environmental Solutions LLC
2503 Fayetteville Street
Asheboro NC 27203 (336) 683-0911
Facility's Phone:
U.S. EPA ID Number: NCR000135384

| HM | 9. Shipping Name and Description | 10. Containers No. | 10. Containers Type | 11. Total Quantity | 12. Unit Wt./Vol. | |
|---|---|---|---|---|---|---|
| | 1. X NA1993, Combustible liquid, n.o.s., (Contains <10% Gasoline), Comb liq, III, ERG# 128 | 1 | TT | 5179 | G | PLACARD? YES ☐ NO ☐ None |
| | 2. | | | | | PLACARD? YES ☐ NO ☐ |
| | 3. | | | | | PLACARD? YES ☐ NO ☐ |
| | 4. | | | | | PLACARD? YES ☐ NO ☐ |

13. Special Handling Instructions and Additional Information
1 5005955 Petroleum Contact Water CWT: N/A PO#:

Trailer # TR-18
Emergency Response Guide On-boar
Site arrival time 12:40 PM
Site departure time 1:10 PM
www.covanta.com

14. **SHIPPER'S CERTIFICATION:** I certify the materials are accurately described.
Shipper's/Offeror's Printed/Typed Name: Tim Moyer for Adam Harris CPL
Signature: T. Moyer
Month 12 Day 3 Year 21

**INT'L**
15. International Shipments ☐ Import to U.S. ☐ Export from U.S. Port of entry/exit:
Transporter Signature (for exports only): Date leaving U.S.:

**TRANSPORTER**
16. Transporter Acknowledgment of Receipt of Materials
Transporter 1 Printed/Typed Name: Bill Johnston
Signature: Bill Johnston
Month 12 Day 3 Year 21
Transporter 2 Printed/Typed Name:
Signature:
Month Day Year

**DESIGNATED CONSIGNEE**
17. Discrepancy
17a. Discrepancy Indication Space ☐ Quantity ☐ Type ☐ Residue ☐ Partial Rejection ☐ Full Rejection
Bill of Lading Reference Number:
17b. Alternate Consignee (or Shipper)
U.S. EPA ID Number:
Facility's Phone:
17c. Signature of Alternate Consignee (or Shipper)
Month Day Year

18. Designated Receiving Facility Owner or Operator: Certification of receipt of materials covered by the bill of lading except as noted in Item 17a
Printed/Typed Name: KalineDavis
Signature:
Month 12 Day 3 Year 21

**COVANTA**
**Environmental Solutions**

TK# 38/TRK# 60 SO246003

Corporate Office
5300 N 33rd St. - Milwaukee, WI 53209
Phone: 800-842-9792 Fax: 414-461-3812

**BILL OF LADING**

| 1. Shipper ID Number | 2. Page 1 of | 3. Emergency Response Phone | 4. Tracking Number |
|---|---|---|---|
| NCVSQG | | (800) 814-1204 | CES 141303 |

**SHIPPER**

5. Shipper's Name and Mailing Address
Colonial Pipeline Company
14108 Huntersville-Concord Road
Huntersvile North Carolina 28078
Shipper's Phone:

Shipper's Site Address (if different than mailing address)
Colonial Pipeline Company
14108 Huntersville-Concord Road
Huntersvile North Carolina 28078

6. Transporter 1 Company Name: Covanta Environmental Solutions
U.S. EPA ID Number: PAR000043026

7. Transporter 2 Company Name:
U.S. EPA ID Number:

8. Consignee Name and Site Address
Covanta Environmental Solutions LLC
2503 Fayetteville Street
Asheboro NC 27203 (336) 683-0911
Facility's Phone:
U.S. EPA ID Number: NCR000135384

| HM | 9. Shipping Name and Description | 10. Containers No. | 10. Containers Type | 11. Total Quantity | 12. Unit Wt./Vol. | |
|---|---|---|---|---|---|---|
| | 1. X NA1993, Combustible liquid, n.o.s., (Contains <10% Gasoline), Comb liq, III, ERG# 128 | 1 | TT | 5125 | G | PLACARD? YES ☐ NO ☐ None |
| | 2. | | | | | PLACARD? YES ☐ NO ☐ |
| | 3. | | | | | PLACARD? YES ☐ NO ☐ |
| | 4. | | | | | PLACARD? YES ☐ NO ☐ |

13. Special Handling Instructions and Additional Information
1 5005955 Petroleum Contact Water CWT: N/A PO#:

Trailer #:
Emergency Response Guide On-boa
Site arrival time 1130
Site departure time 1200
www.covanta.com

**14. SHIPPER'S CERTIFICATION:** I certify the materials are accurately described.

Shipper's/Offeror's Printed/Typed Name: Tim Moyer for Adam Harris CPL
Signature: T. L Moyer
Month 12 Day 3 Year 21

**INT'L**

15. International Shipments ☐ Import to U.S. ☐ Export from U.S. Port of entry/exit:
Transporter Signature (for exports only): Date leaving U.S.:

**TRANSPORTER**

16. Transporter Acknowledgment of Receipt of Materials

Transporter 1 Printed/Typed Name: Bobby Jarrett
Signature: Bobby Jarrett
Month 12 Day 3 Year 21

Transporter 2 Printed/Typed Name:
Signature:
Month Day Year

**DESIGNATED CONSIGNEE**

17. Discrepancy

17a. Discrepancy Indication Space ☐ Quantity ☐ Type ☐ Residue ☐ Partial Rejection ☐ Full Rejection

Bill of Lading Reference Number:

17b. Alternate Consignee (or Shipper)
U.S. EPA ID Number:
Facility's Phone:

17c. Signature of Alternate Consignee (or Shipper)
Month Day Year

18. Designated Receiving Facility Owner or Operator: Certification of receipt of materials covered by the bill of lading except as noted in Item 17a

Printed/Typed Name: Kalin Davis
Signature:
Month 12 Day 3 Year 21

**COVANTA**
**Environmental Solutions**

SO243965

Corporate Office
5300 N 33rd St. - Milwaukee, WI 53209
Phone: 800-842-9792 Fax: 414-461-3812

# BILL OF LADING

| 1. Shipper ID Number | 2. Page 1 of | 3. Emergency Response Phone | 4. Tracking Number |
|---|---|---|---|
| NCVSQG | | (800) 814-1204 | CES 141276 |

**SHIPPER**

5. Shipper's Name and Mailing Address
Colonial Pipeline Company
14108 Huntersville-Concord Road
Huntersvile North Carolina 28078
Shipper's Phone:

Shipper's Site Address (if different than mailing address)
Colonial Pipeline Company
14108 Huntersville-Concord Road
Huntersvile North Carolina 28078

6. Transporter 1 Company Name: Covanta Environmental Solutions
U.S. EPA ID Number: PAR000043026

7. Transporter 2 Company Name:
U.S. EPA ID Number:

8. Consignee Name and Site Address
Covanta Environmental Solutions LLC
2503 Fayetteville Street
Asheboro NC 27203 (336) 683-0911
Facility's Phone:
U.S. EPA ID Number: NCR000135384

| HM | 9. Shipping Name and Description | 10. Containers No. | 10. Containers Type | 11. Total Quantity | 12. Unit Wt./Vol. | |
|---|---|---|---|---|---|---|
| | 1. X NA1993, Combustible liquid, n.o.s., (Contains <10% Gasoline), Comb liq, III, ERG# 128 | 01 | TT | 5625 | G | PLACARD? None YES ☐ NO ☐ |
| | 2. | | | | | PLACARD? YES ☐ NO ☐ |
| | 3. | | | | | PLACARD? YES ☐ NO ☐ |
| | 4. | | | | | PLACARD? YES ☐ NO ☐ |

13. Special Handling Instructions and Additional Information
1 5005955 Petroleum Contact Water CWT: N/A PO#:

NO434
Trailer # 34
Emergency Response Guide On-board
Site arrival time 0730
Site departure time 0800
www.covanta.com

**14. SHIPPER'S CERTIFICATION:** I certify the materials are accurately described.
Shipper's/Offeror's Printed/Typed Name: Tim Moya for Adam Harris CPL
Signature: T. Moya
Month 12 Day 04 Year 21

**INT'L**

15. International Shipments ☐ Import to U.S. ☐ Export from U.S. Port of entry/exit:
Transporter Signature (for exports only): Date leaving U.S.:

**TRANSPORTER**

16. Transporter Acknowledgment of Receipt of Materials
Transporter 1 Printed/Typed Name: Jamie Mowell
Signature: Jamie Mowell
Month 12 Day 04 Year 21
Transporter 2 Printed/Typed Name:
Signature:
Month Day Year

**DESIGNATED CONSIGNEE**

17. Discrepancy
17a. Discrepancy Indication Space ☐ Quantity ☐ Type ☐ Residue ☐ Partial Rejection ☐ Full Rejection
Bill of Lading Reference Number:
17b. Alternate Consignee (or Shipper)
U.S. EPA ID Number:
Facility's Phone:
17c. Signature of Alternate Consignee (or Shipper)
Month Day Year

18. Designated Receiving Facility Owner or Operator: Certification of receipt of materials covered by the bill of lading except as noted in Item 17a
Printed/Typed Name: Kaline Davis
Signature:
Month 12 Day 4 Year 21

**COVANTA**
**Environmental Solutions**

RO 38
TR 60

SO236939

Corporate Office
5300 N 33rd St. - Milwaukee, WI 53209
Phone: 800-842-9792 Fax: 414-461-3812

**BILL OF LADING**

| 1. Shipper ID Number | 2. Page 1 of | 3. Emergency Response Phone | 4. Tracking Number |
|---|---|---|---|
| NCVSQG | | (800) 814-1204 | CES 141278 |

**SHIPPER**

5. Shipper's Name and Mailing Address
Colonial Pipeline Company
14108 Huntersville-Concord Road
Huntersvile North Carolina 28078
Shipper's Phone:

Shipper's Site Address (if different than mailing address)
Colonial Pipeline Company
14108 Huntersville-Concord Road
Huntersvile North Carolina 28078

6. Transporter 1 Company Name: Covanta Environmental Solutions
U.S. EPA ID Number: PAR000043026

7. Transporter 2 Company Name:
U.S. EPA ID Number:

8. Consignee Name and Site Address
Covanta Environmental Solutions LLC
2503 Fayetteville Street
Asheboro NC 27203 (336) 683-0911
Facility's Phone:
U.S. EPA ID Number: NCR000135384

| HM | 9. Shipping Name and Description | 10. Containers No. | 10. Containers Type | 11. Total Quantity | 12. Unit Wt./Vol. | |
|---|---|---|---|---|---|---|
| | 1. X NA1993, Combustible liquid, n.o.s., (Contains <10% Gasoline), Comb liq, III, ERG# 128 | 1 | TT | 5,125 | G | PLACARD? YES ☐ NO ☐ None |
| | 2. | | | | | PLACARD? YES ☐ NO ☐ |
| | 3. | | | | | PLACARD? YES ☐ NO ☐ |
| | 4. | | | | | PLACARD? YES ☐ NO ☐ |

13. Special Handling Instructions and Additional Information
1 5005955 Petroleum Contact Water CWT: N/A PO#:

Trailer # 60
Emergency Response Guide Onboa
Site arrival time 8:00
Site departure time 8:30
www.covanta.com

**14. SHIPPER'S CERTIFICATION:** I certify the materials are accurately described.
Shipper's/Offeror's Printed/Typed Name: Tim Mayer for Adam Harris CPL
Signature: T. L Moyer
Month 12 Day 4 Year 21

**INT'L**
15. International Shipments ☐ Import to U.S. ☐ Export from U.S. Port of entry/exit:
Transporter Signature (for exports only): Date leaving U.S.:

**TRANSPORTER**
16. Transporter Acknowledgment of Receipt of Materials
Transporter 1 Printed/Typed Name: Jose Henriquez
Signature:
Month 12 Day 04 Year 21
Transporter 2 Printed/Typed Name:
Signature:
Month Day Year

**DESIGNATED CONSIGNEE**
17. Discrepancy
17a. Discrepancy Indication Space ☐ Quantity ☐ Type ☐ Residue ☐ Partial Rejection ☐ Full Rejection
Bill of Lading Reference Number:
17b. Alternate Consignee (or Shipper)
U.S. EPA ID Number:
Facility's Phone:
17c. Signature of Alternate Consignee (or Shipper)
Month Day Year

18. Designated Receiving Facility Owner or Operator: Certification of receipt of materials covered by the bill of lading except as noted in Item 17a
Printed/Typed Name: Kaline Davis
Signature:
Month 12 Day 4 Year 21

**COVANTA**
**Environmental Solutions**

Corporate Office
5300 N 33rd St. - Milwaukee, WI 53209
Phone: 800-842-9792 Fax: 414-461-3812

SO247305

| BILL OF LADING | 1. Shipper ID Number | 2. Page 1 of | 3. Emergency Response Phone | 4. Tracking Number |
|---|---|---|---|---|
| | NCVSQG | | (800) 814-1204 | CES 141275 |

SHIPPER

5. Shipper's Name and Mailing Address
Colonial Pipeline Company
14108 Huntersville-Concord Road
Huntersvile North Carolina 28078
Shipper's Phone:

Shipper's Site Address (if different than mailing address)
Colonial Pipeline Company
14108 Huntersville-Concord Road
Huntersvile North Carolina 28078

6. Transporter 1 Company Name: Covanta Environmental Solutions
U.S. EPA ID Number: PAR000043026

7. Transporter 2 Company Name:
U.S. EPA ID Number:

8. Consignee Name and Site Address
Covanta Environmental Solutions LLC
2503 Fayetteville Street
Asheboro NC 27203 (336) 683-0911
Facility's Phone:

U.S. EPA ID Number: NCR000135384

| HM | 9. Shipping Name and Description | 10. Containers No. | 10. Containers Type | 11. Total Quantity | 12. Unit Wt./Vol. | |
|---|---|---|---|---|---|---|
| | 1. X NA1993, Combustible liquid, n.o.s., (Contains <10% Gasoline), Comb liq, III, ERG# 128 | 01 | TT | 5725 | G | PLACARD? YES ☐ NO ☐ None |
| | 2. | | | | | PLACARD? YES ☐ NO ☐ |
| | 3. | | | | | PLACARD? YES ☐ NO ☐ |
| | 4. | | | | | PLACARD? YES ☐ NO ☐ |

13. Special Handling Instructions and Additional Information
1 5005955 Petroleum Contact Water CWT: N/A PO#:

RD 43
Trailer # 34
Emergency Response Guide On-boar
Site arrival time 1121
Site departure time 1155
www.covanta.com

**14. SHIPPER'S CERTIFICATION:** I certify the materials are accurately described.

Shipper's/Offeror's Printed/Typed Name: Deric Reaper
Signature:
Month 12 Day 04 Year 21

INT'L

15. International Shipments ☐ Import to U.S. ☐ Export from U.S. Port of entry/exit:
Transporter Signature (for exports only): Date leaving U.S.:

TRANSPORTER

16. Transporter Acknowledgment of Receipt of Materials

Transporter 1 Printed/Typed Name: Janie Moreno
Signature:
Month 12 Day 04 Year 21

Transporter 2 Printed/Typed Name:
Signature:
Month Day Year

DESIGNATED CONSIGNEE

17. Discrepancy

17a. Discrepancy Indication Space ☐ Quantity ☐ Type ☐ Residue ☐ Partial Rejection ☐ Full Rejection

Bill of Lading Reference Number:

17b. Alternate Consignee (or Shipper)
U.S. EPA ID Number:
Facility's Phone:

17c. Signature of Alternate Consignee (or Shipper)
Month Day Year

18. Designated Receiving Facility Owner or Operator: Certification of receipt of materials covered by the bill of lading except as noted in Item 17a

Printed/Typed Name: Kaline Davis
Signature:
Month 12 Day 4 Year 21



SHIPPER

**COVANTA**
**Environmental Solutions**

RO #38
TR60

Corporate Office
5300 N 33rd St. - Milwaukee, WI 53209
Phone: 800-842-9792 Fax: 414-461-3812

SO240228

# BILL OF LADING

| 1. Shipper ID Number | 2. Page 1 of | 3. Emergency Response Phone | 4. Tracking Number |
|---|---|---|---|
| NCVSQG | | (800) 814-1204 | CES 141277 |

**SHIPPER**

5. Shipper's Name and Mailing Address
Colonial Pipeline Company
14108 Huntersville-Concord Road
Huntersvile North Carolina 28078
Shipper's Phone:

Shipper's Site Address (if different than mailing address)
Colonial Pipeline Company
14108 Huntersville-Concord Road
Huntersvile North Carolina 28078

6. Transporter 1 Company Name: Covanta Environmental Solutions
U.S. EPA ID Number: PAR000043026

7. Transporter 2 Company Name:
U.S. EPA ID Number:

8. Consignee Name and Site Address
Covanta Environmental Solutions LLC
2503 Fayetteville Street
Asheboro NC 27203 (336) 683-0911
Facility's Phone:
U.S. EPA ID Number: NCR000135384

| HM | 9. Shipping Name and Description | 10. Containers No. | 10. Containers Type | 11. Total Quantity | 12. Unit Wt./Vol. | |
|---|---|---|---|---|---|---|
| | 1. X NA1993, Combustible liquid, n.o.s., (Contains <10% Gasoline), Comb liq, III, ERG# 128 | 1 | TT | 5,125 | G | PLACARD? YES ☐ NO ☐ None |
| | 2. | | | | | PLACARD? YES ☐ NO ☐ |
| | 3. | | | | | PLACARD? YES ☐ NO ☐ |
| | 4. | | | | | PLACARD? YES ☐ NO ☐ |

13. Special Handling Instructions and Additional Information
1 5005955 Petroleum Contact Water CWT: N/A PO#:

Trailer # 60
Emergency Response Guide On-board
Site arrival time 1230
Site departure time 1248
www.covanta.com

**14. SHIPPER'S CERTIFICATION:** I certify the materials are accurately described.
Shipper's/Offeror's Printed/Typed Name: Deric Reaper
Signature:
Month 12 Day 4 Year 21

**INT'L**

15. International Shipments ☐ Import to U.S. ☐ Export from U.S. Port of entry/exit:
Transporter Signature (for exports only): Date leaving U.S.:

**TRANSPORTER**

16. Transporter Acknowledgment of Receipt of Materials
Transporter 1 Printed/Typed Name: Jose Henriquez
Signature:
Month 12 Day 4 Year 21
Transporter 2 Printed/Typed Name:
Signature:
Month Day Year

**DESIGNATED CONSIGNEE**

17. Discrepancy
17a. Discrepancy Indication Space ☐ Quantity ☐ Type ☐ Residue ☐ Partial Rejection ☐ Full Rejection
Bill of Lading Reference Number:
17b. Alternate Consignee (or Shipper)
U.S. EPA ID Number:
Facility's Phone:
17c. Signature of Alternate Consignee (or Shipper)
Month Day Year

18. Designated Receiving Facility Owner or Operator: Certification of receipt of materials covered by the bill of lading except as noted in Item 17a
Printed/Typed Name: Kaline Davis
Signature:
Month 12 Day 4 Year 21

**COVANTA**
**Environmental Solutions**

Corporate Office
5300 N 33rd St. - Milwaukee, WI 53209
Phone: 800-842-9792 Fax: 414-461-3812

SQ247311

| BILL OF LADING | 1. Shipper ID Number | 2. Page 1 of | 3. Emergency Response Phone | 4. Tracking Number |
|---|---|---|---|---|
| | NCVSQG | 1 | (800) 814-1204 | CES 141274 |

**SHIPPER**

5. Shipper's Name and Mailing Address
Colonial Pipeline Company
14108 Huntersville-Concord Road
Huntersvile North Carolina 28078
Shipper's Phone:

Shipper's Site Address (if different than mailing address)
Colonial Pipeline Company
14108 Huntersville-Concord Road
Huntersvile North Carolina 28078

6. Transporter 1 Company Name: Covanta Environmental Solutions
U.S. EPA ID Number: PAR000043026

7. Transporter 2 Company Name:
U.S. EPA ID Number:

8. Consignee Name and Site Address
Covanta Environmental Solutions LLC
2503 Fayetteville Street
Asheboro NC 27203 (336) 683-0911
Facility's Phone:
U.S. EPA ID Number: NCR000135384

| HM | 9. Shipping Name and Description | 10. Containers No. | 10. Containers Type | 11. Total Quantity | 12. Unit Wt./Vol. | |
|---|---|---|---|---|---|---|
| | 1. X NA1993, Combustible liquid, n.o.s., (Contains <10% Gasoline), Comb liq, III, ERG# 128 | 1 | TT | 5124 | G | PLACARD? YES ☐ NO ☐ None |
| | 2. | | | | | PLACARD? YES ☐ NO ☐ |
| | 3. | | | | | PLACARD? YES ☐ NO ☐ |
| | 4. | | | | | PLACARD? YES ☐ NO ☐ |

13. Special Handling Instructions and Additional Information
1 5005955 Petroleum Contact Water CWT: N/A PO#:

RD38 Trailer # 60
Emergency Response Guide On-boar
Site arrival time 7:20
Site departure time 7:55
www.covanta.com

14. **SHIPPER'S CERTIFICATION:** I certify the materials are accurately described.
Shipper's/Offeror's Printed/Typed Name: Tim Moyer for Adam Harris CPL
Signature: T. L. Moy
Month 12 Day 5 Year 21

**INT'L**

15. International Shipments ☐ Import to U.S. ☐ Export from U.S. Port of entry/exit:
Transporter Signature (for exports only): Date leaving U.S.:

**TRANSPORTER**

16. Transporter Acknowledgment of Receipt of Materials
Transporter 1 Printed/Typed Name: James Panther
Signature:
Month 12 Day 5 Year 21
Transporter 2 Printed/Typed Name:
Signature:
Month Day Year

**DESIGNATED CONSIGNEE**

17. Discrepancy
17a. Discrepancy Indication Space ☐ Quantity ☐ Type ☐ Residue ☐ Partial Rejection ☐ Full Rejection
Bill of Lading Reference Number:
17b. Alternate Consignee (or Shipper)
U.S. EPA ID Number:
Facility's Phone:
17c. Signature of Alternate Consignee (or Shipper)
Month Day Year

18. Designated Receiving Facility Owner or Operator: Certification of receipt of materials covered by the bill of lading except as noted in Item 17a
Printed/Typed Name: Kaine Davis
Signature:
Month 12 Day 5 Year 21

**COVANTA**
**Environmental Solutions**

RD-40
TR-18

Corporate Office
5300 N 33rd St. - Milwaukee, WI 53209
Phone: 800-842-9792 Fax: 414-461-3812

# BILL OF LADING

SO247306

| 1. Shipper ID Number | 2. Page 1 of | 3. Emergency Response Phone | 4. Tracking Number |
|---|---|---|---|
| NCVSQG | | (800) 814-1204 | CES 141272 |

**SHIPPER**

5. Shipper's Name and Mailing Address
Colonial Pipeline Company
14108 Huntersville-Concord Road
Huntersvile North Carolina 28078
Shipper's Phone:

Shipper's Site Address (if different than mailing address)
Colonial Pipeline Company
14108 Huntersville-Concord Road
Huntersvile North Carolina 28078

6. Transporter 1 Company Name
Covanta Environmental Solutions
U.S. EPA ID Number
PAR000043026

7. Transporter 2 Company Name
U.S. EPA ID Number

8. Consignee Name and Site Address
Covanta Environmental Solutions LLC
2503 Fayetteville Street
Asheboro NC 27203 (336) 683-0911
Facility's Phone:
U.S. EPA ID Number
NCR000135384

| HM | 9. Shipping Name and Description | 10. Containers No. | 10. Containers Type | 11. Total Quantity | 12. Unit Wt./Vol. | |
|---|---|---|---|---|---|---|
| | 1. X NA1993, Combustible liquid, n.o.s., (Contains <10% Gasoline), Comb liq, III, ERG# 128 | 1 | TT | 5076 | G | PLACARD? YES ☐ NO ☐ None |
| | 2. | | | | | PLACARD? YES ☐ NO ☐ |
| | 3. | | | | | PLACARD? YES ☐ NO ☐ |
| | 4. | | | | | PLACARD? YES ☐ NO ☐ |

13. Special Handling Instructions and Additional Information

1 5005955 Petroleum Contact Water CWT: N/A PO#:

Trailer # TR-18
Emergency Response Guide On-board
Site arrival time 8:10 AM
Site departure time 8:40 PM
www.covanta.com

**14. SHIPPER'S CERTIFICATION:** I certify the materials are accurately described.

Shipper's/Offeror's Printed/Typed Name: Tim Moyer for Adam Harris CPL
Signature: T.L. Moyer
Month 12 Day 5 Year 21

**INT'L**

15. International Shipments ☐ Import to U.S. ☐ Export from U.S. Port of entry/exit:
Transporter Signature (for exports only): Date leaving U.S.:

**TRANSPORTER**

16. Transporter Acknowledgment of Receipt of Materials

Transporter 1 Printed/Typed Name: Bill Johnston
Signature: Bill Johnston
Month 12 Day 5 Year 21

Transporter 2 Printed/Typed Name:
Signature:
Month Day Year

**DESIGNATED CONSIGNEE**

17. Discrepancy

17a. Discrepancy Indication Space ☐ Quantity ☐ Type ☐ Residue ☐ Partial Rejection ☐ Full Rejection

Bill of Lading Reference Number:

17b. Alternate Consignee (or Shipper)
U.S. EPA ID Number
Facility's Phone:

17c. Signature of Alternate Consignee (or Shipper)
Month Day Year

18. Designated Receiving Facility Owner or Operator: Certification of receipt of materials covered by the bill of lading except as noted in Item 17a

Printed/Typed Name: Kaline Davis
Signature:
Month 12 Day 5 Year 21

**COVANTA**
**Environmental Solutions**

Corporate Office
5300 N 33rd St. - Milwaukee, WI 53209
Phone: 800-842-9792 Fax: 414-461-3812

SO247307

**BILL OF LADING**

| 1. Shipper ID Number | 2. Page 1 of | 3. Emergency Response Phone | 4. Tracking Number |
|---|---|---|---|
| NCVSQG | 1 | (800) 814-1204 | CES 141273 |

5. Shipper's Name and Mailing Address
Colonial Pipeline Company
14108 Huntersville-Concord Road
Huntersvile North Carolina 28078
Shipper's Phone:

Shipper's Site Address (if different than mailing address)
Colonial Pipeline Company
14108 Huntersville-Concord Road
Huntersvile North Carolina 28078

6. Transporter 1 Company Name: Covanta Environmental Solutions
U.S. EPA ID Number: PAR000043026

7. Transporter 2 Company Name:
U.S. EPA ID Number:

8. Consignee Name and Site Address
Covanta Environmental Solutions LLC
2503 Fayetteville Street
Asheboro NC 27203 (336) 683-0911
Facility's Phone:
U.S. EPA ID Number: NCR000135384

| HM | 9. Shipping Name and Description | 10. Containers No. | 10. Containers Type | 11. Total Quantity | 12. Unit Wt./Vol. | |
|---|---|---|---|---|---|---|
| | 1. X NA1993, Combustible liquid, n.o.s., (Contains <10% Gasoline), Comb liq, III, ERG# 128 | 1 | TT | 5124 | G | PLACARD? None YES ☐ NO ☐ |
| | 2. | | | | | PLACARD? YES ☐ NO ☐ |
| | 3. | | | | | PLACARD? YES ☐ NO ☐ |
| | 4. | | | | | PLACARD? YES ☐ NO ☐ |

13. Special Handling Instructions and Additional Information
1 5005955 Petroleum Contact Water CWT: N/A PO#:
RD 38
Trailer # 60
Emergency Response Guide On-board
Site arrival time 11:30
Site departure time 11:55
www.covanta.com

**14. SHIPPER'S CERTIFICATION:** I certify the materials are accurately described.
Shipper's/Offeror's Printed/Typed Name: Tim Moyer for Adam Harris @ CPL
Signature: T. Moy
Month 12 Day 5 Year 21

15. International Shipments ☐ Import to U.S. ☐ Export from U.S. Port of entry/exit:
Transporter Signature (for exports only): Date leaving U.S.:

16. Transporter Acknowledgment of Receipt of Materials
Transporter 1 Printed/Typed Name: JAMES PRATHER
Signature:
Month 12 Day 5 Year 21
Transporter 2 Printed/Typed Name:
Signature:
Month Day Year

17. Discrepancy
17a. Discrepancy Indication Space ☐ Quantity ☐ Type ☐ Residue ☐ Partial Rejection ☐ Full Rejection
Bill of Lading Reference Number:
17b. Alternate Consignee (or Shipper)
U.S. EPA ID Number
Facility's Phone:
17c. Signature of Alternate Consignee (or Shipper)
Month Day Year

18. Designated Receiving Facility Owner or Operator: Certification of receipt of materials covered by the bill of lading except as noted in Item 17a
Printed/Typed Name: Kaline Davis
Signature:
Month 12 Day 5 Year 21

SHIPPER | INT'L | TRANSPORTER | DESIGNATED CONSIGNEE

**COVANTA**
**Environmental Solutions**

RD-40
TR-18

Corporate Office
5300 N 33rd St. - Milwaukee, WI 53209
Phone: 800-842-9792 Fax: 414-461-3812

SO247315

# BILL OF LADING

| 1. Shipper ID Number | 2. Page 1 of | 3. Emergency Response Phone | 4. Tracking Number |
|---|---|---|---|
| NCVSQG | | (800) 814-1204 | CES 141271 |

**SHIPPER**

5. Shipper's Name and Mailing Address
Colonial Pipeline Company
14108 Huntersville-Concord Road
Huntersvile North Carolina 28078
Shipper's Phone:

Shipper's Site Address (if different than mailing address)
Colonial Pipeline Company
14108 Huntersville-Concord Road
Huntersvile North Carolina 28078

6. Transporter 1 Company Name: Covanta Environmental Solutions
U.S. EPA ID Number: PAR000043026

7. Transporter 2 Company Name:
U.S. EPA ID Number:

8. Consignee Name and Site Address
Covanta Environmental Solutions LLC
2503 Fayetteville Street
Asheboro NC 27203 (336) 683-0911
Facility's Phone:
U.S. EPA ID Number: NCR000135384

| HM | 9. Shipping Name and Description | 10. Containers No. | 10. Containers Type | 11. Total Quantity | 12. Unit Wt./Vol. | |
|---|---|---|---|---|---|---|
| | 1. X NA1993, Combustible liquid, n.o.s., (Contains <10% Gasoline), Comb liq, III, ERG# 128 | 1 | TT | 5076 | G | PLACARD? YES ☐ NO ☐ None |
| | 2. | | | | | PLACARD? YES ☐ NO ☐ |
| | 3. | | | | | PLACARD? YES ☐ NO ☐ |
| | 4. | | | | | PLACARD? YES ☐ NO ☐ |

13. Special Handling Instructions and Additional Information
1 5005955 Petroleum Contact Water CWT: N/A PO#:

Trailer # TR-18
Emergency Response Guide Onboard
Site arrival time 12:00 PM
Site departure time 1:20 PM
www.covanta.com

**14. SHIPPER'S CERTIFICATION:** I certify the materials are accurately described.
Shipper's/Offeror's Printed/Typed Name: Tim Moye for Adam Harris CPL
Signature: T. L. Moye
Month 12 Day 5 Year 21

**INT'L**

15. International Shipments ☐ Import to U.S. ☐ Export from U.S. Port of entry/exit:
Transporter Signature (for exports only): Date leaving U.S.:

**TRANSPORTER**

16. Transporter Acknowledgment of Receipt of Materials
Transporter 1 Printed/Typed Name: Bill Johnston
Signature: Bill Johnston
Month 12 Day 5 Year 21
Transporter 2 Printed/Typed Name:
Signature:
Month Day Year

**DESIGNATED CONSIGNEE**

17. Discrepancy
17a. Discrepancy Indication Space ☐ Quantity ☐ Type ☐ Residue ☐ Partial Rejection ☐ Full Rejection
Bill of Lading Reference Number:
17b. Alternate Consignee (or Shipper)
U.S. EPA ID Number:
Facility's Phone:
17c. Signature of Alternate Consignee (or Shipper)
Month Day Year

18. Designated Receiving Facility Owner or Operator: Certification of receipt of materials covered by the bill of lading except as noted in Item 17a
Printed/Typed Name: Katine Davis
Signature:
Month 12 Day 5 Year 21

**COVANTA**
**Environmental Solutions**

TK# 38 / TRL# 60 SQ247468

Corporate Office
5300 N 33rd St. - Milwaukee, WI 53209
Phone: 800-842-9792 Fax: 414-461-3812

**BILL OF LADING**

| 1. Shipper ID Number | 2. Page 1 of | 3. Emergency Response Phone | 4. Tracking Number |
|---|---|---|---|
| NCVSQG | | (800) 814-1204 | CES 141667 |

**SHIPPER**

5. Shipper's Name and Mailing Address
Colonial Pipeline Company
14108 Huntersville-Concord Road
Huntersville North Carolina 28078
Shipper's Phone:

Shipper's Site Address (if different than mailing address)
Colonial Pipeline Company
14108 Huntersville-Concord Road
Huntersville North Carolina 28078

6. Transporter 1 Company Name: Covanta Environmental Solutions
U.S. EPA ID Number: PAR000043026

7. Transporter 2 Company Name:
U.S. EPA ID Number:

8. Consignee Name and Site Address
Covanta Environmental Solutions LLC
2503 Fayetteville Street
Asheboro NC 27203 (336) 683-0911
Facility's Phone:

U.S. EPA ID Number: NCR000135384

| HM | 9. Shipping Name and Description | 10. Containers No. | 10. Containers Type | 11. Total Quantity | 12. Unit Wt./Vol. | |
|---|---|---|---|---|---|---|
| | 1. X NA1993, Combustible liquid, n.o.s., (Contains <10% Gasoline), Comb liq, III, ERG# 128 | 1 | TT | 5125 | G | PLACARD? YES ☐ NO ☐ None |
| | 2. | | | | | PLACARD? YES ☐ NO ☐ |
| | 3. | | | | | PLACARD? YES ☐ NO ☐ |
| | 4. | | | | | PLACARD? YES ☐ NO ☐ |

13. Special Handling Instructions and Additional Information
1 5005955 Petroleum Contact Water CWT: N/A PO#:

Trailer #____
Emergency Response Guide On-board
Site arrival time 1030
Site departure time 1130
www.covanta.com

**14. SHIPPER'S CERTIFICATION:** I certify the materials are accurately described.

| Shipper's/Offeror's Printed/Typed Name | Signature | Month | Day | Year |
|---|---|---|---|---|
| Tim Moya for Adam Harris CPL | T. L Moya | 12 | 6 | 21 |

**INT'L**

15. International Shipments ☐ Import to U.S. ☐ Export from U.S. Port of entry/exit:
Transporter Signature (for exports only): Date leaving U.S.:

**TRANSPORTER**

16. Transporter Acknowledgment of Receipt of Materials

| Transporter 1 Printed/Typed Name | Signature | Month | Day | Year |
|---|---|---|---|---|
| Bobby Jarrett | Bobby Jarrett | 12 | 6 | 21 |
| Transporter 2 Printed/Typed Name | Signature | Month | Day | Year |
| | | | | |

**DESIGNATED CONSIGNEE**

17. Discrepancy
17a. Discrepancy Indication Space ☐ Quantity ☐ Type ☐ Residue ☐ Partial Rejection ☐ Full Rejection
Bill of Lading Reference Number:
17b. Alternate Consignee (or Shipper) U.S. EPA ID Number
Facility's Phone:
17c. Signature of Alternate Consignee (or Shipper) Month Day Year

18. Designated Receiving Facility Owner or Operator: Certification of receipt of materials covered by the bill of lading except as noted in Item 17a

| Printed/Typed Name | Signature | Month | Day | Year |
|---|---|---|---|---|
| Henry Ferrell | Henry Ferrell | 12 | 6 | 21 |

**COVANTA**
**Environmental Solutions**

RD-40
TR-18

Corporate Office
5300 N 33rd St. - Milwaukee, WI 53209
Phone: 800-842-9792 Fax: 414-461-3812

SO247461

**BILL OF LADING**

| 1. Shipper ID Number | 2. Page 1 of | 3. Emergency Response Phone | 4. Tracking Number |
|---|---|---|---|
| NCVSQG | | (800) 814-1204 | CES 141374 |

**SHIPPER**

5. Shipper's Name and Mailing Address
Colonial Pipeline Company
14108 Huntersville-Concord Road
Huntersvile North Carolina 28078
Shipper's Phone:

Shipper's Site Address (if different than mailing address)
Colonial Pipeline Company
14108 Huntersville-Concord Road
Huntersvile North Carolina 28078

6. Transporter 1 Company Name: Covanta Environmental Solutions
U.S. EPA ID Number: PAR000043026

7. Transporter 2 Company Name:
U.S. EPA ID Number:

8. Consignee Name and Site Address
Covanta Environmental Solutions LLC
2503 Fayetteville Street
Asheboro NC 27203 (336) 683-0911
Facility's Phone:
U.S. EPA ID Number: NCR000135384

| HM | 9. Shipping Name and Description | 10. Containers No. | 10. Containers Type | 11. Total Quantity | 12. Unit Wt./Vol. | |
|---|---|---|---|---|---|---|
| | 1. X NA1993, Combustible liquid, n.o.s., (Contains <10% Gasoline), Comb liq, III, ERG# 128 | 1 | TT | 5076 | G | PLACARD? YES ☐ NO ☐ |
| | 2. | | | | | PLACARD? YES ☐ NO ☐ |
| | 3. | | | | | PLACARD? YES ☐ NO ☐ |
| | 4. | | | | | PLACARD? YES ☐ NO ☐ |

13. Special Handling Instructions and Additional Information
1 5005955 Petroleum Contact Water CWT: N/A PO#:

Trailer # TR-18
Emergency Response Guide On-board
Site arrival time 12:40 PM
Site departure time 1:15 PM
www.covanta.com

**14. SHIPPER'S CERTIFICATION:** I certify the materials are accurately described.
Shipper's/Offeror's Printed/Typed Name: Tim Moyer for Adam Harris CPL
Signature: T. L. Moya
Month 12 Day 6 Year 21

**INT'L**

15. International Shipments ☐ Import to U.S. ☐ Export from U.S. Port of entry/exit:
Transporter Signature (for exports only): Date leaving U.S.:

**TRANSPORTER**

16. Transporter Acknowledgment of Receipt of Materials
Transporter 1 Printed/Typed Name: Bill Johnston
Signature: Bill Johnston
Month 12 Day 6 Year 21
Transporter 2 Printed/Typed Name:
Signature:
Month Day Year

**DESIGNATED CONSIGNEE**

17. Discrepancy
17a. Discrepancy Indication Space ☐ Quantity ☐ Type ☐ Residue ☐ Partial Rejection ☐ Full Rejection
Bill of Lading Reference Number:
17b. Alternate Consignee (or Shipper)
U.S. EPA ID Number:
Facility's Phone:
17c. Signature of Alternate Consignee (or Shipper)
Month Day Year

18. Designated Receiving Facility Owner or Operator: Certification of receipt of materials covered by the bill of lading except as noted in Item 17a
Printed/Typed Name: Rahne Davis
Signature:
Month 12 Day 6 Year 21

**COVANTA**
**Environmental Solutions**

TK#38 / TRL# 600 SO247464

Corporate Office
5300 N 33rd St. - Milwaukee, WI 53209
Phone: 800-842-9792 Fax: 414-461-3812

**BILL OF LADING**

| 1. Shipper ID Number | 2. Page 1 of | 3. Emergency Response Phone | 4. Tracking Number |
|---|---|---|---|
| NCVSQG | | (800) 814-1204 | CES 141669 |

**SHIPPER**

5. Shipper's Name and Mailing Address
Colonial Pipeline Company
14108 Huntersville-Concord Road
Huntersvile North Carolina 28078
Shipper's Phone:

Shipper's Site Address (if different than mailing address)
Colonial Pipeline Company
14108 Huntersville-Concord Road
Huntersvile North Carolina 28078

6. Transporter 1 Company Name: Covanta Environmental Solutions — U.S. EPA ID Number: PAR000043026

7. Transporter 2 Company Name — U.S. EPA ID Number:

8. Consignee Name and Site Address
Covanta Environmental Solutions LLC
2503 Fayetteville Street
Asheboro NC 27203 (336) 683-0911
Facility's Phone:

U.S. EPA ID Number: NCR000135384

| HM | 9. Shipping Name and Description | 10. Containers No. | 10. Containers Type | 11. Total Quantity | 12. Unit Wt./Vol. | |
|---|---|---|---|---|---|---|
| | 1. X NA1993, Combustible liquid, n.o.s., (Contains <10% Gasoline), Comb liq, III, ERG# 128 | 1 | TT | 5725 | G | PLACARD? YES ☐ NO ☐ None |
| | 2. | | | | | PLACARD? YES ☐ NO ☐ |
| | 3. | | | | | PLACARD? YES ☐ NO ☐ |
| | 4. | | | | | PLACARD? YES ☐ NO ☐ |

13. Special Handling Instructions and Additional Information
1 5005955 Petroleum Contact Water CWT: N/A PO#:

Trailer #:
Emergency Response Guide On boar
Site arrival time 7:30
Site departure time 8:00
www.covanta.com

**14. SHIPPER'S CERTIFICATION:** I certify the materials are accurately described.

Shipper's/Offeror's Printed/Typed Name: Tim Moya For Adam Harris CPL — Signature: T.Moya — Month 12 Day 6 Year 21

**INT'L**

15. International Shipments ☐ Import to U.S. ☐ Export from U.S. Port of entry/exit:
Transporter Signature (for exports only): Date leaving U.S.:

**TRANSPORTER**

16. Transporter Acknowledgment of Receipt of Materials

Transporter 1 Printed/Typed Name: Bobby Jarrett — Signature: Bobby Jarrett — Month 12 Day 6 Year 21

Transporter 2 Printed/Typed Name — Signature — Month Day Year

**DESIGNATED CONSIGNEE**

17. Discrepancy

17a. Discrepancy Indication Space ☐ Quantity ☐ Type ☐ Residue ☐ Partial Rejection ☐ Full Rejection

Bill of Lading Reference Number:

17b. Alternate Consignee (or Shipper) — U.S. EPA ID Number

Facility's Phone:

17c. Signature of Alternate Consignee (or Shipper) — Month Day Year

18. Designated Receiving Facility Owner or Operator: Certification of receipt of materials covered by the bill of lading except as noted in Item 17a

Printed/Typed Name: Katina Davis — Signature — Month 12 Day 6 Year 21

**COVANTA**
**Environmental Solutions**

RD-40
TR-18

SO247467

Corporate Office
5300 N 33rd St. - Milwaukee, WI 53209
Phone: 800-842-9792 Fax: 414-461-3812

# BILL OF LADING

| 1. Shipper ID Number | 2. Page 1 of | 3. Emergency Response Phone | 4. Tracking Number |
|---|---|---|---|
| NCVSQG | | (800) 814-1204 | CES 141668 |

**SHIPPER**

5. Shipper's Name and Mailing Address
Colonial Pipeline Company
14108 Huntersville-Concord Road
Huntersvile North Carolina 28078
Shipper's Phone:

Shipper's Site Address (if different than mailing address)
Colonial Pipeline Company
14108 Huntersville-Concord Road
Huntersvile North Carolina 28078

6. Transporter 1 Company Name
Covanta Environmental Solutions
U.S. EPA ID Number
PAR000043026

7. Transporter 2 Company Name
U.S. EPA ID Number

8. Consignee Name and Site Address
Covanta Environmental Solutions LLC
2503 Fayetteville Street
Asheboro NC 27203 (336) 683-0911
Facility's Phone:
U.S. EPA ID Number
NCR000135384

| HM | 9. Shipping Name and Description | 10. Containers No. | 10. Containers Type | 11. Total Quantity | 12. Unit Wt./Vol. | |
|---|---|---|---|---|---|---|
| | 1. X NA1993, Combustible liquid, n.o.s., (Contains <10% Gasoline), Comb liq, III, ERG# 128 | 1 | TT | 1900 | G | PLACARD? None YES ☐ NO ☐ |
| | 2. | | | | | PLACARD? YES ☐ NO ☐ |
| | 3. | | | | | PLACARD? YES ☐ NO ☐ |
| | 4. | | | | | PLACARD? YES ☐ NO ☐ |

13. Special Handling Instructions and Additional Information
1 5005955 Petroleum Contact Water CWT: N/A PO#:

Trailer # TR-18
Emergency Response Guide On-boar
Site arrival time 10:20 AM
Site departure time 10:50
www.covanta.com

**14. SHIPPER'S CERTIFICATION:** I certify the materials are accurately described.

| Shipper's/Offeror's Printed/Typed Name | Signature | Month | Day | Year |
|---|---|---|---|---|
| Tim Moyer for Adam Harris CPL | T.T.Moy | 12 | 6 | 21 |

**INT'L**

15. International Shipments ☐ Import to U.S. ☐ Export from U.S. Port of entry/exit:
Transporter Signature (for exports only): Date leaving U.S.:

**TRANSPORTER**

16. Transporter Acknowledgment of Receipt of Materials

| Transporter 1 Printed/Typed Name | Signature | Month | Day | Year |
|---|---|---|---|---|
| Bill Johnston | Bill Johnston | 12 | 6 | 21 |
| Transporter 2 Printed/Typed Name | Signature | Month | Day | Year |
| | | | | |

**DESIGNATED CONSIGNEE**

17. Discrepancy

17a. Discrepancy Indication Space ☐ Quantity ☐ Type ☐ Residue ☐ Partial Rejection ☐ Full Rejection

Bill of Lading Reference Number:

17b. Alternate Consignee (or Shipper)
U.S. EPA ID Number
Facility's Phone:

17c. Signature of Alternate Consignee (or Shipper)

| Month | Day | Year |
|---|---|---|
| | | |

18. Designated Receiving Facility Owner or Operator: Certification of receipt of materials covered by the bill of lading except as noted in Item 17a

| Printed/Typed Name | Signature | Month | Day | Year |
|---|---|---|---|---|
| Harry Ferrell | Harry Ferrell | 12 | 6 | 21 |

**COVANTA**
**Environmental Solutions**

RD-40
TR-18

SO247470

Corporate Office
5300 N 33rd St. - Milwaukee, WI 53209
Phone: 800-842-9792 Fax: 414-461-3812

# BILL OF LADING

| 1. Shipper ID Number | 2. Page 1 of | 3. Emergency Response Phone | 4. Tracking Number |
|---|---|---|---|
| NCVSQG | | (800) 814-1204 | CES 141670 |

**SHIPPER**

5. Shipper's Name and Mailing Address
Colonial Pipeline Company
14108 Huntersville-Concord Road
Huntersvile North Carolina 28078
Shipper's Phone:

Shipper's Site Address (if different than mailing address)
Colonial Pipeline Company
14108 Huntersville-Concord Road
Huntersvile North Carolina 28078

6. Transporter 1 Company Name: Covanta Environmental Solutions
U.S. EPA ID Number: PAR000043026

7. Transporter 2 Company Name
U.S. EPA ID Number

8. Consignee Name and Site Address
Covanta Environmental Solutions LLC
2503 Fayetteville Street
Asheboro NC 27203 (336) 683-0911
Facility's Phone:
U.S. EPA ID Number: NCR000135384

| HM | 9. Shipping Name and Description | 10. Containers No. | 10. Containers Type | 11. Total Quantity | 12. Unit Wt./Vol. | |
|---|---|---|---|---|---|---|
| | 1. X NA1993, Combustible liquid, n.o.s., (Contains <10% Gasoline), Comb liq, III, ERG# 128 | 1 | TT | 5076 | G | PLACARD? YES ☐ NO ☐ None |
| | 2. | | | | | PLACARD? YES ☐ NO ☐ |
| | 3. | | | | | PLACARD? YES ☐ NO ☐ |
| | 4. | | | | | PLACARD? YES ☐ NO ☐ |

13. Special Handling Instructions and Additional Information
1 5005955 Petroleum Contact Water CWT: N/A PO#:

Trailer # TR-18
Emergency Response Guide On-board
Site arrival time 7:20 AM
Site departure time 8:00 AM
www.covanta.com

**14. SHIPPER'S CERTIFICATION:** I certify the materials are accurately described.

| Shipper's/Offeror's Printed/Typed Name | Signature | Month | Day | Year |
|---|---|---|---|---|
| Tim Moyer for Adam Harris CPL | T. L. Moyer | 12 | 6 | 21 |

**INT'L**

15. International Shipments ☐ Import to U.S. ☐ Export from U.S. Port of entry/exit:
Transporter Signature (for exports only): Date leaving U.S.:

**TRANSPORTER**

16. Transporter Acknowledgment of Receipt of Materials

| Transporter 1 Printed/Typed Name | Signature | Month | Day | Year |
|---|---|---|---|---|
| Bill Johnston | Bill Johnston | 12 | 6 | 21 |
| Transporter 2 Printed/Typed Name | Signature | Month | Day | Year |
| | | | | |

**DESIGNATED CONSIGNEE**

17. Discrepancy

17a. Discrepancy Indication Space ☐ Quantity ☐ Type ☐ Residue ☐ Partial Rejection ☐ Full Rejection

Bill of Lading Reference Number:

17b. Alternate Consignee (or Shipper)
U.S. EPA ID Number
Facility's Phone:

| 17c. Signature of Alternate Consignee (or Shipper) | | Month | Day | Year |
|---|---|---|---|---|
| | | | | |

18. Designated Receiving Facility Owner or Operator: Certification of receipt of materials covered by the bill of lading except as noted in Item 17a

| Printed/Typed Name | Signature | Month | Day | Year |
|---|---|---|---|---|
| Sherry Farrell | Sherry Farrell | 12 | 6 | 21 |

**COVANTA**
**Environmental Solutions**

TK# 38/60

SO247471

Corporate Office
5300 N 33rd St. - Milwaukee, WI 53209
Phone: 800-842-9792 Fax: 414-461-3812

# BILL OF LADING

| 1. Shipper ID Number | 2. Page 1 of | 3. Emergency Response Phone | 4. Tracking Number |
|---|---|---|---|
| NCVSQG | | (800) 814-1204 | CES 141671 |

**SHIPPER**

5. Shipper's Name and Mailing Address
Colonial Pipeline Company
14108 Huntersville-Concord Road
Huntersvile North Carolina 28078
Shipper's Phone:

Shipper's Site Address (if different than mailing address)
Colonial Pipeline Company
14108 Huntersville-Concord Road
Huntersvile North Carolina 28078

6. Transporter 1 Company Name: Covanta Environmental Solutions
U.S. EPA ID Number: PAR000043026

7. Transporter 2 Company Name:
U.S. EPA ID Number:

8. Consignee Name and Site Address
Covanta Environmental Solutions LLC
2503 Fayetteville Street
Asheboro NC 27203 (336) 683-0911
Facility's Phone:
U.S. EPA ID Number: NCR000135384

| HM | 9. Shipping Name and Description | 10. Containers No. | 10. Containers Type | 11. Total Quantity | 12. Unit Wt./Vol. | |
|---|---|---|---|---|---|---|
| | 1. X NA1993, Combustible liquid, n.o.s., (Contains <10% Gasoline), Comb liq, III, ERG# 128 | 1 | TT | 5125 | G | PLACARD? YES ☐ NO ☒ |
| | 2. | | | | | PLACARD? YES ☐ NO ☐ |
| | 3. | | | | | PLACARD? YES ☐ NO ☐ |
| | 4. | | | | | PLACARD? YES ☐ NO ☐ |

13. Special Handling Instructions and Additional Information
1 5005955 Petroleum Contact Water CWT: N/A PO#:

Trailer #____
Emergency Response Guide On-board
Site arrival time 7:50
Site departure time 8:40
www.covanta.com

**14. SHIPPER'S CERTIFICATION:** I certify the materials are accurately described.

Shipper's/Offeror's Printed/Typed Name: Tim Mayer for Adam Harris CPL
Signature: J.L Moy
Month 12 Day 6 Year 21

**INT'L**

15. International Shipments ☐ Import to U.S. ☐ Export from U.S. Port of entry/exit:
Transporter Signature (for exports only): Date leaving U.S.:

**TRANSPORTER**

16. Transporter Acknowledgment of Receipt of Materials

Transporter 1 Printed/Typed Name: Bobby Jarrett
Signature: Bobby Jarrett
Month 12 Day 6 Year 21

Transporter 2 Printed/Typed Name:
Signature:
Month Day Year

**DESIGNATED CONSIGNEE**

17. Discrepancy

17a. Discrepancy Indication Space ☐ Quantity ☐ Type ☐ Residue ☐ Partial Rejection ☐ Full Rejection

Bill of Lading Reference Number:

17b. Alternate Consignee (or Shipper)
U.S. EPA ID Number:
Facility's Phone:

17c. Signature of Alternate Consignee (or Shipper)
Month Day Year

18. Designated Receiving Facility Owner or Operator: Certification of receipt of materials covered by the bill of lading except as noted in Item 17a

Printed/Typed Name: Sherry Farrell
Signature: Sherry Farrell
Month 12 Day 6 Year 21

**COVANTA**
**Environmental Solutions**

RD-40
SO247503 TR-18

Corporate Office
5300 N 33rd St. - Milwaukee, WI 53209
Phone: 800-842-9792 Fax: 414-461-3812

# BILL OF LADING

| 1. Shipper ID Number | 2. Page 1 of | 3. Emergency Response Phone | 4. Tracking Number |
|---|---|---|---|
| NCVSQG | | (800) 814-1204 | CES 141679 |

**SHIPPER**

5. Shipper's Name and Mailing Address
Colonial Pipeline Company
14108 Huntersville-Concord Road
Huntersvile North Carolina 28078
Shipper's Phone:

Shipper's Site Address (if different than mailing address)
Colonial Pipeline Company
14108 Huntersville-Concord Road
Huntersvile North Carolina 28078

6. Transporter 1 Company Name: Covanta Environmental Solutions
U.S. EPA ID Number: PAR000043026

7. Transporter 2 Company Name:
U.S. EPA ID Number:

8. Consignee Name and Site Address
Covanta Environmental Solutions LLC
2503 Fayetteville Street
Asheboro NC 27203 (336) 683-0911
Facility's Phone:

U.S. EPA ID Number: NCR000135384

| HM | 9. Shipping Name and Description | 10. Containers No. | 10. Containers Type | 11. Total Quantity | 12. Unit Wt./Vol. | |
|---|---|---|---|---|---|---|
| | 1. X NA1993, Combustible liquid, n.o.s., (Contains <10% Gasoline), Comb liq, III, ERG# 128 | 1 | TT | 4700 | G | PLACARD? None YES ☐ NO ☐ |
| | 2. | | | | | PLACARD? YES ☐ NO ☐ |
| | 3. | | | | | PLACARD? YES ☐ NO ☐ |
| | 4. | | | | | PLACARD? YES ☐ NO ☐ |

13. Special Handling Instructions and Additional Information
1 5005955 Petroleum Contact Water CWT: N/A PO#:

Trailer # TR-18
Emergency Response Guide On-boa
Site arrival time 8:00 AM
Site departure time 9:40 AM
www.covanta.com

**14. SHIPPER'S CERTIFICATION:** I certify the materials are accurately described.

Shipper's/Offeror's Printed/Typed Name: Tim Moyer for Adam Harris CPL
Signature: T. L. Moyer
Month 12 Day 7 Year 21

**INT'L**

15. International Shipments ☐ Import to U.S. ☐ Export from U.S. Port of entry/exit:
Transporter Signature (for exports only): Date leaving U.S.:

**TRANSPORTER**

16. Transporter Acknowledgment of Receipt of Materials

Transporter 1 Printed/Typed Name: Bill Johnston
Signature: Bill Johnston
Month 12 Day 7 Year 21

Transporter 2 Printed/Typed Name:
Signature:
Month Day Year

**DESIGNATED CONSIGNEE**

17. Discrepancy

17a. Discrepancy Indication Space ☐ Quantity ☐ Type ☐ Residue ☐ Partial Rejection ☐ Full Rejection

Bill of Lading Reference Number:

17b. Alternate Consignee (or Shipper)
U.S. EPA ID Number:
Facility's Phone:

17c. Signature of Alternate Consignee (or Shipper)
Month Day Year

18. Designated Receiving Facility Owner or Operator: Certification of receipt of materials covered by the bill of lading except as noted in Item 17a

Printed/Typed Name: Johnny Farrell
Signature: Johnny Farrell
Month 12 Day 7 Year 21

**COVANTA**
**Environmental Solutions**

TK# 38 / TRL# 60

SO247500

Corporate Office
5300 N 33rd St. - Milwaukee, WI 53209
Phone: 800-842-9792 Fax: 414-461-3812

**BILL OF LADING**

1. Shipper ID Number: NCVSQG
2. Page 1 of
3. Emergency Response Phone: (800) 814-1204
4. Tracking Number: CES 141680

SHIPPER

5. Shipper's Name and Mailing Address
Colonial Pipeline Company
14108 Huntersville-Concord Road
Huntersvile North Carolina 28078
Shipper's Phone:

Shipper's Site Address (if different than mailing address)
Colonial Pipeline Company
14108 Huntersville-Concord Road
Huntersvile North Carolina 28078

6. Transporter 1 Company Name: Covanta Environmental Solutions
U.S. EPA ID Number: PAR000043026

7. Transporter 2 Company Name:
U.S. EPA ID Number:

8. Consignee Name and Site Address
Covanta Environmental Solutions LLC
2503 Fayetteville Street
Asheboro NC 27203 (336) 683-0911
Facility's Phone:
U.S. EPA ID Number: NCR000135384

| HM | 9. Shipping Name and Description | 10. Containers No. | 10. Containers Type | 11. Total Quantity | 12. Unit Wt./Vol. | |
|---|---|---|---|---|---|---|
| | 1. X NA1993, Combustible liquid, n.o.s., (Contains <10% Gasoline), Comb liq, III, ERG# 128 | 1 | TT | 5725 | G | PLACARD? YES ☐ NO ☒ None |
| | 2. | | | | | PLACARD? YES ☐ NO ☐ |
| | 3. | | | | | PLACARD? YES ☐ NO ☐ |
| | 4. | | | | | PLACARD? YES ☐ NO ☐ |

13. Special Handling Instructions and Additional Information
1 5005955 Petroleum Contact Water CWT: N/A PO#:

Trailer #_____
Emergency Response Guide On-boar
Site arrival time 7:15
Site departure time 7:40
www.covanta.com

**14. SHIPPER'S CERTIFICATION:** I certify the materials are accurately described.

Shipper's/Offeror's Printed/Typed Name: Tim Mayer for Adam Harris CPL
Signature: T.L. Moyer
Month: 12 Day: 7 Year: 21

INT'L

15. International Shipments ☐ Import to U.S. ☐ Export from U.S. Port of entry/exit:
Transporter Signature (for exports only): Date leaving U.S.:

TRANSPORTER

16. Transporter Acknowledgment of Receipt of Materials

Transporter 1 Printed/Typed Name: Bobby Jarrett
Signature: Bobby Jarrett
Month: 12 Day: 7 Year: 21

Transporter 2 Printed/Typed Name:
Signature:
Month: Day: Year:

DESIGNATED CONSIGNEE

17. Discrepancy

17a. Discrepancy Indication Space ☐ Quantity ☐ Type ☐ Residue ☐ Partial Rejection ☐ Full Rejection

Bill of Lading Reference Number:

17b. Alternate Consignee (or Shipper)
U.S. EPA ID Number:
Facility's Phone:

17c. Signature of Alternate Consignee (or Shipper)
Month: Day: Year:

18. Designated Receiving Facility Owner or Operator: Certification of receipt of materials covered by the bill of lading except as noted in Item 17a

Printed/Typed Name: Sherry Farrell
Signature: Sherry Farrell
Month: 12 Day: 7 Year: 21

**COVANTA**
**Environmental Solutions**

T/C #38 / TRL #60

SO247502

Corporate Office
5300 N 33rd St. - Milwaukee, WI 53209
Phone: 800-842-9792 Fax: 414-461-3812

# BILL OF LADING

1. Shipper ID Number: NCVSQG
2. Page 1 of
3. Emergency Response Phone: (800) 814-1204
4. Tracking Number: CES 141681

**SHIPPER**

5. Shipper's Name and Mailing Address
Colonial Pipeline Company
14108 Huntersville-Concord Road
Huntersvile North Carolina 28078
Shipper's Phone:

Shipper's Site Address (if different than mailing address)
Colonial Pipeline Company
14108 Huntersville-Concord Road
Huntersvile North Carolina 28078

6. Transporter 1 Company Name: Covanta Environmental Solutions
U.S. EPA ID Number: PAR000043026

7. Transporter 2 Company Name
U.S. EPA ID Number

8. Consignee Name and Site Address
Covanta Environmental Solutions LLC
2503 Fayetteville Street
Asheboro NC 27203 (336) 683-0911
Facility's Phone:
U.S. EPA ID Number: NCR000135384

| HM | 9. Shipping Name and Description | 10. Containers No. | 10. Containers Type | 11. Total Quantity | 12. Unit Wt./Vol. | |
|---|---|---|---|---|---|---|
| | 1. X NA1993, Combustible liquid, n.o.s., (Contains <10% Gasoline), Comb liq, III, ERG# 128 | 1 | TT | 5125 | G | PLACARD? YES ☐ NO ☐ None |
| | 2. | | | | | PLACARD? YES ☐ NO ☐ |
| | 3. | | | | | PLACARD? YES ☐ NO ☐ |
| | 4. | | | | | PLACARD? YES ☐ NO ☐ |

13. Special Handling Instructions and Additional Information
1 5005955 Petroleum Contact Water CWT: N/A PO#:

Trailer #:____
Emergency Response Guide On-board
Site arrival time 9:50
Site departure time 10:20
www.covanta.com

**14. SHIPPER'S CERTIFICATION:** I certify the materials are accurately described.
Shipper's/Offeror's Printed/Typed Name: Tim Moyer for Adam Harris CPL
Signature: T. L. Moy
Month: 12 Day: 7 Year: 21

**INT'L**

15. International Shipments ☐ Import to U.S. ☐ Export from U.S. Port of entry/exit:
Transporter Signature (for exports only):
Date leaving U.S.:

**TRANSPORTER**

16. Transporter Acknowledgment of Receipt of Materials
Transporter 1 Printed/Typed Name: Bobby Jarrett
Signature: Bobby Jarrett
Month: 12 Day: 7 Year: 21
Transporter 2 Printed/Typed Name
Signature
Month Day Year

**DESIGNATED CONSIGNEE**

17. Discrepancy
17a. Discrepancy Indication Space ☐ Quantity ☐ Type ☐ Residue ☐ Partial Rejection ☐ Full Rejection
Bill of Lading Reference Number:
17b. Alternate Consignee (or Shipper)
U.S. EPA ID Number
Facility's Phone:
17c. Signature of Alternate Consignee (or Shipper)
Month Day Year

18. Designated Receiving Facility Owner or Operator: Certification of receipt of materials covered by the bill of lading except as noted in Item 17a
Printed/Typed Name: Henry Farrell
Signature: Henry Farrell
Month: 12 Day: 7 Year: 21

**COVANTA**
**Environmental Solutions**

RD-40
SO247472 TR-18

Corporate Office
5300 N 33rd St. - Milwaukee, WI 53209
Phone: 800-842-9792 Fax: 414-461-3812

**BILL OF LADING**

| 1. Shipper ID Number | 2. Page 1 of | 3. Emergency Response Phone | 4. Tracking Number |
|---|---|---|---|
| NCVSQG | | (800) 814-1204 | CES 141682 |

**SHIPPER**

5. Shipper's Name and Mailing Address
Colonial Pipeline Company
14108 Huntersville-Concord Road
Huntersville North Carolina 28078
Shipper's Phone:

Shipper's Site Address (if different than mailing address)
Colonial Pipeline Company
14108 Huntersville-Concord Road
Huntersville North Carolina 28078

6. Transporter 1 Company Name: Covanta Environmental Solutions
U.S. EPA ID Number: PAR000043026

7. Transporter 2 Company Name:
U.S. EPA ID Number:

8. Consignee Name and Site Address
Covanta Environmental Solutions LLC
2503 Fayetteville Street
Asheboro NC 27203 (336) 683-0911
Facility's Phone:

U.S. EPA ID Number: NCR000135384

| HM | 9. Shipping Name and Description | 10. Containers No. | 10. Containers Type | 11. Total Quantity | 12. Unit Wt./Vol. | |
|---|---|---|---|---|---|---|
| | 1. X NA1993, Combustible liquid, n.o.s., (Contains <10% Gasoline), Comb liq, III, ERG# 128 | 1 | TT | 4800 | G | PLACARD? None YES ☐ NO ☐ |
| | 2. | | | | | PLACARD? YES ☐ NO ☐ |
| | 3. | | | | | PLACARD? YES ☐ NO ☐ |
| | 4. | | | | | PLACARD? YES ☐ NO ☐ |

13. Special Handling Instructions and Additional Information
1 5005955 Petroleum Contact Water CWT: N/A PO#:

Trailer # TR-18
Emergency Response Guide On-board
Site arrival time 10:30AM
Site departure time 11:6AM
www.covanta.com

**14. SHIPPER'S CERTIFICATION:** I certify the materials are accurately described.

| Shipper's/Offeror's Printed/Typed Name | Signature | Month | Day | Year |
|---|---|---|---|---|
| Tim Moyer for Adam Harris CPL | T. L. Moyer | 12 | 7 | 21 |

**INT'L**

15. International Shipments ☐ Import to U.S. ☐ Export from U.S. Port of entry/exit:
Transporter Signature (for exports only): Date leaving U.S.:

**TRANSPORTER**

16. Transporter Acknowledgment of Receipt of Materials

| Transporter 1 Printed/Typed Name | Signature | Month | Day | Year |
|---|---|---|---|---|
| Bill Johnston | Bill Johnston | 12 | 7 | 21 |
| Transporter 2 Printed/Typed Name | Signature | Month | Day | Year |
| | | | | |

**DESIGNATED CONSIGNEE**

17. Discrepancy

17a. Discrepancy Indication Space ☐ Quantity ☐ Type ☐ Residue ☐ Partial Rejection ☐ Full Rejection

Bill of Lading Reference Number:

17b. Alternate Consignee (or Shipper)
U.S. EPA ID Number
Facility's Phone:

17c. Signature of Alternate Consignee (or Shipper) Month Day Year

18. Designated Receiving Facility Owner or Operator: Certification of receipt of materials covered by the bill of lading except as noted in Item 17a

| Printed/Typed Name | Signature | Month | Day | Year |
|---|---|---|---|---|
| Sherry Farrar | Sherry Farrar | 12 | 7 | 21 |

**COVANTA**
**Environmental Solutions**

TK# 38 / TRL# 60 SO247504

Corporate Office
5300 N 33rd St. - Milwaukee, WI 53209
Phone: 800-842-9792 Fax: 414-461-3812

# BILL OF LADING

| 1. Shipper ID Number | 2. Page 1 of | 3. Emergency Response Phone | 4. Tracking Number |
|---|---|---|---|
| NCVSQG | | (800) 814-1204 | CES 141683 |

**SHIPPER**

5. Shipper's Name and Mailing Address
Colonial Pipeline Company
14108 Huntersville-Concord Road
Huntersvile North Carolina 28078
Shipper's Phone:

Shipper's Site Address (if different than mailing address)
Colonial Pipeline Company
14108 Huntersville-Concord Road
Huntersvile North Carolina 28078

6. Transporter 1 Company Name: Covanta Environmental Solutions — U.S. EPA ID Number: PAR000043026

7. Transporter 2 Company Name — U.S. EPA ID Number:

8. Consignee Name and Site Address
Covanta Environmental Solutions LLC
2503 Fayetteville Street
Asheboro NC 27203 (336) 683-0911
Facility's Phone:

U.S. EPA ID Number: NCR000135384

| HM | 9. Shipping Name and Description | 10. Containers No. | 10. Containers Type | 11. Total Quantity | 12. Unit Wt./Vol. | |
|---|---|---|---|---|---|---|
| | 1. X NA1993, Combustible liquid, n.o.s., (Contains <10% Gasoline), Comb liq, III, ERG# 128 | 1 | TT | 525 | G | PLACARD? None YES ☐ NO ☐ |
| | 2. | | | | | PLACARD? YES ☐ NO ☐ |
| | 3. | | | | | PLACARD? YES ☐ NO ☐ |
| | 4. | | | | | PLACARD? YES ☐ NO ☐ |

13. Special Handling Instructions and Additional Information
1 5005955 Petroleum Contact Water CWT: N/A PO#:

Trailer #____
Emergency Response Guide On boar
Site arrival time 12:30
Site departure time 1:00
www.covanta.com

**14. SHIPPER'S CERTIFICATION:** I certify the materials are accurately described.

Shipper's/Offeror's Printed/Typed Name: Tim Moyer for Adam Harris CPL — Signature: T.L-Moy — Month 12 Day 7 Year 21

**INT'L**

15. International Shipments ☐ Import to U.S. ☐ Export from U.S. Port of entry/exit:
Transporter Signature (for exports only): Date leaving U.S.:

**TRANSPORTER**

16. Transporter Acknowledgment of Receipt of Materials

Transporter 1 Printed/Typed Name: Bobby Jarrett — Signature: Bobby Jarrett — Month 12 Day 7 Year 21

Transporter 2 Printed/Typed Name — Signature — Month Day Year

**DESIGNATED CONSIGNEE**

17. Discrepancy

17a. Discrepancy Indication Space ☐ Quantity ☐ Type ☐ Residue ☐ Partial Rejection ☐ Full Rejection

Bill of Lading Reference Number:

17b. Alternate Consignee (or Shipper) — U.S. EPA ID Number
Facility's Phone:

17c. Signature of Alternate Consignee (or Shipper) — Month Day Year

18. Designated Receiving Facility Owner or Operator: Certification of receipt of materials covered by the bill of lading except as noted in Item 17a

Printed/Typed Name: Kaline Davis — Signature — Month 12 Day 7 Year 21

**COVANTA**
**Environmental Solutions**

RD-40
TR-18

SO247504

Corporate Office
5300 N 33rd St. - Milwaukee, WI 53209
Phone: 800-842-9792 Fax: 414-461-3812

# BILL OF LADING

| 1. Shipper ID Number | 2. Page 1 of | 3. Emergency Response Phone | 4. Tracking Number |
|---|---|---|---|
| NCVSQG | | (800) 814-1204 | CES 141684 |

**SHIPPER**

5. Shipper's Name and Mailing Address
Colonial Pipeline Company
14108 Huntersville-Concord Road
Huntersvile North Carolina 28078
Shipper's Phone:

Shipper's Site Address (if different than mailing address)
Colonial Pipeline Company
14108 Huntersville-Concord Road
Huntersvile North Carolina 28078

6. Transporter 1 Company Name: Covanta Environmental Solutions
U.S. EPA ID Number: PAR000043026

7. Transporter 2 Company Name:
U.S. EPA ID Number:

8. Consignee Name and Site Address
Covanta Environmental Solutions LLC
2503 Fayetteville Street
Asheboro NC 27203 (336) 683-0911
Facility's Phone:
U.S. EPA ID Number: NCR000135384

| HM | 9. Shipping Name and Description | 10. Containers No. | 10. Containers Type | 11. Total Quantity | 12. Unit Wt./Vol. | |
|---|---|---|---|---|---|---|
| | 1. X NA1993, Combustible liquid, n.o.s., (Contains <10% Gasoline), Comb liq, III, ERG# 128 | 1 | TT | 5076 | G | PLACARD? YES ☐ NO ☐ None |
| | 2. | | | | | PLACARD? YES ☐ NO ☐ |
| | 3. | | | | | PLACARD? YES ☐ NO ☐ |
| | 4. | | | | | PLACARD? YES ☐ NO ☐ |

13. Special Handling Instructions and Additional Information
1 5005955 Petroleum Contact Water CWT: N/A PO#:

Trailer # TR-18
Emergency Response Guide On-board
Site arrival time 1:00 PM
Site departure time 1:40
www.covanta.com

**14. SHIPPER'S CERTIFICATION:** I certify the materials are accurately described.

Shipper's/Offeror's Printed/Typed Name: Tim Moyer for Adam Harris CPL
Signature: J. L Moyer
Month 12 Day 7 Year 21

**INT'L**

15. International Shipments ☐ Import to U.S. ☐ Export from U.S. Port of entry/exit:
Transporter Signature (for exports only): Date leaving U.S.:

**TRANSPORTER**

16. Transporter Acknowledgment of Receipt of Materials

Transporter 1 Printed/Typed Name: Bill Johnston
Signature: Bill Johnston
Month 12 Day 7 Year 21

Transporter 2 Printed/Typed Name:
Signature:
Month Day Year

**DESIGNATED CONSIGNEE**

17. Discrepancy

17a. Discrepancy Indication Space ☐ Quantity ☐ Type ☐ Residue ☐ Partial Rejection ☐ Full Rejection

Bill of Lading Reference Number:

17b. Alternate Consignee (or Shipper)
U.S. EPA ID Number:
Facility's Phone:

17c. Signature of Alternate Consignee (or Shipper)
Month Day Year

18. Designated Receiving Facility Owner or Operator: Certification of receipt of materials covered by the bill of lading except as noted in Item 17a

Printed/Typed Name: Kaline Davis
Signature:
Month 12 Day 7 Year 21



SHIPPER

**COVANTA**
**Environmental Solutions**

SO248014 RD-40 TR-18

Corporate Office
5300 N 33rd St. - Milwaukee, WI 53209
Phone: 800-842-9792 Fax: 414-461-3812

**BILL OF LADING**

| 1. Shipper ID Number | 2. Page 1 of | 3. Emergency Response Phone | 4. Tracking Number |
|---|---|---|---|
| NCVSQG | | (800) 814-1204 | CES 141710 |

**SHIPPER**

5. Shipper's Name and Mailing Address
Colonial Pipeline Company
14108 Huntersville-Concord Road
Huntersvile North Carolina 28078
Shipper's Phone:

Shipper's Site Address (if different than mailing address)
Colonial Pipeline Company
14108 Huntersville-Concord Road
Huntersvile North Carolina 28078

6. Transporter 1 Company Name: Covanta Environmental Solutions
U.S. EPA ID Number: PAR000043026

7. Transporter 2 Company Name:
U.S. EPA ID Number:

8. Consignee Name and Site Address
Covanta Environmental Solutions LLC
2503 Fayetteville Street
Asheboro NC 27203 (336) 683-0911
Facility's Phone:
U.S. EPA ID Number: NCR000135384

| HM | 9. Shipping Name and Description | 10. Containers No. | 10. Containers Type | 11. Total Quantity | 12. Unit Wt./Vol. | |
|---|---|---|---|---|---|---|
| | 1. X NA1993, Combustible liquid, n.o.s., (Contains <10% Gasoline), Comb liq, III, ERG# 128 | 1 | TT | 5125 | G | PLACARD? None YES ☐ NO ☐ |
| | 2. | | | | | PLACARD? YES ☐ NO ☐ |
| | 3. | | | | | PLACARD? YES ☐ NO ☐ |
| | 4. | | | | | PLACARD? YES ☐ NO ☐ |

13. Special Handling Instructions and Additional Information
1 5005955 Petroleum Contact Water CWT: N/A PO#:

Trailer # TR-18
Emergency Response Guide On-board
Site arrival time 9:40 AM
Site departure time 10:10
www.covanta.com

**14. SHIPPER'S CERTIFICATION:** I certify the materials are accurately described.

Shipper's/Offeror's Printed/Typed Name: Tim Moyer for Adam Harris e CPL
Signature: T. L. Moye
Month 12 Day 8 Year 21

**INT'L**

15. International Shipments ☐ Import to U.S. ☐ Export from U.S. Port of entry/exit:
Transporter Signature (for exports only): Date leaving U.S.:

**TRANSPORTER**

16. Transporter Acknowledgment of Receipt of Materials

Transporter 1 Printed/Typed Name: Bill Johnston
Signature: Bill Johnston
Month 12 Day 8 Year 21

Transporter 2 Printed/Typed Name:
Signature:
Month Day Year

**DESIGNATED CONSIGNEE**

17. Discrepancy

17a. Discrepancy Indication Space ☐ Quantity ☐ Type ☐ Residue ☐ Partial Rejection ☐ Full Rejection

Bill of Lading Reference Number:

17b. Alternate Consignee (or Shipper)
U.S. EPA ID Number:
Facility's Phone:

17c. Signature of Alternate Consignee (or Shipper)
Month Day Year

18. Designated Receiving Facility Owner or Operator: Certification of receipt of materials covered by the bill of lading except as noted in Item 17a

Printed/Typed Name: Harry Farrell
Signature: Harry Farrell
Month 12 Day 8 Year 21

**COVANTA**
**Environmental Solutions**

RD-40
TR-18

SO248017

Corporate Office
5300 N 33rd St. - Milwaukee, WI 53209
Phone: 800-842-9792 Fax: 414-461-3812

# BILL OF LADING

| 1. Shipper ID Number | 2. Page 1 of | 3. Emergency Response Phone | 4. Tracking Number |
|---|---|---|---|
| NCVSQG | | (800) 814-1204 | CES 141712 |

**SHIPPER**

5. Shipper's Name and Mailing Address
Colonial Pipeline Company
14108 Huntersville-Concord Road
Huntersvile North Carolina 28078
Shipper's Phone:

Shipper's Site Address (if different than mailing address)
Colonial Pipeline Company
14108 Huntersville-Concord Road
Huntersvile North Carolina 28078

6. Transporter 1 Company Name
Covanta Environmental Solutions
U.S. EPA ID Number
PAR000043026

7. Transporter 2 Company Name
U.S. EPA ID Number

8. Consignee Name and Site Address
Covanta Environmental Solutions LLC
2503 Fayetteville Street
Asheboro NC 27203 (336) 683-0911
Facility's Phone:
U.S. EPA ID Number
NCR000135384

| HM | 9. Shipping Name and Description | 10. Containers No. | 10. Containers Type | 11. Total Quantity | 12. Unit Wt./Vol. | |
|---|---|---|---|---|---|---|
| | 1. X NA1993, Combustible liquid, n.o.s., (Contains <10% Gasoline), Comb liq, III, ERG# 128 | 1 | TT | 5125 | G | PLACARD? YES ☐ None NO ☐ |
| | 2. | | | | | PLACARD? YES ☐ NO ☐ |
| | 3. | | | | | PLACARD? YES ☐ NO ☐ |
| | 4. | | | | | PLACARD? YES ☐ NO ☐ |

13. Special Handling Instructions and Additional Information
1 5005955 Petroleum Contact Water CWT: N/A PO#:

Trailer # TR-18
Emergency Response Guide on board
Site arrival time 7:30 A
Site departure time 7:50 P
www.covanta.com

**14. SHIPPER'S CERTIFICATION:** I certify the materials are accurately described.

Shipper's/Offeror's Printed/Typed Name: Tim Mayer for Adam Harris CPL
Signature: T. L. Mayer
Month 12 Day 8 Year 21

**INT'L**

15. International Shipments ☐ Import to U.S. ☐ Export from U.S. Port of entry/exit:
Transporter Signature (for exports only): Date leaving U.S.:

**TRANSPORTER**

16. Transporter Acknowledgment of Receipt of Materials

Transporter 1 Printed/Typed Name: Bill Johnston
Signature: Bill Johnston
Month 12 Day 8 Year 21

Transporter 2 Printed/Typed Name:
Signature:
Month Day Year

**DESIGNATED CONSIGNEE**

17. Discrepancy

17a. Discrepancy Indication Space ☐ Quantity ☐ Type ☐ Residue ☐ Partial Rejection ☐ Full Rejection

Bill of Lading Reference Number:

17b. Alternate Consignee (or Shipper)
U.S. EPA ID Number
Facility's Phone:

17c. Signature of Alternate Consignee (or Shipper)
Month Day Year

18. Designated Receiving Facility Owner or Operator: Certification of receipt of materials covered by the bill of lading except as noted in Item 17a

Printed/Typed Name: Harry Farrell
Signature:
Month 12 Day 8 Year 21

**COVANTA**
**Environmental Solutions**

TK# 38 / Trl # 608

SO248012

Corporate Office
5300 N 33rd St. - Milwaukee, WI 53209
Phone: 800-842-9792 Fax: 414-461-3812

**BILL OF LADING**

| 1. Shipper ID Number | 2. Page 1 of | 3. Emergency Response Phone | 4. Tracking Number |
|---|---|---|---|
| NCVSQG | | (800) 814-1204 | CES 141709 |

**SHIPPER**

5. Shipper's Name and Mailing Address
Colonial Pipeline Company
14108 Huntersville-Concord Road
Huntersvile North Carolina 28078
Shipper's Phone:

Shipper's Site Address (if different than mailing address)
Colonial Pipeline Company
14108 Huntersville-Concord Road
Huntersvile North Carolina 28078

6. Transporter 1 Company Name: Covanta Environmental Solutions
U.S. EPA ID Number: PAR000043026

7. Transporter 2 Company Name:
U.S. EPA ID Number:

8. Consignee Name and Site Address
Covanta Environmental Solutions LLC
2503 Fayetteville Street
Asheboro NC 27203 (336) 683-0911
Facility's Phone:

U.S. EPA ID Number: NCR000135384

| HM | 9. Shipping Name and Description | 10. Containers No. | 10. Containers Type | 11. Total Quantity | 12. Unit Wt./Vol. | |
|---|---|---|---|---|---|---|
| | 1. X NA1993, Combustible liquid, n.o.s., (Contains <10% Gasoline), Comb liq, III, ERG# 128 | 1 | TT | 5125 | G | PLACARD? None YES ☐ NO ☐ |
| | 2. | | | | | PLACARD? YES ☐ NO ☐ |
| | 3. | | | | | PLACARD? YES ☐ NO ☐ |
| | 4. | | | | | PLACARD? YES ☐ NO ☐ |

13. Special Handling Instructions and Additional Information
1 5005955 Petroleum Contact Water CWT: N/A PO#:

Trailer #:
Emergency Response Guide On-board
Site arrival time 0830
Site departure time 1115
www.covanta.com

**14. SHIPPER'S CERTIFICATION:** I certify the materials are accurately described.

Shipper's/Offeror's Printed/Typed Name: Tim Moyer for Adam Harris @ CPL
Signature: T. L. Moyer
Month 12 Day 8 Year 21

**INT'L**

15. International Shipments ☐ Import to U.S. ☐ Export from U.S. Port of entry/exit:
Transporter Signature (for exports only): Date leaving U.S.:

**TRANSPORTER**

16. Transporter Acknowledgment of Receipt of Materials

Transporter 1 Printed/Typed Name: Bobby Jarrett
Signature: Bobby Jarrett
Month 12 Day 8 Year 21

Transporter 2 Printed/Typed Name:
Signature:
Month Day Year

**DESIGNATED CONSIGNEE**

17. Discrepancy

17a. Discrepancy Indication Space ☐ Quantity ☐ Type ☐ Residue ☐ Partial Rejection ☐ Full Rejection

Bill of Lading Reference Number:

17b. Alternate Consignee (or Shipper)
U.S. EPA ID Number
Facility's Phone:

17c. Signature of Alternate Consignee (or Shipper)
Month Day Year

18. Designated Receiving Facility Owner or Operator: Certification of receipt of materials covered by the bill of lading except as noted in Item 17a

Printed/Typed Name: Henry Ferrell
Signature: Henry Ferrell
Month 12 Day 8 Year 21

**COVANTA**
**Environmental Solutions**

Tk #38 / Trl #60

SO248016

Corporate Office
5300 N 33rd St. - Milwaukee, WI 53209
Phone: 800-842-9792 Fax: 414-461-3812

**BILL OF LADING**

| 1. Shipper ID Number | 2. Page 1 of | 3. Emergency Response Phone | 4. Tracking Number |
|---|---|---|---|
| NCVSQG | | (800) 814-1204 | CES 141711 |

**SHIPPER**

5. Shipper's Name and Mailing Address
Colonial Pipeline Company
14108 Huntersville-Concord Road
Huntersvile North Carolina 28078
Shipper's Phone:

Shipper's Site Address (if different than mailing address)
Colonial Pipeline Company
14108 Huntersville-Concord Road
Huntersvile North Carolina 28078

6. Transporter 1 Company Name: Covanta Environmental Solutions
U.S. EPA ID Number: PAR000043026

7. Transporter 2 Company Name:
U.S. EPA ID Number:

8. Consignee Name and Site Address
Covanta Environmental Solutions LLC
2503 Fayetteville Street
Asheboro NC 27203 (336) 683-0911
Facility's Phone:
U.S. EPA ID Number: NCR000135384

| HM | 9. Shipping Name and Description | 10. Containers No. | 10. Containers Type | 11. Total Quantity | 12. Unit Wt./Vol. | |
|---|---|---|---|---|---|---|
| | 1. X NA1993, Combustible liquid, n.o.s., (Contains <10% Gasoline), Comb liq, III, ERG# 128 | 1 | TT | 5135 | G | PLACARD? YES ☐ None NO ☐ |
| | 2. | | | | | PLACARD? YES ☐ NO ☐ |
| | 3. | | | | | PLACARD? YES ☐ NO ☐ |
| | 4. | | | | | PLACARD? YES ☐ NO ☐ |

13. Special Handling Instructions and Additional Information
1 5005955 Petroleum Contact Water CWT: N/A PO#:

Trailer #:
Emergency Response Guide On-board
Site arrival time 8:00
Site departure time 8:30
www.covanta.com

**14. SHIPPER'S CERTIFICATION:** I certify the materials are accurately described.

| Shipper's/Offeror's Printed/Typed Name | Signature | Month | Day | Year |
|---|---|---|---|---|
| Tim Moyer For Adam Harris @ CPL | J. L. Moy | 12 | 8 | 21 |

**INT'L**

15. International Shipments ☐ Import to U.S. ☐ Export from U.S. Port of entry/exit:
Transporter Signature (for exports only): Date leaving U.S.:

**TRANSPORTER**

16. Transporter Acknowledgment of Receipt of Materials

| Transporter 1 Printed/Typed Name | Signature | Month | Day | Year |
|---|---|---|---|---|
| Bobby Jarrett | Bobby Jarrett | 12 | 8 | 21 |
| Transporter 2 Printed/Typed Name | Signature | Month | Day | Year |
| | | | | |

**DESIGNATED CONSIGNEE**

17. Discrepancy

17a. Discrepancy Indication Space ☐ Quantity ☐ Type ☐ Residue ☐ Partial Rejection ☐ Full Rejection

Bill of Lading Reference Number:

17b. Alternate Consignee (or Shipper)
U.S. EPA ID Number:
Facility's Phone:

| 17c. Signature of Alternate Consignee (or Shipper) | | Month | Day | Year |
|---|---|---|---|---|
| | | | | |

18. Designated Receiving Facility Owner or Operator: Certification of receipt of materials covered by the bill of lading except as noted in Item 17a

| Printed/Typed Name | Signature | Month | Day | Year |
|---|---|---|---|---|
| Sherry Farrell | Sherry Farrell | 12 | 8 | 21 |

**COVANTA**
**Environmental Solutions**

SO248011 RD-46 TR-18

Corporate Office
5300 N 33rd St. - Milwaukee, WI 53209
Phone: 800-842-9792 Fax: 414-461-3812

**BILL OF LADING**

| 1. Shipper ID Number | 2. Page 1 of | 3. Emergency Response Phone | 4. Tracking Number |
|---|---|---|---|
| NCVSQG | | (800) 814-1204 | CES 141708 |

**SHIPPER**

5. Shipper's Name and Mailing Address
Colonial Pipeline Company
14108 Huntersville-Concord Road
Huntersvile North Carolina 28078
Shipper's Phone:

Shipper's Site Address (if different than mailing address)
Colonial Pipeline Company
14108 Huntersville-Concord Road
Huntersvile North Carolina 28078

6. Transporter 1 Company Name: Covanta Environmental Solutions
U.S. EPA ID Number: PAR000043026

7. Transporter 2 Company Name:
U.S. EPA ID Number:

8. Consignee Name and Site Address
Covanta Environmental Solutions LLC
2503 Fayetteville Street
Asheboro NC 27203 (336) 683-0911
Facility's Phone:

U.S. EPA ID Number: NCR000135384

| HM | 9. Shipping Name and Description | 10. Containers No. | 10. Containers Type | 11. Total Quantity | 12. Unit Wt./Vol. | |
|---|---|---|---|---|---|---|
| | 1. X NA1993, Combustible liquid, n.o.s., (Contains <10% Gasoline), Comb liq, III, ERG# 128 | 1 | TT | 5125 | G | PLACARD? None YES ☐ NO ☐ |
| | 2. | | | | | PLACARD? YES ☐ NO ☐ |
| | 3. | | | | | PLACARD? YES ☐ NO ☐ |
| | 4. | | | | | PLACARD? YES ☐ NO ☐ |

13. Special Handling Instructions and Additional Information
1 5005955 Petroleum Contact Water CWT: N/A PO#:

Trailer # TR-18
Emergency Response Guide On-board
Site arrival time 12:10 PM
Site departure time 12:50 PM
www.covanta.com

**14. SHIPPER'S CERTIFICATION:** I certify the materials are accurately described.

Shipper's/Offeror's Printed/Typed Name: Tim Moyer for Adam Harris @ CPL
Signature: T. L. Moyer
Month 12 Day 8 Year 21

**INT'L**

15. International Shipments ☐ Import to U.S. ☐ Export from U.S. Port of entry/exit:
Transporter Signature (for exports only): Date leaving U.S.:

**TRANSPORTER**

16. Transporter Acknowledgment of Receipt of Materials

Transporter 1 Printed/Typed Name: Bill Johnston
Signature: Bill Johnston
Month 12 Day 8 Year 21

Transporter 2 Printed/Typed Name:
Signature:
Month Day Year

**DESIGNATED CONSIGNEE**

17. Discrepancy

17a. Discrepancy Indication Space ☐ Quantity ☐ Type ☐ Residue ☐ Partial Rejection ☐ Full Rejection

Bill of Lading Reference Number:

17b. Alternate Consignee (or Shipper)
U.S. EPA ID Number:
Facility's Phone:

17c. Signature of Alternate Consignee (or Shipper)
Month Day Year

18. Designated Receiving Facility Owner or Operator: Certification of receipt of materials covered by the bill of lading except as noted in Item 17a

Printed/Typed Name: KalineDavis
Signature:
Month 12 Day 8 Year 21

**COVANTA**
**Environmental Solutions**

TK #38 / TRL #60 — SO248009

Corporate Office
5300 N 33rd St. - Milwaukee, WI 53209
Phone: 800-842-9792 Fax: 414-461-3812

# BILL OF LADING

| 1. Shipper ID Number | 2. Page 1 of | 3. Emergency Response Phone | 4. Tracking Number |
|---|---|---|---|
| NCVSQG | | (800) 814-1204 | CES 141707 |

**SHIPPER**

5. Shipper's Name and Mailing Address
Colonial Pipeline Company
14108 Huntersville-Concord Road
Huntersvile North Carolina 28078
Shipper's Phone:

Shipper's Site Address (if different than mailing address)
Colonial Pipeline Company
14108 Huntersville-Concord Road
Huntersvile North Carolina 28078

6. Transporter 1 Company Name: Covanta Environmental Solutions — U.S. EPA ID Number: PAR000043026

7. Transporter 2 Company Name — U.S. EPA ID Number:

8. Consignee Name and Site Address
Covanta Environmental Solutions LLC
2503 Fayetteville Street
Asheboro NC 27203 (336) 683-0911
Facility's Phone:

U.S. EPA ID Number: NCR000135384

| HM | 9. Shipping Name and Description | 10. Containers No. | 10. Containers Type | 11. Total Quantity | 12. Unit Wt./Vol. | |
|---|---|---|---|---|---|---|
| | 1. X NA1993, Combustible liquid, n.o.s., (Contains <10% Gasoline), Comb liq, III, ERG# 128 | 1 | TT | 5105 | C | PLACARD? YES ☐ NO ☐ None |
| | 2. | | | | | PLACARD? YES ☐ NO ☐ |
| | 3. | | | | | PLACARD? YES ☐ NO ☐ |
| | 4. | | | | | PLACARD? YES ☐ NO ☐ |

13. Special Handling Instructions and Additional Information
1 5005955 Petroleum Contact Water CWT: N/A PO#:

Trailer #:
Emergency Response Guide On-board
Site arrival time 120
Site departure time 150
www.covanta.com

**14. SHIPPER'S CERTIFICATION:** I certify the materials are accurately described.

Shipper's/Offeror's Printed/Typed Name: Tim Moyer For Adam Harris@CPL — Signature: T. L Moy — Month 12 Day 8 Year 21

**INT'L**

15. International Shipments ☐ Import to U.S. ☐ Export from U.S. Port of entry/exit:
Transporter Signature (for exports only): Date leaving U.S.:

**TRANSPORTER**

16. Transporter Acknowledgment of Receipt of Materials

Transporter 1 Printed/Typed Name: Bobby James — Signature: Bobby James — Month 12 Day 8 Year 21

Transporter 2 Printed/Typed Name — Signature — Month Day Year

**DESIGNATED CONSIGNEE**

17. Discrepancy

17a. Discrepancy Indication Space ☐ Quantity ☐ Type ☐ Residue ☐ Partial Rejection ☐ Full Rejection

Bill of Lading Reference Number:

17b. Alternate Consignee (or Shipper) — U.S. EPA ID Number

Facility's Phone:

17c. Signature of Alternate Consignee (or Shipper) — Month Day Year

18. Designated Receiving Facility Owner or Operator: Certification of receipt of materials covered by the bill of lading except as noted in Item 17a

Printed/Typed Name: Kaline Davis — Signature — Month 12 Day 8 Year 21



SHIPPER

**COVANTA**
**Environmental Solutions**

RD-40
TR-18
SO248169

Corporate Office
5300 N 33rd St. - Milwaukee, WI 53209
Phone: 800-842-9792 Fax: 414-461-3812

# BILL OF LADING

| 1. Shipper ID Number | 2. Page 1 of | 3. Emergency Response Phone | 4. Tracking Number |
|---|---|---|---|
| NCVSQG | | (800) 814-1204 | CES 141715 |

**SHIPPER**

5. Shipper's Name and Mailing Address
Colonial Pipeline Company
14108 Huntersville-Concord Road
Huntersvile North Carolina 28078
Shipper's Phone:

Shipper's Site Address (if different than mailing address)
Colonial Pipeline Company
14108 Huntersville-Concord Road
Huntersvile North Carolina 28078

6. Transporter 1 Company Name: Covanta Environmental Solutions
U.S. EPA ID Number: PAR000043026

7. Transporter 2 Company Name:
U.S. EPA ID Number:

8. Consignee Name and Site Address
Covanta Environmental Solutions LLC
2503 Fayetteville Street
Asheboro NC 27203 (336) 683-0911
Facility's Phone:
U.S. EPA ID Number: NCR000135384

| HM | 9. Shipping Name and Description | 10. Containers No. | 10. Containers Type | 11. Total Quantity | 12. Unit Wt./Vol. | |
|---|---|---|---|---|---|---|
| | 1. X NA1993, Combustible liquid, n.o.s., (Contains <10% Gasoline), Comb liq, III, ERG# 128 | 1 | TT | 5125 | G | PLACARD? YES ☐ NO ☒ None |
| | 2. | | | | | PLACARD? YES ☐ NO ☐ |
| | 3. | | | | | PLACARD? YES ☐ NO ☐ |
| | 4. | | | | | PLACARD? YES ☐ NO ☐ |

13. Special Handling Instructions and Additional Information
1 5005955 Petroleum Contact Water CWT: N/A PO#:

Trailer # TR-18
Emergency Response Guide On-boa
Site arrival time 720
Site departure time 750
www.covanta.com

**14. SHIPPER'S CERTIFICATION:** I certify the materials are accurately described.

| Shipper's/Offeror's Printed/Typed Name | Signature | Month | Day | Year |
|---|---|---|---|---|
| Tim Moyer for Adam Harris e CPL | J. L. Moy | 12 | 9 | 21 |

**INT'L**

15. International Shipments ☐ Import to U.S. ☐ Export from U.S. Port of entry/exit:
Transporter Signature (for exports only): Date leaving U.S.:

**TRANSPORTER**

16. Transporter Acknowledgment of Receipt of Materials

| Transporter 1 Printed/Typed Name | Signature | Month | Day | Year |
|---|---|---|---|---|
| Bill Johnston | Bill Johnston | 12 | 9 | 21 |
| Transporter 2 Printed/Typed Name | Signature | Month | Day | Year |
| | | | | |

**DESIGNATED CONSIGNEE**

17. Discrepancy

17a. Discrepancy Indication Space ☐ Quantity ☐ Type ☐ Residue ☐ Partial Rejection ☐ Full Rejection

Bill of Lading Reference Number:

17b. Alternate Consignee (or Shipper)
U.S. EPA ID Number:
Facility's Phone:

17c. Signature of Alternate Consignee (or Shipper) Month Day Year

18. Designated Receiving Facility Owner or Operator: Certification of receipt of materials covered by the bill of lading except as noted in Item 17a

| Printed/Typed Name | Signature | Month | Day | Year |
|---|---|---|---|---|
| Sherry Ferrell | Sherry Ferrell | 12 | 9 | 21 |

**COVANTA**
**Environmental Solutions**

RD-40
SO248175 TR-18

Corporate Office
5300 N 33rd St. - Milwaukee, WI 53209
Phone: 800-842-9792 Fax: 414-461-3812

**BILL OF LADING**

| 1. Shipper ID Number | 2. Page 1 of | 3. Emergency Response Phone | 4. Tracking Number |
|---|---|---|---|
| NCVSQG | | (800) 814-1204 | CES 141718 |

**SHIPPER**

5. Shipper's Name and Mailing Address
Colonial Pipeline Company
14108 Huntersville-Concord Road
Huntersvile North Carolina 28078
Shipper's Phone:

Shipper's Site Address (if different than mailing address)
Colonial Pipeline Company
14108 Huntersville-Concord Road
Huntersvile North Carolina 28078

6. Transporter 1 Company Name: Covanta Environmental Solutions
U.S. EPA ID Number: PAR000043026

7. Transporter 2 Company Name:
U.S. EPA ID Number:

8. Consignee Name and Site Address
Covanta Environmental Solutions LLC
2503 Fayetteville Street
Asheboro NC 27203 (336) 683-0911
Facility's Phone:
U.S. EPA ID Number: NCR000135384

| HM | 9. Shipping Name and Description | 10. Containers No. | 10. Containers Type | 11. Total Quantity | 12. Unit Wt./Vol. | |
|---|---|---|---|---|---|---|
| | 1. X NA1993, Combustible liquid, n.o.s., (Contains <10% Gasoline), Comb liq, III, ERG# 128 | 1 | TT | 5125 | G | PLACARD? YES ☐ NO ☐ None |
| | 2. | | | | | PLACARD? YES ☐ NO ☐ |
| | 3. | | | | | PLACARD? YES ☐ NO ☐ |
| | 4. | | | | | PLACARD? YES ☐ NO ☐ |

13. Special Handling Instructions and Additional Information
1 5005955 Petroleum Contact Water CWT: N/A PO#:

Trailer # TR-18
Emergency Response Guide On-boa
Site arrival time 9:50AM
Site departure time 10:20
www.covanta.com

**14. SHIPPER'S CERTIFICATION:** I certify the materials are accurately described.

| Shipper's/Offeror's Printed/Typed Name | Signature | Month | Day | Year |
|---|---|---|---|---|
| Tim Moyer for Adam Harris @ CPC | J. L. Moy | 12 | 9 | 21 |

**INT'L**

15. International Shipments ☐ Import to U.S. ☐ Export from U.S. Port of entry/exit:
Transporter Signature (for exports only): Date leaving U.S.:

**TRANSPORTER**

16. Transporter Acknowledgment of Receipt of Materials

| Transporter 1 Printed/Typed Name | Signature | Month | Day | Year |
|---|---|---|---|---|
| Bill Johnston | Bill Johnston | 12 | 9 | 21 |
| Transporter 2 Printed/Typed Name | Signature | Month | Day | Year |
| | | | | |

**DESIGNATED CONSIGNEE**

17. Discrepancy

17a. Discrepancy Indication Space ☐ Quantity ☐ Type ☐ Residue ☐ Partial Rejection ☐ Full Rejection

Bill of Lading Reference Number:

17b. Alternate Consignee (or Shipper)
U.S. EPA ID Number:
Facility's Phone:

17c. Signature of Alternate Consignee (or Shipper) Month Day Year

18. Designated Receiving Facility Owner or Operator: Certification of receipt of materials covered by the bill of lading except as noted in Item 17a

| Printed/Typed Name | Signature | Month | Day | Year |
|---|---|---|---|---|
| Sherry Ferrell | Sherry Ferrell | 12 | 9 | 21 |

**COVANTA**
**Environmental Solutions**

JK# 38/TRUCK 60 SO248171

Corporate Office
5300 N 33rd St. - Milwaukee, WI 53209
Phone: 800-842-9792 Fax: 414-461-3812

**BILL OF LADING**

| 1. Shipper ID Number | 2. Page 1 of | 3. Emergency Response Phone | 4. Tracking Number |
|---|---|---|---|
| NCVSQG | | (800) 814-1204 | CES 141716 |

**SHIPPER**

5. Shipper's Name and Mailing Address
Colonial Pipeline Company
14108 Huntersville-Concord Road
Huntersvile North Carolina 28078
Shipper's Phone:

Shipper's Site Address (if different than mailing address)
Colonial Pipeline Company
14108 Huntersville-Concord Road
Huntersvile North Carolina 28078

6. Transporter 1 Company Name: Covanta Environmental Solutions
U.S. EPA ID Number: PAR000043026

7. Transporter 2 Company Name:
U.S. EPA ID Number:

8. Consignee Name and Site Address
Covanta Environmental Solutions LLC
2503 Fayetteville Street
Asheboro NC 27203 (336) 683-0911
Facility's Phone:

U.S. EPA ID Number: NCR000135384

| HM | 9. Shipping Name and Description | 10. Containers No. | 10. Containers Type | 11. Total Quantity | 12. Unit Wt./Vol. | |
|---|---|---|---|---|---|---|
| | 1. X NA1993, Combustible liquid, n.o.s., (Contains <10% Gasoline), Comb liq, III, ERG# 128 | 1 | TT | 5125 | G | PLACARD? None YES ☐ NO ☐ |
| | 2. | | | | | PLACARD? YES ☐ NO ☐ |
| | 3. | | | | | PLACARD? YES ☐ NO ☐ |
| | 4. | | | | | PLACARD? YES ☐ NO ☐ |

13. Special Handling Instructions and Additional Information
1 5005955 Petroleum Contact Water CWT: N/A PO#:

Trailer #:____
Emergency Response Guide On-boa
Site arrival time 750
Site departure time 8:30
www.covanta.com

**14. SHIPPER'S CERTIFICATION:** I certify the materials are accurately described.

| Shipper's/Offeror's Printed/Typed Name | Signature | Month | Day | Year |
|---|---|---|---|---|
| Tim Moyer for Adam Harris CPL | J. L. Moy | 12 | 9 | 21 |

**INT'L**

15. International Shipments ☐ Import to U.S. ☐ Export from U.S. Port of entry/exit:
Transporter Signature (for exports only): Date leaving U.S.:

**TRANSPORTER**

16. Transporter Acknowledgment of Receipt of Materials

| Transporter 1 Printed/Typed Name | Signature | Month | Day | Year |
|---|---|---|---|---|
| Bobby Jarrett | Bobby Jarrett | 12 | 9 | 21 |
| Transporter 2 Printed/Typed Name | Signature | Month | Day | Year |
| | | | | |

**DESIGNATED CONSIGNEE**

17. Discrepancy

17a. Discrepancy Indication Space ☐ Quantity ☐ Type ☐ Residue ☐ Partial Rejection ☐ Full Rejection

Bill of Lading Reference Number:

17b. Alternate Consignee (or Shipper)
U.S. EPA ID Number:
Facility's Phone:

17c. Signature of Alternate Consignee (or Shipper)

| Month | Day | Year |
|---|---|---|
| | | |

18. Designated Receiving Facility Owner or Operator: Certification of receipt of materials covered by the bill of lading except as noted in Item 17a

| Printed/Typed Name | Signature | Month | Day | Year |
|---|---|---|---|---|
| Sherry Ferrell | Sherry Ferrell | 12 | 9 | 21 |

**COVANTA**
**Environmental Solutions**

RD-40
TR-18

SO248163

Corporate Office
5300 N 33rd St. - Milwaukee, WI 53209
Phone: 800-842-9792 Fax: 414-461-3812

# BILL OF LADING

| 1. Shipper ID Number | 2. Page 1 of | 3. Emergency Response Phone | 4. Tracking Number |
|---|---|---|---|
| NCVSQG | | (800) 814-1204 | CES 141713 |

**SHIPPER**

5. Shipper's Name and Mailing Address
Colonial Pipeline Company
14108 Huntersville-Concord Road
Huntersvile North Carolina 28078
Shipper's Phone:

Shipper's Site Address (if different than mailing address)
Colonial Pipeline Company
14108 Huntersville-Concord Road
Huntersvile North Carolina 28078

6. Transporter 1 Company Name: Covanta Environmental Solutions
U.S. EPA ID Number: PAR000043026

7. Transporter 2 Company Name:
U.S. EPA ID Number:

8. Consignee Name and Site Address
Covanta Environmental Solutions LLC
2503 Fayetteville Street
Asheboro NC 27203 (336) 683-0911
Facility's Phone:

U.S. EPA ID Number: NCR000135384

| HM | 9. Shipping Name and Description | 10. Containers No. | 10. Containers Type | 11. Total Quantity | 12. Unit Wt./Vol. | |
|---|---|---|---|---|---|---|
| X | 1. NA1993, Combustible liquid, n.o.s., (Contains <10% Gasoline), Comb liq, III, ERG# 128 | 1 | TT | 4800 | G | PLACARD? None YES ☐ NO ☐ |
| | 2. | | | | | PLACARD? YES ☐ NO ☐ |
| | 3. | | | | | PLACARD? YES ☐ NO ☐ |
| | 4. | | | | | PLACARD? YES ☐ NO ☐ |

13. Special Handling Instructions and Additional Information
1 5005955 Petroleum Contact Water CWT: N/A PO#:

Trailer # TR-18
Emergency Response Guide On-board
Site arrival time 12:20 PM
Site departure time 12:50 PM
www.covanta.com

**14. SHIPPER'S CERTIFICATION:** I certify the materials are accurately described.

Shipper's/Offeror's Printed/Typed Name: Tim Moyer for Adam Harris @ CPL
Signature: T.L. Moy
Month 12 Day 9 Year 21

**INT'L**

15. International Shipments ☐ Import to U.S. ☐ Export from U.S. Port of entry/exit:
Transporter Signature (for exports only): Date leaving U.S.:

**TRANSPORTER**

16. Transporter Acknowledgment of Receipt of Materials

Transporter 1 Printed/Typed Name: Bill Johnston
Signature: Bill Johnston
Month 12 Day 9 Year 21

Transporter 2 Printed/Typed Name:
Signature:
Month Day Year

**DESIGNATED CONSIGNEE**

17. Discrepancy

17a. Discrepancy Indication Space ☐ Quantity ☐ Type ☐ Residue ☐ Partial Rejection ☐ Full Rejection

Bill of Lading Reference Number:

17b. Alternate Consignee (or Shipper)
U.S. EPA ID Number:
Facility's Phone:

17c. Signature of Alternate Consignee (or Shipper)
Month Day Year

18. Designated Receiving Facility Owner or Operator: Certification of receipt of materials covered by the bill of lading except as noted in Item 17a

Printed/Typed Name: Kaline Davis
Signature:
Month 12 Day 9 Year 21

**COVANTA**
**Environmental Solutions**

TK # 38 / TRL # 60

Corporate Office
5300 N 33rd St. - Milwaukee, WI 53209
Phone: 800-842-9792 Fax: 414-461-3812

SQ248173

| BILL OF LADING | 1. Shipper ID Number | 2. Page 1 of | 3. Emergency Response Phone | 4. Tracking Number |
|---|---|---|---|---|
| | NCVSQG | | (800) 814-1204 | CES 141717 |

**SHIPPER**

5. Shipper's Name and Mailing Address
Colonial Pipeline Company
14108 Huntersville-Concord Road
Huntersvile North Carolina 28078
Shipper's Phone:

Shipper's Site Address (if different than mailing address)
Colonial Pipeline Company
14108 Huntersville-Concord Road
Huntersvile North Carolina 28078

6. Transporter 1 Company Name: Covanta Environmental Solutions
U.S. EPA ID Number: PAR000043026

7. Transporter 2 Company Name
U.S. EPA ID Number

8. Consignee Name and Site Address
Covanta Environmental Solutions LLC
2503 Fayetteville Street
Asheboro NC 27203 (336) 683-0911
Facility's Phone:
U.S. EPA ID Number: NCR000135384

| HM | 9. Shipping Name and Description | 10. Containers No. | 10. Containers Type | 11. Total Quantity | 12. Unit Wt./Vol. | |
|---|---|---|---|---|---|---|
| | 1. X NA1993, Combustible liquid, n.o.s., (Contains <10% Gasoline), Comb liq, III, ERG# 128 | 1 | TT | 5725 | G | PLACARD? YES ☐ NO ☐ None |
| | 2. | | | | | PLACARD? YES ☐ NO ☐ |
| | 3. | | | | | PLACARD? YES ☐ NO ☐ |
| | 4. | | | | | PLACARD? YES ☐ NO ☐ |

13. Special Handling Instructions and Additional Information
1 5005955 Petroleum Contact Water CWT: N/A PO#:

Trailer #:
Emergency Response Guide On-board
Site arrival time 10:45
Site departure time 11:25
www.covanta.com

**14. SHIPPER'S CERTIFICATION:** I certify the materials are accurately described.

| Shipper's/Offeror's Printed/Typed Name | Signature | Month | Day | Year |
|---|---|---|---|---|
| Tim Moya for Adam Harris @ CPL | T. L. Moy | 12 | 9 | 21 |

**INT'L**

15. International Shipments ☐ Import to U.S. ☐ Export from U.S. Port of entry/exit:
Transporter Signature (for exports only): Date leaving U.S.:

**TRANSPORTER**

16. Transporter Acknowledgment of Receipt of Materials

| Transporter 1 Printed/Typed Name | Signature | Month | Day | Year |
|---|---|---|---|---|
| Bobby Jarnet | Bobby Jarnet | 12 | 9 | 21 |
| Transporter 2 Printed/Typed Name | Signature | Month | Day | Year |
| | | | | |

**DESIGNATED CONSIGNEE**

17. Discrepancy

17a. Discrepancy Indication Space ☐ Quantity ☐ Type ☐ Residue ☐ Partial Rejection ☐ Full Rejection

Bill of Lading Reference Number:

17b. Alternate Consignee (or Shipper)
U.S. EPA ID Number
Facility's Phone:

| 17c. Signature of Alternate Consignee (or Shipper) | | Month | Day | Year |
|---|---|---|---|---|
| | | | | |

18. Designated Receiving Facility Owner or Operator: Certification of receipt of materials covered by the bill of lading except as noted in Item 17a

| Printed/Typed Name | Signature | Month | Day | Year |
|---|---|---|---|---|
| Merry Ferrell | Merry Ferrell | 12 | 9 | 21 |

**COVANTA**
**Environmental Solutions**

TK# 381 TRL# 60 SO248166

Corporate Office
5300 N 33rd St. - Milwaukee, WI 53209
Phone: 800-842-9792 Fax: 414-461-3812

**BILL OF LADING**

| 1. Shipper ID Number | 2. Page 1 of | 3. Emergency Response Phone | 4. Tracking Number |
|---|---|---|---|
| NCVSQG | | (800) 814-1204 | CES 141714 |

**SHIPPER**

5. Shipper's Name and Mailing Address
Colonial Pipeline Company
14108 Huntersville-Concord Road
Huntersvile North Carolina 28078
Shipper's Phone:

Shipper's Site Address (if different than mailing address)
Colonial Pipeline Company
14108 Huntersville-Concord Road
Huntersvile North Carolina 28078

6. Transporter 1 Company Name: Covanta Environmental Solutions
U.S. EPA ID Number: PAR000043026

7. Transporter 2 Company Name:
U.S. EPA ID Number:

8. Consignee Name and Site Address
Covanta Environmental Solutions LLC
2503 Fayetteville Street
Asheboro NC 27203 (336) 683-0911
Facility's Phone:
U.S. EPA ID Number: NCR000135384

| HM | 9. Shipping Name and Description | 10. Containers No. | 10. Containers Type | 11. Total Quantity | 12. Unit Wt./Vol. | |
|---|---|---|---|---|---|---|
| | 1. X NA1993, Combustible liquid, n.o.s., (Contains <10% Gasoline), Comb liq, III, ERG# 128 | 1 | TT | 4850 | G | PLACARD? YES ☐ NO ☐ None |
| | 2. | | | | | PLACARD? YES ☐ NO ☐ |
| | 3. | | | | | PLACARD? YES ☐ NO ☐ |
| | 4. | | | | | PLACARD? YES ☐ NO ☐ |

13. Special Handling Instructions and Additional Information
1 5005955 Petroleum Contact Water CWT: N/A PO#:

Trailer #:
Emergency Response Guide On-boa
Site arrival time 1:00
Site departure time 1:38
www.covanta.com

**14. SHIPPER'S CERTIFICATION:** I certify the materials are accurately described.

Shipper's/Offeror's Printed/Typed Name: Tim Moyer for Adam Harris @ CPL
Signature: T. L. Moy
Month 12 Day 9 Year 21

**INT'L**

15. International Shipments ☐ Import to U.S. ☐ Export from U.S. Port of entry/exit:
Transporter Signature (for exports only): Date leaving U.S.:

**TRANSPORTER**

16. Transporter Acknowledgment of Receipt of Materials

Transporter 1 Printed/Typed Name: Bobby Jarrett
Signature: Bobby Jarrett
Month 12 Day 9 Year 21

Transporter 2 Printed/Typed Name:
Signature:
Month Day Year

**DESIGNATED CONSIGNEE**

17. Discrepancy

17a. Discrepancy Indication Space ☐ Quantity ☐ Type ☐ Residue ☐ Partial Rejection ☐ Full Rejection

Bill of Lading Reference Number:

17b. Alternate Consignee (or Shipper)
U.S. EPA ID Number:
Facility's Phone:

17c. Signature of Alternate Consignee (or Shipper)
Month Day Year

18. Designated Receiving Facility Owner or Operator: Certification of receipt of materials covered by the bill of lading except as noted in Item 17a

Printed/Typed Name: KalineDavis
Signature:
Month 12 Day 9 Year 21

**COVANTA**
**Environmental Solutions**

RD-40
TR-18

Corporate Office
5300 N 33rd St. - Milwaukee, WI 53209
Phone: 800-842-9792 Fax: 414-461-3812

# BILL OF LADING

SO248177

| 1. Shipper ID Number | 2. Page 1 of | 3. Emergency Response Phone | 4. Tracking Number |
|---|---|---|---|
| NCVSQG | | (800) 814-1204 | CES 141739 |

**SHIPPER**

5. Shipper's Name and Mailing Address
Colonial Pipeline Company
14108 Huntersville-Concord Road
Huntersvile North Carolina 28078
Shipper's Phone:

Shipper's Site Address (if different than mailing address)
Colonial Pipeline Company
14108 Huntersville-Concord Road
Huntersvile North Carolina 28078

6. Transporter 1 Company Name: Covanta Environmental Solutions — U.S. EPA ID Number: PAR000043026

7. Transporter 2 Company Name — U.S. EPA ID Number:

8. Consignee Name and Site Address
Covanta Environmental Solutions LLC
2503 Fayetteville Street
Asheboro NC 27203 (336) 683-0911
Facility's Phone:

U.S. EPA ID Number: NCR000135384

| HM | 9. Shipping Name and Description | 10. Containers No. | 10. Containers Type | 11. Total Quantity | 12. Unit Wt./Vol. | |
|---|---|---|---|---|---|---|
| | 1. X NA1993, Combustible liquid, n.o.s., (Contains <10% Gasoline), Comb liq, III, ERG# 128 | 1 | TT | 5076 | G | PLACARD? YES ☐ None NO ☐ |
| | 2. | | | | | PLACARD? YES ☐ NO ☐ |
| | 3. | | | | | PLACARD? YES ☐ NO ☐ |
| | 4. | | | | | PLACARD? YES ☐ NO ☐ |

13. Special Handling Instructions and Additional Information

1 5005955 Petroleum Contact Water CWT: N/A PO#:

Trailer # TR-18
Emergency Response Guide On-boa
Site arrival time 7:30 AM
Site departure time 8:20 AM
www.covanta.com

**14. SHIPPER'S CERTIFICATION:** I certify the materials are accurately described.

Shipper's/Offeror's Printed/Typed Name: Tim Moyer for Adam Harris @ CPL — Signature: T.L. Moy — Month 12 Day 10 Year 21

**INT'L**

15. International Shipments ☐ Import to U.S. ☐ Export from U.S. Port of entry/exit:
Transporter Signature (for exports only): Date leaving U.S.:

**TRANSPORTER**

16. Transporter Acknowledgment of Receipt of Materials

Transporter 1 Printed/Typed Name: Bill Johnston — Signature: Bill Johnston — Month 12 Day 10 Year 21

Transporter 2 Printed/Typed Name — Signature — Month Day Year

**DESIGNATED CONSIGNEE**

17. Discrepancy

17a. Discrepancy Indication Space ☐ Quantity ☐ Type ☐ Residue ☐ Partial Rejection ☐ Full Rejection

Bill of Lading Reference Number:

17b. Alternate Consignee (or Shipper) — U.S. EPA ID Number:
Facility's Phone:

17c. Signature of Alternate Consignee (or Shipper) — Month Day Year

18. Designated Receiving Facility Owner or Operator: Certification of receipt of materials covered by the bill of lading except as noted in Item 17a

Printed/Typed Name: Kaline Davis — Signature: Kaline Davis — Month 12 Day 10 Year 21

**COVANTA**
**Environmental Solutions**

TK # 38 / TRL # 60 SO248857

Corporate Office
5300 N 33rd St. - Milwaukee, WI 53209
Phone: 800-842-9792 Fax: 414-461-3812

**BILL OF LADING**

| 1. Shipper ID Number | 2. Page 1 of | 3. Emergency Response Phone | 4. Tracking Number |
|---|---|---|---|
| NCVSQG | | (800) 814-1204 | CES 141737 |

**SHIPPER**

5. Shipper's Name and Mailing Address
Colonial Pipeline Company
14108 Huntersville-Concord Road
Huntersvile North Carolina 28078
Shipper's Phone:

Shipper's Site Address (if different than mailing address)
Colonial Pipeline Company
14108 Huntersville-Concord Road
Huntersvile North Carolina 28078

6. Transporter 1 Company Name: Covanta Environmental Solutions — U.S. EPA ID Number: PAR000043026

7. Transporter 2 Company Name — U.S. EPA ID Number:

8. Consignee Name and Site Address
Covanta Environmental Solutions LLC
2503 Fayetteville Street
Asheboro NC 27203 (336) 683-0911
Facility's Phone:

U.S. EPA ID Number: NCR000135384

| HM | 9. Shipping Name and Description | 10. Containers No. | 10. Containers Type | 11. Total Quantity | 12. Unit Wt./Vol. | |
|---|---|---|---|---|---|---|
| | 1. X NA1993, Combustible liquid, n.o.s., (Contains <10% Gasoline), Comb liq, III, ERG# 128 | 1 | TT | 5125 | G | PLACARD? YES ☐ NO ☐ None |
| | 2. | | | | | PLACARD? YES ☐ NO ☐ |
| | 3. | | | | | PLACARD? YES ☐ NO ☐ |
| | 4. | | | | | PLACARD? YES ☐ NO ☐ |

13. Special Handling Instructions and Additional Information
1 5005955 Petroleum Contact Water CWT: N/A PO#:

Trailer #_____
Emergency Response Guide On-boar
Site arrival time 805
Site departure time 852
www.covanta.com

**14. SHIPPER'S CERTIFICATION:** I certify the materials are accurately described.

Shipper's/Offeror's Printed/Typed Name: Tim Moyer for Adam Harris @ CRL — Signature: J.L. Moy — Month 12 Day 10 Year 21

**INT'L**

15. International Shipments ☐ Import to U.S. ☐ Export from U.S. Port of entry/exit:
Transporter Signature (for exports only): Date leaving U.S.:

**TRANSPORTER**

16. Transporter Acknowledgment of Receipt of Materials

Transporter 1 Printed/Typed Name: Bobby Jarnet — Signature: Bobby Jarnet — Month 12 Day 10 Year 21

Transporter 2 Printed/Typed Name — Signature — Month Day Year

**DESIGNATED CONSIGNEE**

17. Discrepancy

17a. Discrepancy Indication Space ☐ Quantity ☐ Type ☐ Residue ☐ Partial Rejection ☐ Full Rejection

Bill of Lading Reference Number:

17b. Alternate Consignee (or Shipper) — U.S. EPA ID Number

Facility's Phone:

17c. Signature of Alternate Consignee (or Shipper) — Month Day Year

18. Designated Receiving Facility Owner or Operator: Certification of receipt of materials covered by the bill of lading except as noted in Item 17a

Printed/Typed Name: Kaline Davis — Signature — Month 12 Day 10 Year 21



SHIPPER

**COVANTA**
**Environmental Solutions**

RD-40
TR-18

Corporate Office
5300 N 33rd St. - Milwaukee, WI 53209
Phone: 800-842-9792 Fax: 414-461-3812

SO248858

# BILL OF LADING

| 1. Shipper ID Number | 2. Page 1 of | 3. Emergency Response Phone | 4. Tracking Number |
|---|---|---|---|
| NCVSQG | | (800) 814-1204 | CES 141740 |

**SHIPPER**

5. Shipper's Name and Mailing Address
Colonial Pipeline Company
14108 Huntersville-Concord Road
Huntersvile North Carolina 28078
Shipper's Phone:

Shipper's Site Address (if different than mailing address)
Colonial Pipeline Company
14108 Huntersville-Concord Road
Huntersvile North Carolina 28078

6. Transporter 1 Company Name
Covanta Environmental Solutions

U.S. EPA ID Number
PAR000043026

7. Transporter 2 Company Name

U.S. EPA ID Number

8. Consignee Name and Site Address
Covanta Environmental Solutions LLC
2503 Fayetteville Street
Asheboro NC 27203 (336) 683-0911
Facility's Phone:

U.S. EPA ID Number
NCR000135384

| HM | 9. Shipping Name and Description | 10. Containers No. | 10. Containers Type | 11. Total Quantity | 12. Unit Wt./Vol. | |
|---|---|---|---|---|---|---|
| | 1. X NA1993, Combustible liquid, n.o.s., (Contains <10% Gasoline), Comb liq, III, ERG# 128 | 1 | TT | 5125 | G | PLACARD? YES ☐ None ☐ |
| | 2. | | | | | PLACARD? YES ☐ NO ☐ |
| | 3. | | | | | PLACARD? YES ☐ NO ☐ |
| | 4. | | | | | PLACARD? YES ☐ NO ☐ |

13. Special Handling Instructions and Additional Information

1 5005955 Petroleum Contact Water CWT: N/A PO#:

Trailer # TR-18
Emergency Response Guide On-boar
Site arrival time 12:00 PM
Site departure time 12:30 PM
www.covanta.com

**14. SHIPPER'S CERTIFICATION:** I certify the materials are accurately described.

Shipper's/Offeror's Printed/Typed Name: Tim Moyer for Adam Harris @ CPL
Signature: T.L. Moy
Month 12 Day 10 Year 21

**INT'L**

15. International Shipments ☐ Import to U.S. ☐ Export from U.S. Port of entry/exit:
Transporter Signature (for exports only): Date leaving U.S.:

**TRANSPORTER**

16. Transporter Acknowledgment of Receipt of Materials

Transporter 1 Printed/Typed Name: Bill Johnston
Signature: Bill Johnston
Month 12 Day 10 Year 21

Transporter 2 Printed/Typed Name
Signature
Month Day Year

**DESIGNATED CONSIGNEE**

17. Discrepancy

17a. Discrepancy Indication Space ☐ Quantity ☐ Type ☐ Residue ☐ Partial Rejection ☐ Full Rejection

Bill of Lading Reference Number:

17b. Alternate Consignee (or Shipper)
U.S. EPA ID Number
Facility's Phone:

17c. Signature of Alternate Consignee (or Shipper)
Month Day Year

18. Designated Receiving Facility Owner or Operator: Certification of receipt of materials covered by the bill of lading except as noted in Item 17a

Printed/Typed Name: Kaline Davis
Signature:
Month 12 Day 10 Year 21

**COVANTA**
**Environmental Solutions**

TK# 38/TRL# 60 SO248179

Corporate Office
5300 N 33rd St. - Milwaukee, WI 53209
Phone: 800-842-9792 Fax: 414-461-3812

**BILL OF LADING**

| 1. Shipper ID Number | 2. Page 1 of | 3. Emergency Response Phone | 4. Tracking Number |
|---|---|---|---|
| NCVSQG | | (800) 814-1204 | CES 141738 |

**SHIPPER**

5. Shipper's Name and Mailing Address
Colonial Pipeline Company
14108 Huntersville-Concord Road
Huntersvile North Carolina 28078
Shipper's Phone:

Shipper's Site Address (if different than mailing address)
Colonial Pipeline Company
14108 Huntersville-Concord Road
Huntersvile North Carolina 28078

6. Transporter 1 Company Name: Covanta Environmental Solutions
U.S. EPA ID Number: PAR000043026

7. Transporter 2 Company Name
U.S. EPA ID Number

8. Consignee Name and Site Address
Covanta Environmental Solutions LLC
2503 Fayetteville Street
Asheboro NC 27203 (336) 683-0911
Facility's Phone:
U.S. EPA ID Number: NCR000135384

| HM | 9. Shipping Name and Description | 10. Containers No. | 10. Containers Type | 11. Total Quantity | 12. Unit Wt./Vol. | |
|---|---|---|---|---|---|---|
| | 1. X NA1993, Combustible liquid, n.o.s., (Contains <10% Gasoline), Comb liq, III, ERG# 128 | 1 | TT | 5125 | G | PLACARD? YES ☐ NO ☐ None |
| | 2. | | | | | PLACARD? YES ☐ NO ☐ |
| | 3. | | | | | PLACARD? YES ☐ NO ☐ |
| | 4. | | | | | PLACARD? YES ☐ NO ☐ |

13. Special Handling Instructions and Additional Information
1 5005955 Petroleum Contact Water CWT: N/A PO#:

Trailer #:
Emergency Response Guide On-boar
Site arrival time 1245
Site departure time 1:10
www.covanta.com

**14. SHIPPER'S CERTIFICATION:** I certify the materials are accurately described.

| Shipper's/Offeror's Printed/Typed Name | Signature | Month | Day | Year |
|---|---|---|---|---|
| Tim Moyer for Adam Harris @ CPL | T. L. Moyer | 12 | 10 | 21 |

**INT'L**

15. International Shipments ☐ Import to U.S. ☐ Export from U.S. Port of entry/exit:
Transporter Signature (for exports only): Date leaving U.S.:

**TRANSPORTER**

16. Transporter Acknowledgment of Receipt of Materials

| Transporter 1 Printed/Typed Name | Signature | Month | Day | Year |
|---|---|---|---|---|
| Bobby Jarrett | Bobby Jarrett | 12 | 10 | 21 |
| Transporter 2 Printed/Typed Name | Signature | Month | Day | Year |
| | | | | |

**DESIGNATED CONSIGNEE**

17. Discrepancy

17a. Discrepancy Indication Space ☐ Quantity ☐ Type ☐ Residue ☐ Partial Rejection ☐ Full Rejection

Bill of Lading Reference Number:

17b. Alternate Consignee (or Shipper)
U.S. EPA ID Number
Facility's Phone:

17c. Signature of Alternate Consignee (or Shipper) Month Day Year

18. Designated Receiving Facility Owner or Operator: Certification of receipt of materials covered by the bill of lading except as noted in Item 17a

| Printed/Typed Name | Signature | Month | Day | Year |
|---|---|---|---|---|
| Katina Davis | Katina Davis | 12 | 10 | 21 |

**COVANTA**
**Environmental Solutions**

RD 42
TR 33

SO248863

Corporate Office
5300 N 33rd St. - Milwaukee, WI 53209
Phone: 800-842-9792 Fax: 414-461-3812

# BILL OF LADING

| 1. Shipper ID Number | 2. Page 1 of | 3. Emergency Response Phone | 4. Tracking Number |
|---|---|---|---|
| NCVSQG | | (800) 814-1204 | CES 141743 |

**SHIPPER**

5. Shipper's Name and Mailing Address
Colonial Pipeline Company
14108 Huntersville-Concord Road
Huntersvile North Carolina 28078
Shipper's Phone:

Shipper's Site Address (if different than mailing address)
Colonial Pipeline Company
14108 Huntersville-Concord Road
Huntersvile North Carolina 28078

6. Transporter 1 Company Name: Covanta Environmental Solutions
U.S. EPA ID Number: PAR000043026

7. Transporter 2 Company Name:
U.S. EPA ID Number:

8. Consignee Name and Site Address
Covanta Environmental Solutions LLC
2503 Fayetteville Street
Asheboro NC 27203 (336) 683-0911
Facility's Phone:
U.S. EPA ID Number: NCR000135384

| HM | 9. Shipping Name and Description | 10. Containers No. | 10. Containers Type | 11. Total Quantity | 12. Unit Wt./Vol. | |
|---|---|---|---|---|---|---|
| | 1. X NA1993, Combustible liquid, n.o.s., (Contains <10% Gasoline), Comb liq, III, ERG# 128 | 1 | TT | 5,125 | G | PLACARD? None YES ☐ NO ☐ |
| | 2. | | | | | PLACARD? YES ☐ NO ☐ |
| | 3. | | | | | PLACARD? YES ☐ NO ☐ |
| | 4. | | | | | PLACARD? YES ☐ NO ☐ |

13. Special Handling Instructions and Additional Information
1 5005955 Petroleum Contact Water CWT: N/A PO#:

Trailer # 33
Emergency Response Guide On-board
Site arrival time 7:30
Site departure time 8:00
www.covanta.com

**14. SHIPPER'S CERTIFICATION:** I certify the materials are accurately described.

Shipper's/Offeror's Printed/Typed Name: Tim Moyer for Adam Harris @ CPL
Signature: T.L-Moy
Month 12 Day 11 Year 21

**INT'L**

15. International Shipments ☐ Import to U.S. ☐ Export from U.S. Port of entry/exit:
Transporter Signature (for exports only): Date leaving U.S.:

**TRANSPORTER**

16. Transporter Acknowledgment of Receipt of Materials

Transporter 1 Printed/Typed Name: Jose Henriquez
Signature:
Month 12 Day 11 Year 21

Transporter 2 Printed/Typed Name:
Signature:
Month Day Year

**DESIGNATED CONSIGNEE**

17. Discrepancy

17a. Discrepancy Indication Space ☐ Quantity ☐ Type ☐ Residue ☐ Partial Rejection ☐ Full Rejection

Bill of Lading Reference Number:

17b. Alternate Consignee (or Shipper)
U.S. EPA ID Number:
Facility's Phone:

17c. Signature of Alternate Consignee (or Shipper)
Month Day Year

18. Designated Receiving Facility Owner or Operator: Certification of receipt of materials covered by the bill of lading except as noted in Item 17a

Printed/Typed Name: KalineDavis
Signature:
Month 12 Day 11 Year 21

**COVANTA**
**Environmental Solutions**

Corporate Office
5300 N 33rd St. - Milwaukee, WI 53209
Phone: 800-842-9792 Fax: 414-461-3812

SO248865

| BILL OF LADING | 1. Shipper ID Number | 2. Page 1 of | 3. Emergency Response Phone | 4. Tracking Number |
|---|---|---|---|---|
| | NCVSQG | 1 | (800) 814-1204 | CES 141741 |

**SHIPPER**

5. Shipper's Name and Mailing Address
Colonial Pipeline Company
14108 Huntersville-Concord Road
Huntersvile North Carolina 28078
Shipper's Phone:

Shipper's Site Address (if different than mailing address)
Colonial Pipeline Company
14108 Huntersville-Concord Road
Huntersvile North Carolina 28078

6. Transporter 1 Company Name: Covanta Environmental Solutions — U.S. EPA ID Number: PAR000043026

7. Transporter 2 Company Name — U.S. EPA ID Number:

8. Consignee Name and Site Address
Covanta Environmental Solutions LLC
2503 Fayetteville Street
Asheboro NC 27203 (336) 683-0911
Facility's Phone:
U.S. EPA ID Number: NCR000135384

| HM | 9. Shipping Name and Description | 10. Containers No. | 10. Containers Type | 11. Total Quantity | 12. Unit Wt./Vol. | |
|---|---|---|---|---|---|---|
| | 1. X NA1993, Combustible liquid, n.o.s., (Contains <10% Gasoline), Comb liq, III, ERG# 128 | 1 | TT | 5000 g | | PLACARD? YES ☐ NO ☐ None |
| | 2. | | | | | PLACARD? YES ☐ NO ☐ |
| | 3. | | | | | PLACARD? YES ☐ NO ☐ |
| | 4. | | | | | PLACARD? YES ☐ NO ☐ |

13. Special Handling Instructions and Additional Information
1 5005955 Petroleum Contact Water CWT: N/A PO#:

RD38
Trailer # TR60
Emergency Response Guide On-board
Site arrival time 800
Site departure time 830
www.covanta.com

**14. SHIPPER'S CERTIFICATION:** I certify the materials are accurately described.

Shipper's/Offeror's Printed/Typed Name: Tim Moyer for Adam Harris @CPL — Signature: T.L. Moy — Month 12 Day 11 Year 21

**INT'L**

15. International Shipments ☐ Import to U.S. ☐ Export from U.S. Port of entry/exit:
Transporter Signature (for exports only): Date leaving U.S.:

**TRANSPORTER**

16. Transporter Acknowledgment of Receipt of Materials

Transporter 1 Printed/Typed Name: CORBY TUCKER — Signature — Month 12 Day 11 Year 21

Transporter 2 Printed/Typed Name — Signature — Month Day Year

**DESIGNATED CONSIGNEE**

17. Discrepancy

17a. Discrepancy Indication Space ☐ Quantity ☐ Type ☐ Residue ☐ Partial Rejection ☐ Full Rejection

Bill of Lading Reference Number:

17b. Alternate Consignee (or Shipper) — U.S. EPA ID Number
Facility's Phone:

17c. Signature of Alternate Consignee (or Shipper) — Month Day Year

18. Designated Receiving Facility Owner or Operator: Certification of receipt of materials covered by the bill of lading except as noted in Item 17a

Printed/Typed Name: KatlineDavis — Signature — Month 12 Day 11 Year 21

**COVANTA**
**Environmental Solutions**

Corporate Office
5300 N 33rd St. - Milwaukee, WI 53209
Phone: 800-842-9792 Fax: 414-461-3812

**BILL OF LADING**

| 1. Shipper ID Number | 2. Page 1 of | 3. Emergency Response Phone | 4. Tracking Number |
|---|---|---|---|
| NCVSQG | 1 | SQ248861 (800) 814-1204 | CES 141742 |

**SHIPPER**

5. Shipper's Name and Mailing Address
Colonial Pipeline Company
14108 Huntersville-Concord Road
Huntersvile North Carolina 28078
Shipper's Phone:

Shipper's Site Address (if different than mailing address)
Colonial Pipeline Company
14108 Huntersville-Concord Road
Huntersvile North Carolina 28078

6. Transporter 1 Company Name: Covanta Environmental Solutions — U.S. EPA ID Number: PAR000043026

7. Transporter 2 Company Name — U.S. EPA ID Number

8. Consignee Name and Site Address
Covanta Environmental Solutions LLC
2503 Fayetteville Street
Asheboro NC 27203 (336) 683-0911
Facility's Phone:
U.S. EPA ID Number: NCR000135384

| HM | 9. Shipping Name and Description | 10. Containers No. | 10. Containers Type | 11. Total Quantity | 12. Unit Wt./Vol. | |
|---|---|---|---|---|---|---|
| | 1. X NA1993, Combustible liquid, n.o.s., (Contains <10% Gasoline), Comb liq, III, ERG# 128 | 1 | TT | 5000 g | | PLACARD? YES ☐ NO ☐ None |
| | 2. | | | | | PLACARD? YES ☐ NO ☐ |
| | 3. | | | | | PLACARD? YES ☐ NO ☐ |
| | 4. | | | | | PLACARD? YES ☐ NO ☐ |

13. Special Handling Instructions and Additional Information
1 5005955 Petroleum Contact Water CWT: N/A PO#:

RD38
Trailer # TR66
Emergency Response Guide On-board
Site arrival time 1210
Site departure time 115
www.covanta.com

**14. SHIPPER'S CERTIFICATION:** I certify the materials are accurately described.

Shipper's/Offeror's Printed/Typed Name: Tim Moyer for Adam Harris @ CPL — Signature: T.L.Moy — Month 12 Day 11 Year 21

**INT'L**

15. International Shipments ☐ Import to U.S. ☐ Export from U.S. Port of entry/exit:
Transporter Signature (for exports only): Date leaving U.S.:

**TRANSPORTER**

16. Transporter Acknowledgment of Receipt of Materials

Transporter 1 Printed/Typed Name: CORBY TUCKER — Signature — Month 12 Day 11 Year 21

Transporter 2 Printed/Typed Name — Signature — Month Day Year

**DESIGNATED CONSIGNEE**

17. Discrepancy

17a. Discrepancy Indication Space ☐ Quantity ☐ Type ☐ Residue ☐ Partial Rejection ☐ Full Rejection

Bill of Lading Reference Number:

17b. Alternate Consignee (or Shipper) — U.S. EPA ID Number
Facility's Phone:

17c. Signature of Alternate Consignee (or Shipper) — Month Day Year

18. Designated Receiving Facility Owner or Operator: Certification of receipt of materials covered by the bill of lading except as noted in Item 17a

Printed/Typed Name: Katrina Davis — Signature — Month 12 Day 11 Year 21

**COVANTA**
**Environmental Solutions**

RO 42
TR 33

Corporate Office
5300 N 33rd St. - Milwaukee, WI 53209
Phone: 800-842-9792 Fax: 414-461-3812

SO248864

| BILL OF LADING | 1. Shipper ID Number | 2. Page 1 of | 3. Emergency Response Phone | 4. Tracking Number |
|---|---|---|---|---|
| | NCVSQG | | (800) 814-1204 | CES 141744 |

**SHIPPER**

5. Shipper's Name and Mailing Address
Colonial Pipeline Company
14108 Huntersville-Concord Road
Huntersvile North Carolina 28078
Shipper's Phone:

Shipper's Site Address (if different than mailing address)
Colonial Pipeline Company
14108 Huntersville-Concord Road
Huntersvile North Carolina 28078

6. Transporter 1 Company Name: Covanta Environmental Solutions
U.S. EPA ID Number: PAR000043026

7. Transporter 2 Company Name:
U.S. EPA ID Number:

8. Consignee Name and Site Address
Covanta Environmental Solutions LLC
2503 Fayetteville Street
Asheboro NC 27203 (336) 683-0911
Facility's Phone:
U.S. EPA ID Number: NCR000135384

| HM | 9. Shipping Name and Description | 10. Containers No. | 10. Containers Type | 11. Total Quantity | 12. Unit Wt./Vol. | |
|---|---|---|---|---|---|---|
| | 1. X NA1993, Combustible liquid, n.o.s., (Contains <10% Gasoline), Comb liq, III, ERG# 128 | 1 | TT | 5,125 | G | PLACARD? YES ☐ None ☒ |
| | 2. | | | | | PLACARD? YES ☐ NO ☐ |
| | 3. | | | | | PLACARD? YES ☐ NO ☐ |
| | 4. | | | | | PLACARD? YES ☐ NO ☐ |

13. Special Handling Instructions and Additional Information
1 5005955 Petroleum Contact Water CWT: N/A PO#:

Trailer # 33
Emergency Response Guide Onboard
Site arrival time 11:12
Site departure time 11:35
www.covanta.com

**14. SHIPPER'S CERTIFICATION:** I certify the materials are accurately described.

Shipper's/Offeror's Printed/Typed Name: Tim Moyer for Adam Harris @ CPL
Signature: T. L Moyer
Month 12 Day 11 Year 21

**INT'L**

15. International Shipments ☐ Import to U.S. ☐ Export from U.S. Port of entry/exit:
Transporter Signature (for exports only): Date leaving U.S.:

**TRANSPORTER**

16. Transporter Acknowledgment of Receipt of Materials

Transporter 1 Printed/Typed Name: Jose Hernandez
Signature:
Month 12 Day 11 Year 21

Transporter 2 Printed/Typed Name:
Signature:
Month Day Year

**DESIGNATED CONSIGNEE**

17. Discrepancy

17a. Discrepancy Indication Space ☐ Quantity ☐ Type ☐ Residue ☐ Partial Rejection ☐ Full Rejection

Bill of Lading Reference Number:

17b. Alternate Consignee (or Shipper)
U.S. EPA ID Number:
Facility's Phone:

17c. Signature of Alternate Consignee (or Shipper)
Month Day Year

18. Designated Receiving Facility Owner or Operator: Certification of receipt of materials covered by the bill of lading except as noted in Item 17a

Printed/Typed Name: Kaline Davis
Signature:
Month 12 Day 11 Year 21

**COVANTA**
**Environmental Solutions**

Corporate Office
5300 N 33rd St. - Milwaukee, WI 53209
Phone: 800-842-9792 Fax: 414-461-3812

SO248870

**BILL OF LADING**

| 1. Shipper ID Number | 2. Page 1 of | 3. Emergency Response Phone | 4. Tracking Number |
|---|---|---|---|
| NCVSQG | 1 | (800) 814-1204 | CES 141757 |

**SHIPPER**

5. Shipper's Name and Mailing Address
Colonial Pipeline Company
14108 Huntersville-Concord Road
Huntersvile North Carolina 28078
Shipper's Phone:

Shipper's Site Address (if different than mailing address)
Colonial Pipeline Company
14108 Huntersville-Concord Road
Huntersvile North Carolina 28078

6. Transporter 1 Company Name: Covanta Environmental Solutions
U.S. EPA ID Number: PAR000043026

7. Transporter 2 Company Name:
U.S. EPA ID Number:

8. Consignee Name and Site Address
Covanta Environmental Solutions LLC
2503 Fayetteville Street
Asheboro NC 27203 (336) 683-0911
Facility's Phone:
U.S. EPA ID Number: NCR000135384

| HM | 9. Shipping Name and Description | 10. Containers No. | 10. Containers Type | 11. Total Quantity | 12. Unit Wt./Vol. | |
|---|---|---|---|---|---|---|
| | 1. X NA1993, Combustible liquid, n.o.s., (Contains <10% Gasoline), Comb liq, III, ERG# 128 | 1 | TT | 5124 | G | PLACARD? YES ☐ None ☐ |
| | 2. | | | | | PLACARD? YES ☐ NO ☐ |
| | 3. | | | | | PLACARD? YES ☐ NO ☐ |
| | 4. | | | | | PLACARD? YES ☐ NO ☐ |

13. Special Handling Instructions and Additional Information
1 5005955 Petroleum Contact Water CWT: N/A PO#:

RD 32 Trailer # 34
Emergency Response Guide On-board
Site arrival time 7:30
Site departure time 7:55
www.covanta.com

**14. SHIPPER'S CERTIFICATION:** I certify the materials are accurately described.
Shipper's/Offeror's Printed/Typed Name: Deric Reaper
Signature:
Month 12 Day 12 Year 21

**INT'L**

15. International Shipments ☐ Import to U.S. ☐ Export from U.S. Port of entry/exit:
Transporter Signature (for exports only): Date leaving U.S.:

**TRANSPORTER**

16. Transporter Acknowledgment of Receipt of Materials
Transporter 1 Printed/Typed Name: James Prather
Signature:
Month 12 Day 12 Year 21
Transporter 2 Printed/Typed Name:
Signature:
Month Day Year

**DESIGNATED CONSIGNEE**

17. Discrepancy
17a. Discrepancy Indication Space ☐ Quantity ☐ Type ☐ Residue ☐ Partial Rejection ☐ Full Rejection
Bill of Lading Reference Number:
17b. Alternate Consignee (or Shipper)
U.S. EPA ID Number:
Facility's Phone:
17c. Signature of Alternate Consignee (or Shipper)
Month Day Year

18. Designated Receiving Facility Owner or Operator: Certification of receipt of materials covered by the bill of lading except as noted in Item 17a
Printed/Typed Name: Kaline Davis
Signature:
Month 12 Day 12 Year 21

**COVANTA**
**Environmental Solutions**

TK# 38 / TRL# 60

SO248866

Corporate Office
5300 N 33rd St. - Milwaukee, WI 53209
Phone: 800-842-9792 Fax: 414-461-3812

**BILL OF LADING**

| 1. Shipper ID Number | 2. Page 1 of | 3. Emergency Response Phone | 4. Tracking Number |
|---|---|---|---|
| NCVSQG | | (800) 814-1204 | CES 141745 |

**SHIPPER**

5. Shipper's Name and Mailing Address
Colonial Pipeline Company
14108 Huntersville-Concord Road
Huntersvile North Carolina 28078
Shipper's Phone:

Shipper's Site Address (if different than mailing address)
Colonial Pipeline Company
14108 Huntersville-Concord Road
Huntersvile North Carolina 28078

6. Transporter 1 Company Name: Covanta Environmental Solutions — U.S. EPA ID Number: PAR000043026

7. Transporter 2 Company Name — U.S. EPA ID Number:

8. Consignee Name and Site Address
Covanta Environmental Solutions LLC
2503 Fayetteville Street
Asheboro NC 27203 (336) 683-0911
Facility's Phone:

U.S. EPA ID Number: NCR000135384

| HM | 9. Shipping Name and Description | 10. Containers No. | 10. Containers Type | 11. Total Quantity | 12. Unit Wt./Vol. | |
|---|---|---|---|---|---|---|
| | 1. X NA1993, Combustible liquid, n.o.s., (Contains <10% Gasoline), Comb liq, III, ERG# 128 | 1 | TT | 5125 | G | PLACARD? YES ☐ None ☐ |
| | 2. | | | | | PLACARD? YES ☐ NO ☐ |
| | 3. | | | | | PLACARD? YES ☐ NO ☐ |
| | 4. | | | | | PLACARD? YES ☐ NO ☐ |

13. Special Handling Instructions and Additional Information

1 5005955 Petroleum Contact Water CWT: N/A PO#:

Trailer #____
Emergency Response Guide On-boa
Site arrival time 7:50
Site departure time 8:40
www.covanta.com

**14. SHIPPER'S CERTIFICATION:** I certify the materials are accurately described.

Shipper's/Offeror's Printed/Typed Name: Deric Reaper — Signature — Month 12 Day 10 Year 21

**INT'L**

15. International Shipments ☐ Import to U.S. ☐ Export from U.S. Port of entry/exit:
Transporter Signature (for exports only): Date leaving U.S.:

**TRANSPORTER**

16. Transporter Acknowledgment of Receipt of Materials

Transporter 1 Printed/Typed Name: Bobby Jarrett — Signature — Month 12 Day 12 Year 21

Transporter 2 Printed/Typed Name — Signature — Month Day Year

**DESIGNATED CONSIGNEE**

17. Discrepancy

17a. Discrepancy Indication Space ☐ Quantity ☐ Type ☐ Residue ☐ Partial Rejection ☐ Full Rejection

Bill of Lading Reference Number:

17b. Alternate Consignee (or Shipper) — U.S. EPA ID Number
Facility's Phone:

17c. Signature of Alternate Consignee (or Shipper) — Month Day Year

18. Designated Receiving Facility Owner or Operator: Certification of receipt of materials covered by the bill of lading except as noted in Item 17a

Printed/Typed Name: Kaline Davis — Signature — Month 12 Day 12 Year 21

**COVANTA**
**Environmental Solutions**

Corporate Office
5300 N 33rd St. - Milwaukee, WI 53209
Phone: 800-842-9792 Fax: 414-461-3812

SO248860

**BILL OF LADING** | 1. Shipper ID Number: NCVSQG | 2. Page 1 of 1 | 3. Emergency Response Phone: (800) 814-1204 | 4. Tracking Number: CES 141758

5. Shipper's Name and Mailing Address
Colonial Pipeline Company
14108 Huntersville-Concord Road
Huntersvile North Carolina 28078
Shipper's Phone:

Shipper's Site Address (if different than mailing address)
Colonial Pipeline Company
14108 Huntersville-Concord Road
Huntersvile North Carolina 28078

6. Transporter 1 Company Name: Covanta Environmental Solutions
U.S. EPA ID Number: PAR000043026

7. Transporter 2 Company Name:
U.S. EPA ID Number:

8. Consignee Name and Site Address
Covanta Environmental Solutions LLC
2503 Fayetteville Street
Asheboro NC 27203 (336) 683-0911
Facility's Phone:

U.S. EPA ID Number: NCR000135384

| HM | 9. Shipping Name and Description | 10. Containers No. | 10. Containers Type | 11. Total Quantity | 12. Unit Wt./Vol. | |
|---|---|---|---|---|---|---|
| | 1. X NA1993, Combustible liquid, n.o.s., (Contains <10% Gasoline), Comb liq, III, ERG# 128 | 1 | TT | 5124 | G | PLACARD? YES ☐ None ☐ |
| | 2. | | | | | PLACARD? YES ☐ NO ☐ |
| | 3. | | | | | PLACARD? YES ☐ NO ☐ |
| | 4. | | | | | PLACARD? YES ☐ NO ☐ |

13. Special Handling Instructions and Additional Information
1 5005955 Petroleum Contact Water CWT: N/A PO#:

RD 32 Trailer #: 34
Emergency Response Guide On-board
Site arrival time 11:30
Site departure time 11:50
www.covanta.com

**SHIPPER**

**14. SHIPPER'S CERTIFICATION:** I certify the materials are accurately described.
Shipper's/Offeror's Printed/Typed Name: Deric Reaper
Signature:
Month 12 Day 12 Year 21

**INT'L**

15. International Shipments ☐ Import to U.S. ☐ Export from U.S. Port of entry/exit:
Transporter Signature (for exports only): Date leaving U.S.:

**TRANSPORTER**

16. Transporter Acknowledgment of Receipt of Materials
Transporter 1 Printed/Typed Name: James PRATHER
Signature:
Month 12 Day 12 Year 21
Transporter 2 Printed/Typed Name:
Signature:
Month Day Year

**DESIGNATED CONSIGNEE**

17. Discrepancy
17a. Discrepancy Indication Space ☐ Quantity ☐ Type ☐ Residue ☐ Partial Rejection ☐ Full Rejection
Bill of Lading Reference Number:
17b. Alternate Consignee (or Shipper)
U.S. EPA ID Number:
Facility's Phone:
17c. Signature of Alternate Consignee (or Shipper)
Month Day Year

18. Designated Receiving Facility Owner or Operator: Certification of receipt of materials covered by the bill of lading except as noted in Item 17a
Printed/Typed Name: KalineDavis
Signature:
Month 12 Day 12 Year 21

**COVANTA**
**Environmental Solutions**

TK# 38/TRL# 60 SO248869

Corporate Office
5300 N 33rd St. - Milwaukee, WI 53209
Phone: 800-842-9792 Fax: 414-461-3812

**BILL OF LADING**

| 1. Shipper ID Number | 2. Page 1 of | 3. Emergency Response Phone | 4. Tracking Number |
|---|---|---|---|
| NCVSQG | | (800) 814-1204 | CES 141746 |

**SHIPPER**

5. Shipper's Name and Mailing Address
Colonial Pipeline Company
14108 Huntersville-Concord Road
Huntersvile North Carolina 28078
Shipper's Phone:

Shipper's Site Address (if different than mailing address)
Colonial Pipeline Company
14108 Huntersville-Concord Road
Huntersvile North Carolina 28078

6. Transporter 1 Company Name: Covanta Environmental Solutions
U.S. EPA ID Number: PAR000043026

7. Transporter 2 Company Name:
U.S. EPA ID Number:

8. Consignee Name and Site Address
Covanta Environmental Solutions LLC
2503 Fayetteville Street
Asheboro NC 27203 (336) 683-0911
Facility's Phone:
U.S. EPA ID Number: NCR000135384

| HM | 9. Shipping Name and Description | 10. Containers No. | 10. Containers Type | 11. Total Quantity | 12. Unit Wt./Vol. | |
|---|---|---|---|---|---|---|
| | 1. X NA1993, Combustible liquid, n.o.s., (Contains <10% Gasoline), Comb liq, III, ERG# 128 | 1 | TT | 5105 | G | PLACARD? None YES ☐ NO ☐ |
| | 2. | | | | | PLACARD? YES ☐ NO ☐ |
| | 3. | | | | | PLACARD? YES ☐ NO ☐ |
| | 4. | | | | | PLACARD? YES ☐ NO ☐ |

13. Special Handling Instructions and Additional Information
1 5005955 Petroleum Contact Water CWT: N/A PO#:

Trailer #____
Emergency Response Guide On-boa
Site arrival time 1230
Site departure time 1255
www.covanta.com

**14. SHIPPER'S CERTIFICATION:** I certify the materials are accurately described.

Shipper's/Offeror's Printed/Typed Name: Deric Reaper
Signature:
Month 12 Day 12 Year 21

**INT'L**

15. International Shipments ☐ Import to U.S. ☐ Export from U.S. Port of entry/exit:
Transporter Signature (for exports only): Date leaving U.S.:

**TRANSPORTER**

16. Transporter Acknowledgment of Receipt of Materials

Transporter 1 Printed/Typed Name: Bobby Jarrett
Signature:
Month 12 Day 12 Year 21

Transporter 2 Printed/Typed Name:
Signature:
Month Day Year

**DESIGNATED CONSIGNEE**

17. Discrepancy

17a. Discrepancy Indication Space ☐ Quantity ☐ Type ☐ Residue ☐ Partial Rejection ☐ Full Rejection

Bill of Lading Reference Number:

17b. Alternate Consignee (or Shipper)
U.S. EPA ID Number:
Facility's Phone:

17c. Signature of Alternate Consignee (or Shipper)
Month Day Year

18. Designated Receiving Facility Owner or Operator: Certification of receipt of materials covered by the bill of lading except as noted in Item 17a

Printed/Typed Name: Kaline Davis
Signature:
Month 12 Day 12 Year 21

**COVANTA**
**Environmental Solutions**

RD-40
TR-18

Corporate Office
5300 N 33rd St. - Milwaukee, WI 53209
Phone: 800-842-9792 Fax: 414-461-3812

SO248886

# BILL OF LADING

| 1. Shipper ID Number | 2. Page 1 of | 3. Emergency Response Phone | 4. Tracking Number |
|---|---|---|---|
| NCVSQG | | (800) 814-1204 | CES 141765 |

**SHIPPER**

5. Shipper's Name and Mailing Address
Colonial Pipeline Company
14108 Huntersville-Concord Road
Huntersvile North Carolina 28078
Shipper's Phone:

Shipper's Site Address (if different than mailing address)
Colonial Pipeline Company
14108 Huntersville-Concord Road
Huntersvile North Carolina 28078

6. Transporter 1 Company Name
Covanta Environmental Solutions
U.S. EPA ID Number
PAR000043026

7. Transporter 2 Company Name
U.S. EPA ID Number

8. Consignee Name and Site Address
Covanta Environmental Solutions LLC
2503 Fayetteville Street
Asheboro NC 27203 (336) 683-0911
Facility's Phone:
U.S. EPA ID Number
NCR000135384

| HM | 9. Shipping Name and Description | 10. Containers No. | 10. Containers Type | 11. Total Quantity | 12. Unit Wt./Vol. | |
|---|---|---|---|---|---|---|
| | 1. X NA1993, Combustible liquid, n.o.s., (Contains <10% Gasoline), Comb liq, III, ERG# 128 | 1 | TT | 5125 | G | PLACARD? YES ☐ NO ☐ None |
| | 2. | | | | | PLACARD? YES ☐ NO ☐ |
| | 3. | | | | | PLACARD? YES ☐ NO ☐ |
| | 4. | | | | | PLACARD? YES ☐ NO ☐ |

13. Special Handling Instructions and Additional Information
1 5005955 Petroleum Contact Water CWT: N/A PO#:

Trailer # TR-18
Emergency Response Guide on board
Site arrival time 7:46
Site departure time 8:40
www.covanta.com

**14. SHIPPER'S CERTIFICATION:** I certify the materials are accurately described.
Shipper's/Offeror's Printed/Typed Name: Tim Moyer for Adam Harris @ CPL
Signature: T. J Moy
Month 12 Day 13 Year 21

**INT'L**
15. International Shipments ☐ Import to U.S. ☐ Export from U.S. Port of entry/exit:
Transporter Signature (for exports only): Date leaving U.S.:

**TRANSPORTER**
16. Transporter Acknowledgment of Receipt of Materials
Transporter 1 Printed/Typed Name: Bill Johnston
Signature: Bill Johnston
Month 12 Day 13 Year 21
Transporter 2 Printed/Typed Name:
Signature:
Month Day Year

**DESIGNATED CONSIGNEE**
17. Discrepancy
17a. Discrepancy Indication Space ☐ Quantity ☐ Type ☐ Residue ☐ Partial Rejection ☐ Full Rejection
Bill of Lading Reference Number:
17b. Alternate Consignee (or Shipper)
U.S. EPA ID Number
Facility's Phone:
17c. Signature of Alternate Consignee (or Shipper)
Month Day Year

18. Designated Receiving Facility Owner or Operator: Certification of receipt of materials covered by the bill of lading except as noted in Item 17a
Printed/Typed Name: Kaine Davis
Signature:
Month 12 Day 13 Year 21

**COVANTA**
**Environmental Solutions**

TK# 38 / TRL# 60

SO248878

Corporate Office
5300 N 33rd St. - Milwaukee, WI 53209
Phone: 800-842-9792 Fax: 414-461-3812

**BILL OF LADING**

| 1. Shipper ID Number | 2. Page 1 of | 3. Emergency Response Phone | 4. Tracking Number |
|---|---|---|---|
| NCVSQG | | (800) 814-1204 | CES 141771 |

**SHIPPER**

5. Shipper's Name and Mailing Address
Colonial Pipeline Company
14108 Huntersville-Concord Road
Huntersvile North Carolina 28078
Shipper's Phone:

Shipper's Site Address (if different than mailing address)
Colonial Pipeline Company
14108 Huntersville-Concord Road
Huntersvile North Carolina 28078

6. Transporter 1 Company Name: Covanta Environmental Solutions
U.S. EPA ID Number: PAR000043026

7. Transporter 2 Company Name:
U.S. EPA ID Number:

8. Consignee Name and Site Address
Covanta Environmental Solutions LLC
2503 Fayetteville Street
Asheboro NC 27203 (336) 683-0911
Facility's Phone:
U.S. EPA ID Number: NCR000135384

| HM | 9. Shipping Name and Description | 10. Containers No. | 10. Containers Type | 11. Total Quantity | 12. Unit Wt./Vol. | |
|---|---|---|---|---|---|---|
| | 1. X NA1993, Combustible liquid, n.o.s., (Contains <10% Gasoline), Comb liq, III, ERG# 128 | 1 | TT | 5125 | G | PLACARD? YES ☐ NO ☒ |
| | 2. | | | | | PLACARD? YES ☐ NO ☐ |
| | 3. | | | | | PLACARD? YES ☐ NO ☐ |
| | 4. | | | | | PLACARD? YES ☐ NO ☐ |

13. Special Handling Instructions and Additional Information
1 5005955 Petroleum Contact Water CWT: N/A PO#:

Trailer #____
Emergency Response Guide On-board
Site arrival time 9:15
Site departure time 9:30
www.covanta.com

**14. SHIPPER'S CERTIFICATION:** I certify the materials are accurately described.

| Shipper's/Offeror's Printed/Typed Name | Signature | Month | Day | Year |
|---|---|---|---|---|
| Tim Moyer for Adam Harris @ CPL | T. L. Moyer | 12 | 13 | 21 |

**INT'L**

15. International Shipments ☐ Import to U.S. ☐ Export from U.S. Port of entry/exit:
Transporter Signature (for exports only): Date leaving U.S.:

**TRANSPORTER**

16. Transporter Acknowledgment of Receipt of Materials

| Transporter 1 Printed/Typed Name | Signature | Month | Day | Year |
|---|---|---|---|---|
| Bobby Jarrett | Bobby Jarrett | 12 | 13 | 21 |
| Transporter 2 Printed/Typed Name | Signature | Month | Day | Year |
| | | | | |

**DESIGNATED CONSIGNEE**

17. Discrepancy

17a. Discrepancy Indication Space ☐ Quantity ☐ Type ☐ Residue ☐ Partial Rejection ☐ Full Rejection

Bill of Lading Reference Number:

17b. Alternate Consignee (or Shipper)
U.S. EPA ID Number:
Facility's Phone:

17c. Signature of Alternate Consignee (or Shipper)

| Month | Day | Year |
|---|---|---|
| | | |

18. Designated Receiving Facility Owner or Operator: Certification of receipt of materials covered by the bill of lading except as noted in Item 17a

| Printed/Typed Name | Signature | Month | Day | Year |
|---|---|---|---|---|
| KalineDavis | | 12 | 13 | 21 |

**COVANTA**
**Environmental Solutions**

Corporate Office
5300 N 33rd St. - Milwaukee, WI 53209
Phone: 800-842-9792 Fax: 414-461-3812

**BILL OF LADING**

| 1. Shipper ID Number | 2. Page 1 of | 3. Emergency Response Phone | 4. Tracking Number |
|---|---|---|---|
| NCVSQG | | 5O248883 (800) 814-1204 | CES 141769 |

5. Shipper's Name and Mailing Address
Colonial Pipeline Company
14108 Huntersville-Concord Road
Huntersvile North Carolina 28078
Shipper's Phone:

Shipper's Site Address (if different than mailing address)
Colonial Pipeline Company
14108 Huntersville-Concord Road
Huntersvile North Carolina 28078

6. Transporter 1 Company Name
Covanta Environmental Solutions
U.S. EPA ID Number

7. Transporter 2 Company Name
U.S. EPA ID Number PAR000043026

8. Consignee Name and Site Address
Covanta Environmental Solutions LLC
2503 Fayetteville Street
Asheboro NC 27203 (336) 683-0911
Facility's Phone:
U.S. EPA ID Number NCR000135384

| HM | 9. Shipping Name and Description | 10. Containers No. | 10. Containers Type | 11. Total Quantity | 12. Unit Wt./Vol. | |
|---|---|---|---|---|---|---|
| | 1. X NA1993, Combustible liquid, n.o.s., (Contains <10% Gasoline), Comb liq, III, ERG# 128 | 01 | TT | 5725 | G | PLACARD? YES ☐ NO ☐ None |
| | 2. | | | | | PLACARD? YES ☐ NO ☐ |
| | 3. | | | | | PLACARD? YES ☐ NO ☐ |
| | 4. | | | | | PLACARD? YES ☐ NO ☐ |

13. Special Handling Instructions and Additional Information
1 5005955 Petroleum Contact Water CWT: N/A PO#:

RD43
Trailer # 33
Emergency Response Guide On-board
Site arrival time 0825
Site departure time 0930
www.covanta.com

**14. SHIPPER'S CERTIFICATION:** I certify the materials are accurately described.

Shipper's/Offeror's Printed/Typed Name: Deric Reaper
Signature
Month 12 Day 13 Year 21

**INT'L**

15. International Shipments ☐ Import to U.S. ☐ Export from U.S. Port of entry/exit:
Transporter Signature (for exports only): Date leaving U.S.:

**TRANSPORTER**

16. Transporter Acknowledgment of Receipt of Materials

Transporter 1 Printed/Typed Name: Jamie McDowell
Signature
Month 12 Day 13 Year 21

Transporter 2 Printed/Typed Name
Signature
Month Day Year

**DESIGNATED CONSIGNEE**

17. Discrepancy

17a. Discrepancy Indication Space ☐ Quantity ☐ Type ☐ Residue ☐ Partial Rejection ☐ Full Rejection

Bill of Lading Reference Number:

17b. Alternate Consignee (or Shipper)
U.S. EPA ID Number
Facility's Phone:

17c. Signature of Alternate Consignee (or Shipper)
Month Day Year

18. Designated Receiving Facility Owner or Operator: Certification of receipt of materials covered by the bill of lading except as noted in Item 17a

Printed/Typed Name: Katine Davis
Signature
Month 12 Day 13 Year 21

**COVANTA**
**Environmental Solutions**

RD-40
TR-18

SO248885

Corporate Office
5300 N 33rd St. - Milwaukee, WI 53209
Phone: 800-842-9792 Fax: 414-461-3812

# BILL OF LADING

| 1. Shipper ID Number | 2. Page 1 of | 3. Emergency Response Phone | 4. Tracking Number |
|---|---|---|---|
| NCVSQG | | (800) 814-1204 | CES 141766 |

**SHIPPER**

5. Shipper's Name and Mailing Address
Colonial Pipeline Company
14108 Huntersville-Concord Road
Huntersvile North Carolina 28078
Shipper's Phone:

Shipper's Site Address (if different than mailing address)
Colonial Pipeline Company
14108 Huntersville-Concord Road
Huntersvile North Carolina 28078

6. Transporter 1 Company Name: Covanta Environmental Solutions
U.S. EPA ID Number: PAR000043026

7. Transporter 2 Company Name:
U.S. EPA ID Number:

8. Consignee Name and Site Address
Covanta Environmental Solutions LLC
2503 Fayetteville Street
Asheboro NC 27203 (336) 683-0911
Facility's Phone:
U.S. EPA ID Number: NCR000135384

| HM | 9. Shipping Name and Description | 10. Containers No. | 10. Containers Type | 11. Total Quantity | 12. Unit Wt./Vol. | |
|---|---|---|---|---|---|---|
| | 1. X NA1993, Combustible liquid, n.o.s., (Contains <10% Gasoline), Comb liq, III, ERG# 128 | 1 | TT | 5125 | G | PLACARD? YES ☐ NO ☒ |
| | 2. | | | | | PLACARD? YES ☐ NO ☐ |
| | 3. | | | | | PLACARD? YES ☐ NO ☐ |
| | 4. | | | | | PLACARD? YES ☐ NO ☐ |

13. Special Handling Instructions and Additional Information
1 5005955 Petroleum Contact Water CWT: N/A PO#:

Trailer # TR-18
Emergency Response Guide On-board
Site arrival time 12:00 PM
Site departure time 12:30 PM
www.covanta.com

**14. SHIPPER'S CERTIFICATION:** I certify the materials are accurately described.
Shipper's/Offeror's Printed/Typed Name: Tim Moyer for Adam Harris @ CPL
Signature: T. L. Moyer
Month 12 Day 13 Year 21

**INT'L**
15. International Shipments ☐ Import to U.S. ☐ Export from U.S. Port of entry/exit:
Transporter Signature (for exports only): Date leaving U.S.:

**TRANSPORTER**
16. Transporter Acknowledgment of Receipt of Materials
Transporter 1 Printed/Typed Name: Bill Johnston
Signature: Bill Johnston
Month 12 Day 13 Year 21
Transporter 2 Printed/Typed Name:
Signature:
Month Day Year

**DESIGNATED CONSIGNEE**
17. Discrepancy
17a. Discrepancy Indication Space ☐ Quantity ☐ Type ☐ Residue ☐ Partial Rejection ☐ Full Rejection
Bill of Lading Reference Number:
17b. Alternate Consignee (or Shipper)
U.S. EPA ID Number:
Facility's Phone:
17c. Signature of Alternate Consignee (or Shipper)
Month Day Year

18. Designated Receiving Facility Owner or Operator: Certification of receipt of materials covered by the bill of lading except as noted in Item 17a
Printed/Typed Name: Katine Davis
Signature:
Month 12 Day 13 Year 21

**COVANTA**
**Environmental Solutions**

TK# 38 / TRL# 60

SQ248881

Corporate Office
5300 N 33rd St. - Milwaukee, WI 53209
Phone: 800-842-9792 Fax: 414-461-3812

**BILL OF LADING**

| 1. Shipper ID Number | 2. Page 1 of | 3. Emergency Response Phone | 4. Tracking Number |
|---|---|---|---|
| NCVSQG | | (800) 814-1204 | CES 141770 |

**SHIPPER**

5. Shipper's Name and Mailing Address
Colonial Pipeline Company
14108 Huntersville-Concord Road
Huntersvile North Carolina 28078
Shipper's Phone:

Shipper's Site Address (if different than mailing address)
Colonial Pipeline Company
14108 Huntersville-Concord Road
Huntersvile North Carolina 28078

6. Transporter 1 Company Name: Covanta Environmental Solutions
U.S. EPA ID Number: PAR000043026

7. Transporter 2 Company Name:
U.S. EPA ID Number:

8. Consignee Name and Site Address
Covanta Environmental Solutions LLC
2503 Fayetteville Street
Asheboro NC 27203 (336) 683-0911
Facility's Phone:
U.S. EPA ID Number: NCR000135384

| HM | 9. Shipping Name and Description | 10. Containers No. | 10. Containers Type | 11. Total Quantity | 12. Unit Wt./Vol. | |
|---|---|---|---|---|---|---|
| | 1. X NA1993, Combustible liquid, n.o.s., (Contains <10% Gasoline), Comb liq, III, ERG# 128 | 1 | TT | 5125 | G | PLACARD? YES ☐ NO ☐ None |
| | 2. | | | | | PLACARD? YES ☐ NO ☐ |
| | 3. | | | | | PLACARD? YES ☐ NO ☐ |
| | 4. | | | | | PLACARD? YES ☐ NO ☐ |

13. Special Handling Instructions and Additional Information
1 5005955 Petroleum Contact Water CWT: N/A PO#:

Trailer #:____
Emergency Response Guide On-board
Site arrival time 1231
Site departure time 105
www.covanta.com

**14. SHIPPER'S CERTIFICATION:** I certify the materials are accurately described.

| Shipper's/Offeror's Printed/Typed Name | Signature | Month | Day | Year |
|---|---|---|---|---|
| Tim Moyar for ~~Adam Harris~~ CPL | T. Moyar | 12 | 13 | 21 |

**INT'L**

15. International Shipments ☐ Import to U.S. ☐ Export from U.S. Port of entry/exit:
Transporter Signature (for exports only): Date leaving U.S.:

**TRANSPORTER**

16. Transporter Acknowledgment of Receipt of Materials

| Transporter 1 Printed/Typed Name | Signature | Month | Day | Year |
|---|---|---|---|---|
| Bobby Jarrett | Bobby Jarrett | 12 | 13 | 21 |
| Transporter 2 Printed/Typed Name | Signature | Month | Day | Year |
| | | | | |

**DESIGNATED CONSIGNEE**

17. Discrepancy

17a. Discrepancy Indication Space ☐ Quantity ☐ Type ☐ Residue ☐ Partial Rejection ☐ Full Rejection

Bill of Lading Reference Number:

17b. Alternate Consignee (or Shipper)
U.S. EPA ID Number:
Facility's Phone:

17c. Signature of Alternate Consignee (or Shipper) Month Day Year

18. Designated Receiving Facility Owner or Operator: Certification of receipt of materials covered by the bill of lading except as noted in Item 17a

| Printed/Typed Name | Signature | Month | Day | Year |
|---|---|---|---|---|
| Kaline Davis | | 12 | 13 | 21 |

**COVANTA**
**Environmental Solutions**

SO248876

Corporate Office
5300 N 33rd St. - Milwaukee, WI 53209
Phone: 800-842-9792 Fax: 414-461-3812

# BILL OF LADING

| 1. Shipper ID Number | 2. Page 1 of | 3. Emergency Response Phone | 4. Tracking Number |
|---|---|---|---|
| NCVSQG | | (800) 814-1204 | CES 141772 |

**SHIPPER**

5. Shipper's Name and Mailing Address
Colonial Pipeline Company
14108 Huntersville-Concord Road
Huntersvile North Carolina 28078
Shipper's Phone:

Shipper's Site Address (if different than mailing address)
Colonial Pipeline Company
14108 Huntersville-Concord Road
Huntersvile North Carolina 28078

6. Transporter 1 Company Name: Covanta Environmental Solutions
U.S. EPA ID Number: PAR000043026

7. Transporter 2 Company Name:
U.S. EPA ID Number:

8. Consignee Name and Site Address
Covanta Environmental Solutions LLC
2503 Fayetteville Street
Asheboro NC 27203 (336) 683-0911
Facility's Phone:
U.S. EPA ID Number: NCR000135384

| HM | 9. Shipping Name and Description | 10. Containers No. | 10. Containers Type | 11. Total Quantity | 12. Unit Wt./Vol. | |
|---|---|---|---|---|---|---|
| | 1. X NA1993, Combustible liquid, n.o.s., (Contains <10% Gasoline), Comb liq, III, ERG# 128 | 01 | TT | 5725 | G | PLACARD? None YES ☐ NO ☐ |
| | 2. | | | | | PLACARD? YES ☐ NO ☐ |
| | 3. | | | | | PLACARD? YES ☐ NO ☐ |
| | 4. | | | | | PLACARD? YES ☐ NO ☐ |

13. Special Handling Instructions and Additional Information
1 5005955 Petroleum Contact Water CWT: N/A PO#:

M43
Trailer # 33
Emergency Response Guide On-board
Site arrival time 1320
Site departure time 1350
www.covanta.com

**14. SHIPPER'S CERTIFICATION:** I certify the materials are accurately described.
Shipper's/Offeror's Printed/Typed Name: Tim Moyer for Adam Harris @ CPL
Signature: T. L. Moyer
Month 12 Day 13 Year 21

**INT'L**

15. International Shipments ☐ Import to U.S. ☐ Export from U.S. Port of entry/exit:
Transporter Signature (for exports only): Date leaving U.S.:

**TRANSPORTER**

16. Transporter Acknowledgment of Receipt of Materials
Transporter 1 Printed/Typed Name: JA MOR MGT E.LL
Signature: Jim Moreel
Month 12 Day 13 Year 21
Transporter 2 Printed/Typed Name:
Signature:
Month Day Year

**DESIGNATED CONSIGNEE**

17. Discrepancy
17a. Discrepancy Indication Space ☐ Quantity ☐ Type ☐ Residue ☐ Partial Rejection ☐ Full Rejection
Bill of Lading Reference Number:

17b. Alternate Consignee (or Shipper)
U.S. EPA ID Number
Facility's Phone:

17c. Signature of Alternate Consignee (or Shipper)
Month Day Year

18. Designated Receiving Facility Owner or Operator: Certification of receipt of materials covered by the bill of lading except as noted in Item 17a
Printed/Typed Name: Kaline Davis
Signature:
Month 12 Day 13 Year 21

**COVANTA**
**Environmental Solutions**

TK# 38 / TRL# 60 SO249369

Corporate Office
5300 N 33rd St. - Milwaukee, WI 53209
Phone: 800-842-9792 Fax: 414-461-3812

**BILL OF LADING**

| 1. Shipper ID Number | 2. Page 1 of | 3. Emergency Response Phone | 4. Tracking Number |
|---|---|---|---|
| NCVSQG | | (800) 814-1204 | CES 141747 |

**SHIPPER**

5. Shipper's Name and Mailing Address
Colonial Pipeline Company
14108 Huntersville-Concord Road
Huntersvile North Carolina 28078
Shipper's Phone:

Shipper's Site Address (if different than mailing address)
Colonial Pipeline Company
14108 Huntersville-Concord Road
Huntersvile North Carolina 28078

6. Transporter 1 Company Name: Covanta Environmental Solutions
U.S. EPA ID Number: PAR000043026

7. Transporter 2 Company Name:
U.S. EPA ID Number:

8. Consignee Name and Site Address
Covanta Environmental Solutions LLC
2503 Fayetteville Street
Asheboro NC 27203 (336) 683-0911
Facility's Phone:
U.S. EPA ID Number: NCR000135384

| HM | 9. Shipping Name and Description | 10. Containers No. | 10. Containers Type | 11. Total Quantity | 12. Unit Wt./Vol. | |
|---|---|---|---|---|---|---|
| | 1. X NA1993, Combustible liquid, n.o.s., (Contains <10% Gasoline), Comb liq, III, ERG# 128 | 1 | TT | 5105 | G | PLACARD? YES ☐ NO ☒ None |
| | 2. | | | | | PLACARD? YES ☐ NO ☐ |
| | 3. | | | | | PLACARD? YES ☐ NO ☐ |
| | 4. | | | | | PLACARD? YES ☐ NO ☐ |

13. Special Handling Instructions and Additional Information
1 5005955 Petroleum Contact Water CWT: N/A PO#:

Trailer #____
Emergency Response Guide On boar
Site arrival time 7:50
Site departure time 8:20
www.covanta.com

**14. SHIPPER'S CERTIFICATION:** I certify the materials are accurately described.

| Shipper's/Offeror's Printed/Typed Name | Signature | Month | Day | Year |
|---|---|---|---|---|
| Tim Moyer For Adam Harris @ CRL | T. L. Moy | 12 | 14 | 21 |

**INT'L**

15. International Shipments ☐ Import to U.S. ☐ Export from U.S. Port of entry/exit:
Transporter Signature (for exports only): Date leaving U.S.:

**TRANSPORTER**

16. Transporter Acknowledgment of Receipt of Materials

| Transporter 1 Printed/Typed Name | Signature | Month | Day | Year |
|---|---|---|---|---|
| Bobby Jarrett | Bobby Jarrett | 12 | 14 | 21 |
| Transporter 2 Printed/Typed Name | Signature | Month | Day | Year |
| | | | | |

**DESIGNATED CONSIGNEE**

17. Discrepancy
17a. Discrepancy Indication Space ☐ Quantity ☐ Type ☐ Residue ☐ Partial Rejection ☐ Full Rejection
Bill of Lading Reference Number:
17b. Alternate Consignee (or Shipper)
U.S. EPA ID Number:
Facility's Phone:
17c. Signature of Alternate Consignee (or Shipper) Month Day Year

18. Designated Receiving Facility Owner or Operator: Certification of receipt of materials covered by the bill of lading except as noted in Item 17a

| Printed/Typed Name | Signature | Month | Day | Year |
|---|---|---|---|---|
| Sherry Ferrell | Sherry Ferrell | 12 | 14 | 21 |

**COVANTA**
**Environmental Solutions**

SO249367

Corporate Office
5300 N 33rd St. - Milwaukee, WI 53209
Phone: 800-842-9792 Fax: 414-461-3812

# BILL OF LADING

1. Shipper ID Number: NCVSQG
2. Page 1 of
3. Emergency Response Phone: (800) 814-1204
4. Tracking Number: CES 141782

SHIPPER

5. Shipper's Name and Mailing Address
Colonial Pipeline Company
14108 Huntersville-Concord Road
Huntersvile North Carolina 28078
Shipper's Phone:

Shipper's Site Address (if different than mailing address)
Colonial Pipeline Company
14108 Huntersville-Concord Road
Huntersvile North Carolina 28078

6. Transporter 1 Company Name: Covanta Environmental Solutions
U.S. EPA ID Number: PAR000043026

7. Transporter 2 Company Name
U.S. EPA ID Number

8. Consignee Name and Site Address
Covanta Environmental Solutions LLC
2503 Fayetteville Street
Asheboro NC 27203 (336) 683-0911
Facility's Phone:
U.S. EPA ID Number: NCR000135384

| HM | 9. Shipping Name and Description | 10. Containers No. | 10. Containers Type | 11. Total Quantity | 12. Unit Wt./Vol. | |
|---|---|---|---|---|---|---|
| | 1. X NA1993, Combustible liquid, n.o.s., (Contains <10% Gasoline), Comb liq, III, ERG# 128 | 01 | TT | 5725 | G | PLACARD? YES ☐ NO ☐ None |
| | 2. | | | | | PLACARD? YES ☐ NO ☐ |
| | 3. | | | | | PLACARD? YES ☐ NO ☐ |
| | 4. | | | | | PLACARD? YES ☐ NO ☐ |

13. Special Handling Instructions and Additional Information
1 5005955 Petroleum Contact Water CWT: N/A PO#:

RD 43
Trailer # 33
Emergency Response Guide On-bo
Site arrival time 0840
Site departure time 0905
www.covanta.com

**14. SHIPPER'S CERTIFICATION:** I certify the materials are accurately described.

Shipper's/Offeror's Printed/Typed Name: Tim Moyer for Adam Harris @ CPC
Signature: T. L. Moy
Month: 12 Day: 14 Year: 21

INT'L

15. International Shipments ☐ Import to U.S. ☐ Export from U.S. Port of entry/exit:
Transporter Signature (for exports only): Date leaving U.S.:

TRANSPORTER

16. Transporter Acknowledgment of Receipt of Materials

Transporter 1 Printed/Typed Name: Jamie Maxwell
Signature: Jamie Maxwell
Month: 12 Day: 14 Year: 21

Transporter 2 Printed/Typed Name
Signature
Month Day Year

DESIGNATED CONSIGNEE

17. Discrepancy

17a. Discrepancy Indication Space ☐ Quantity ☐ Type ☐ Residue ☐ Partial Rejection ☐ Full Rejection

Bill of Lading Reference Number:

17b. Alternate Consignee (or Shipper)
U.S. EPA ID Number
Facility's Phone:

17c. Signature of Alternate Consignee (or Shipper)
Month Day Year

18. Designated Receiving Facility Owner or Operator: Certification of receipt of materials covered by the bill of lading except as noted in Item 17a

Printed/Typed Name: Sherry Ferrell
Signature: Sherry Ferrell
Month: 12 Day: 14 Year: 21

**COVANTA**
**Environmental Solutions**

TK# 38/TRC#60 SO248890

Corporate Office
5300 N 33rd St. - Milwaukee, WI 53209
Phone: 800-842-9792 Fax: 414-461-3812

**BILL OF LADING**

| 1. Shipper ID Number | 2. Page 1 of | 3. Emergency Response Phone | 4. Tracking Number |
|---|---|---|---|
| NCVSQG | | (800) 814-1204 | CES 141781 |

**SHIPPER**

5. Shipper's Name and Mailing Address
Colonial Pipeline Company
14108 Huntersville-Concord Road
Huntersville North Carolina 28078
Shipper's Phone:

Shipper's Site Address (if different than mailing address)
Colonial Pipeline Company
14108 Huntersville-Concord Road
Huntersville North Carolina 28078

6. Transporter 1 Company Name: Covanta Environmental Solutions
U.S. EPA ID Number: PAR000043026

7. Transporter 2 Company Name:
U.S. EPA ID Number:

8. Consignee Name and Site Address
Covanta Environmental Solutions LLC
2503 Fayetteville Street
Asheboro NC 27203 (336) 683-0911
Facility's Phone:
U.S. EPA ID Number: NCR000135384

| HM | 9. Shipping Name and Description | 10. Containers No. | 10. Containers Type | 11. Total Quantity | 12. Unit Wt./Vol. | |
|---|---|---|---|---|---|---|
| | 1. X NA1993, Combustible liquid, n.o.s., (Contains <10% Gasoline), Comb liq, III, ERG# 128 | 1 | TT | 5125 | G | PLACARD? YES ☐ NO ☐ None |
| | 2. | | | | | PLACARD? YES ☐ NO ☐ |
| | 3. | | | | | PLACARD? YES ☐ NO ☐ |
| | 4. | | | | | PLACARD? YES ☐ NO ☐ |

13. Special Handling Instructions and Additional Information
1 5005955 Petroleum Contact Water CWT: N/A PO#:

Trailer #:
Emergency Response Guide On-boa
Site arrival time 0750
Site departure time 1115
www.covanta.com

**14. SHIPPER'S CERTIFICATION:** I certify the materials are accurately described.

| Shipper's/Offeror's Printed/Typed Name | Signature | Month | Day | Year |
|---|---|---|---|---|
| Tim Moyer for Adam Harris @CPL | T. L. Moyer | 12 | 14 | 21 |

**INT'L**

15. International Shipments ☐ Import to U.S. ☐ Export from U.S. Port of entry/exit:
Transporter Signature (for exports only): Date leaving U.S.:

**TRANSPORTER**

16. Transporter Acknowledgment of Receipt of Materials

| Transporter 1 Printed/Typed Name | Signature | Month | Day | Year |
|---|---|---|---|---|
| Bobby Jarrett | Bobby Jarrett | 12 | 14 | 21 |
| Transporter 2 Printed/Typed Name | Signature | Month | Day | Year |
| | | | | |

**DESIGNATED CONSIGNEE**

17. Discrepancy

17a. Discrepancy Indication Space ☐ Quantity ☐ Type ☐ Residue ☐ Partial Rejection ☐ Full Rejection

Bill of Lading Reference Number:

17b. Alternate Consignee (or Shipper)
U.S. EPA ID Number:
Facility's Phone:

17c. Signature of Alternate Consignee (or Shipper)

| Month | Day | Year |
|---|---|---|
| | | |

18. Designated Receiving Facility Owner or Operator: Certification of receipt of materials covered by the bill of lading except as noted in Item 17a

| Printed/Typed Name | Signature | Month | Day | Year |
|---|---|---|---|---|
| Mary Ferrell | Mary Ferrell | 12 | 14 | 21 |

**COVANTA**
**Environmental Solutions**

SO24937$

Corporate Office
5300 N 33rd St. - Milwaukee, WI 53209
Phone: 800-842-9792 Fax: 414-461-3812

| BILL OF LADING | 1. Shipper ID Number | 2. Page 1 of | 3. Emergency Response Phone | 4. Tracking Number |
|---|---|---|---|---|
| | NCVSQG | | (800) 814-1204 | CES 141780 |

**SHIPPER**

5. Shipper's Name and Mailing Address
Colonial Pipeline Company
14108 Huntersville-Concord Road
Huntersvile North Carolina 28078
Shipper's Phone:

Shipper's Site Address (if different than mailing address)
Colonial Pipeline Company
14108 Huntersville-Concord Road
Huntersvile North Carolina 28078

6. Transporter 1 Company Name: Covanta Environmental Solutions
U.S. EPA ID Number: PAR000043026

7. Transporter 2 Company Name:
U.S. EPA ID Number:

8. Consignee Name and Site Address
Covanta Environmental Solutions LLC
2503 Fayetteville Street
Asheboro NC 27203 (336) 683-0911
Facility's Phone:
U.S. EPA ID Number: NCR000135384

| HM | 9. Shipping Name and Description | 10. Containers No. | 10. Containers Type | 11. Total Quantity | 12. Unit Wt./Vol. | |
|---|---|---|---|---|---|---|
| | 1. X NA1993, Combustible liquid, n.o.s., (Contains <10% Gasoline), Comb liq, III, ERG# 128 | 01 | TT | 5725 | G | PLACARD? YES ☐ NO ☐ None |
| | 2. | | | | | PLACARD? YES ☐ NO ☐ |
| | 3. | | | | | PLACARD? YES ☐ NO ☐ |
| | 4. | | | | | PLACARD? YES ☐ NO ☐ |

13. Special Handling Instructions and Additional Information
1 5005955 Petroleum Contact Water CWT: N/A PO#:

M43
Trailer #53
Emergency Response Guide On-boa
Site arrival time 1140
Site departure time 1215
www.covanta.com

**14. SHIPPER'S CERTIFICATION:** I certify the materials are accurately described.
Shipper's/Offeror's Printed/Typed Name: Tim Moyer for Adam Harris @ CPL
Signature: T. L. Moyer
Month 12 Day 14 Year 21

**INT'L**

15. International Shipments ☐ Import to U.S. ☐ Export from U.S. Port of entry/exit:
Transporter Signature (for exports only): Date leaving U.S.:

**TRANSPORTER**

16. Transporter Acknowledgment of Receipt of Materials
Transporter 1 Printed/Typed Name: Donna Mansell
Signature: Donna Mansell
Month 12 Day 14 Year 21
Transporter 2 Printed/Typed Name:
Signature:
Month Day Year

**DESIGNATED CONSIGNEE**

17. Discrepancy
17a. Discrepancy Indication Space ☐ Quantity ☐ Type ☐ Residue ☐ Partial Rejection ☐ Full Rejection
Bill of Lading Reference Number:
17b. Alternate Consignee (or Shipper)
U.S. EPA ID Number:
Facility's Phone:
17c. Signature of Alternate Consignee (or Shipper)
Month Day Year

18. Designated Receiving Facility Owner or Operator: Certification of receipt of materials covered by the bill of lading except as noted in Item 17a
Printed/Typed Name: Kaline Davis
Signature:
Month 12 Day 14 Year 21

**COVANTA**
**Environmental Solutions**

TK# 38 / TRL# 60 SO249375

Corporate Office
5300 N 33rd St. - Milwaukee, WI 53209
Phone: 800-842-9792 Fax: 414-461-3812

**BILL OF LADING**

| 1. Shipper ID Number | 2. Page 1 of | 3. Emergency Response Phone | 4. Tracking Number |
|---|---|---|---|
| NCVSQG | | (800) 814-1204 | CES 141779 |

**SHIPPER**

5. Shipper's Name and Mailing Address
Colonial Pipeline Company
14108 Huntersville-Concord Road
Huntersvile North Carolina 28078
Shipper's Phone:

Shipper's Site Address (if different than mailing address)
Colonial Pipeline Company
14108 Huntersville-Concord Road
Huntersvile North Carolina 28078

6. Transporter 1 Company Name: Covanta Environmental Solutions
U.S. EPA ID Number: PAR000043026

7. Transporter 2 Company Name:
U.S. EPA ID Number:

8. Consignee Name and Site Address
Covanta Environmental Solutions LLC
2503 Fayetteville Street
Asheboro NC 27203 (336) 683-0911
Facility's Phone:
U.S. EPA ID Number: NCR000135384

| HM | 9. Shipping Name and Description | 10. Containers No. | 10. Containers Type | 11. Total Quantity | 12. Unit Wt./Vol. | |
|---|---|---|---|---|---|---|
| | 1. X NA1993, Combustible liquid, n.o.s., (Contains <10% Gasoline), Comb liq, III, ERG# 128 | 1 | TT | 5125 | G | PLACARD? YES ☐ NO ☐ None |
| | 2. | | | | | PLACARD? YES ☐ NO ☐ |
| | 3. | | | | | PLACARD? YES ☐ NO ☐ |
| | 4. | | | | | PLACARD? YES ☐ NO ☐ |

13. Special Handling Instructions and Additional Information
1 5005955 Petroleum Contact Water CWT: N/A PO#:

Trailer #:
Emergency Response Guide On-boa
Site arrival time 1:20
Site departure time 2:30
www.covanta.com

**14. SHIPPER'S CERTIFICATION:** I certify the materials are accurately described.

| Shipper's/Offeror's Printed/Typed Name | Signature | Month | Day | Year |
|---|---|---|---|---|
| Tim Moyer For Adam Harris @ CPL | T. L. Moy | 12 | 14 | 21 |

**INT'L**

15. International Shipments ☐ Import to U.S. ☐ Export from U.S. Port of entry/exit:
Transporter Signature (for exports only): Date leaving U.S.:

**TRANSPORTER**

16. Transporter Acknowledgment of Receipt of Materials

| Transporter 1 Printed/Typed Name | Signature | Month | Day | Year |
|---|---|---|---|---|
| Bobby Jarnett | Bobby Jarnett | 12 | 14 | 21 |
| Transporter 2 Printed/Typed Name | Signature | Month | Day | Year |
| | | | | |

**DESIGNATED CONSIGNEE**

17. Discrepancy

17a. Discrepancy Indication Space ☐ Quantity ☐ Type ☐ Residue ☐ Partial Rejection ☐ Full Rejection

Bill of Lading Reference Number:

17b. Alternate Consignee (or Shipper)
U.S. EPA ID Number:
Facility's Phone:

17c. Signature of Alternate Consignee (or Shipper)

| Month | Day | Year |
|---|---|---|
| | | |

18. Designated Receiving Facility Owner or Operator: Certification of receipt of materials covered by the bill of lading except as noted in Item 17a

| Printed/Typed Name | Signature | Month | Day | Year |
|---|---|---|---|---|
| Kaline Davis | | 12 | 14 | 21 |

**COVANTA**
**Environmental Solutions**

RD-40
SO249885 TR-18

Corporate Office
5300 N 33rd St. - Milwaukee, WI 53209
Phone: 800-842-9792 Fax: 414-461-3812

# BILL OF LADING

| 1. Shipper ID Number | 2. Page 1 of | 3. Emergency Response Phone | 4. Tracking Number |
|---|---|---|---|
| NCVSQG | | (800) 814-1204 | CES 141866 |

**SHIPPER**

5. Shipper's Name and Mailing Address
Colonial Pipeline Company
14108 Huntersville-Concord Road
Huntersvile North Carolina 28078
Shipper's Phone:

Shipper's Site Address (if different than mailing address)
Colonial Pipeline Company
14108 Huntersville-Concord Road
Huntersvile North Carolina 28078

6. Transporter 1 Company Name: Covanta Environmental Solutions
U.S. EPA ID Number: PAR000043026

7. Transporter 2 Company Name:
U.S. EPA ID Number:

8. Consignee Name and Site Address
Covanta Environmental Solutions LLC
2503 Fayetteville Street
Asheboro NC 27203 (336) 683-0911
Facility's Phone:

U.S. EPA ID Number: NCR000135384

| HM | 9. Shipping Name and Description | 10. Containers No. | 10. Containers Type | 11. Total Quantity | 12. Unit Wt./Vol. | |
|---|---|---|---|---|---|---|
| X | 1. NA1993, Combustible liquid, n.o.s., (Contains <10% Gasoline), Comb liq, III, ERG# 128 | 1 | TT | 5076 | G | PLACARD? YES ☐ NO ☐ None |
| | 2. | | | | | PLACARD? YES ☐ NO ☐ |
| | 3. | | | | | PLACARD? YES ☐ NO ☐ |
| | 4. | | | | | PLACARD? YES ☐ NO ☐ |

13. Special Handling Instructions and Additional Information
1 5005955 Petroleum Contact Water CWT: N/A PO#:

Trailer # TR-18
Emergency Response Guide On-boa
Site arrival time 7:50 AM
Site departure time 8:30 AM
www.covanta.com

**14. SHIPPER'S CERTIFICATION:** I certify the materials are accurately described.

| Shipper's/Offeror's Printed/Typed Name | Signature | Month | Day | Year |
|---|---|---|---|---|
| Tim Mayer for Adam Harris@CPL | T.L. May | 12 | 15 | 21 |

**INT'L**

15. International Shipments ☐ Import to U.S. ☐ Export from U.S. Port of entry/exit:
Transporter Signature (for exports only): Date leaving U.S.:

**TRANSPORTER**

16. Transporter Acknowledgment of Receipt of Materials

| Transporter 1 Printed/Typed Name | Signature | Month | Day | Year |
|---|---|---|---|---|
| Bill Johnston | Bill Johnston | 12 | 15 | 21 |
| Transporter 2 Printed/Typed Name | Signature | Month | Day | Year |
| | | | | |

**DESIGNATED CONSIGNEE**

17. Discrepancy

17a. Discrepancy Indication Space ☐ Quantity ☐ Type ☐ Residue ☐ Partial Rejection ☐ Full Rejection

Bill of Lading Reference Number:

17b. Alternate Consignee (or Shipper)
U.S. EPA ID Number
Facility's Phone:

| 17c. Signature of Alternate Consignee (or Shipper) | | Month | Day | Year |
|---|---|---|---|---|
| | | | | |

18. Designated Receiving Facility Owner or Operator: Certification of receipt of materials covered by the bill of lading except as noted in Item 17a

| Printed/Typed Name | Signature | Month | Day | Year |
|---|---|---|---|---|
| Sherry Farrell | Sherry Farrell | 12 | 15 | 21 |

**COVANTA**
**Environmental Solutions**

TK# 38/TRL# 60

SO249887

Corporate Office
5300 N 33rd St. - Milwaukee, WI 53209
Phone: 800-842-9792 Fax: 414-461-3812

**BILL OF LADING**

| 1. Shipper ID Number | 2. Page 1 of | 3. Emergency Response Phone | 4. Tracking Number |
|---|---|---|---|
| NCVSQG | | (800) 814-1204 | CES 141867 |

**SHIPPER**

5. Shipper's Name and Mailing Address
Colonial Pipeline Company
14108 Huntersville-Concord Road
Huntersvile North Carolina 28078
Shipper's Phone:

Shipper's Site Address (if different than mailing address)
Colonial Pipeline Company
14108 Huntersville-Concord Road
Huntersvile North Carolina 28078

6. Transporter 1 Company Name: Covanta Environmental Solutions — U.S. EPA ID Number: PAR000043026

7. Transporter 2 Company Name — U.S. EPA ID Number:

8. Consignee Name and Site Address
Covanta Environmental Solutions LLC
2503 Fayetteville Street
Asheboro NC 27203 (336) 683-0911
Facility's Phone:

U.S. EPA ID Number: NCR000135384

| HM | 9. Shipping Name and Description | 10. Containers No. | 10. Containers Type | 11. Total Quantity | 12. Unit Wt./Vol. | |
|---|---|---|---|---|---|---|
| | 1. X NA1993, Combustible liquid, n.o.s., (Contains <10% Gasoline), Comb liq, III, ERG# 128 | 1 | TT | 5125 | G | PLACARD? None YES ☐ NO ☐ |
| | 2. | | | | | PLACARD? YES ☐ NO ☐ |
| | 3. | | | | | PLACARD? YES ☐ NO ☐ |
| | 4. | | | | | PLACARD? YES ☐ NO ☐ |

13. Special Handling Instructions and Additional Information

1 5005955 Petroleum Contact Water CWT: N/A PO#:

Trailer #____
Emergency Response Guide On-boa
Site arrival time 5:40
Site departure time 8:05
www.covanta.com

**14. SHIPPER'S CERTIFICATION:** I certify the materials are accurately described.

| Shipper's/Offeror's Printed/Typed Name | Signature | Month | Day | Year |
|---|---|---|---|---|
| Tim Moyer for Adam Harris @ CPL | J. L. Moyer | 12 | 15 | 21 |

**INT'L**

15. International Shipments ☐ Import to U.S. ☐ Export from U.S. Port of entry/exit:
Transporter Signature (for exports only): Date leaving U.S.:

**TRANSPORTER**

16. Transporter Acknowledgment of Receipt of Materials

| Transporter 1 Printed/Typed Name | Signature | Month | Day | Year |
|---|---|---|---|---|
| Bobby Jarrett | Bobby Jarrett | 12 | 15 | 21 |
| Transporter 2 Printed/Typed Name | Signature | Month | Day | Year |
| | | | | |

**DESIGNATED CONSIGNEE**

17. Discrepancy

17a. Discrepancy Indication Space ☐ Quantity ☐ Type ☐ Residue ☐ Partial Rejection ☐ Full Rejection

Bill of Lading Reference Number:

17b. Alternate Consignee (or Shipper) — U.S. EPA ID Number
Facility's Phone:

17c. Signature of Alternate Consignee (or Shipper) — Month Day Year

18. Designated Receiving Facility Owner or Operator: Certification of receipt of materials covered by the bill of lading except as noted in Item 17a

| Printed/Typed Name | Signature | Month | Day | Year |
|---|---|---|---|---|
| Sherry Ferrell | Sherry Ferrell | 12 | 15 | 21 |

**COVANTA**
**Environmental Solutions**

RD-40
SO249370 TR-18

Corporate Office
5300 N 33rd St. - Milwaukee, WI 53209
Phone: 800-842-9792 Fax: 414-461-3812

| BILL OF LADING | 1. Shipper ID Number | 2. Page 1 of | 3. Emergency Response Phone | 4. Tracking Number |
|---|---|---|---|---|
| | NCVSQG | | (800) 814-1204 | CES 141748 |

**SHIPPER**

5. Shipper's Name and Mailing Address
Colonial Pipeline Company
14108 Huntersville-Concord Road
Huntersvile North Carolina 28078
Shipper's Phone:

Shipper's Site Address (if different than mailing address)
Colonial Pipeline Company
14108 Huntersville-Concord Road
Huntersvile North Carolina 28078

6. Transporter 1 Company Name: Covanta Environmental Solutions
U.S. EPA ID Number: PAR000043026

7. Transporter 2 Company Name:
U.S. EPA ID Number:

8. Consignee Name and Site Address
Covanta Environmental Solutions LLC
2503 Fayetteville Street
Asheboro NC 27203 (336) 683-0911
Facility's Phone:
U.S. EPA ID Number: NCR000135384

| HM | 9. Shipping Name and Description | 10. Containers No. | 10. Containers Type | 11. Total Quantity | 12. Unit Wt./Vol. | |
|---|---|---|---|---|---|---|
| | 1. X NA1993, Combustible liquid, n.o.s., (Contains <10% Gasoline), Comb liq, III, ERG# 128 | 1 | TT | 5076 | G | PLACARD? YES ☐ NO ☐ None |
| | 2. | | | | | PLACARD? YES ☐ NO ☐ |
| | 3. | | | | | PLACARD? YES ☐ NO ☐ |
| | 4. | | | | | PLACARD? YES ☐ NO ☐ |

13. Special Handling Instructions and Additional Information
1 5005955 Petroleum Contact Water CWT: N/A PO#:

Trailer # TR-18
Emergency Response Guide On-boa
Site arrival time 10:30 AM
Site departure time 11:00 AM
www.covanta.com

**14. SHIPPER'S CERTIFICATION:** I certify the materials are accurately described.
Shipper's/Offeror's Printed/Typed Name: Tim Moyer for Adam Harris@CPL
Signature: T M Moyer
Month 12 Day 15 Year 21

**INT'L**

15. International Shipments ☐ Import to U.S. ☐ Export from U.S. Port of entry/exit:
Transporter Signature (for exports only): Date leaving U.S.:

**TRANSPORTER**

16. Transporter Acknowledgment of Receipt of Materials
Transporter 1 Printed/Typed Name: Bill Johnston
Signature: Bill Johnston
Month 12 Day 15 Year 21
Transporter 2 Printed/Typed Name:
Signature:
Month Day Year

**DESIGNATED CONSIGNEE**

17. Discrepancy
17a. Discrepancy Indication Space ☐ Quantity ☐ Type ☐ Residue ☐ Partial Rejection ☐ Full Rejection
Bill of Lading Reference Number:
17b. Alternate Consignee (or Shipper)
U.S. EPA ID Number:
Facility's Phone:
17c. Signature of Alternate Consignee (or Shipper)
Month Day Year

18. Designated Receiving Facility Owner or Operator: Certification of receipt of materials covered by the bill of lading except as noted in Item 17a
Printed/Typed Name: Sherry Farrell
Signature:
Month 12 Day 15 Year 21

**COVANTA**
**Environmental Solutions**

RD-40
TR-18

SO249877

Corporate Office
5300 N 33rd St. - Milwaukee, WI 53209
Phone: 800-842-9792 Fax: 414-461-3812

# BILL OF LADING

| 1. Shipper ID Number | 2. Page 1 of | 3. Emergency Response Phone | 4. Tracking Number |
|---|---|---|---|
| NCVSQG | | (800) 814-1204 | CES 141865 |

**SHIPPER**

5. Shipper's Name and Mailing Address
Colonial Pipeline Company
14108 Huntersville-Concord Road
Huntersvile North Carolina 28078
Shipper's Phone:

Shipper's Site Address (if different than mailing address)
Colonial Pipeline Company
14108 Huntersville-Concord Road
Huntersvile North Carolina 28078

6. Transporter 1 Company Name: Covanta Environmental Solutions
U.S. EPA ID Number: PAR000043026

7. Transporter 2 Company Name:
U.S. EPA ID Number:

8. Consignee Name and Site Address
Covanta Environmental Solutions LLC
2503 Fayetteville Street
Asheboro NC 27203 (336) 683-0911
Facility's Phone:
U.S. EPA ID Number: NCR000135384

| HM | 9. Shipping Name and Description | 10. Containers No. | 10. Containers Type | 11. Total Quantity | 12. Unit Wt./Vol. | |
|---|---|---|---|---|---|---|
| | 1. X NA1993, Combustible liquid, n.o.s., (Contains <10% Gasoline), Comb liq, III, ERG# 128 | 1 | TT | 5076 | G | PLACARD? YES ☐ NO ☐ None |
| | 2. | | | | | PLACARD? YES ☐ NO ☐ |
| | 3. | | | | | PLACARD? YES ☐ NO ☐ |
| | 4. | | | | | PLACARD? YES ☐ NO ☐ |

13. Special Handling Instructions and Additional Information
1 5005955 Petroleum Contact Water CWT: N/A PO#:

Trailer # TR-18
Emergency Response Guide On-boar
Site arrival time 12:50 PM
Site departure time 1:20
www.covanta.com

**14. SHIPPER'S CERTIFICATION:** I certify the materials are accurately described.

Shipper's/Offeror's Printed/Typed Name: Tim Moyer for Adam Harris @ CPL
Signature: T. L-Moy
Month 12 Day 15 Year 21

**INT'L**

15. International Shipments ☐ Import to U.S. ☐ Export from U.S. Port of entry/exit:
Transporter Signature (for exports only): Date leaving U.S.:

**TRANSPORTER**

16. Transporter Acknowledgment of Receipt of Materials

Transporter 1 Printed/Typed Name: Bill Johnston
Signature: Bill Johnston
Month 12 Day 15 Year 21

Transporter 2 Printed/Typed Name:
Signature:
Month Day Year

**DESIGNATED CONSIGNEE**

17. Discrepancy

17a. Discrepancy Indication Space ☐ Quantity ☐ Type ☐ Residue ☐ Partial Rejection ☐ Full Rejection

Bill of Lading Reference Number:

17b. Alternate Consignee (or Shipper)
U.S. EPA ID Number:
Facility's Phone:

17c. Signature of Alternate Consignee (or Shipper)
Month Day Year

18. Designated Receiving Facility Owner or Operator: Certification of receipt of materials covered by the bill of lading except as noted in Item 17a

Printed/Typed Name: KalineDavis
Signature:
Month 12 Day 15 Year 21

**COVANTA**
**Environmental Solutions**

TK#38 / TRL#60 — 50249889

Corporate Office
5300 N 33rd St. - Milwaukee, WI 53209
Phone: 800-842-9792 Fax: 414-461-3812

**BILL OF LADING**

| 1. Shipper ID Number | 2. Page 1 of | 3. Emergency Response Phone | 4. Tracking Number |
|---|---|---|---|
| NCVSQG | | (800) 814-1204 | CES 141868 |

**SHIPPER**

5. Shipper's Name and Mailing Address
Colonial Pipeline Company
14108 Huntersville-Concord Road
Huntersvile North Carolina 28078
Shipper's Phone:

Shipper's Site Address (if different than mailing address)
Colonial Pipeline Company
14108 Huntersville-Concord Road
Huntersvile North Carolina 28078

6. Transporter 1 Company Name: Covanta Environmental Solutions — U.S. EPA ID Number: PAR000043026

7. Transporter 2 Company Name — U.S. EPA ID Number:

8. Consignee Name and Site Address
Covanta Environmental Solutions LLC
2503 Fayetteville Street
Asheboro NC 27203 (336) 683-0911
Facility's Phone:

U.S. EPA ID Number: NCR000135384

| HM | 9. Shipping Name and Description | 10. Containers No. | 10. Containers Type | 11. Total Quantity | 12. Unit Wt./Vol. | |
|---|---|---|---|---|---|---|
| | 1. X NA1993, Combustible liquid, n.o.s., (Contains <10% Gasoline), Comb liq, III, ERG# 128 | 1 | TT | 5125 | G | PLACARD? YES ☐ NO ☐ None |
| | 2. | | | | | PLACARD? YES ☐ NO ☐ |
| | 3. | | | | | PLACARD? YES ☐ NO ☐ |
| | 4. | | | | | PLACARD? YES ☐ NO ☐ |

13. Special Handling Instructions and Additional Information
1 5005955 Petroleum Contact Water CWT: N/A PO#:

Trailer #:____
Emergency Response Guide On-boar
Site arrival time 1150
Site departure time 1205
www.covanta.com

**14. SHIPPER'S CERTIFICATION:** I certify the materials are accurately described.

Shipper's/Offeror's Printed/Typed Name: Tim Moyer for Adam Harris@CPL — Signature: J.L Moy — Month 12 Day 15 Year 21

**INT'L**

15. International Shipments ☐ Import to U.S. ☐ Export from U.S. Port of entry/exit:
Transporter Signature (for exports only): Date leaving U.S.:

**TRANSPORTER**

16. Transporter Acknowledgment of Receipt of Materials

Transporter 1 Printed/Typed Name: Bobby Jarrett — Signature: Bobby Jarrett — Month 12 Day 15 Year 21

Transporter 2 Printed/Typed Name — Signature — Month Day Year

**DESIGNATED CONSIGNEE**

17. Discrepancy

17a. Discrepancy Indication Space ☐ Quantity ☐ Type ☐ Residue ☐ Partial Rejection ☐ Full Rejection

Bill of Lading Reference Number:

17b. Alternate Consignee (or Shipper) — U.S. EPA ID Number
Facility's Phone:

17c. Signature of Alternate Consignee (or Shipper) — Month Day Year

18. Designated Receiving Facility Owner or Operator: Certification of receipt of materials covered by the bill of lading except as noted in Item 17a

Printed/Typed Name: Sherry Ferrell — Signature: Sherry Ferrell — Month 12 Day 15 Year 21

**COVANTA**
**Environmental Solutions**

TK# 38 / TRL# 60 SO249874

Corporate Office
5300 N 33rd St. - Milwaukee, WI 53209
Phone: 800-842-9792 Fax: 414-461-3812

**BILL OF LADING**

| 1. Shipper ID Number | 2. Page 1 of | 3. Emergency Response Phone | 4. Tracking Number |
|---|---|---|---|
| NCVSQG | | (800) 814-1204 | CES 141864 |

**SHIPPER**

5. Shipper's Name and Mailing Address
Colonial Pipeline Company
14108 Huntersville-Concord Road
Huntersvile North Carolina 28078
Shipper's Phone:

Shipper's Site Address (if different than mailing address)
Colonial Pipeline Company
14108 Huntersville-Concord Road
Huntersvile North Carolina 28078

6. Transporter 1 Company Name: Covanta Environmental Solutions — U.S. EPA ID Number: PAR000043026

7. Transporter 2 Company Name — U.S. EPA ID Number:

8. Consignee Name and Site Address
Covanta Environmental Solutions LLC
2503 Fayetteville Street
Asheboro NC 27203 (336) 683-0911
Facility's Phone:

U.S. EPA ID Number: NCR000135384

| HM | 9. Shipping Name and Description | 10. Containers No. | 10. Containers Type | 11. Total Quantity | 12. Unit Wt./Vol. | |
|---|---|---|---|---|---|---|
| | 1. X NA1993, Combustible liquid, n.o.s., (Contains <10% Gasoline), Comb liq, III, ERG# 128 | 1 | TT | 5923 | G | PLACARD? YES ☐ NO ☐ None |
| | 2. | | | | | PLACARD? YES ☐ NO ☐ |
| | 3. | | | | | PLACARD? YES ☐ NO ☐ |
| | 4. | | | | | PLACARD? YES ☐ NO ☐ |

13. Special Handling Instructions and Additional Information
1 5005955 Petroleum Contact Water CWT: N/A PO#:

Trailer #____
Emergency Response Guide On-boa
Site arrival time 2 00
Site departure time 2 30
www.covanta.com

**14. SHIPPER'S CERTIFICATION:** I certify the materials are accurately described.

Shipper's/Offeror's Printed/Typed Name: Tim Moyer for Adam Harris @ CPL — Signature: T. L. Moy — Month 12 Day 15 Year 21

**INT'L**

15. International Shipments ☐ Import to U.S. ☐ Export from U.S. Port of entry/exit:
Transporter Signature (for exports only): Date leaving U.S.:

**TRANSPORTER**

16. Transporter Acknowledgment of Receipt of Materials

Transporter 1 Printed/Typed Name: Bobby Jarnot — Signature: Bobby Jarnot — Month 12 Day 15 Year 21

Transporter 2 Printed/Typed Name — Signature — Month Day Year

**DESIGNATED CONSIGNEE**

17. Discrepancy

17a. Discrepancy Indication Space ☐ Quantity ☐ Type ☐ Residue ☐ Partial Rejection ☐ Full Rejection

Bill of Lading Reference Number:

17b. Alternate Consignee (or Shipper) — U.S. EPA ID Number
Facility's Phone:

17c. Signature of Alternate Consignee (or Shipper) — Month Day Year

18. Designated Receiving Facility Owner or Operator: Certification of receipt of materials covered by the bill of lading except as noted in Item 17a

Printed/Typed Name: Kaline Davis — Signature: K. Davis — Month 12 Day 15 Year 21

**COVANTA**
**Environmental Solutions**

RD-40
TR-18

SO249910

Corporate Office
5300 N 33rd St. - Milwaukee, WI 53209
Phone: 800-842-9792 Fax: 414-461-3812

| BILL OF LADING | 1. Shipper ID Number | 2. Page 1 of | 3. Emergency Response Phone | 4. Tracking Number |
|---|---|---|---|---|
| | NCVSQG | | (800) 814-1204 | CES 141841 |

**SHIPPER**

5. Shipper's Name and Mailing Address
Colonial Pipeline Company
14108 Huntersville-Concord Road
Huntersvile North Carolina 28078
Shipper's Phone:

Shipper's Site Address (if different than mailing address)
Colonial Pipeline Company
14108 Huntersville-Concord Road
Huntersvile North Carolina 28078

6. Transporter 1 Company Name: Covanta Environmental Solutions
U.S. EPA ID Number: PAR000043026

7. Transporter 2 Company Name:
U.S. EPA ID Number:

8. Consignee Name and Site Address
Covanta Environmental Solutions LLC
2503 Fayetteville Street
Asheboro NC 27203 (336) 683-0911
Facility's Phone:
U.S. EPA ID Number: NCR000135384

| HM | 9. Shipping Name and Description | 10. Containers No. | 10. Containers Type | 11. Total Quantity | 12. Unit Wt./Vol. | |
|---|---|---|---|---|---|---|
| | 1. X NA1993, Combustible liquid, n.o.s., (Contains <10% Gasoline), Comb liq, III, ERG# 128 | 1 | TT | 5076 | G | PLACARD? YES ☐ None ☐ |
| | 2. | | | | | PLACARD? YES ☐ NO ☐ |
| | 3. | | | | | PLACARD? YES ☐ NO ☐ |
| | 4. | | | | | PLACARD? YES ☐ NO ☐ |

13. Special Handling Instructions and Additional Information
1 5005955 Petroleum Contact Water CWT: N/A PO#:

Trailer # TR 18
Emergency Response Guide On-board
Site arrival time 8:30 AM
Site departure time 9:10 AM
www.covanta.com

**14. SHIPPER'S CERTIFICATION:** I certify the materials are accurately described.
Shipper's/Offeror's Printed/Typed Name: Tim Moyer for Adam Harris @ CPL
Signature: T. L. Moyer
Month 12 Day 16 Year 21

**INT'L**
15. International Shipments ☐ Import to U.S. ☐ Export from U.S. Port of entry/exit:
Transporter Signature (for exports only): Date leaving U.S.:

**TRANSPORTER**
16. Transporter Acknowledgment of Receipt of Materials
Transporter 1 Printed/Typed Name: Bill Johnston
Signature: Bill Johnston
Month 12 Day 16 Year 21
Transporter 2 Printed/Typed Name:
Signature:
Month Day Year

**DESIGNATED CONSIGNEE**
17. Discrepancy
17a. Discrepancy Indication Space ☐ Quantity ☐ Type ☐ Residue ☐ Partial Rejection ☐ Full Rejection
Bill of Lading Reference Number:
17b. Alternate Consignee (or Shipper)
U.S. EPA ID Number:
Facility's Phone:
17c. Signature of Alternate Consignee (or Shipper)
Month Day Year

18. Designated Receiving Facility Owner or Operator: Certification of receipt of materials covered by the bill of lading except as noted in Item 17a
Printed/Typed Name: Sherry Eggers
Signature:
Month 12 Day 16 Year 21

**COVANTA**
**Environmental Solutions**

TK# 38/TRL 60

SO249915

Corporate Office
5300 N 33rd St. - Milwaukee, WI 53209
Phone: 800-842-9792 Fax: 414-461-3812

# BILL OF LADING

| 1. Shipper ID Number | 2. Page 1 of | 3. Emergency Response Phone | 4. Tracking Number |
|---|---|---|---|
| NCVSQG | | (800) 814-1204 | CES 141880 |

**SHIPPER**

5. Shipper's Name and Mailing Address
Colonial Pipeline Company
14108 Huntersville-Concord Road
Huntersvile North Carolina 28078
Shipper's Phone:

Shipper's Site Address (if different than mailing address)
Colonial Pipeline Company
14108 Huntersville-Concord Road
Huntersvile North Carolina 28078

6. Transporter 1 Company Name: Covanta Environmental Solutions
U.S. EPA ID Number: PAR000043026

7. Transporter 2 Company Name:
U.S. EPA ID Number:

8. Consignee Name and Site Address
Covanta Environmental Solutions LLC
2503 Fayetteville Street
Asheboro NC 27203 (336) 683-0911
Facility's Phone:
U.S. EPA ID Number: NCR000135384

| HM | 9. Shipping Name and Description | 10. Containers No. | 10. Containers Type | 11. Total Quantity | 12. Unit Wt./Vol. | |
|---|---|---|---|---|---|---|
| | 1. X NA1993, Combustible liquid, n.o.s., (Contains <10% Gasoline), Comb liq, III, ERG# 128 | 1 | TT | 5725 | G | PLACARD? YES ☐ NO ☐ None |
| | 2. | | | | | PLACARD? YES ☐ NO ☐ |
| | 3. | | | | | PLACARD? YES ☐ NO ☐ |
| | 4. | | | | | PLACARD? YES ☐ NO ☐ |

13. Special Handling Instructions and Additional Information
1 5005955 Petroleum Contact Water CWT: N/A PO#:

Trailer #____
Emergency Response Guide On-bo
Site arrival time 735
Site departure time 815
www.covanta.com

**14. SHIPPER'S CERTIFICATION:** I certify the materials are accurately described.

Shipper's/Offeror's Printed/Typed Name: Tim Moyer for Adam Harris @ CPL
Signature: T. L. Moyer
Month 12 Day 16 Year 21

**INT'L**

15. International Shipments ☐ Import to U.S. ☐ Export from U.S. Port of entry/exit:
Transporter Signature (for exports only): Date leaving U.S.:

**TRANSPORTER**

16. Transporter Acknowledgment of Receipt of Materials

Transporter 1 Printed/Typed Name: Bobby Jarrett
Signature: Bobby Jarrett
Month 12 Day 16 Year 21

Transporter 2 Printed/Typed Name:
Signature:
Month Day Year

**DESIGNATED CONSIGNEE**

17. Discrepancy

17a. Discrepancy Indication Space ☐ Quantity ☐ Type ☐ Residue ☐ Partial Rejection ☐ Full Rejection

Bill of Lading Reference Number:

17b. Alternate Consignee (or Shipper)
U.S. EPA ID Number:
Facility's Phone:

17c. Signature of Alternate Consignee (or Shipper)
Month Day Year

18. Designated Receiving Facility Owner or Operator: Certification of receipt of materials covered by the bill of lading except as noted in Item 17a

Printed/Typed Name: Mary Forrest
Signature:
Month 12 Day 16 Year 21

**COVANTA**
**Environmental Solutions**

TX#38 / TRLH60 SO249909

Corporate Office
5300 N 33rd St. - Milwaukee, WI 53209
Phone: 800-842-9792 Fax: 414-461-3812

**BILL OF LADING**

| 1. Shipper ID Number | 2. Page 1 of | 3. Emergency Response Phone | 4. Tracking Number |
|---|---|---|---|
| NCVSQG | | (800) 814-1204 | CES 141878 |

**SHIPPER**

5. Shipper's Name and Mailing Address
Colonial Pipeline Company
14108 Huntersville-Concord Road
Huntersvile North Carolina 28078
Shipper's Phone:

Shipper's Site Address (if different than mailing address)
Colonial Pipeline Company
14108 Huntersville-Concord Road
Huntersvile North Carolina 28078

6. Transporter 1 Company Name: Covanta Environmental Solutions — U.S. EPA ID Number: PAR000043026

7. Transporter 2 Company Name — U.S. EPA ID Number:

8. Consignee Name and Site Address
Covanta Environmental Solutions LLC
2503 Fayetteville Street
Asheboro NC 27203 (336) 683-0911
Facility's Phone:

U.S. EPA ID Number: NCR000135384

| HM | 9. Shipping Name and Description | 10. Containers No. | 10. Containers Type | 11. Total Quantity | 12. Unit Wt./Vol. | |
|---|---|---|---|---|---|---|
| | 1. X NA1993, Combustible liquid, n.o.s., (Contains <10% Gasoline), Comb liq, III, ERG# 128 | 1 | TT | 4700 ~~5725~~ | G | PLACARD? YES ☐ NO ☐ None |
| | 2. | | | | | PLACARD? YES ☐ NO ☐ |
| | 3. | | | | | PLACARD? YES ☐ NO ☐ |
| | 4. | | | | | PLACARD? YES ☐ NO ☐ |

13. Special Handling Instructions and Additional Information
1 5005955 Petroleum Contact Water CWT: N/A PO#:

Trailer #:
Emergency Response Guide On-bo
Site arrival time 10:30
Site departure time 11:00
www.covanta.com

**14. SHIPPER'S CERTIFICATION:** I certify the materials are accurately described.

Shipper's/Offeror's Printed/Typed Name: Tim Moyer for Adam Harris@ CRL — Signature: T. h-Moye — Month 12 Day 16 Year 21

**INT'L**

15. International Shipments ☐ Import to U.S. ☐ Export from U.S. Port of entry/exit:
Transporter Signature (for exports only): Date leaving U.S.:

**TRANSPORTER**

16. Transporter Acknowledgment of Receipt of Materials

Transporter 1 Printed/Typed Name: Bobby Jarrett — Signature: Bobby Jarrett — Month 12 Day 16 Year 21

Transporter 2 Printed/Typed Name — Signature — Month Day Year

**DESIGNATED CONSIGNEE**

17. Discrepancy

17a. Discrepancy Indication Space ☐ Quantity ☐ Type ☐ Residue ☐ Partial Rejection ☐ Full Rejection

Bill of Lading Reference Number:

17b. Alternate Consignee (or Shipper) — U.S. EPA ID Number
Facility's Phone:

17c. Signature of Alternate Consignee (or Shipper) — Month Day Year

18. Designated Receiving Facility Owner or Operator: Certification of receipt of materials covered by the bill of lading except as noted in Item 17a

Printed/Typed Name: KalineDavis — Signature — Month 12 Day 16 Year 21

**COVANTA**
**Environmental Solutions**

RD-40
TR-18

50249908

Corporate Office
5300 N 33rd St. - Milwaukee, WI 53209
Phone: 800-842-9792 Fax: 414-461-3812

# BILL OF LADING

| 1. Shipper ID Number | 2. Page 1 of | 3. Emergency Response Phone | 4. Tracking Number |
|---|---|---|---|
| NCVSQG | | (800) 814-1204 | CES 141879 |

**SHIPPER**

5. Shipper's Name and Mailing Address
Colonial Pipeline Company
14108 Huntersville-Concord Road
Huntersvile North Carolina 28078
Shipper's Phone:

Shipper's Site Address (if different than mailing address)
Colonial Pipeline Company
14108 Huntersville-Concord Road
Huntersvile North Carolina 28078

6. Transporter 1 Company Name: Covanta Environmental Solutions
U.S. EPA ID Number: PAR000043026

7. Transporter 2 Company Name:
U.S. EPA ID Number:

8. Consignee Name and Site Address
Covanta Environmental Solutions LLC
2503 Fayetteville Street
Asheboro NC 27203 (336) 683-0911
Facility's Phone:

U.S. EPA ID Number: NCR000135384

| HM | 9. Shipping Name and Description | 10. Containers No. | 10. Containers Type | 11. Total Quantity | 12. Unit Wt./Vol. | |
|---|---|---|---|---|---|---|
| | 1. X NA1993, Combustible liquid, n.o.s., (Contains <10% Gasoline), Comb liq, III, ERG# 128 | 1 | TT | 5076 | G | PLACARD? None YES ☐ NO ☐ |
| | 2. | | | | | PLACARD? YES ☐ NO ☐ |
| | 3. | | | | | PLACARD? YES ☐ NO ☐ |
| | 4. | | | | | PLACARD? YES ☐ NO ☐ |

13. Special Handling Instructions and Additional Information
1 5005955 Petroleum Contact Water CWT: N/A PO#:

Trailer # TR-18
Emergency Response Guide Onboard
Site arrival time 11:10 AM PM
Site departure time 12:00
www.covanta.com

**14. SHIPPER'S CERTIFICATION:** I certify the materials are accurately described.

Shipper's/Offeror's Printed/Typed Name: Tim Moyer for Adam Harris @ CPL
Signature: T. L Moy
Month 12 Day 16 Year 21

**INT'L**

15. International Shipments ☐ Import to U.S. ☐ Export from U.S. Port of entry/exit:
Transporter Signature (for exports only): Date leaving U.S.:

**TRANSPORTER**

16. Transporter Acknowledgment of Receipt of Materials

Transporter 1 Printed/Typed Name: Bill Johnston
Signature: Bill Johnston
Month 12 Day 16 Year 21

Transporter 2 Printed/Typed Name:
Signature:
Month Day Year

**DESIGNATED CONSIGNEE**

17. Discrepancy

17a. Discrepancy Indication Space ☐ Quantity ☐ Type ☐ Residue ☐ Partial Rejection ☐ Full Rejection

Bill of Lading Reference Number:

17b. Alternate Consignee (or Shipper)
U.S. EPA ID Number:
Facility's Phone:

17c. Signature of Alternate Consignee (or Shipper)
Month Day Year

18. Designated Receiving Facility Owner or Operator: Certification of receipt of materials covered by the bill of lading except as noted in Item 17a

Printed/Typed Name: Kaline Davis
Signature:
Month 12 Day 16 Year 21



SHIPPER

**COVANTA**
**Environmental Solutions**

SO249919

Corporate Office
5300 N 33rd St. - Milwaukee, WI 53209
Phone: 800-842-9792 Fax: 414-461-3812

**BILL OF LADING**

| 1. Shipper ID Number | 2. Page 1 of | 3. Emergency Response Phone | 4. Tracking Number |
|---|---|---|---|
| NCVSQG | | (800) 814-1204 | CES 141845 |

5. Shipper's Name and Mailing Address
Colonial Pipeline Company
14108 Huntersville-Concord Road
Huntersvile North Carolina 28078
Shipper's Phone:

Shipper's Site Address (if different than mailing address)
Colonial Pipeline Company
14108 Huntersville-Concord Road
Huntersvile North Carolina 28078

6. Transporter 1 Company Name: Covanta Environmental Solutions
U.S. EPA ID Number: PAR000043026

7. Transporter 2 Company Name:
U.S. EPA ID Number:

8. Consignee Name and Site Address
Covanta Environmental Solutions LLC
2503 Fayetteville Street
Asheboro NC 27203 (336) 683-0911
Facility's Phone:

U.S. EPA ID Number: NCR000135384

| HM | 9. Shipping Name and Description | 10. Containers No. | 10. Containers Type | 11. Total Quantity | 12. Unit Wt./Vol. | |
|---|---|---|---|---|---|---|
| | 1. X NA1993, Combustible liquid, n.o.s., (Contains <10% Gasoline), Comb liq, III, ERG# 128 | 01 | TT | 5725 | G | PLACARD? None YES ☐ NO ☐ |
| | 2. | | | | | PLACARD? YES ☐ NO ☐ |
| | 3. | | | | | PLACARD? YES ☐ NO ☐ |
| | 4. | | | | | PLACARD? YES ☐ NO ☐ |

13. Special Handling Instructions and Additional Information
1 5005955 Petroleum Contact Water CWT: N/A PO#:

MJ 41
Trailer # 33
Emergency Response Guide On-boa
Site arrival time 0820
Site departure time 0845
www.covanta.com

**14. SHIPPER'S CERTIFICATION:** I certify the materials are accurately described.

Shipper's/Offeror's Printed/Typed Name: Tim Moyer for Adam Harris @ CPL
Signature: T. L. Moye
Month 12 Day 17 Year 21

**INT'L**
15. International Shipments ☐ Import to U.S. ☐ Export from U.S. Port of entry/exit:
Transporter Signature (for exports only): Date leaving U.S.:

**TRANSPORTER**
16. Transporter Acknowledgment of Receipt of Materials

Transporter 1 Printed/Typed Name: Jamie Maxwell
Signature: Jamie Maxwell
Month 12 Day 17 Year 21

Transporter 2 Printed/Typed Name:
Signature:
Month Day Year

**DESIGNATED CONSIGNEE**
17. Discrepancy

17a. Discrepancy Indication Space ☐ Quantity ☐ Type ☐ Residue ☐ Partial Rejection ☐ Full Rejection

Bill of Lading Reference Number:

17b. Alternate Consignee (or Shipper)
U.S. EPA ID Number:
Facility's Phone:

17c. Signature of Alternate Consignee (or Shipper)
Month Day Year

18. Designated Receiving Facility Owner or Operator: Certification of receipt of materials covered by the bill of lading except as noted in Item 17a

Printed/Typed Name: Sherry Ferrell
Signature:
Month 12 Day 17 Year 21

**COVANTA**
**Environmental Solutions**

TR# 38 / TRL# 60

SO249920

Corporate Office
5300 N 33rd St. - Milwaukee, WI 53209
Phone: 800-842-9792 Fax: 414-461-3812

# BILL OF LADING

| 1. Shipper ID Number | 2. Page 1 of | 3. Emergency Response Phone | 4. Tracking Number |
|---|---|---|---|
| NCVSQG | | (800) 814-1204 | CES 141847 |

**SHIPPER**

5. Shipper's Name and Mailing Address
Colonial Pipeline Company
14108 Huntersville-Concord Road
Huntersvile North Carolina 28078
Shipper's Phone:

Shipper's Site Address (if different than mailing address)
Colonial Pipeline Company
14108 Huntersville-Concord Road
Huntersvile North Carolina 28078

6. Transporter 1 Company Name: Covanta Environmental Solutions
U.S. EPA ID Number: PAR000043026

7. Transporter 2 Company Name:
U.S. EPA ID Number:

8. Consignee Name and Site Address
Covanta Environmental Solutions LLC
2503 Fayetteville Street
Asheboro NC 27203 (336) 683-0911
Facility's Phone:
U.S. EPA ID Number: NCR000135384

| HM | 9. Shipping Name and Description | 10. Containers No. | 10. Containers Type | 11. Total Quantity | 12. Unit Wt./Vol. | |
|---|---|---|---|---|---|---|
| | 1. X NA1993, Combustible liquid, n.o.s., (Contains <10% Gasoline), Comb liq, III, ERG# 128 | 1 | TT | 5125 | G | PLACARD? YES ☐ NO ☒ |
| | 2. | | | | | PLACARD? YES ☐ NO ☐ |
| | 3. | | | | | PLACARD? YES ☐ NO ☐ |
| | 4. | | | | | PLACARD? YES ☐ NO ☐ |

13. Special Handling Instructions and Additional Information
1 5005955 Petroleum Contact Water CWT: N/A PO#:

Trailer #:
Emergency Response Guide Onboard
Site arrival time 1235
Site departure time 100
www.covanta.com

**14. SHIPPER'S CERTIFICATION:** I certify the materials are accurately described.

| Shipper's/Offeror's Printed/Typed Name | Signature | Month | Day | Year |
|---|---|---|---|---|
| Tim Moyer for Adam Harris @ CPL | T.L-Moy | 12 | 17 | 21 |

**INT'L**

15. International Shipments ☐ Import to U.S. ☐ Export from U.S. Port of entry/exit:
Transporter Signature (for exports only): Date leaving U.S.:

**TRANSPORTER**

16. Transporter Acknowledgment of Receipt of Materials

| Transporter 1 Printed/Typed Name | Signature | Month | Day | Year |
|---|---|---|---|---|
| Bobby Jarrett | Bobby Jarrett | 12 | 17 | 21 |
| Transporter 2 Printed/Typed Name | Signature | Month | Day | Year |
| | | | | |

**DESIGNATED CONSIGNEE**

17. Discrepancy

17a. Discrepancy Indication Space ☐ Quantity ☐ Type ☐ Residue ☐ Partial Rejection ☐ Full Rejection

Bill of Lading Reference Number:

17b. Alternate Consignee (or Shipper)
U.S. EPA ID Number:
Facility's Phone:

17c. Signature of Alternate Consignee (or Shipper) Month Day Year

18. Designated Receiving Facility Owner or Operator: Certification of receipt of materials covered by the bill of lading except as noted in Item 17a

| Printed/Typed Name | Signature | Month | Day | Year |
|---|---|---|---|---|
| Kaline Davis | | 12 | 17 | 21 |

**COVANTA**
**Environmental Solutions**

Corporate Office
5300 N 33rd St. - Milwaukee, WI 53209
Phone: 800-842-9792 Fax: 414-461-3812

SO249921

| BILL OF LADING | 1. Shipper ID Number | 2. Page 1 of | 3. Emergency Response Phone | 4. Tracking Number |
|---|---|---|---|---|
| | NCVSQG | | (800) 814-1204 | CES 141846 |

SHIPPER

5. Shipper's Name and Mailing Address
Colonial Pipeline Company
14108 Huntersville-Concord Road
Huntersvile North Carolina 28078
Shipper's Phone:

Shipper's Site Address (if different than mailing address)
Colonial Pipeline Company
14108 Huntersville-Concord Road
Huntersvile North Carolina 28078

6. Transporter 1 Company Name: Covanta Environmental Solutions
U.S. EPA ID Number: PAR000043026

7. Transporter 2 Company Name:
U.S. EPA ID Number:

8. Consignee Name and Site Address
Covanta Environmental Solutions LLC
2503 Fayetteville Street
Asheboro NC 27203 (336) 683-0911
Facility's Phone:
U.S. EPA ID Number: NCR000135384

| HM | 9. Shipping Name and Description | 10. Containers No. | 10. Containers Type | 11. Total Quantity | 12. Unit Wt./Vol. | |
|---|---|---|---|---|---|---|
| | 1. X NA1993, Combustible liquid, n.o.s., (Contains <10% Gasoline), Comb liq, III, ERG# 128 | 01 | TT | 5125 | G | PLACARD? YES ☐ NO ☐ None |
| | 2. | | | | | PLACARD? YES ☐ NO ☐ |
| | 3. | | | | | PLACARD? YES ☐ NO ☐ |
| | 4. | | | | | PLACARD? YES ☐ NO ☐ |

13. Special Handling Instructions and Additional Information

1 5005955 Petroleum Contact Water CWT: N/A PO#:

RD41
Trailer # 33
Emergency Response Guide On-boar
Site arrival time 1100
Site departure time 1130
www.covanta.com

14. **SHIPPER'S CERTIFICATION:** I certify the materials are accurately described.

Shipper's/Offeror's Printed/Typed Name: Tim Moyer for Adam Harris ~~[illegible]~~ @ CPL
Signature: T.L. Moyer
Month 12 Day 17 Year 21

INT'L

15. International Shipments ☐ Import to U.S. ☐ Export from U.S. Port of entry/exit:
Transporter Signature (for exports only):
Date leaving U.S.:

TRANSPORTER

16. Transporter Acknowledgment of Receipt of Materials

Transporter 1 Printed/Typed Name: Jamie Menell
Signature: Jamie Menell
Month 12 Day 17 Year 21

Transporter 2 Printed/Typed Name:
Signature:
Month Day Year

DESIGNATED CONSIGNEE

17. Discrepancy

17a. Discrepancy Indication Space ☐ Quantity ☐ Type ☐ Residue ☐ Partial Rejection ☐ Full Rejection

Bill of Lading Reference Number:

17b. Alternate Consignee (or Shipper)
U.S. EPA ID Number
Facility's Phone:

17c. Signature of Alternate Consignee (or Shipper)
Month Day Year

18. Designated Receiving Facility Owner or Operator: Certification of receipt of materials covered by the bill of lading except as noted in Item 17a

Printed/Typed Name: Kaline Davis
Signature: [signature]
Month 12 Day 17 Year 21

**COVANTA**
**Environmental Solutions**

TR# 38 / TR# 60

SO249917

Corporate Office
5300 N 33rd St. - Milwaukee, WI 53209
Phone: 800-842-9792 Fax: 414-461-3812

**BILL OF LADING**

| 1. Shipper ID Number | 2. Page 1 of | 3. Emergency Response Phone | 4. Tracking Number |
|---|---|---|---|
| NCVSQG | | (800) 814-1204 | CES 141844 |

**SHIPPER**

5. Shipper's Name and Mailing Address
Colonial Pipeline Company
14108 Huntersville-Concord Road
Huntersvile North Carolina 28078
Shipper's Phone:

Shipper's Site Address (if different than mailing address)
Colonial Pipeline Company
14108 Huntersville-Concord Road
Huntersvile North Carolina 28078

6. Transporter 1 Company Name
Covanta Environmental Solutions
U.S. EPA ID Number
PAR000043026

7. Transporter 2 Company Name
U.S. EPA ID Number

8. Consignee Name and Site Address
Covanta Environmental Solutions LLC
2503 Fayetteville Street
Asheboro NC 27203 (336) 683-0911
Facility's Phone:
U.S. EPA ID Number
NCR000135384

| HM | 9. Shipping Name and Description | 10. Containers No. | 10. Containers Type | 11. Total Quantity | 12. Unit Wt./Vol. | |
|---|---|---|---|---|---|---|
| | 1. X NA1993, Combustible liquid, n.o.s., (Contains <10% Gasoline), Comb liq, III, ERG# 128 | 1 | TT | 5125 | G | PLACARD? YES ☐ NO ☒ |
| | 2. | | | | | PLACARD? YES ☐ NO ☐ |
| | 3. | | | | | PLACARD? YES ☐ NO ☐ |
| | 4. | | | | | PLACARD? YES ☐ NO ☐ |

13. Special Handling Instructions and Additional Information
1 5005955 Petroleum Contact Water CWT: N/A PO#:

Trailer #:
Emergency Response Guide On-boa
Site arrival time 1205
Site departure time ~~10:30~~
www.covanta.com

**14. SHIPPER'S CERTIFICATION:** I certify the materials are accurately described.

| Shipper's/Offeror's Printed/Typed Name | Signature | Month | Day | Year |
|---|---|---|---|---|
| Tim Moyer For Adam Harris for CPL | T. L. Moy | 12 | 17 | 21 |

**INT'L**

15. International Shipments ☐ Import to U.S. ☐ Export from U.S. Port of entry/exit:
Transporter Signature (for exports only): Date leaving U.S.:

**TRANSPORTER**

16. Transporter Acknowledgment of Receipt of Materials

| Transporter 1 Printed/Typed Name | Signature | Month | Day | Year |
|---|---|---|---|---|
| Bobby Jarrett | Bobby Jarrett | 12 | 17 | 21 |
| Transporter 2 Printed/Typed Name | Signature | Month | Day | Year |
| | | | | |

**DESIGNATED CONSIGNEE**

17. Discrepancy

17a. Discrepancy Indication Space ☐ Quantity ☐ Type ☐ Residue ☐ Partial Rejection ☐ Full Rejection

Bill of Lading Reference Number:

17b. Alternate Consignee (or Shipper)
U.S. EPA ID Number
Facility's Phone:

17c. Signature of Alternate Consignee (or Shipper)

| Month | Day | Year |
|---|---|---|
| | | |

18. Designated Receiving Facility Owner or Operator: Certification of receipt of materials covered by the bill of lading except as noted in Item 17a

| Printed/Typed Name | Signature | Month | Day | Year |
|---|---|---|---|---|
| Sherry Farrell | Sherry Farrell | 12 | 17 | 21 |

**COVANTA**
**Environmental Solutions**

TK# 38 / TRL# 60

SO249926

Corporate Office
5300 N 33rd St. - Milwaukee, WI 53209
Phone: 800-842-9792 Fax: 414-461-3812

# BILL OF LADING

| 1. Shipper ID Number | 2. Page 1 of | 3. Emergency Response Phone | 4. Tracking Number |
|---|---|---|---|
| NCVSQG | | (800) 814-1204 | CES 141843 |

**SHIPPER**

5. Shipper's Name and Mailing Address
Colonial Pipeline Company
14108 Huntersville-Concord Road
Huntersvile North Carolina 28078
Shipper's Phone:

Shipper's Site Address (if different than mailing address)
Colonial Pipeline Company
14108 Huntersville-Concord Road
Huntersvile North Carolina 28078

6. Transporter 1 Company Name: Covanta Environmental Solutions
U.S. EPA ID Number: PAR000043026

7. Transporter 2 Company Name:
U.S. EPA ID Number:

8. Consignee Name and Site Address
Covanta Environmental Solutions LLC
2503 Fayetteville Street
Asheboro NC 27203 (336) 683-0911
Facility's Phone:

U.S. EPA ID Number: NCR000135384

| HM | 9. Shipping Name and Description | 10. Containers No. | 10. Containers Type | 11. Total Quantity | 12. Unit Wt./Vol. | |
|---|---|---|---|---|---|---|
| | 1. X NA1993, Combustible liquid, n.o.s., (Contains <10% Gasoline), Comb liq, III, ERG# 128 | 1 | TT | 5725 | G | PLACARD? YES ☐ NO ☐ None |
| | 2. | | | | | PLACARD? YES ☐ NO ☐ |
| | 3. | | | | | PLACARD? YES ☐ NO ☐ |
| | 4. | | | | | PLACARD? YES ☐ NO ☐ |

13. Special Handling Instructions and Additional Information
1 5005955 Petroleum Contact Water CWT: N/A PO#:

Trailer #____
Emergency Response Guide On-boa
Site arrival time 7:30
Site departure time 8:30
www.covanta.com

**14. SHIPPER'S CERTIFICATION:** I certify the materials are accurately described.

| Shipper's/Offeror's Printed/Typed Name | Signature | Month | Day | Year |
|---|---|---|---|---|
| Tim Moya for Adam Harris @ CPL | T. L. Moya | 12 | 17 | 21 |

**INT'L**

15. International Shipments ☐ Import to U.S. ☐ Export from U.S. Port of entry/exit:
Transporter Signature (for exports only): Date leaving U.S.:

**TRANSPORTER**

16. Transporter Acknowledgment of Receipt of Materials

| Transporter 1 Printed/Typed Name | Signature | Month | Day | Year |
|---|---|---|---|---|
| Bobby Jarrett | Bobby Jarrett | 12 | 17 | 21 |
| Transporter 2 Printed/Typed Name | Signature | Month | Day | Year |
| | | | | |

**DESIGNATED CONSIGNEE**

17. Discrepancy

17a. Discrepancy Indication Space ☐ Quantity ☐ Type ☐ Residue ☐ Partial Rejection ☐ Full Rejection

Bill of Lading Reference Number:

17b. Alternate Consignee (or Shipper)
U.S. EPA ID Number:
Facility's Phone:

17c. Signature of Alternate Consignee (or Shipper)

| Month | Day | Year |
|---|---|---|
| | | |

18. Designated Receiving Facility Owner or Operator: Certification of receipt of materials covered by the bill of lading except as noted in Item 17a

| Printed/Typed Name | Signature | Month | Day | Year |
|---|---|---|---|---|
| Sherry Ferrell | Sherry Ferrell | 12 | 17 | 21 |

**COVANTA**
**Environmental Solutions**

Corporate Office
5300 N 33rd St. - Milwaukee, WI 53209
Phone: 800-842-9792 Fax: 414-461-3812

SO249927

| BILL OF LADING | 1. Shipper ID Number | 2. Page 1 of | 3. Emergency Response Phone | 4. Tracking Number |
|---|---|---|---|---|
| | NCVSQG | | (800) 814-1204 | CES 141830 |

**SHIPPER**

5. Shipper's Name and Mailing Address
Colonial Pipeline Company
14108 Huntersville-Concord Road
Huntersvile North Carolina 28078
Shipper's Phone:

Shipper's Site Address (if different than mailing address)
Colonial Pipeline Company
14108 Huntersville-Concord Road
Huntersvile North Carolina 28078

6. Transporter 1 Company Name: Covanta Environmental Solutions
U.S. EPA ID Number: PAR000043026

7. Transporter 2 Company Name:
U.S. EPA ID Number:

8. Consignee Name and Site Address
Covanta Environmental Solutions LLC
2503 Fayetteville Street
Asheboro NC 27203 (336) 683-0911
Facility's Phone:
U.S. EPA ID Number: NCR000135384

| HM | 9. Shipping Name and Description | 10. Containers No. | 10. Containers Type | 11. Total Quantity | 12. Unit Wt./Vol. | |
|---|---|---|---|---|---|---|
| | 1. X NA1993, Combustible liquid, n.o.s., (Contains <10% Gasoline), Comb liq, III, ERG# 128 | 1 | TT | 5000 | G | PLACARD? YES ☐ NO ☒ None |
| | 2. | | | | | PLACARD? YES ☐ NO ☐ |
| | 3. | | | | | PLACARD? YES ☐ NO ☐ |
| | 4. | | | | | PLACARD? YES ☐ NO ☐ |

13. Special Handling Instructions and Additional Information
1 5005955 Petroleum Contact Water CWT: N/A PO#:

RW 28
Trailer # TR 33
Emergency Response Guide: On-boa
Site arrival time 7:30
Site departure time 8:00
www.covanta.com

**14. SHIPPER'S CERTIFICATION:** I certify the materials are accurately described.

Shipper's/Offeror's Printed/Typed Name: Tim Moyer for Adam Harris @ CPL
Signature: T. L. Moy
Month 12 Day 18 Year 21

**INT'L**

15. International Shipments ☐ Import to U.S. ☐ Export from U.S. Port of entry/exit:
Transporter Signature (for exports only): Date leaving U.S.:

**TRANSPORTER**

16. Transporter Acknowledgment of Receipt of Materials

Transporter 1 Printed/Typed Name: Tim Klaus
Signature: Tim Klaus
Month 12 Day 18 Year 21

Transporter 2 Printed/Typed Name:
Signature:
Month Day Year

**DESIGNATED CONSIGNEE**

17. Discrepancy

17a. Discrepancy Indication Space ☐ Quantity ☐ Type ☐ Residue ☐ Partial Rejection ☐ Full Rejection

Bill of Lading Reference Number:

17b. Alternate Consignee (or Shipper)
U.S. EPA ID Number:
Facility's Phone:

17c. Signature of Alternate Consignee (or Shipper)
Month Day Year

18. Designated Receiving Facility Owner or Operator: Certification of receipt of materials covered by the bill of lading except as noted in Item 17a

Printed/Typed Name: Kaline Davis
Signature:
Month 12 Day 18 Year 21

**COVANTA**
**Environmental Solutions**

SO249928

Corporate Office
5300 N 33rd St. - Milwaukee, WI 53209
Phone: 800-842-9792 Fax: 414-461-3812

# BILL OF LADING

1. Shipper ID Number: NCVSQG
2. Page 1 of
3. Emergency Response Phone: (800) 814-1204
4. Tracking Number: CES 141831

**SHIPPER**

5. Shipper's Name and Mailing Address
Colonial Pipeline Company
14108 Huntersville-Concord Road
Huntersvile North Carolina 28078
Shipper's Phone:

Shipper's Site Address (if different than mailing address)
Colonial Pipeline Company
14108 Huntersville-Concord Road
Huntersvile North Carolina 28078

6. Transporter 1 Company Name: Covanta Environmental Solutions
U.S. EPA ID Number: PAR000043026

7. Transporter 2 Company Name:
U.S. EPA ID Number:

8. Consignee Name and Site Address
Covanta Environmental Solutions LLC
2503 Fayetteville Street
Asheboro NC 27203 (336) 683-0911
Facility's Phone:
U.S. EPA ID Number: NCR000135384

| HM | 9. Shipping Name and Description | 10. Containers No. | 10. Containers Type | 11. Total Quantity | 12. Unit Wt./Vol. | |
|---|---|---|---|---|---|---|
| | 1. X NA1993, Combustible liquid, n.o.s., (Contains <10% Gasoline), Comb liq, III, ERG# 128 | 1 | TT | 4800 | P | PLACARD? YES ☐ NO ☐ None |
| | 2. | | | | | PLACARD? YES ☐ NO ☐ |
| | 3. | | | | | PLACARD? YES ☐ NO ☐ |
| | 4. | | | | | PLACARD? YES ☐ NO ☐ |

13. Special Handling Instructions and Additional Information
1 5005955 Petroleum Contact Water CWT: N/A PO#:

RD28
Trailer # 4233
Emergency Response Guide On-boa
Site arrival time 11:10
Site departure time 11:40
www.covanta.com

**14. SHIPPER'S CERTIFICATION:** I certify the materials are accurately described.

Shipper's/Offeror's Printed/Typed Name: Tim Moyer for Adam Harris@CPL
Signature: T.t Moy
Month 12 Day 18 Year 21

**INT'L**

15. International Shipments ☐ Import to U.S. ☐ Export from U.S. Port of entry/exit:
Transporter Signature (for exports only): Date leaving U.S.:

**TRANSPORTER**

16. Transporter Acknowledgment of Receipt of Materials

Transporter 1 Printed/Typed Name: Tim Klaus
Signature: Tim Klaus
Month 12 Day 18 Year 21

Transporter 2 Printed/Typed Name:
Signature:
Month Day Year

**DESIGNATED CONSIGNEE**

17. Discrepancy

17a. Discrepancy Indication Space ☐ Quantity ☐ Type ☐ Residue ☐ Partial Rejection ☐ Full Rejection

Bill of Lading Reference Number:

17b. Alternate Consignee (or Shipper)
U.S. EPA ID Number:
Facility's Phone:

17c. Signature of Alternate Consignee (or Shipper)
Month Day Year

18. Designated Receiving Facility Owner or Operator: Certification of receipt of materials covered by the bill of lading except as noted in Item 17a

Printed/Typed Name: KalineDavis
Signature:
Month 12 Day 18 Year 21

**COVANTA**
**Environmental Solutions**

RD-40
TR-18
SO249930

Corporate Office
5300 N 33rd St. - Milwaukee, WI 53209
Phone: 800-842-9792 Fax: 414-461-3812

# BILL OF LADING

| 1. Shipper ID Number | 2. Page 1 of | 3. Emergency Response Phone | 4. Tracking Number |
|---|---|---|---|
| NCVSQG | | (800) 814-1204 | CES 141833 |

**SHIPPER**

5. Shipper's Name and Mailing Address
Colonial Pipeline Company
14108 Huntersville-Concord Road
Huntersvile North Carolina 28078
Shipper's Phone:

Shipper's Site Address (if different than mailing address)
Colonial Pipeline Company
14108 Huntersville-Concord Road
Huntersvile North Carolina 28078

6. Transporter 1 Company Name: Covanta Environmental Solutions
U.S. EPA ID Number: PAR000043026

7. Transporter 2 Company Name:
U.S. EPA ID Number:

8. Consignee Name and Site Address
Covanta Environmental Solutions LLC
2503 Fayetteville Street
Asheboro NC 27203 (336) 683-0911
Facility's Phone:
U.S. EPA ID Number: NCR000135384

| HM | 9. Shipping Name and Description | 10. Containers No. | 10. Containers Type | 11. Total Quantity | 12. Unit Wt./Vol. | |
|---|---|---|---|---|---|---|
| | 1. X NA1993, Combustible liquid, n.o.s., (Contains <10% Gasoline), Comb liq, III, ERG# 128 | 1 | TT | 5000 | G | PLACARD? YES ☐ NO ☒ |
| | 2. | | | | | PLACARD? YES ☐ NO ☐ |
| | 3. | | | | | PLACARD? YES ☐ NO ☐ |
| | 4. | | | | | PLACARD? YES ☐ NO ☐ |

13. Special Handling Instructions and Additional Information
1 5005955 Petroleum Contact Water CWT: N/A PO#:

Trailer # TR-18
Emergency Response Guide Onboa
Site arrival time 11:50 AM
Site departure time 12:20 PM
www.covanta.com

**14. SHIPPER'S CERTIFICATION:** I certify the materials are accurately described.

| Shipper's/Offeror's Printed/Typed Name | Signature | Month | Day | Year |
|---|---|---|---|---|
| Tim Moyer for Adam Harris @ CPL | T.L. Moyer | 12 | 18 | 21 |

**INT'L**

15. International Shipments ☐ Import to U.S. ☐ Export from U.S. Port of entry/exit:
Transporter Signature (for exports only): Date leaving U.S.:

**TRANSPORTER**

16. Transporter Acknowledgment of Receipt of Materials

| Transporter 1 Printed/Typed Name | Signature | Month | Day | Year |
|---|---|---|---|---|
| Bill Johnston | Bill Johnston | 12 | 18 | 21 |
| Transporter 2 Printed/Typed Name | Signature | Month | Day | Year |
| | | | | |

**DESIGNATED CONSIGNEE**

17. Discrepancy
17a. Discrepancy Indication Space ☐ Quantity ☐ Type ☐ Residue ☐ Partial Rejection ☐ Full Rejection
Bill of Lading Reference Number:
17b. Alternate Consignee (or Shipper)
U.S. EPA ID Number:
Facility's Phone:
17c. Signature of Alternate Consignee (or Shipper)

| | | Month | Day | Year |
|---|---|---|---|---|
| | | | | |

18. Designated Receiving Facility Owner or Operator: Certification of receipt of materials covered by the bill of lading except as noted in Item 17a

| Printed/Typed Name | Signature | Month | Day | Year |
|---|---|---|---|---|
| Kaline Davis | | 12 | 18 | 21 |

**COVANTA**
**Environmental Solutions**

RD-40
TR-18

SO249929

Corporate Office
5300 N 33rd St. - Milwaukee, WI 53209
Phone: 800-842-9792 Fax: 414-461-3812

**BILL OF LADING**

| 1. Shipper ID Number | 2. Page 1 of | 3. Emergency Response Phone | 4. Tracking Number |
|---|---|---|---|
| NCVSQG | | (800) 814-1204 | CES 141832 |

**SHIPPER**

5. Shipper's Name and Mailing Address
Colonial Pipeline Company
14108 Huntersville-Concord Road
Huntersvile North Carolina 28078
Shipper's Phone:

Shipper's Site Address (if different than mailing address)
Colonial Pipeline Company
14108 Huntersville-Concord Road
Huntersvile North Carolina 28078

6. Transporter 1 Company Name: Covanta Environmental Solutions
U.S. EPA ID Number: PAR000043026

7. Transporter 2 Company Name:
U.S. EPA ID Number:

8. Consignee Name and Site Address
Covanta Environmental Solutions LLC
2503 Fayetteville Street
Asheboro NC 27203 (336) 683-0911
Facility's Phone:
U.S. EPA ID Number: NCR000135384

| HM | 9. Shipping Name and Description | 10. Containers No. | 10. Containers Type | 11. Total Quantity | 12. Unit Wt./Vol. | |
|---|---|---|---|---|---|---|
| | 1. X NA1993, Combustible liquid, n.o.s., (Contains <10% Gasoline), Comb liq, III, ERG# 128 | 1 | TT | 4800 | G | PLACARD? None YES ☐ NO ☐ |
| | 2. | | | | | PLACARD? YES ☐ NO ☐ |
| | 3. | | | | | PLACARD? YES ☐ NO ☐ |
| | 4. | | | | | PLACARD? YES ☐ NO ☐ |

13. Special Handling Instructions and Additional Information
1 5005955 Petroleum Contact Water CWT: N/A PO#:

Trailer # TR-18
Emergency Response Guide 128-bo
Site arrival time 5:30 AM
Site departure time 8:30 AM
www.covanta.com

**14. SHIPPER'S CERTIFICATION:** I certify the materials are accurately described.
Shipper's/Offeror's Printed/Typed Name: Tim Moyer for Adam Harris @ CPL
Signature: T. L. Moy
Month 12 Day 18 Year 21

**INT'L**
15. International Shipments ☐ Import to U.S. ☐ Export from U.S. Port of entry/exit:
Transporter Signature (for exports only): Date leaving U.S.:

**TRANSPORTER**
16. Transporter Acknowledgment of Receipt of Materials
Transporter 1 Printed/Typed Name: Bill Johnston
Signature: Bill Johnston
Month 12 Day 18 Year 21
Transporter 2 Printed/Typed Name:
Signature:
Month Day Year

**DESIGNATED CONSIGNEE**
17. Discrepancy
17a. Discrepancy Indication Space ☐ Quantity ☐ Type ☐ Residue ☐ Partial Rejection ☐ Full Rejection
Bill of Lading Reference Number:
17b. Alternate Consignee (or Shipper)
U.S. EPA ID Number:
Facility's Phone:
17c. Signature of Alternate Consignee (or Shipper)
Month Day Year

18. Designated Receiving Facility Owner or Operator: Certification of receipt of materials covered by the bill of lading except as noted in item 17a
Printed/Typed Name: Kaline Davis
Signature:
Month 12 Day 18 Year 21

**COVANTA**
**Environmental Solutions**

~~S0248888~~ ~~S0249936~~ MS

Corporate Office
5300 N 33rd St. - Milwaukee, WI 53209
Phone: 800-842-9792 Fax: 414-461-3812

**BILL OF LADING**

| 1. Shipper ID Number | 2. Page 1 of | 3. Emergency Response Phone | 4. Tracking Number |
|---|---|---|---|
| NCVSQG | 1 | (800) 814-1204 | CES 141834 |

5. Shipper's Name and Mailing Address
Colonial Pipeline Company
14108 Huntersville-Concord Road
Huntersvile North Carolina 28078
Shipper's Phone:

Shipper's Site Address (if different than mailing address)
Colonial Pipeline Company
14108 Huntersville-Concord Road
Huntersvile North Carolina 28078

6. Transporter 1 Company Name: Covanta Environmental Solutions
U.S. EPA ID Number: PAR000043026

7. Transporter 2 Company Name:
U.S. EPA ID Number:

8. Consignee Name and Site Address
Covanta Environmental Solutions LLC
2503 Fayetteville Street
Asheboro NC 27203 (336) 683-0911
Facility's Phone:
U.S. EPA ID Number: NCR000135384

| HM | 9. Shipping Name and Description | 10. Containers No. | 10. Containers Type | 11. Total Quantity | 12. Unit Wt./Vol. | |
|---|---|---|---|---|---|---|
| | 1. X NA1993, Combustible liquid, n.o.s., (Contains <10% Gasoline), Comb liq, III, ERG# 128 | 1 | TT | 4910 g | | PLACARD? None YES ☐ NO ☐ |
| | 2. | | | | | PLACARD? YES ☐ NO ☐ |
| | 3. | | | | | PLACARD? YES ☐ NO ☐ |
| | 4. | | | | | PLACARD? YES ☐ NO ☐ |

13. Special Handling Instructions and Additional Information
1 5005955 Petroleum Contact Water CWT: N/A PO#:

Trailer # RD38 TR60
Emergency Response Guide On-bo
Site arrival time 800
Site departure time 855
www.covanta.com

**14. SHIPPER'S CERTIFICATION:** I certify the materials are accurately described.
Shipper's/Offeror's Printed/Typed Name: Curtis Gentry As Agent For Adam Harris
Signature:
Month 12 Day 19 Year 21

15. International Shipments ☐ Import to U.S. ☐ Export from U.S. Port of entry/exit:
Transporter Signature (for exports only): Date leaving U.S.:

16. Transporter Acknowledgment of Receipt of Materials
Transporter 1 Printed/Typed Name: Corby Tucker
Signature:
Month 12 Day 19 Year 21
Transporter 2 Printed/Typed Name:
Signature:
Month Day Year

17. Discrepancy
17a. Discrepancy Indication Space ☐ Quantity ☐ Type ☐ Residue ☐ Partial Rejection ☐ Full Rejection
Bill of Lading Reference Number:
17b. Alternate Consignee (or Shipper)
U.S. EPA ID Number
Facility's Phone:
17c. Signature of Alternate Consignee (or Shipper)
Month Day Year

18. Designated Receiving Facility Owner or Operator: Certification of receipt of materials covered by the bill of lading except as noted in Item 17a
Printed/Typed Name: KalineDavis
Signature:
Month 12 Day 19 Year 21

SHIPPER / INT'L / TRANSPORTER / DESIGNATED CONSIGNEE

**COVANTA**
**Environmental Solutions**

Corporate Office
5300 N 33rd St. - Milwaukee, WI 53209
Phone: 800-842-9792 Fax: 414-461-3812

SO249932

**BILL OF LADING**

| 1. Shipper ID Number | 2. Page 1 of | 3. Emergency Response Phone | 4. Tracking Number |
|---|---|---|---|
| NCVSQG | 1 | (800) 814-1204 | CES 141836 |

**SHIPPER**

5. Shipper's Name and Mailing Address
Colonial Pipeline Company
14108 Huntersville-Concord Road
Huntersvile North Carolina 28078
Shipper's Phone:

Shipper's Site Address (if different than mailing address)
Colonial Pipeline Company
14108 Huntersville-Concord Road
Huntersvile North Carolina 28078

6. Transporter 1 Company Name: Covanta Environmental Solutions
U.S. EPA ID Number: PAR000043026

7. Transporter 2 Company Name:
U.S. EPA ID Number:

8. Consignee Name and Site Address
Covanta Environmental Solutions LLC
2503 Fayetteville Street
Asheboro NC 27203 (336) 683-0911
Facility's Phone:
U.S. EPA ID Number: NCR000135384

| HM | 9. Shipping Name and Description | 10. Containers No. | 10. Containers Type | 11. Total Quantity | 12. Unit Wt./Vol. | |
|---|---|---|---|---|---|---|
| | 1. X NA1993, Combustible liquid, n.o.s., (Contains <10% Gasoline), Comb liq, III, ERG# 128 | 1 | TT | 5124 | G | PLACARD? YES ☐ NO ☒ None |
| | 2. | | | | | PLACARD? YES ☐ NO ☐ |
| | 3. | | | | | PLACARD? YES ☐ NO ☐ |
| | 4. | | | | | PLACARD? YES ☐ NO ☐ |

13. Special Handling Instructions and Additional Information
1 5005955 Petroleum Contact Water CWT: N/A PO#:

RD32 Trailer #34
Emergency Response Guide On-boar
Site arrival time 7:30
Site departure time 8:00
www.covanta.com

14. **SHIPPER'S CERTIFICATION:** I certify the materials are accurately described.
Shipper's/Offeror's Printed/Typed Name: Curtis Gunter AG Agent For Adam Harris
Signature: Curtis Gunter
Month 12 Day 19 Year 21

**INT'L**

15. International Shipments ☐ Import to U.S. ☐ Export from U.S. Port of entry/exit:
Transporter Signature (for exports only): Date leaving U.S.:

**TRANSPORTER**

16. Transporter Acknowledgment of Receipt of Materials
Transporter 1 Printed/Typed Name: James Prather
Signature:
Month 12 Day 19 Year 21
Transporter 2 Printed/Typed Name:
Signature:
Month Day Year

**DESIGNATED CONSIGNEE**

17. Discrepancy
17a. Discrepancy Indication Space ☐ Quantity ☐ Type ☐ Residue ☐ Partial Rejection ☐ Full Rejection
Bill of Lading Reference Number:
17b. Alternate Consignee (or Shipper)
U.S. EPA ID Number:
Facility's Phone:
17c. Signature of Alternate Consignee (or Shipper)
Month Day Year

18. Designated Receiving Facility Owner or Operator: Certification of receipt of materials covered by the bill of lading except as noted in Item 17a
Printed/Typed Name: Kaline Davis
Signature:
Month 12 Day 19 Year 21

**COVANTA**
**Environmental Solutions**

SO250333

Corporate Office
5300 N 33rd St. - Milwaukee, WI 53209
Phone: 800-842-9792 Fax: 414-461-3812

# BILL OF LADING

1. Shipper ID Number: NCVSQG
2. Page 1 of: 1
3. Emergency Response Phone: (800) 814-1204
4. Tracking Number: CES 141837

5. Shipper's Name and Mailing Address
Colonial Pipeline Company
14108 Huntersville-Concord Road
Huntersvile North Carolina 28078
Shipper's Phone:

Shipper's Site Address (if different than mailing address)
Colonial Pipeline Company
14108 Huntersville-Concord Road
Huntersvile North Carolina 28078

6. Transporter 1 Company Name: Covanta Environmental Solutions
U.S. EPA ID Number: PAR000043026

7. Transporter 2 Company Name:
U.S. EPA ID Number:

8. Consignee Name and Site Address
Covanta Environmental Solutions LLC
2503 Fayetteville Street
Asheboro NC 27203 (336) 683-0911
Facility's Phone:
U.S. EPA ID Number: NCR000135384

| HM | 9. Shipping Name and Description | 10. Containers No. | 10. Containers Type | 11. Total Quantity | 12. Unit Wt./Vol. | |
|---|---|---|---|---|---|---|
| | 1. X NA1993, Combustible liquid, n.o.s., (Contains <10% Gasoline), Comb liq, III, ERG# 128 | 1 | TT | 5124 | G | PLACARD? YES ☐ NO ☐ None |
| | 2. | | | | | PLACARD? YES ☐ NO ☐ |
| | 3. | | | | | PLACARD? YES ☐ NO ☐ |
| | 4. | | | | | PLACARD? YES ☐ NO ☐ |

13. Special Handling Instructions and Additional Information
1 5005955 Petroleum Contact Water CWT: N/A PO#:

RD32 Trailer #: 34
Emergency Response Guide On-boa
Site arrival time 11:50
Site departure time 12:20
www.covanta.com

**14. SHIPPER'S CERTIFICATION:** I certify the materials are accurately described.
Shipper's/Offeror's Printed/Typed Name: Curtis Gunter As Agent For Adam Harris
Signature: Curtis Gunter
Month 12 Day 19 Year 21

15. International Shipments ☐ Import to U.S. ☐ Export from U.S. Port of entry/exit:
Transporter Signature (for exports only): Date leaving U.S.:

16. Transporter Acknowledgment of Receipt of Materials
Transporter 1 Printed/Typed Name: James Prather
Signature:
Month 12 Day 19 Year 21
Transporter 2 Printed/Typed Name:
Signature:
Month Day Year

17. Discrepancy
17a. Discrepancy Indication Space ☐ Quantity ☐ Type ☐ Residue ☐ Partial Rejection ☐ Full Rejection
Bill of Lading Reference Number:
17b. Alternate Consignee (or Shipper)
U.S. EPA ID Number:
Facility's Phone:
17c. Signature of Alternate Consignee (or Shipper)
Month Day Year

18. Designated Receiving Facility Owner or Operator: Certification of receipt of materials covered by the bill of lading except as noted in Item 17a
Printed/Typed Name: Kaline Davis
Signature:
Month 12 Day 19 Year 21

SHIPPER / INT'L / TRANSPORTER / DESIGNATED CONSIGNEE

**COVANTA**
**Environmental Solutions**

SO248887

Corporate Office
5300 N 33rd St. - Milwaukee, WI 53209
Phone: 800-842-9792 Fax: 414-461-3812

# BILL OF LADING

| 1. Shipper ID Number | 2. Page 1 of | 3. Emergency Response Phone | 4. Tracking Number |
|---|---|---|---|
| NCVSQG | 1 | (800) 814-1204 | CES 141835 |

**SHIPPER**

5. Shipper's Name and Mailing Address
Colonial Pipeline Company
14108 Huntersville-Concord Road
Huntersvile North Carolina 28078
Shipper's Phone:

Shipper's Site Address (if different than mailing address)
Colonial Pipeline Company
14108 Huntersville-Concord Road
Huntersvile North Carolina 28078

6. Transporter 1 Company Name: Covanta Environmental Solutions
U.S. EPA ID Number: PAR000043026

7. Transporter 2 Company Name:
U.S. EPA ID Number:

8. Consignee Name and Site Address
Covanta Environmental Solutions LLC
2503 Fayetteville Street
Asheboro NC 27203 (336) 683-0911
Facility's Phone:
U.S. EPA ID Number: NCR000135384

| HM | 9. Shipping Name and Description | 10. Containers No. | 10. Containers Type | 11. Total Quantity | 12. Unit Wt./Vol. | |
|---|---|---|---|---|---|---|
| | 1. X NA1993, Combustible liquid, n.o.s., (Contains <10% Gasoline), Comb liq, III, ERG# 128 | 1 | TT | 5000 g | | PLACARD? None YES ☐ NO ☐ |
| | 2. | | | | | PLACARD? YES ☐ NO ☐ |
| | 3. | | | | | PLACARD? YES ☐ NO ☐ |
| | 4. | | | | | PLACARD? YES ☐ NO ☐ |

13. Special Handling Instructions and Additional Information
1 5005955 Petroleum Contact Water CWT: N/A PO#:

RD38
Trailer # TR60
Emergency Response Guide On-bo
Site arrival time 1250
Site departure time 120
www.covanta.com

**14. SHIPPER'S CERTIFICATION:** I certify the materials are accurately described.
Shipper's/Offeror's Printed/Typed Name: Curtis Gunter AS Agent for Adam Harris
Signature:
Month 12 Day 19 Year 21

**INT'L**
15. International Shipments ☐ Import to U.S. ☐ Export from U.S. Port of entry/exit:
Transporter Signature (for exports only): Date leaving U.S.:

**TRANSPORTER**
16. Transporter Acknowledgment of Receipt of Materials
Transporter 1 Printed/Typed Name: CORBY Tucker
Signature:
Month 12 Day 19 Year 21
Transporter 2 Printed/Typed Name:
Signature:
Month Day Year

**DESIGNATED CONSIGNEE**
17. Discrepancy
17a. Discrepancy Indication Space ☐ Quantity ☐ Type ☐ Residue ☐ Partial Rejection ☐ Full Rejection
Bill of Lading Reference Number:
17b. Alternate Consignee (or Shipper)
U.S. EPA ID Number:
Facility's Phone:
17c. Signature of Alternate Consignee (or Shipper)
Month Day Year

18. Designated Receiving Facility Owner or Operator: Certification of receipt of materials covered by the bill of lading except as noted in Item 17a
Printed/Typed Name: KatlineDavis
Signature:
Month 12 Day 19 Year 21

**COVANTA**
**Environmental Solutions**

RD 40
TR-18

Corporate Office
5300 N 33rd St. - Milwaukee, WI 53209
Phone: 800-842-9792 Fax: 414-461-3812

SO249923

# BILL OF LADING

| 1. Shipper ID Number | 2. Page 1 of | 3. Emergency Response Phone | 4. Tracking Number |
|---|---|---|---|
| NCVSQG | | (800) 814-1204 | CES 141839 |

**SHIPPER**

5. Shipper's Name and Mailing Address
Colonial Pipeline Company
14108 Huntersville-Concord Road
Huntersvile North Carolina 28078
Shipper's Phone:

Shipper's Site Address (if different than mailing address)
Colonial Pipeline Company
14108 Huntersville-Concord Road
Huntersvile North Carolina 28078

6. Transporter 1 Company Name
Covanta Environmental Solutions
U.S. EPA ID Number
PAR000043026

7. Transporter 2 Company Name
U.S. EPA ID Number

8. Consignee Name and Site Address
Covanta Environmental Solutions LLC
2503 Fayetteville Street
Asheboro NC 27203 (336) 683-0911
Facility's Phone:
U.S. EPA ID Number
NCR000135384

| HM | 9. Shipping Name and Description | 10. Containers No. | 10. Containers Type | 11. Total Quantity | 12. Unit Wt./Vol. | |
|---|---|---|---|---|---|---|
| X | 1. NA1993, Combustible liquid, n.o.s., (Contains <10% Gasoline), Comb liq, III, ERG# 128 | 1 | TT | 5179 | G | PLACARD? YES ☐ NO ☐ None |
| | 2. | | | | | PLACARD? YES ☐ NO ☐ |
| | 3. | | | | | PLACARD? YES ☐ NO ☐ |
| | 4. | | | | | PLACARD? YES ☐ NO ☐ |

13. Special Handling Instructions and Additional Information
1 5005955 Petroleum Contact Water CWT: N/A PO#:

Trailer # TR-18
Emergency Response Guide On-board
Site arrival time 8:00 AM
Site departure time 8:30 AM
www.covanta.com

**14. SHIPPER'S CERTIFICATION:** I certify the materials are accurately described.

| Shipper's/Offeror's Printed/Typed Name | Signature | Month | Day | Year |
|---|---|---|---|---|
| Tim Moyer for Adam Harris @ CPL | T. L-Moy | 12 | 20 | 21 |

**INT'L**

15. International Shipments ☐ Import to U.S. ☐ Export from U.S. Port of entry/exit:
Transporter Signature (for exports only): Date leaving U.S.:

**TRANSPORTER**

16. Transporter Acknowledgment of Receipt of Materials

| Transporter 1 Printed/Typed Name | Signature | Month | Day | Year |
|---|---|---|---|---|
| Bill Johnston | Bill Johnston | 12 | 20 | 21 |
| Transporter 2 Printed/Typed Name | Signature | Month | Day | Year |
| | | | | |

**DESIGNATED CONSIGNEE**

17. Discrepancy

17a. Discrepancy Indication Space ☐ Quantity ☐ Type ☐ Residue ☐ Partial Rejection ☐ Full Rejection

Bill of Lading Reference Number:

17b. Alternate Consignee (or Shipper)
U.S. EPA ID Number
Facility's Phone:

17c. Signature of Alternate Consignee (or Shipper) Month Day Year

18. Designated Receiving Facility Owner or Operator: Certification of receipt of materials covered by the bill of lading except as noted in Item 17a

| Printed/Typed Name | Signature | Month | Day | Year |
|---|---|---|---|---|
| Mary Ferrell | Mary Ferrell | 12 | 20 | 21 |

**COVANTA**
**Environmental Solutions**

Corporate Office
5300 N 33rd St. - Milwaukee, WI 53209
Phone: 800-842-9792 Fax: 414-461-3812

SO250872

| BILL OF LADING | 1. Shipper ID Number | 2. Page 1 of | 3. Emergency Response Phone | 4. Tracking Number |
|---|---|---|---|---|
| | NCVSQG | | (800) 814-1204 | CES 141824 |

**SHIPPER**

5. Shipper's Name and Mailing Address
Colonial Pipeline Company
14108 Huntersville-Concord Road
Huntersvile North Carolina 28078
Shipper's Phone:

Shipper's Site Address (if different than mailing address)
Colonial Pipeline Company
14108 Huntersville-Concord Road
Huntersvile North Carolina 28078

6. Transporter 1 Company Name: Covanta Environmental Solutions
U.S. EPA ID Number: PAR000043026

7. Transporter 2 Company Name:
U.S. EPA ID Number:

8. Consignee Name and Site Address
Covanta Environmental Solutions LLC
2503 Fayetteville Street
Asheboro NC 27203 (336) 683-0911
Facility's Phone:
U.S. EPA ID Number: NCR000135384

| HM | 9. Shipping Name and Description | 10. Containers No. | 10. Containers Type | 11. Total Quantity | 12. Unit Wt./Vol. | |
|---|---|---|---|---|---|---|
| | 1. X NA1993, Combustible liquid, n.o.s., (Contains <10% Gasoline), Comb liq, III, ERG# 128 | 01 | TT | 5725 | G | PLACARD? YES ☐ NO ☒ None |
| | 2. | | | | | PLACARD? YES ☐ NO ☐ |
| | 3. | | | | | PLACARD? YES ☐ NO ☐ |
| | 4. | | | | | PLACARD? YES ☐ NO ☐ |

13. Special Handling Instructions and Additional Information
1 5005955 Petroleum Contact Water CWT: N/A PO#:

RB 41
Trailer # 33
Emergency Response Guide On-boar
0835 Site arrival time 0900
Site departure time 0910
www.covanta.com

**14. SHIPPER'S CERTIFICATION:** I certify the materials are accurately described.

Shipper's/Offeror's Printed/Typed Name: Tim Moyer for Adam Harris @ CPL
Signature: T-t-Moy
Month 12 Day 20 Year 21

**INT'L**

15. International Shipments ☐ Import to U.S. ☐ Export from U.S. Port of entry/exit:
Transporter Signature (for exports only): Date leaving U.S.:

**TRANSPORTER**

16. Transporter Acknowledgment of Receipt of Materials

Transporter 1 Printed/Typed Name: Jamie Newell
Signature: Jamie Newell
Month 12 Day 20 Year 21

Transporter 2 Printed/Typed Name:
Signature:
Month Day Year

**DESIGNATED CONSIGNEE**

17. Discrepancy

17a. Discrepancy Indication Space ☐ Quantity ☐ Type ☐ Residue ☐ Partial Rejection ☐ Full Rejection

Bill of Lading Reference Number:

17b. Alternate Consignee (or Shipper)
U.S. EPA ID Number:
Facility's Phone:

17c. Signature of Alternate Consignee (or Shipper)
Month Day Year

18. Designated Receiving Facility Owner or Operator: Certification of receipt of materials covered by the bill of lading except as noted in Item 17a

Printed/Typed Name: Sherry Farrell
Signature:
Month 12 Day 20 Year 21

**COVANTA**
**Environmental Solutions**

SO250874

Corporate Office
5300 N 33rd St. - Milwaukee, WI 53209
Phone: 800-842-9792 Fax: 414-461-3812

# BILL OF LADING

| 1. Shipper ID Number | 2. Page 1 of | 3. Emergency Response Phone | 4. Tracking Number |
|---|---|---|---|
| NCVSQG | | (800) 814-1204 | CES 141806 |

**SHIPPER**

5. Shipper's Name and Mailing Address
Colonial Pipeline Company
14108 Huntersville-Concord Road
Huntersvile North Carolina 28078
Shipper's Phone:

Shipper's Site Address (if different than mailing address)
Colonial Pipeline Company
14108 Huntersville-Concord Road
Huntersvile North Carolina 28078

6. Transporter 1 Company Name: Covanta Environmental Solutions
U.S. EPA ID Number: PAR000043026

7. Transporter 2 Company Name:
U.S. EPA ID Number:

8. Consignee Name and Site Address
Covanta Environmental Solutions LLC
2503 Fayetteville Street
Asheboro NC 27203 (336) 683-0911
Facility's Phone:

U.S. EPA ID Number: NCR000135384

| HM | 9. Shipping Name and Description | 10. Containers No. | 10. Containers Type | 11. Total Quantity | 12. Unit Wt./Vol. | |
|---|---|---|---|---|---|---|
| | 1. X NA1993, Combustible liquid, n.o.s., (Contains <10% Gasoline), Comb liq, III, ERG# 128 | 01 | TT | 5725 | G | PLACARD? None YES ☐ NO ☐ |
| | 2. | | | | | PLACARD? YES ☐ NO ☐ |
| | 3. | | | | | PLACARD? YES ☐ NO ☐ |
| | 4. | | | | | PLACARD? YES ☐ NO ☐ |

13. Special Handling Instructions and Additional Information
1 5005955 Petroleum Contact Water CWT: N/A PO#:

NS 4133
Trailer #
Emergency Response Guide On-boa
Site arrival time 1115
Site departure time 1145
www.covanta.com

**14. SHIPPER'S CERTIFICATION:** I certify the materials are accurately described.

| Shipper's/Offeror's Printed/Typed Name | Signature | Month | Day | Year |
|---|---|---|---|---|
| Tim Moyer for Adam Harris@ CPL | T.L. Moye | 12 | 20 | 21 |

**INT'L**

15. International Shipments ☐ Import to U.S. ☐ Export from U.S. Port of entry/exit:
Transporter Signature (for exports only): Date leaving U.S.:

**TRANSPORTER**

16. Transporter Acknowledgment of Receipt of Materials

| Transporter 1 Printed/Typed Name | Signature | Month | Day | Year |
|---|---|---|---|---|
| Jamie Maneile | Jamie Maneile | 12 | 20 | 21 |
| Transporter 2 Printed/Typed Name | Signature | Month | Day | Year |
| | | | | |

**DESIGNATED CONSIGNEE**

17. Discrepancy

17a. Discrepancy Indication Space ☐ Quantity ☐ Type ☐ Residue ☐ Partial Rejection ☐ Full Rejection

Bill of Lading Reference Number:

17b. Alternate Consignee (or Shipper)
U.S. EPA ID Number:
Facility's Phone:

17c. Signature of Alternate Consignee (or Shipper) Month Day Year

18. Designated Receiving Facility Owner or Operator: Certification of receipt of materials covered by the bill of lading except as noted in Item 17a

| Printed/Typed Name | Signature | Month | Day | Year |
|---|---|---|---|---|
| Sherry Ferrell | Sherry Ferrell | 12 | 20 | 21 |

**COVANTA**
**Environmental Solutions**

RD-40
TR-18

Corporate Office
5300 N 33rd St. - Milwaukee, WI 53209
Phone: 800-842-9792 Fax: 414-461-3812

SO250871

# BILL OF LADING

| 1. Shipper ID Number | 2. Page 1 of | 3. Emergency Response Phone | 4. Tracking Number |
|---|---|---|---|
| NCVSQG | | (800) 814-1204 | CES 141827 |

**SHIPPER**

5. Shipper's Name and Mailing Address
Colonial Pipeline Company
14108 Huntersville-Concord Road
Huntersvile North Carolina 28078
Shipper's Phone:

Shipper's Site Address (if different than mailing address)
Colonial Pipeline Company
14108 Huntersville-Concord Road
Huntersvile North Carolina 28078

6. Transporter 1 Company Name
Covanta Environmental Solutions
U.S. EPA ID Number
PAR000043026

7. Transporter 2 Company Name
U.S. EPA ID Number

8. Consignee Name and Site Address
Covanta Environmental Solutions LLC
2503 Fayetteville Street
Asheboro NC 27203 (336) 683-0911
Facility's Phone:
U.S. EPA ID Number
NCR000135384

| HM | 9. Shipping Name and Description | 10. Containers No. | 10. Containers Type | 11. Total Quantity | 12. Unit Wt./Vol. | |
|---|---|---|---|---|---|---|
| | 1. X NA1993, Combustible liquid, n.o.s., (Contains <10% Gasoline), Comb liq, III, ERG# 128 | 1 | TT | 5125 | G | PLACARD? YES ☐ NO ☐ |
| | 2. | | | | | PLACARD? YES ☐ NO ☐ |
| | 3. | | | | | PLACARD? YES ☐ NO ☐ |
| | 4. | | | | | PLACARD? YES ☐ NO ☐ |

13. Special Handling Instructions and Additional Information
1 5005955 Petroleum Contact Water CWT: N/A PO#:

Trailer # TR-18
Emergency Response Guide On-boar
Site arrival time 12:50
Site departure time 1:20
www.covanta.com

**14. SHIPPER'S CERTIFICATION:** I certify the materials are accurately described.

Shipper's/Offeror's Printed/Typed Name: Tim Mayer for Adam Harris @ CPL
Signature: T. Mayer
Month 12 Day 20 Year 21

**INT'L**

15. International Shipments ☐ Import to U.S. ☐ Export from U.S. Port of entry/exit:
Transporter Signature (for exports only): Date leaving U.S.:

**TRANSPORTER**

16. Transporter Acknowledgment of Receipt of Materials

Transporter 1 Printed/Typed Name: Bill Johnston
Signature: Bill Johnston
Month 12 Day 20 Year 21

Transporter 2 Printed/Typed Name
Signature
Month Day Year

**DESIGNATED CONSIGNEE**

17. Discrepancy

17a. Discrepancy Indication Space ☐ Quantity ☐ Type ☐ Residue ☐ Partial Rejection ☐ Full Rejection

Bill of Lading Reference Number:

17b. Alternate Consignee (or Shipper)
U.S. EPA ID Number
Facility's Phone:

17c. Signature of Alternate Consignee (or Shipper)
Month Day Year

18. Designated Receiving Facility Owner or Operator: Certification of receipt of materials covered by the bill of lading except as noted in Item 17a

Printed/Typed Name: Kaline Davis
Signature:
Month 12 Day 20 Year 21

**COVANTA**
**Environmental Solutions**

RD-40
TR-18

Corporate Office
5300 N 33rd St. - Milwaukee, WI 53209
Phone: 800-842-9792 Fax: 414-461-3812

SO249916

# BILL OF LADING

| 1. Shipper ID Number | 2. Page 1 of | 3. Emergency Response Phone | 4. Tracking Number |
|---|---|---|---|
| NCVSQG | | (800) 814-1204 | CES 141842 |

**SHIPPER**

5. Shipper's Name and Mailing Address
Colonial Pipeline Company
14108 Huntersville-Concord Road
Huntersvile North Carolina 28078
Shipper's Phone:

Shipper's Site Address (if different than mailing address)
Colonial Pipeline Company
14108 Huntersville-Concord Road
Huntersvile North Carolina 28078

6. Transporter 1 Company Name
Covanta Environmental Solutions
U.S. EPA ID Number
PAR000043026

7. Transporter 2 Company Name
U.S. EPA ID Number

8. Consignee Name and Site Address
Covanta Environmental Solutions LLC
2503 Fayetteville Street
Asheboro NC 27203 (336) 683-0911
Facility's Phone:
U.S. EPA ID Number
NCR000135384

| HM | 9. Shipping Name and Description | 10. Containers No. | 10. Containers Type | 11. Total Quantity | 12. Unit Wt./Vol. | |
|---|---|---|---|---|---|---|
| | 1. X NA1993, Combustible liquid, n.o.s., (Contains <10% Gasoline), Comb liq, III, ERG# 128 | 1 | TT | 5179 | G | PLACARD? YES ☐ NO ☐ None |
| | 2. | | | | | PLACARD? YES ☐ NO ☐ |
| | 3. | | | | | PLACARD? YES ☐ NO ☐ |
| | 4. | | | | | PLACARD? YES ☐ NO ☐ |

13. Special Handling Instructions and Additional Information
1 5005955 Petroleum Contact Water CWT: N/A PO#:

Trailer # TR-18
Emergency Response Guide On-board
Site arrival time 10:30 AM
Site departure time 1050 AM
www.covanta.com

**14. SHIPPER'S CERTIFICATION:** I certify the materials are accurately described.

| Shipper's/Offeror's Printed/Typed Name | Signature | Month | Day | Year |
|---|---|---|---|---|
| Tim Moyer for Adam Harris @ CPL | T.L-Moyer | 12 | 20 | 21 |

**INT'L**

15. International Shipments ☐ Import to U.S. ☐ Export from U.S. Port of entry/exit:
Transporter Signature (for exports only): Date leaving U.S.:

**TRANSPORTER**

16. Transporter Acknowledgment of Receipt of Materials

| Transporter 1 Printed/Typed Name | Signature | Month | Day | Year |
|---|---|---|---|---|
| Bill Johnston | Bill Johnston | 12 | 20 | 21 |
| Transporter 2 Printed/Typed Name | Signature | Month | Day | Year |
| | | | | |

**DESIGNATED CONSIGNEE**

17. Discrepancy
17a. Discrepancy Indication Space ☐ Quantity ☐ Type ☐ Residue ☐ Partial Rejection ☐ Full Rejection
Bill of Lading Reference Number:
17b. Alternate Consignee (or Shipper) U.S. EPA ID Number
Facility's Phone:
17c. Signature of Alternate Consignee (or Shipper) Month Day Year

18. Designated Receiving Facility Owner or Operator: Certification of receipt of materials covered by the bill of lading except as noted in Item 17a

| Printed/Typed Name | Signature | Month | Day | Year |
|---|---|---|---|---|
| Barry Farrell | Barry Farrell | 12 | 20 | 21 |

**COVANTA**
**Environmental Solutions**

Corporate Office
5300 N 33rd St. - Milwaukee, WI 53209
Phone: 800-842-9792 Fax: 414-461-3812

SO250876

| BILL OF LADING | 1. Shipper ID Number | 2. Page 1 of | 3. Emergency Response Phone | 4. Tracking Number |
|---|---|---|---|---|
| | NCVSQG | | (800) 814-1204 | CES 141825 |

**SHIPPER**

5. Shipper's Name and Mailing Address
Colonial Pipeline Company
14108 Huntersville-Concord Road
Huntersvile North Carolina 28078
Shipper's Phone:

Shipper's Site Address (if different than mailing address)
Colonial Pipeline Company
14108 Huntersville-Concord Road
Huntersvile North Carolina 28078

6. Transporter 1 Company Name: Covanta Environmental Solutions
U.S. EPA ID Number: PAR000043026

7. Transporter 2 Company Name:
U.S. EPA ID Number:

8. Consignee Name and Site Address
Covanta Environmental Solutions LLC
2503 Fayetteville Street
Asheboro NC 27203 (336) 683-0911
Facility's Phone:
U.S. EPA ID Number: NCR000135384

| HM | 9. Shipping Name and Description | 10. Containers No. | 10. Containers Type | 11. Total Quantity | 12. Unit Wt./Vol. | |
|---|---|---|---|---|---|---|
| | 1. X NA1993, Combustible liquid, n.o.s., (Contains <10% Gasoline), Comb liq, III, ERG# 128 | 01 | TT | 5725 | G | PLACARD? YES ☐ NO ☐ None |
| | 2. | | | | | PLACARD? YES ☐ NO ☐ |
| | 3. | | | | | PLACARD? YES ☐ NO ☐ |
| | 4. | | | | | PLACARD? YES ☐ NO ☐ |

13. Special Handling Instructions and Additional Information
1 5005955 Petroleum Contact Water CWT: N/A PO#:

KAH
Trailer # 33
Emergency Response Guide On-boa
Site arrival time 1345
Site departure time 1425
www.covanta.com

**14. SHIPPER'S CERTIFICATION:** I certify the materials are accurately described.

| Shipper's/Offeror's Printed/Typed Name | Signature | Month | Day | Year |
|---|---|---|---|---|
| Tom Moya for Adam Harris @ CPL | T. L. Moya | 12 | 20 | 21 |

**INT'L**

15. International Shipments ☐ Import to U.S. ☐ Export from U.S. Port of entry/exit:
Transporter Signature (for exports only): Date leaving U.S.:

**TRANSPORTER**

16. Transporter Acknowledgment of Receipt of Materials

| Transporter 1 Printed/Typed Name | Signature | Month | Day | Year |
|---|---|---|---|---|
| Jamie Meyerle | Jamie Meyerle | 12 | 20 | 21 |
| Transporter 2 Printed/Typed Name | Signature | Month | Day | Year |
| | | | | |

**DESIGNATED CONSIGNEE**

17. Discrepancy

17a. Discrepancy Indication Space ☐ Quantity ☐ Type ☐ Residue ☐ Partial Rejection ☐ Full Rejection

Bill of Lading Reference Number:

17b. Alternate Consignee (or Shipper)
U.S. EPA ID Number:
Facility's Phone:

17c. Signature of Alternate Consignee (or Shipper) Month Day Year

18. Designated Receiving Facility Owner or Operator: Certification of receipt of materials covered by the bill of lading except as noted in Item 17a

| Printed/Typed Name | Signature | Month | Day | Year |
|---|---|---|---|---|
| Katina Davis | | 12 | 20 | 21 |



SHIPPER

**COVANTA**
**Environmental Solutions**

RD-40
TR-18

SO251411

Corporate Office
5300 N 33rd St. - Milwaukee, WI 53209
Phone: 800-842-9792 Fax: 414-461-3812

# BILL OF LADING

| 1. Shipper ID Number | 2. Page 1 of | 3. Emergency Response Phone | 4. Tracking Number |
|---|---|---|---|
| NCVSQG | | (800) 814-1204 | CES 141887 |

**SHIPPER**

5. Shipper's Name and Mailing Address
Colonial Pipeline Company
14108 Huntersville-Concord Road
Huntersvile North Carolina 28078
Shipper's Phone:

Shipper's Site Address (if different than mailing address)
Colonial Pipeline Company
14108 Huntersville-Concord Road
Huntersvile North Carolina 28078

6. Transporter 1 Company Name: Covanta Environmental Solutions
U.S. EPA ID Number: PAR000043026

7. Transporter 2 Company Name:
U.S. EPA ID Number:

8. Consignee Name and Site Address
Covanta Environmental Solutions LLC
2503 Fayetteville Street
Asheboro NC 27203 (336) 683-0911
Facility's Phone:
U.S. EPA ID Number: NCR000135384

| HM | 9. Shipping Name and Description | 10. Containers No. | 10. Containers Type | 11. Total Quantity | 12. Unit Wt./Vol. | |
|---|---|---|---|---|---|---|
| | 1. X NA1993, Combustible liquid, n.o.s., (Contains <10% Gasoline), Comb liq, III, ERG# 128 | 1 | TT | 5125 | G | PLACARD? YES ☐ NO ☐ None |
| | 2. | | | | | PLACARD? YES ☐ NO ☐ |
| | 3. | | | | | PLACARD? YES ☐ NO ☐ |
| | 4. | | | | | PLACARD? YES ☐ NO ☐ |

13. Special Handling Instructions and Additional Information
1 5005955 Petroleum Contact Water CWT: N/A PO#:

Trailer # TR-18
Emergency Response Guide On-board
Site arrival time 7:50 AM
Site departure time 8:30 AM
www.covanta.com

**14. SHIPPER'S CERTIFICATION:** I certify the materials are accurately described.

Shipper's/Offeror's Printed/Typed Name: Tim Moyer for Adam Harris@CPL
Signature: T.T. Moyer
Month 12 Day 21 Year 21

**INT'L**

15. International Shipments ☐ Import to U.S. ☐ Export from U.S. Port of entry/exit:
Transporter Signature (for exports only): Date leaving U.S.:

**TRANSPORTER**

16. Transporter Acknowledgment of Receipt of Materials

Transporter 1 Printed/Typed Name: Bill Johnston
Signature: Bill Johnston
Month 12 Day 21 Year 21

Transporter 2 Printed/Typed Name:
Signature:
Month Day Year

**DESIGNATED CONSIGNEE**

17. Discrepancy

17a. Discrepancy Indication Space ☐ Quantity ☐ Type ☐ Residue ☐ Partial Rejection ☐ Full Rejection

Bill of Lading Reference Number:

17b. Alternate Consignee (or Shipper)
U.S. EPA ID Number:
Facility's Phone:

17c. Signature of Alternate Consignee (or Shipper)
Month Day Year

18. Designated Receiving Facility Owner or Operator: Certification of receipt of materials covered by the bill of lading except as noted in Item 17a

Printed/Typed Name: Sherry Farrell
Signature: Sherry Farrell
Month 12 Day 21 Year 21

**COVANTA**
**Environmental Solutions**

Corporate Office
5300 N 33rd St. - Milwaukee, WI 53209
Phone: 800-842-9792 Fax: 414-461-3812

SO251414

**BILL OF LADING** | 1. Shipper ID Number: NCVSQG | 2. Page 1 of | 3. Emergency Response Phone: (800) 814-1204 | 4. Tracking Number: CES 141886

SHIPPER

5. Shipper's Name and Mailing Address
Colonial Pipeline Company
14108 Huntersville-Concord Road
Huntersvile North Carolina 28078
Shipper's Phone:

Shipper's Site Address (if different than mailing address)
Colonial Pipeline Company
14108 Huntersville-Concord Road
Huntersvile North Carolina 28078

6. Transporter 1 Company Name: Covanta Environmental Solutions
U.S. EPA ID Number: PAR000043026

7. Transporter 2 Company Name
U.S. EPA ID Number

8. Consignee Name and Site Address
Covanta Environmental Solutions LLC
2503 Fayetteville Street
Asheboro NC 27203 (336) 683-0911
Facility's Phone:
U.S. EPA ID Number: NCR000135384

| HM | 9. Shipping Name and Description | 10. Containers No. | 10. Containers Type | 11. Total Quantity | 12. Unit Wt./Vol. | |
|---|---|---|---|---|---|---|
| | 1. X NA1993, Combustible liquid, n.o.s., (Contains <10% Gasoline), Comb liq. III, ERG# 128 | 01 | TT | 5125 | 6 | PLACARD? YES ☐ NONE ☐ |
| | 2. | | | | | PLACARD? YES ☐ NO ☐ |
| | 3. | | | | | PLACARD? YES ☐ NO ☐ |
| | 4. | | | | | PLACARD? YES ☐ NO ☐ |

13. Special Handling Instructions and Additional Information
1 5005955 Petroleum Contact Water CWT: N/A PO#:

HOU
Trailer # 33
Emergency Response Guide On-board
Site arrival time 0855
Site departure time 0900
www.covanta.com

**14. SHIPPER'S CERTIFICATION:** I certify the materials are accurately described.
Shipper's/Offeror's Printed/Typed Name: Tim Moyer for Adam Harris @ CPL
Signature: T. M. Moy
Month 12 Day 21 Year 21

INT'L

15. International Shipments ☐ Import to U.S. ☐ Export from U.S. Port of entry/exit:
Transporter Signature (for exports only): Date leaving U.S.:

TRANSPORTER

16. Transporter Acknowledgment of Receipt of Materials
Transporter 1 Printed/Typed Name: Jane Mowell
Signature: Jane Mowell
Month 12 Day 21 Year 21
Transporter 2 Printed/Typed Name
Signature
Month Day Year

DESIGNATED CONSIGNEE

17. Discrepancy
17a. Discrepancy Indication Space ☐ Quantity ☐ Type ☐ Residue ☐ Partial Rejection ☐ Full Rejection
Bill of Lading Reference Number:
17b. Alternate Consignee (or Shipper)
U.S. EPA ID Number
Facility's Phone:
17c. Signature of Alternate Consignee (or Shipper)
Month Day Year

18. Designated Receiving Facility Owner or Operator: Certification of receipt of materials covered by the bill of lading except as noted in Item 17a
Printed/Typed Name: Sherry Farrell
Signature: Sherry Farrell
Month 12 Day 21 Year 21

**COVANTA**
**Environmental Solutions**

RD-40
TR-18

Corporate Office
5300 N 33rd St. - Milwaukee, WI 53209
Phone: 800-842-9792 Fax: 414-461-3812

# BILL OF LADING

| 1. Shipper ID Number | 2. Page 1 of | 3. Emergency Response Phone | 4. Tracking Number |
|---|---|---|---|
| NCVSQG | | (800) 814-1204 | CES 141885 |

SO2514007

**SHIPPER**

5. Shipper's Name and Mailing Address
Colonial Pipeline Company
14108 Huntersville-Concord Road
Huntersvile North Carolina 28078
Shipper's Phone:

Shipper's Site Address (if different than mailing address)
Colonial Pipeline Company
14108 Huntersville-Concord Road
Huntersvile North Carolina 28078

6. Transporter 1 Company Name
Covanta Environmental Solutions
U.S. EPA ID Number
PAR000043026

7. Transporter 2 Company Name
U.S. EPA ID Number

8. Consignee Name and Site Address
Covanta Environmental Solutions LLC
2503 Fayetteville Street
Asheboro NC 27203 (336) 683-0911
Facility's Phone:
U.S. EPA ID Number
NCR000135384

| HM | 9. Shipping Name and Description | 10. Containers No. | 10. Containers Type | 11. Total Quantity | 12. Unit Wt./Vol. | |
|---|---|---|---|---|---|---|
| | 1. X NA1993, Combustible liquid, n.o.s., (Contains <10% Gasoline), Comb liq, III, ERG# 128 | 1 | TT | 5125 | G | PLACARD? YES ☐ None ☐ |
| | 2. | | | | | PLACARD? YES ☐ NO ☐ |
| | 3. | | | | | PLACARD? YES ☐ NO ☐ |
| | 4. | | | | | PLACARD? YES ☐ NO ☐ |

13. Special Handling Instructions and Additional Information
1 5005955 Petroleum Contact Water CWT: N/A PO#:

Trailer # TR-18
Emergency Response Guide Onboard
Site arrival time 10:20 AM
Site departure time 11:00 AM
www.covanta.com

**14. SHIPPER'S CERTIFICATION:** I certify the materials are accurately described.

Shipper's/Offeror's Printed/Typed Name: Tim Moyer for Adam Harris@CPL
Signature: T. L. Moy
Month 12 Day 21 Year 21

**INT'L**

15. International Shipments ☐ Import to U.S. ☐ Export from U.S. Port of entry/exit:
Transporter Signature (for exports only): Date leaving U.S.:

**TRANSPORTER**

16. Transporter Acknowledgment of Receipt of Materials

Transporter 1 Printed/Typed Name: Bill Johnston
Signature: Bill Johnston
Month 12 Day 21 Year 21

Transporter 2 Printed/Typed Name:
Signature:
Month Day Year

**DESIGNATED CONSIGNEE**

17. Discrepancy

17a. Discrepancy Indication Space ☐ Quantity ☐ Type ☐ Residue ☐ Partial Rejection ☐ Full Rejection

Bill of Lading Reference Number:

17b. Alternate Consignee (or Shipper)
U.S. EPA ID Number
Facility's Phone:

17c. Signature of Alternate Consignee (or Shipper)
Month Day Year

18. Designated Receiving Facility Owner or Operator: Certification of receipt of materials covered by the bill of lading except as noted in Item 17a

Printed/Typed Name: Sherry Ferrell
Signature: Sherry Ferrell
Month 12 Day 21 Year 21

**COVANTA**
**Environmental Solutions**

Corporate Office
5300 N 33rd St. - Milwaukee, WI 53209
Phone: 800-842-9792 Fax: 414-461-3812

SO251417

# BILL OF LADING

| 1. Shipper ID Number | 2. Page 1 of | 3. Emergency Response Phone | 4. Tracking Number |
|---|---|---|---|
| NCVSQG | | (800) 814-1204 | CES 141888 |

**SHIPPER**

5. Shipper's Name and Mailing Address
Colonial Pipeline Company
14108 Huntersville-Concord Road
Huntersvile North Carolina 28078
Shipper's Phone:

Shipper's Site Address (if different than mailing address)
Colonial Pipeline Company
14108 Huntersville-Concord Road
Huntersvile North Carolina 28078

6. Transporter 1 Company Name: Covanta Environmental Solutions
U.S. EPA ID Number: PAR000043026

7. Transporter 2 Company Name:
U.S. EPA ID Number:

8. Consignee Name and Site Address
Covanta Environmental Solutions LLC
2503 Fayetteville Street
Asheboro NC 27203 (336) 683-0911
Facility's Phone:
U.S. EPA ID Number: NCR000135384

| HM | 9. Shipping Name and Description | 10. Containers No. | 10. Containers Type | 11. Total Quantity | 12. Unit Wt./Vol. | |
|---|---|---|---|---|---|---|
| X | 1. NA1993, Combustible liquid, n.o.s., (Contains <10% Gasoline), Comb liq, III, ERG# 128 | 01 | TT | 5725 | G | PLACARD? YES ☐ NO ☐ None |
| | 2. | | | | | PLACARD? YES ☐ NO ☐ |
| | 3. | | | | | PLACARD? YES ☐ NO ☐ |
| | 4. | | | | | PLACARD? YES ☐ NO ☐ |

13. Special Handling Instructions and Additional Information
1 5005955 Petroleum Contact Water CWT: N/A PO#:

1041
Trailer #33
Emergency Response Guide On-board
Site arrival time 1115
Site departure time 1200
www.covanta.com

**14. SHIPPER'S CERTIFICATION:** I certify the materials are accurately described.

| Shipper's/Offeror's Printed/Typed Name | Signature | Month | Day | Year |
|---|---|---|---|---|
| Tim Moyer for Adam Harris @ CPL | J. L. Moya | 12 | 21 | 21 |

**INT'L**

15. International Shipments ☐ Import to U.S. ☐ Export from U.S. Port of entry/exit:
Transporter Signature (for exports only): Date leaving U.S.:

**TRANSPORTER**

16. Transporter Acknowledgment of Receipt of Materials

| Transporter 1 Printed/Typed Name | Signature | Month | Day | Year |
|---|---|---|---|---|
| Jamie McNeil | Jamie McNeil | 12 | 21 | 21 |
| Transporter 2 Printed/Typed Name | Signature | Month | Day | Year |
| | | | | |

**DESIGNATED CONSIGNEE**

17. Discrepancy

17a. Discrepancy Indication Space ☐ Quantity ☐ Type ☐ Residue ☐ Partial Rejection ☐ Full Rejection

Bill of Lading Reference Number:

17b. Alternate Consignee (or Shipper)
U.S. EPA ID Number:
Facility's Phone:

17c. Signature of Alternate Consignee (or Shipper) — Month / Day / Year

18. Designated Receiving Facility Owner or Operator: Certification of receipt of materials covered by the bill of lading except as noted in Item 17a

| Printed/Typed Name | Signature | Month | Day | Year |
|---|---|---|---|---|
| Sherry Farrell | Sherry Farrell | 12 | 21 | 21 |

**COVANTA**
**Environmental Solutions**

SO251403 RD-40 TR-18

Corporate Office
5300 N 33rd St. - Milwaukee, WI 53209
Phone: 800-842-9792 Fax: 414-461-3812

# BILL OF LADING

| 1. Shipper ID Number | 2. Page 1 of | 3. Emergency Response Phone | 4. Tracking Number |
|---|---|---|---|
| NCVSQG | | (800) 814-1204 | CES 141883 |

**SHIPPER**

5. Shipper's Name and Mailing Address
Colonial Pipeline Company
14108 Huntersville-Concord Road
Huntersvile North Carolina 28078
Shipper's Phone:

Shipper's Site Address (if different than mailing address)
Colonial Pipeline Company
14108 Huntersville-Concord Road
Huntersvile North Carolina 28078

6. Transporter 1 Company Name
Covanta Environmental Solutions
U.S. EPA ID Number: PAR000043026

7. Transporter 2 Company Name
U.S. EPA ID Number:

8. Consignee Name and Site Address
Covanta Environmental Solutions LLC
2503 Fayetteville Street
Asheboro NC 27203 (336) 683-0911
Facility's Phone:
U.S. EPA ID Number: NCR000135384

| HM | 9. Shipping Name and Description | 10. Containers No. | 10. Containers Type | 11. Total Quantity | 12. Unit Wt./Vol. | |
|---|---|---|---|---|---|---|
| | 1. X NA1993, Combustible liquid, n.o.s., (Contains <10% Gasoline), Comb liq, III, ERG# 128 | 1 | TT | 5125 | G | PLACARD? YES ☐ NO ☐ None |
| | 2. | | | | | PLACARD? YES ☐ NO ☐ |
| | 3. | | | | | PLACARD? YES ☐ NO ☐ |
| | 4. | | | | | PLACARD? YES ☐ NO ☐ |

13. Special Handling Instructions and Additional Information
1 5005955 Petroleum Contact Water CWT: N/A PO#:

Trailer # TR-18
Emergency Response Guide On-boar
Site arrival time 12:40 PM
Site departure time 1:10
www.covanta.com

**14. SHIPPER'S CERTIFICATION:** I certify the materials are accurately described.

Shipper's/Offeror's Printed/Typed Name: Tim Moyer for Adam Harris @ CPL
Signature: T. L. Moyer
Month 12 Day 21 Year 21

**INT'L**

15. International Shipments ☐ Import to U.S. ☐ Export from U.S. Port of entry/exit:
Transporter Signature (for exports only): Date leaving U.S.:

**TRANSPORTER**

16. Transporter Acknowledgment of Receipt of Materials

Transporter 1 Printed/Typed Name: Bill Johnston
Signature: Bill Johnston
Month 12 Day 21 Year 21

Transporter 2 Printed/Typed Name:
Signature:
Month Day Year

**DESIGNATED CONSIGNEE**

17. Discrepancy

17a. Discrepancy Indication Space ☐ Quantity ☐ Type ☐ Residue ☐ Partial Rejection ☐ Full Rejection

Bill of Lading Reference Number:

17b. Alternate Consignee (or Shipper)
U.S. EPA ID Number:
Facility's Phone:

17c. Signature of Alternate Consignee (or Shipper)
Month Day Year

18. Designated Receiving Facility Owner or Operator: Certification of receipt of materials covered by the bill of lading except as noted in Item 17a

Printed/Typed Name: Kaline Davis
Signature:
Month 12 Day 21 Year 21

**COVANTA**
**Environmental Solutions**

SO252050
~~SO251408~~

Corporate Office
5300 N 33rd St. - Milwaukee, WI 53209
Phone: 800-842-9792 Fax: 414-461-3812

# BILL OF LADING

| 1. Shipper ID Number | 2. Page 1 of | 3. Emergency Response Phone | 4. Tracking Number |
|---|---|---|---|
| NCVSQG | | (800) 814-1204 | CES 141884 |

**SHIPPER**

5. Shipper's Name and Mailing Address
Colonial Pipeline Company
14108 Huntersville-Concord Road
Huntersvile North Carolina 28078
Shipper's Phone:

Shipper's Site Address (if different than mailing address)
Colonial Pipeline Company
14108 Huntersville-Concord Road
Huntersvile North Carolina 28078

6. Transporter 1 Company Name: Covanta Environmental Solutions
U.S. EPA ID Number: PAR000043026

7. Transporter 2 Company Name:
U.S. EPA ID Number:

8. Consignee Name and Site Address
Covanta Environmental Solutions LLC
2503 Fayetteville Street
Asheboro NC 27203 (336) 683-0911
Facility's Phone:
U.S. EPA ID Number: NCR000135384

| HM | 9. Shipping Name and Description | 10. Containers No. | 10. Containers Type | 11. Total Quantity | 12. Unit Wt./Vol. | |
|---|---|---|---|---|---|---|
| X | 1. NA1993, Combustible liquid, n.o.s., (Contains <10% Gasoline), Comb liq, III, ERG# 128 | 01 | TT | 5725 | G | PLACARD? YES ☐ NO ☐ None |
| | 2. | | | | | PLACARD? YES ☐ NO ☐ |
| | 3. | | | | | PLACARD? YES ☐ NO ☐ |
| | 4. | | | | | PLACARD? YES ☐ NO ☐ |

13. Special Handling Instructions and Additional Information
1 5005955 Petroleum Contact Water CWT: N/A PO#:

RD4
Trailer #33
Emergency Response Guide On board
Site arrival time 1405
Site departure time 1435
www.covanta.com

**14. SHIPPER'S CERTIFICATION:** I certify the materials are accurately described.
Shipper's/Offeror's Printed/Typed Name: Tim Moyer for Adam Harris @ CPL
Signature: T. L. Moyer
Month 12 Day 21 Year 21

**INT'L**
15. International Shipments ☐ Import to U.S. ☐ Export from U.S. Port of entry/exit:
Transporter Signature (for exports only): Date leaving U.S.:

**TRANSPORTER**
16. Transporter Acknowledgment of Receipt of Materials
Transporter 1 Printed/Typed Name: Jamie Mendez
Signature: Jamie Mendez
Month 12 Day 21 Year 21
Transporter 2 Printed/Typed Name:
Signature:
Month Day Year

**DESIGNATED CONSIGNEE**
17. Discrepancy
17a. Discrepancy Indication Space ☐ Quantity ☐ Type ☐ Residue ☐ Partial Rejection ☐ Full Rejection
Bill of Lading Reference Number:
17b. Alternate Consignee (or Shipper)
U.S. EPA ID Number:
Facility's Phone:
17c. Signature of Alternate Consignee (or Shipper)
Month Day Year

18. Designated Receiving Facility Owner or Operator: Certification of receipt of materials covered by the bill of lading except as noted in Item 17a
Printed/Typed Name: Kaline Davis
Signature:
Month 12 Day 22 Year 21

**COVANTA**
**Environmental Solutions**

Corporate Office
5300 N 33rd St. - Milwaukee, WI 53209
Phone: 800-842-9792 Fax: 414-461-3812

SO251610

| BILL OF LADING | 1. Shipper ID Number | 2. Page 1 of | 3. Emergency Response Phone | 4. Tracking Number |
|---|---|---|---|---|
| | NCVSQG | | (800) 814-1204 | CES 141810 |

**SHIPPER**

5. Shipper's Name and Mailing Address
Colonial Pipeline Company
14108 Huntersville-Concord Road
Huntersvile North Carolina 28078
Shipper's Phone:

Shipper's Site Address (if different than mailing address)
Colonial Pipeline Company
14108 Huntersville-Concord Road
Huntersvile North Carolina 28078

6. Transporter 1 Company Name: Covanta Environmental Solutions
U.S. EPA ID Number: PAR000043026

7. Transporter 2 Company Name:
U.S. EPA ID Number:

8. Consignee Name and Site Address
Covanta Environmental Solutions LLC
2503 Fayetteville Street
Asheboro NC 27203 (336) 683-0911
Facility's Phone:
U.S. EPA ID Number: NCR000135384

| HM | 9. Shipping Name and Description | 10. Containers No. | 10. Containers Type | 11. Total Quantity | 12. Unit Wt./Vol. | |
|---|---|---|---|---|---|---|
| | 1. X NA1993, Combustible liquid, n.o.s., (Contains <10% Gasoline), Comb liq, III, ERG# 128 | 01 | TT | 5175 | G | PLACARD? YES ☐ NO ☐ |
| | 2. | | | | | PLACARD? YES ☐ NO ☐ |
| | 3. | | | | | PLACARD? YES ☐ NO ☐ |
| | 4. | | | | | PLACARD? YES ☐ NO ☐ |

13. Special Handling Instructions and Additional Information
1 5005955 Petroleum Contact Water CWT: N/A PO#:

RS 41
Trailer # 33
Emergency Response Guide On-board
Site arrival time 1220 PM
Site departure time 1300
www.covanta.com

**14. SHIPPER'S CERTIFICATION:** I certify the materials are accurately described.

Shipper's/Offeror's Printed/Typed Name: Tim Moyer for Adam Harris @ CPL
Signature: T. L. Moyer
Month 12 Day 22 Year 21

**INT'L**

15. International Shipments ☐ Import to U.S. ☐ Export from U.S. Port of entry/exit:
Transporter Signature (for exports only): Date leaving U.S.:

**TRANSPORTER**

16. Transporter Acknowledgment of Receipt of Materials

Transporter 1 Printed/Typed Name: Jamie Moretta
Signature: Jamie Moretta
Month 12 Day 22 Year 21

Transporter 2 Printed/Typed Name:
Signature:
Month Day Year

**DESIGNATED CONSIGNEE**

17. Discrepancy

17a. Discrepancy Indication Space ☐ Quantity ☐ Type ☐ Residue ☐ Partial Rejection ☐ Full Rejection

Bill of Lading Reference Number:

17b. Alternate Consignee (or Shipper)
U.S. EPA ID Number:
Facility's Phone:

17c. Signature of Alternate Consignee (or Shipper)
Month Day Year

18. Designated Receiving Facility Owner or Operator: Certification of receipt of materials covered by the bill of lading except as noted in Item 17a.

Printed/Typed Name: Kaline Davis
Signature:
Month 12 Day 22 Year 21

**COVANTA**
**Environmental Solutions**

RS-40
TR-18

SO251568

Corporate Office
5300 N 33rd St. - Milwaukee, WI 53209
Phone: 800-842-9792 Fax: 414-461-3812

# BILL OF LADING

| 1. Shipper ID Number | 2. Page 1 of | 3. Emergency Response Phone | 4. Tracking Number |
|---|---|---|---|
| NCVSQG | | (800) 814-1204 | CES 141815 |

**SHIPPER**

5. Shipper's Name and Mailing Address
Colonial Pipeline Company
14108 Huntersville-Concord Road
Huntersvile North Carolina 28078
Shipper's Phone:

Shipper's Site Address (if different than mailing address)
Colonial Pipeline Company
14108 Huntersville-Concord Road
Huntersvile North Carolina 28078

6. Transporter 1 Company Name: Covanta Environmental Solutions
U.S. EPA ID Number: PAR000043026

7. Transporter 2 Company Name:
U.S. EPA ID Number:

8. Consignee Name and Site Address
Covanta Environmental Solutions LLC
2503 Fayetteville Street
Asheboro NC 27203 (336) 683-0911
Facility's Phone:

U.S. EPA ID Number: NCR000135384

| HM | 9. Shipping Name and Description | 10. Containers No. | 10. Containers Type | 11. Total Quantity | 12. Unit Wt./Vol. | |
|---|---|---|---|---|---|---|
| | 1. X NA1993, Combustible liquid, n.o.s., (Contains <10% Gasoline), Comb liq, III, ERG# 128 | 1 | TT | 5125 | G | PLACARD? YES ☐ None NO ☐ |
| | 2. | | | | | PLACARD? YES ☐ NO ☐ |
| | 3. | | | | | PLACARD? YES ☐ NO ☐ |
| | 4. | | | | | PLACARD? YES ☐ NO ☐ |

13. Special Handling Instructions and Additional Information
1 5005955 Petroleum Contact Water CWT: N/A PO#:

Trailer # TR-18
Emergency Response Guide On-board
Site arrival time 10:30
Site departure time 12:50
www.covanta.com

**14. SHIPPER'S CERTIFICATION:** I certify the materials are accurately described.

Shipper's/Offeror's Printed/Typed Name: Tim Moyer for Adam Harris@CPL
Signature: T. L-Moy
Month 12 Day 22 Year 21

**INT'L**

15. International Shipments ☐ Import to U.S. ☐ Export from U.S. Port of entry/exit:
Transporter Signature (for exports only): Date leaving U.S.:

**TRANSPORTER**

16. Transporter Acknowledgment of Receipt of Materials

Transporter 1 Printed/Typed Name: Bill Johnston
Signature: Bill Johnston
Month 12 Day 22 Year 21

Transporter 2 Printed/Typed Name:
Signature:
Month Day Year

**DESIGNATED CONSIGNEE**

17. Discrepancy

17a. Discrepancy Indication Space ☐ Quantity ☐ Type ☐ Residue ☐ Partial Rejection ☐ Full Rejection

Bill of Lading Reference Number:

17b. Alternate Consignee (or Shipper)
U.S. EPA ID Number:
Facility's Phone:

17c. Signature of Alternate Consignee (or Shipper)
Month Day Year

18. Designated Receiving Facility Owner or Operator: Certification of receipt of materials covered by the bill of lading except as noted in Item 17a

Printed/Typed Name: Jerry Ferrell
Signature:
Month 12 Day 22 Year 21

**COVANTA**
**Environmental Solutions**

Corporate Office
5300 N 33rd St. - Milwaukee, WI 53209
Phone: 800-842-9792 Fax: 414-461-3812

SO251602

| BILL OF LADING | 1. Shipper ID Number | 2. Page 1 of | 3. Emergency Response Phone | 4. Tracking Number |
|---|---|---|---|---|
| | NCVSQG | | (800) 814-1204 | CES 141814 |

SHIPPER

5. Shipper's Name and Mailing Address
Colonial Pipeline Company
14108 Huntersville-Concord Road
Huntersvile North Carolina 28078
Shipper's Phone:

Shipper's Site Address (if different than mailing address)
Colonial Pipeline Company
14108 Huntersville-Concord Road
Huntersvile North Carolina 28078

6. Transporter 1 Company Name: Covanta Environmental Solutions
U.S. EPA ID Number: PAR000043026

7. Transporter 2 Company Name:
U.S. EPA ID Number:

8. Consignee Name and Site Address
Covanta Environmental Solutions LLC
2503 Fayetteville Street
Asheboro NC 27203 (336) 683-0911
Facility's Phone:
U.S. EPA ID Number: NCR000135384

| HM | 9. Shipping Name and Description | 10. Containers No. | 10. Containers Type | 11. Total Quantity | 12. Unit Wt./Vol. | |
|---|---|---|---|---|---|---|
| | 1. X NA1993, Combustible liquid, n.o.s., (Contains <10% Gasoline), Comb liq, III, ERG# 128 | 01 | TT | 5125 | G | PLACARD? YES ☐ NO ☐ None |
| | 2. | | | | | PLACARD? YES ☐ NO ☐ |
| | 3. | | | | | PLACARD? YES ☐ NO ☐ |
| | 4. | | | | | PLACARD? YES ☐ NO ☐ |

13. Special Handling Instructions and Additional Information

1 5005955 Petroleum Contact Water CWT: N/A PO#:

RA 41
Trailer # 33
Emergency Response Guide On-board
Site arrival time 0820
Site departure time 0855
www.covanta.com

14. **SHIPPER'S CERTIFICATION:** I certify the materials are accurately described.

Shipper's/Offeror's Printed/Typed Name: Tim Moyer for Adam Harris @ CPL
Signature: T. L. Moy
Month 12 Day 22 Year 21

INT'L

15. International Shipments ☐ Import to U.S. ☐ Export from U.S. Port of entry/exit:
Transporter Signature (for exports only): Date leaving U.S.:

TRANSPORTER

16. Transporter Acknowledgment of Receipt of Materials

Transporter 1 Printed/Typed Name: [illegible]
Signature: [illegible]
Month 12 Day 22 Year 21

Transporter 2 Printed/Typed Name:
Signature:
Month Day Year

DESIGNATED CONSIGNEE

17. Discrepancy

17a. Discrepancy Indication Space ☐ Quantity ☐ Type ☐ Residue ☐ Partial Rejection ☐ Full Rejection

Bill of Lading Reference Number:

17b. Alternate Consignee (or Shipper)
U.S. EPA ID Number
Facility's Phone:

17c. Signature of Alternate Consignee (or Shipper)
Month Day Year

18. Designated Receiving Facility Owner or Operator: Certification of receipt of materials covered by the bill of lading except as noted in Item 17a

Printed/Typed Name: Kaline Davis
Signature: [illegible]
Month 12 Day 22 Year 21

**COVANTA**
**Environmental Solutions**

RD-40
TR-18

Corporate Office
5300 N 33rd St. - Milwaukee, WI 53209
Phone: 800-842-9792 Fax: 414-461-3812

SO251566

# BILL OF LADING

| 1. Shipper ID Number | 2. Page 1 of | 3. Emergency Response Phone | 4. Tracking Number |
|---|---|---|---|
| NCVSQG | | (800) 814-1204 | CES 141816 |

**SHIPPER**

5. Shipper's Name and Mailing Address
Colonial Pipeline Company
14108 Huntersville-Concord Road
Huntersvile North Carolina 28078
Shipper's Phone:

Shipper's Site Address (if different than mailing address)
Colonial Pipeline Company
14108 Huntersville-Concord Road
Huntersvile North Carolina 28078

6. Transporter 1 Company Name
Covanta Environmental Solutions

U.S. EPA ID Number
PAR000043026

7. Transporter 2 Company Name

U.S. EPA ID Number

8. Consignee Name and Site Address
Covanta Environmental Solutions LLC
2503 Fayetteville Street
Asheboro NC 27203 (336) 683-0911
Facility's Phone:

U.S. EPA ID Number
NCR000135384

| HM | 9. Shipping Name and Description | 10. Containers No. | 10. Containers Type | 11. Total Quantity | 12. Unit Wt./Vol. | |
|---|---|---|---|---|---|---|
| | 1. X NA1993, Combustible liquid, n.o.s., (Contains <10% Gasoline), Comb liq, III, ERG# 128 | 1 | TT | 5179 | G | PLACARD? YES ☐ NO ☐ None |
| | 2. | | | | | PLACARD? YES ☐ NO ☐ |
| | 3. | | | | | PLACARD? YES ☐ NO ☐ |
| | 4. | | | | | PLACARD? YES ☐ NO ☐ |

13. Special Handling Instructions and Additional Information
1 5005955 Petroleum Contact Water CWT: N/A PO#:

Trailer # TR-18
Emergency Response Guide On board
Site arrival time 7:50 AM
Site departure time 8:20 AM
www.covanta.com

**14. SHIPPER'S CERTIFICATION:** I certify the materials are accurately described.

| Shipper's/Offeror's Printed/Typed Name | Signature | Month | Day | Year |
|---|---|---|---|---|
| Tim Moyer for Adam Harris @ CPL | J. L. Moy | 12 | 22 | 21 |

**INT'L**

15. International Shipments ☐ Import to U.S. ☐ Export from U.S. Port of entry/exit:
Transporter Signature (for exports only): Date leaving U.S.:

**TRANSPORTER**

16. Transporter Acknowledgment of Receipt of Materials

| Transporter 1 Printed/Typed Name | Signature | Month | Day | Year |
|---|---|---|---|---|
| Bill Johnston | Bill Johnston | 12 | 22 | 21 |
| Transporter 2 Printed/Typed Name | Signature | Month | Day | Year |
| | | | | |

**DESIGNATED CONSIGNEE**

17. Discrepancy

17a. Discrepancy Indication Space ☐ Quantity ☐ Type ☐ Residue ☐ Partial Rejection ☐ Full Rejection

Bill of Lading Reference Number:

17b. Alternate Consignee (or Shipper)

U.S. EPA ID Number

Facility's Phone:

17c. Signature of Alternate Consignee (or Shipper) Month Day Year

18. Designated Receiving Facility Owner or Operator: Certification of receipt of materials covered by the bill of lading except as noted in Item 17a

| Printed/Typed Name | Signature | Month | Day | Year |
|---|---|---|---|---|
| Sherry Ferrell | Sherry Ferrell | 12 | 22 | 21 |

**COVANTA**
**Environmental Solutions**

RD-40
TR-18

SO251615

Corporate Office
5300 N 33rd St. - Milwaukee, WI 53209
Phone: 800-842-9792 Fax: 414-461-3812

# BILL OF LADING

| 1. Shipper ID Number | 2. Page 1 of | 3. Emergency Response Phone | 4. Tracking Number |
|---|---|---|---|
| NCVSQG | | (800) 814-1204 | CES 141897 |

**SHIPPER**

5. Shipper's Name and Mailing Address
Colonial Pipeline Company
14108 Huntersville-Concord Road
Huntersvile North Carolina 28078
Shipper's Phone:

Shipper's Site Address (if different than mailing address)
Colonial Pipeline Company
14108 Huntersville-Concord Road
Huntersvile North Carolina 28078

6. Transporter 1 Company Name: Covanta Environmental Solutions
U.S. EPA ID Number: PAR000043026

7. Transporter 2 Company Name:
U.S. EPA ID Number:

8. Consignee Name and Site Address
Covanta Environmental Solutions LLC
2503 Fayetteville Street
Asheboro NC 27203 (336) 683-0911
Facility's Phone:
U.S. EPA ID Number: NCR000135384

| HM | 9. Shipping Name and Description | 10. Containers No. | 10. Containers Type | 11. Total Quantity | 12. Unit Wt./Vol. | |
|---|---|---|---|---|---|---|
| | 1. X NA1993, Combustible liquid, n.o.s., (Contains <10% Gasoline), Comb liq, III, ERG# 128 | 1 | TT | 5179 | G | PLACARD? YES ☐ NO ☐ None |
| | 2. | | | | | PLACARD? YES ☐ NO ☐ |
| | 3. | | | | | PLACARD? YES ☐ NO ☐ |
| | 4. | | | | | PLACARD? YES ☐ NO ☐ |

13. Special Handling Instructions and Additional Information
1 5005955 Petroleum Contact Water CWT: N/A PO#:

Trailer # TR-18
Emergency Response Guide On-board
Site arrival time 1:00 PM
Site departure time 2:00 PM
www.covanta.com

**14. SHIPPER'S CERTIFICATION:** I certify the materials are accurately described.
Shipper's/Offeror's Printed/Typed Name: Tim Moye for Adam Harris @ CPL
Signature: T. L. Moye
Month 12 Day 22 Year 21

**INT'L**

15. International Shipments ☐ Import to U.S. ☐ Export from U.S. Port of entry/exit:
Transporter Signature (for exports only): Date leaving U.S.:

**TRANSPORTER**

16. Transporter Acknowledgment of Receipt of Materials
Transporter 1 Printed/Typed Name: Bill Johnston
Signature: Bill Johnston
Month 12 Day 22 Year 21
Transporter 2 Printed/Typed Name:
Signature:
Month Day Year

**DESIGNATED CONSIGNEE**

17. Discrepancy
17a. Discrepancy Indication Space ☐ Quantity ☐ Type ☐ Residue ☐ Partial Rejection ☐ Full Rejection
Bill of Lading Reference Number:
17b. Alternate Consignee (or Shipper)
U.S. EPA ID Number:
Facility's Phone:
17c. Signature of Alternate Consignee (or Shipper)
Month Day Year

18. Designated Receiving Facility Owner or Operator: Certification of receipt of materials covered by the bill of lading except as noted in Item 17a
Printed/Typed Name: Kaline Davis
Signature:
Month 12 Day 22 Year 21

**COVANTA**
**Environmental Solutions**

RD-40
TR-18

SO251608

Corporate Office
5300 N 33rd St. - Milwaukee, WI 53209
Phone: 800-842-9792 Fax: 414-461-3812

# BILL OF LADING

| 1. Shipper ID Number | 2. Page 1 of | 3. Emergency Response Phone | 4. Tracking Number |
|---|---|---|---|
| NCVSQG | | (800) 814-1204 | CES 141813 |

**SHIPPER**

5. Shipper's Name and Mailing Address
Colonial Pipeline Company
14108 Huntersville-Concord Road
Huntersvile North Carolina 28078
Shipper's Phone:

Shipper's Site Address (if different than mailing address)
Colonial Pipeline Company
14108 Huntersville-Concord Road
Huntersvile North Carolina 28078

6. Transporter 1 Company Name: Covanta Environmental Solutions
U.S. EPA ID Number: PAR000043026

7. Transporter 2 Company Name:
U.S. EPA ID Number:

8. Consignee Name and Site Address
Covanta Environmental Solutions LLC
2503 Fayetteville Street
Asheboro NC 27203 (336) 683-0911
Facility's Phone:
U.S. EPA ID Number: NCR000135384

| HM | 9. Shipping Name and Description | 10. Containers No. | 10. Containers Type | 11. Total Quantity | 12. Unit Wt./Vol. | |
|---|---|---|---|---|---|---|
| | 1. X NA1993, Combustible liquid, n.o.s., (Contains <10% Gasoline), Comb liq, III, ERG# 128 | 1 | TT | 5125 | G | PLACARD? YES ☐ None NO ☐ |
| | 2. | | | | | PLACARD? YES ☐ NO ☐ |
| | 3. | | | | | PLACARD? YES ☐ NO ☐ |
| | 4. | | | | | PLACARD? YES ☐ NO ☐ |

13. Special Handling Instructions and Additional Information
1 5005955 Petroleum Contact Water CWT: N/A PO#:

Trailer # TR-18
Emergency Response Guide On-boar
Site arrival time 8:00 AM
Site departure time 8:45
www.covanta.com

**14. SHIPPER'S CERTIFICATION:** I certify the materials are accurately described.

Shipper's/Offeror's Printed/Typed Name: Tim Moyer for Adam Harris @ CPL
Signature: T.L Moy
Month 12 Day 23 Year 21

**INT'L**

15. International Shipments ☐ Import to U.S. ☐ Export from U.S. Port of entry/exit:
Transporter Signature (for exports only): Date leaving U.S.:

**TRANSPORTER**

16. Transporter Acknowledgment of Receipt of Materials

Transporter 1 Printed/Typed Name: Bill Johnston
Signature: Bill Johnston
Month 12 Day 23 Year 21

Transporter 2 Printed/Typed Name:
Signature:
Month Day Year

**DESIGNATED CONSIGNEE**

17. Discrepancy

17a. Discrepancy Indication Space ☐ Quantity ☐ Type ☐ Residue ☐ Partial Rejection ☐ Full Rejection

Bill of Lading Reference Number:

17b. Alternate Consignee (or Shipper)
U.S. EPA ID Number:
Facility's Phone:

17c. Signature of Alternate Consignee (or Shipper)
Month Day Year

18. Designated Receiving Facility Owner or Operator: Certification of receipt of materials covered by the bill of lading except as noted in Item 17a

Printed/Typed Name: Kaline Davis
Signature:
Month 12 Day 23 Year 21

**COVANTA**
**Environmental Solutions**

TK #98 / TRL # 60 SO251969

Corporate Office
5300 N 33rd St. - Milwaukee, WI 53209
Phone: 800-842-9792 Fax: 414-461-3812

**BILL OF LADING**

| 1. Shipper ID Number | 2. Page 1 of | 3. Emergency Response Phone | 4. Tracking Number |
|---|---|---|---|
| NCVSQG | | (800) 814-1204 | CES 152302 |

**SHIPPER**

5. Shipper's Name and Mailing Address
Colonial Pipeline Company
14108 Huntersville-Concord Road
Huntersvile North Carolina 28078
Shipper's Phone:

Shipper's Site Address (if different than mailing address)
Colonial Pipeline Company
14108 Huntersville-Concord Road
Huntersvile North Carolina 28078

6. Transporter 1 Company Name: Covanta Environmental Solutions — U.S. EPA ID Number: PAR000043026

7. Transporter 2 Company Name — U.S. EPA ID Number:

8. Consignee Name and Site Address
Covanta Environmental Solutions LLC
2503 Fayetteville Street
Asheboro NC 27203 (336) 683-0911
Facility's Phone:

U.S. EPA ID Number: NCR000135384

| HM | 9. Shipping Name and Description | 10. Containers No. | 10. Containers Type | 11. Total Quantity | 12. Unit Wt./Vol. | |
|---|---|---|---|---|---|---|
| X | 1. NA1993, Combustible liquid, n.o.s., (Contains <10% Gasoline), Comb liq, III, ERG# 128 | 1 | TT | 5125 | G | PLACARD? YES ☐ NO ☐ None |
| | 2. | | | | | PLACARD? YES ☐ NO ☐ |
| | 3. | | | | | PLACARD? YES ☐ NO ☐ |
| | 4. | | | | | PLACARD? YES ☐ NO ☐ |

13. Special Handling Instructions and Additional Information
1 5005955 Petroleum Contact Water CWT: N/A PO#:

Trailer #:
Emergency Response Guide On-board
Site arrival time: 8:15
Site departure time: 9:30
www.covanta.com

**14. SHIPPER'S CERTIFICATION:** I certify the materials are accurately described.

| Shipper's/Offeror's Printed/Typed Name | Signature | Month | Day | Year |
|---|---|---|---|---|
| Tim Moyer for Adam Harris for CPL | T. L. Moy | 12 | 23 | 21 |

**INT'L**

15. International Shipments ☐ Import to U.S. ☐ Export from U.S. Port of entry/exit:
Transporter Signature (for exports only): Date leaving U.S.:

**TRANSPORTER**

16. Transporter Acknowledgment of Receipt of Materials

| Transporter 1 Printed/Typed Name | Signature | Month | Day | Year |
|---|---|---|---|---|
| Bobby Jarrett | Bobby Jarrett | 12 | 23 | 21 |
| Transporter 2 Printed/Typed Name | Signature | Month | Day | Year |
| | | | | |

**DESIGNATED CONSIGNEE**

17. Discrepancy
17a. Discrepancy Indication Space ☐ Quantity ☐ Type ☐ Residue ☐ Partial Rejection ☐ Full Rejection
Bill of Lading Reference Number:

17b. Alternate Consignee (or Shipper) — U.S. EPA ID Number
Facility's Phone:

17c. Signature of Alternate Consignee (or Shipper) — Month Day Year

18. Designated Receiving Facility Owner or Operator: Certification of receipt of materials covered by the bill of lading except as noted in Item 17a

| Printed/Typed Name | Signature | Month | Day | Year |
|---|---|---|---|---|
| Sherry Ecord | | 12 | 23 | 21 |

**COVANTA**
**Environmental Solutions**

TK #38 / TRL #60 SO251971

Corporate Office
5300 N 33rd St. - Milwaukee, WI 53209
Phone: 800-842-9792 Fax: 414-461-3812

# BILL OF LADING

| 1. Shipper ID Number | 2. Page 1 of | 3. Emergency Response Phone | 4. Tracking Number |
|---|---|---|---|
| NCVSQG | | (800) 814-1204 | CES 152301 |

**5. Shipper's Name and Mailing Address**
Colonial Pipeline Company
14108 Huntersville-Concord Road
Huntersvile North Carolina 28078
Shipper's Phone:

**Shipper's Site Address (if different than mailing address)**
Colonial Pipeline Company
14108 Huntersville-Concord Road
Huntersvile North Carolina 28078

**6. Transporter 1 Company Name**
Covanta Environmental Solutions
U.S. EPA ID Number: PAR000043026

**7. Transporter 2 Company Name**
U.S. EPA ID Number:

**8. Consignee Name and Site Address**
Covanta Environmental Solutions LLC
2503 Fayetteville Street
Asheboro NC 27203 (336) 683-0911
Facility's Phone:
U.S. EPA ID Number: NCR000135384

| HM | 9. Shipping Name and Description | 10. Containers No. | 10. Containers Type | 11. Total Quantity | 12. Unit Wt./Vol. | |
|---|---|---|---|---|---|---|
| X | 1. NA1993, Combustible liquid, n.o.s., (Contains <10% Gasoline), Comb liq, III, ERG# 128 | 1 | TT | 5725 | G | PLACARD? None YES ☐ NO ☐ |
| | 2. | | | | | PLACARD? YES ☐ NO ☐ |
| | 3. | | | | | PLACARD? YES ☐ NO ☐ |
| | 4. | | | | | PLACARD? YES ☐ NO ☐ |

**13. Special Handling Instructions and Additional Information**
1 5005955 Petroleum Contact Water CWT: N/A PO#:

Trailer #_____
Emergency Response Guide On-board
Site arrival time 11:50
Site departure time 12:20
www.covanta.com

**14. SHIPPER'S CERTIFICATION:** I certify the materials are accurately described.

Shipper's/Offeror's Printed/Typed Name: Tim Moyer for Adam Harris@CPL
Signature: T.L. Moy
Month 12 Day 23 Year 21

**15. International Shipments** ☐ Import to U.S. ☐ Export from U.S. Port of entry/exit:
Transporter Signature (for exports only): Date leaving U.S.:

**16. Transporter Acknowledgment of Receipt of Materials**

Transporter 1 Printed/Typed Name: Bobby Jarrett
Signature: Bobby Jarrett
Month 12 Day 23 Year 21

Transporter 2 Printed/Typed Name:
Signature:
Month Day Year

**17. Discrepancy**

17a. Discrepancy Indication Space ☐ Quantity ☐ Type ☐ Residue ☐ Partial Rejection ☐ Full Rejection

Bill of Lading Reference Number:

17b. Alternate Consignee (or Shipper)
U.S. EPA ID Number:
Facility's Phone:

17c. Signature of Alternate Consignee (or Shipper)
Month Day Year

**18. Designated Receiving Facility Owner or Operator: Certification of receipt of materials covered by the bill of lading except as noted in Item 17a**

Printed/Typed Name: Kaline Davis
Signature:
Month 12 Day 23 Year 21

**COVANTA**
**Environmental Solutions**

RD-40
TR-18

SO251968

Corporate Office
5300 N 33rd St. - Milwaukee, WI 53209
Phone: 800-842-9792 Fax: 414-461-3812

# BILL OF LADING

| 1. Shipper ID Number | 2. Page 1 of | 3. Emergency Response Phone | 4. Tracking Number |
|---|---|---|---|
| NCVSQG | | (800) 814-1204 | CES 152308 |

**SHIPPER**

5. Shipper's Name and Mailing Address
Colonial Pipeline Company
14108 Huntersville-Concord Road
Huntersvile North Carolina 28078
Shipper's Phone:

Shipper's Site Address (if different than mailing address)
Colonial Pipeline Company
14108 Huntersville-Concord Road
Huntersvile North Carolina 28078

6. Transporter 1 Company Name: Covanta Environmental Solutions
U.S. EPA ID Number: PAR000043026

7. Transporter 2 Company Name:
U.S. EPA ID Number:

8. Consignee Name and Site Address
Covanta Environmental Solutions LLC
2503 Fayetteville Street
Asheboro NC 27203 (336) 683-0911
Facility's Phone:
U.S. EPA ID Number: NCR000135384

| HM | 9. Shipping Name and Description | 10. Containers No. | 10. Containers Type | 11. Total Quantity | 12. Unit Wt./Vol. | |
|---|---|---|---|---|---|---|
| X | 1. NA1993, Combustible liquid, n.o.s., (Contains <10% Gasoline), Comb liq, III, ERG# 128 | 1 | TT | 5076 | G | PLACARD? YES ☐ None NO ☐ |
| | 2. | | | | | PLACARD? YES ☐ NO ☐ |
| | 3. | | | | | PLACARD? YES ☐ NO ☐ |
| | 4. | | | | | PLACARD? YES ☐ NO ☐ |

13. Special Handling Instructions and Additional Information
1 5005955 Petroleum Contact Water CWT: N/A PO#:

Trailer # TR-18
Emergency Response Guide On-board
Site arrival time 12:20 PM
Site departure time 1:20 PM
www.covanta.com

**14. SHIPPER'S CERTIFICATION:** I certify the materials are accurately described.
Shipper's/Offeror's Printed/Typed Name: Tim Moyer for Adam Harris @ CPL
Signature: J.L. Moy
Month 12 Day 23 Year 21

**INT'L**

15. International Shipments ☐ Import to U.S. ☐ Export from U.S. Port of entry/exit:
Transporter Signature (for exports only): Date leaving U.S.:

**TRANSPORTER**

16. Transporter Acknowledgment of Receipt of Materials
Transporter 1 Printed/Typed Name: Bill Johnston
Signature: Bill Johnston
Month 12 Day 23 Year 21
Transporter 2 Printed/Typed Name:
Signature:
Month Day Year

**DESIGNATED CONSIGNEE**

17. Discrepancy
17a. Discrepancy Indication Space ☐ Quantity ☐ Type ☐ Residue ☐ Partial Rejection ☐ Full Rejection
Bill of Lading Reference Number:
17b. Alternate Consignee (or Shipper)
U.S. EPA ID Number:
Facility's Phone:
17c. Signature of Alternate Consignee (or Shipper)
Month Day Year

18. Designated Receiving Facility Owner or Operator: Certification of receipt of materials covered by the bill of lading except as noted in Item 17a
Printed/Typed Name: Kaline Davis
Signature:
Month 12 Day 23 Year 21

# STRAIGHT BILL OF LADING

ORIGINAL — NOT NEGOTIABLE

Page 1 of 1

Covanta Envi Solutions
(Name of carrier) (SCAC)

Shipper No. _____

Carrier No. SO251989

Date 12/24/21

On Collect on Delivery shipments, the letters "COD" must appear before consignee's name or as otherwise provided in Item 430, Sec.1.

**TO:** Covanta Envi Solutions
Consignee

Street 2503 N. Fayetteville St.

City Asheboro State NC Zip Code

**FROM:**
Shipper Colonial Pipeline

Street 44108 Huntersville-Concord Rd

City Huntersville, NC State 28078 Zip Code

24 hr. Emergency Contact Tel. No. _____

Route

Vehicle Number

| No. of Units & Container Type | HM | BASIC DESCRIPTION UN or NA Number, Proper Shipping Name, Hazard Class, Packing Group | TOTAL QUANTITY (Weight, Volume, Gallons, etc.) | WEIGHT (Subject to Correction) | RATE | CHARGES (For Carrier Use Only) |
|---|---|---|---|---|---|---|
| 1 | | | 5125 | G | | |
| | | NA1993, Combustible liquid, n.o.s., | | | | |
| | | (Contains <10% Gasoline),Comb liq, III, ERG# 128 | | | | |
| | | Arrived at - 7:45 | | | | |
| | | Departed At - 8:15 | | | | |
| | | Tkt# 38 / Trc # 60 | | | | |

Kaline Davis 12/24/21

**PLACARDS TENDERED: YES ☐ NO ☐**

**Note** — (1) Where the rate is dependent on value, shippers are required to state specifically in writing the agreed or declared value of the property, as follows: "The agreed or declared value of the property is hereby specifically stated by the shipper to be not exceeding _____ per _____."
(2) Where the applicable tariff provisions specify a limitation of the carrier's liability absent a release or a value declaration by the shipper and the shipper does not release the carrier's liability or declare a value, the carrier's liability shall be limited to the extent provided by such provisions. See NMFC Item 172.
(3) Commodities requiring special or additional care or attention in handling or stowing must be so marked and packaged as to ensure safe transportation. See Section 2(e) of item 360, Bills of Lading, Freight Bills and Statements of Charges and Section 1(a) of the Contract Terms and Conditions for a list of such articles.

I hereby declare that the contents of this consignment are fully and accurately described above by the proper shipping name and are classified, packaged, marked and labelled/placarded, and are in all respects in proper condition for transport according to applicable international and national governmental regulations.

_____ Signature

REMIT C.O.D. TO: ADDRESS

**COD** Amt: $

C.O.D. FEE: PREPAID ☐ COLLECT ☐ $

Subject to Section 7 of the conditions, if this shipment is to be delivered to the consignee without recourse on the consignor, the consignor shall sign the following statement:
The carrier shall not make delivery of this shipment without payment of freight and all other lawful charges.

_____ (Signature of Consignor)

**TOTAL CHARGES** $

FREIGHT CHARGES
FREIGHT PREPAID except when box at right is checked ☐ Check box if charges are to be collect

RECEIVED, subject to the classifications and tariffs in effect on the date of the issue of this Bill of Lading, the property described above in apparent good order, except as noted (contents and condition of contents of packages unknown), marked, consigned, and destined as indicated above which said carrier (the word carrier being understood throughout this contract as meaning any person or corporation in possession of the property under the contract) agrees to carry to its usual place of delivery at said destination, if on its route, otherwise to deliver to another carrier on the route to said destination. It is mutually agreed as to each carrier of all or any of, said property over all or any portion of said route to destination and as to each party at any time interested in all or any said property, that every service to be performed hereunder shall be subject to all the bill of lading terms and conditions in the governing classification on the date of shipment.

Shipper hereby certifies that he is familiar with all the lading terms and conditions in the governing classification and the said terms and conditions are hereby agreed to by the shipper and accepted for himself and his assigns.

SHIPPER Tim Moyer for Adam Harris @ CPL

PER J. L. Moyer

CARRIER CES

PER Bobby Jarrett

DATE 12/24/21

1

Permanent post-office address of shipper.

PRINTED ON RECYCLED PAPER USING SOYBEAN INK PRINTED WITH SOY INK

STYLE F370-3 © 2012 LABELMASTER® (800) 621-5808 www.labelmaster.com

# STRAIGHT BILL OF LADING

ORIGINAL — NOT NEGOTIABLE

Page 1 of 1

Covanta Envi Solutions
(Name of carrier) (SCAC)

Shipper No. _____

Carrier No. 30251990

Date 12-24-21

On Collect on Delivery shipments, the letters "COD" must appear before consignee's name or as otherwise provided in Item 430, Sec.1.

TO: Covanta Envi Solutions
Consignee

Street 2503 N. Fayetteville St.

City Asheboro State NC Zip Code

FROM:
Shipper Colonial Pipeline

Street 4108 Huntersville-Concord Rd

City Huntersville, NC State 28078 Zip Code

24 hr. Emergency Contact Tel. No. _____

Route

Vehicle Number

| No. of Units & Container Type | HM | BASIC DESCRIPTION UN or NA Number, Proper Shipping Name, Hazard Class, Packing Group | TOTAL QUANTITY (Weight, Volume, Gallons, etc.) | WEIGHT (Subject to Correction) | RATE | CHARGES (For Carrier Use Only) |
|---|---|---|---|---|---|---|
| | | | 5076 G | | | |
| | | NA1993, Combustible liquid, n.o.s., | | | | |
| | | (Contains <10% Gasoline),Comb liq, III, ERG# 128 | | | | |
| | | | | | | |
| | | | | | | |
| | | IN: 12:20 PM RD-40 | Kaline Davis | Kal | | 12/24/21 |
| | | OUT: 1:20 PM TR-18 | | | | |

PLACARDS TENDERED: YES ☐ NO ☐

**Note** — (1) Where the rate is dependent on value, shippers are required to state specifically in writing the agreed or declared value of the property, as follows: "The agreed or declared value of the property is hereby specifically stated by the shipper to be not exceeding _____ per _____."
(2) Where the applicable tariff provisions specify a limitation of the carrier's liability absent a release or a value declaration by the shipper and the shipper does not release the carrier's liability or declare a value, the carrier's liability shall be limited to the extent provided by such provisions. See NMFC Item 172.
(3) Commodities requiring special or additional care or attention in handling or stowing must be so marked and packaged as to ensure safe transportation. See Section 2(e) of item 360, Bills of Lading, Freight Bills and Statements of Charges and Section 1(a) of the Contract Terms and Conditions for a list of such articles.

I hereby declare that the contents of this consignment are fully and accurately described above by the proper shipping name and are classified, packaged, marked and labelled/placarded, and are in all respects in proper condition for transport according to applicable international and national governmental regulations.

_____ Signature

REMIT C.O.D. TO: ADDRESS

**COD** Amt: $

Subject to Section 7 of the conditions, if this shipment is to be delivered to the consignee without recourse on the consignor, the consignor shall sign the following statement:
The carrier shall not make delivery of this shipment without payment of freight and all other lawful charges.

_____ (Signature of Consignor)

C.O.D. FEE: PREPAID ☐ COLLECT ☐ $

TOTAL CHARGES $

FREIGHT CHARGES
FREIGHT PREPAID except when box at right is checked ☐ Check box if charges are to be collect

RECEIVED, subject to the classifications and tariffs in effect on the date of the issue of this Bill of Lading, the property described above in apparent good order, except as noted (contents and condition of contents of packages unknown), marked, consigned, and destined as indicated above which said carrier (the word carrier being understood throughout this contract as meaning any person or corporation in possession of the property under the contract) agrees to carry to its usual place of delivery at said destination, if on its route, otherwise to deliver to another carrier on the route to said destination. It is mutually agreed as to each carrier of all or any of, said property over all or any portion of said route to destination and as to each party at any time interested in all or any said property, that every service to be performed hereunder shall be subject to all the bill of lading terms and conditions in the governing classification on the date of shipment.

Shipper hereby certifies that he is familiar with all the lading terms and conditions in the governing classification and the said terms and conditions are hereby agreed to by the shipper and accepted for himself and his assigns.

SHIPPER Colonial Pipeline

PER Tim Moyer For Adam Harris@CPL T. L. Moyer

12-24-21

CARRIER Covanta ENV Solutions

PER Bill Johnston Bill Johnston

DATE 12-24-21

1

Permanent post-office address of shipper.

PRINTED ON RECYCLED PAPER USING SOYBEAN INK PRINTED WITH SOY INK

# STRAIGHT BILL OF LADING

ORIGINAL — NOT NEGOTIABLE

Page 1 of 1

Covanta Envi Solutions

(Name of carrier) (SCAC)

Shipper No. _____

Carrier No. S0251993

Date 12/24/21

On Collect on Delivery shipments, the letters "COD" must appear before consignee's name or as otherwise provided in Item 430, Sec.1.

**TO:** Covanta Envi Solutions
Consignee

Street 2503 N. Fayetteville St.

City Asheboro State NC Zip Code

**FROM:**
Shipper Colonial Pipeline

Street 4108 Huntersville-Concord Rd

City Huntersville, NC State 28078 Zip Code

24 hr. Emergency Contact Tel. No. _____

Route

Vehicle Number

| No. of Units & Container Type | HM | BASIC DESCRIPTION UN or NA Number, Proper Shipping Name, Hazard Class, Packing Group | TOTAL QUANTITY (Weight, Volume, Gallons, etc.) | WEIGHT (Subject to Correction) | RATE | CHARGES (For Carrier Use Only) |
|---|---|---|---|---|---|---|
| 1 | | | 5125 | C | | |
| | | NA1993, Combustible liquid, n.o.s., | | | | |
| | | (Contains <10% Gasoline),Comb liq, III, ERG# 128 | | | | |
| | | Arrival at - 11:50 | | | | |
| | | Departed at - 12:20 | | | | |
| | | TK# 38 / TK# 60 Katline Davis 12/24/21 | | | | |

**PLACARDS TENDERED: YES ☐ NO ☐**

**Note** — (1) Where the rate is dependent on value, shippers are required to state specifically in writing the agreed or declared value of the property, as follows: "The agreed or declared value of the property is hereby specifically stated by the shipper to be not exceeding _____ per _____."
(2) Where the applicable tariff provisions specify a limitation of the carrier's liability absent a release or a value declaration by the shipper and the shipper does not release the carrier's liability or declare a value, the carrier's liability shall be limited to the extent provided by such provisions. See NMFC Item 172.
(3) Commodities requiring special or additional care or attention in handling or stowing must be so marked and packaged as to ensure safe transportation. See Section 2(e) of item 360, Bills of Lading, Freight Bills and Statements of Charges and Section 1(a) of the Contract Terms and Conditions for a list of such articles.

I hereby declare that the contents of this consignment are fully and accurately described above by the proper shipping name and are classified, packaged, marked and labelled/placarded, and are in all respects in proper condition for transport according to applicable international and national governmental regulations.

_____ Signature

REMIT C.O.D. TO: ADDRESS

**COD** Amt: $

C.O.D. FEE: PREPAID ☐ COLLECT ☐ $

Subject to Section 7 of the conditions, if this shipment is to be delivered to the consignee without recourse on the consignor, the consignor shall sign the following statement:
The carrier shall not make delivery of this shipment without payment of freight and all other lawful charges.

_____ (Signature of Consignor)

**TOTAL CHARGES** $

FREIGHT CHARGES
FREIGHT PREPAID except when box at right is checked ☐ Check box if charges are to be collect

RECEIVED, subject to the classifications and tariffs in effect on the date of the issue of this Bill of Lading, the property described above in apparent good order, except as noted (contents and condition of contents of packages unknown), marked, consigned, and destined as indicated above which said carrier (the word carrier being understood throughout this contract as meaning any person or corporation in possession of the property under the contract) agrees to carry to its usual place of delivery at said destination, if on its route, otherwise to deliver to another carrier on the route to said destination. It is mutually agreed as to each carrier of all or any of, said property over all or any portion of said route to destination and as to each party at any time interested in all or any said property, that every service to be performed hereunder shall be subject to all the bill of lading terms and conditions in the governing classification on the date of shipment.

Shipper hereby certifies that he is familiar with all the lading terms and conditions in the governing classification and the said terms and conditions are hereby agreed to by the shipper and accepted for himself and his assigns.

SHIPPER Colonial Pipeline Company

PER Tim Moyer for Adam Harris@CPL/ T.L. Moyer

CARRIER CES

PER Bobby Jarrett

DATE 12/24/21

1

Permanent post-office address of shipper.

PRINTED ON RECYCLED PAPER USING SOYBEAN INK PRINTED WITH SOY INK

STYLE F370-3 © 2012 LABELMASTER® (800) 621-5808 www.labelmaster.com

# STRAIGHT BILL OF LADING

ORIGINAL — NOT NEGOTIABLE

Page 1 of 1

Covanta Envi Solutions

(Name of carrier) (SCAC)

Shipper No. _____

Carrier No. SO251974

Date 12-24-21

On Collect on Delivery shipments, the letters "COD" must appear before consignee's name or as otherwise provided in Item 430, Sec.1.

**TO:** Covanta Envi Solutions
Consignee

Street 2503 N. Fayetteville St.

City Asheboro State NC Zip Code

**FROM:**
Shipper Colonial Pipeline

Street 14108 Huntersville-Concord Rd

City Huntersville, NC State 28078 Zip Code

24 hr. Emergency Contact Tel. No. _____

Route

Vehicle Number

| No. of Units & Container Type | HM | BASIC DESCRIPTION UN or NA Number, Proper Shipping Name, Hazard Class, Packing Group | TOTAL QUANTITY (Weight, Volume, Gallons, etc.) | WEIGHT (Subject to Correction) | RATE | CHARGES (For Carrier Use Only) |
|---|---|---|---|---|---|---|
| | | | 5076 G | | | |
| | | NA1993, Combustible liquid, n.o.s., | | | | |
| | | (Contains <10% Gasoline),Comb liq, III, ERG# 128 | | | | |
| | | | | | | |
| | | | | | | |
| | | IN: 8:30 Am RD-40 | Kaline Davis | 12/24/21 | | |
| | | OUT: 8:50 Am TR-18 | | | | |

**PLACARDS TENDERED: YES ☐ NO ☐**

**Note** — (1) Where the rate is dependent on value, shippers are required to state specifically in writing the agreed or declared value of the property, as follows: "The agreed or declared value of the property is hereby specifically stated by the shipper to be not exceeding _____ per _____."
(2) Where the applicable tariff provisions specify a limitation of the carrier's liability absent a release or a value declaration by the shipper and the shipper does not release the carrier's liability or declare a value, the carrier's liability shall be limited to the extent provided by such provisions. See NMFC Item 172.
(3) Commodities requiring special or additional care or attention in handling or stowing must be so marked and packaged as to ensure safe transportation. See Section 2(e) of item 360, Bills of Lading, Freight Bills and Statements of Charges and Section 1(a) of the Contract Terms and Conditions for a list of such articles.

I hereby declare that the contents of this consignment are fully and accurately described above by the proper shipping name and are classified, packaged, marked and labelled/placarded, and are in all respects in proper condition for transport according to applicable international and national governmental regulations.

_____ Signature

REMIT C.O.D. TO: ADDRESS

**COD** Amt: $

C.O.D. FEE: PREPAID ☐ COLLECT ☐ $

Subject to Section 7 of the conditions, if this shipment is to be delivered to the consignee without recourse on the consignor, the consignor shall sign the following statement:
The carrier shall not make delivery of this shipment without payment of freight and all other lawful charges.

_____ (Signature of Consignor)

**TOTAL CHARGES** $

FREIGHT CHARGES
FREIGHT PREPAID except when box at right is checked ☐ Check box if charges are to be collect

RECEIVED, subject to the classifications and tariffs in effect on the date of the issue of this Bill of Lading, the property described above in apparent good order, except as noted (contents and condition of contents of packages unknown), marked, consigned, and destined as indicated above which said carrier (the word carrier being understood throughout this contract as meaning any person or corporation in possession of the property under the contract) agrees to carry to its usual place of delivery at said destination, if on its route, otherwise to deliver to another carrier on the route to said destination. It is mutually agreed as to each carrier of all or any of, said property over all or any portion of said route to destination and as to each party at any time interested in all or any said property, that every service to be performed hereunder shall be subject to all the bill of lading terms and conditions in the governing classification on the date of shipment.

Shipper hereby certifies that he is familiar with all the lading terms and conditions in the governing classification and the said terms and conditions are hereby agreed to by the shipper and accepted for himself and his assigns.

SHIPPER Colonial Pipeline

PER Tim Moyer for Adam Harris@CPL/T.L.Moyer

12-24-21

CARRIER Covanta Env Solutions

PER Bill Johnston Bill Johnston

DATE 12-24-21

Permanent post-office address of shipper.

PRINTED ON RECYCLED PAPER USING SOYBEAN INK PRINTED WITH SOY INK

STYLE F370-3 © 2012 LABELMASTER® (800) 621-5808 www.labelmaster.com

# STRAIGHT BILL OF LADING

ORIGINAL — NOT NEGOTIABLE

Shipper No. _____

Carrier No. 80251997

Page 1 of 1

Covanta Envi Solutions

(Name of carrier) (SCAC)

Date _____

On Collect on Delivery shipments, the letters "COD" must appear before consignee's name or as otherwise provided in Item 430, Sec.1.

**TO:** Covanta Envi Solutions

Consignee

Street 2503 N. Fayetteville St.

City Asheboro State NC Zip Code

**FROM:**

Shipper Colonial Pipeline

Street 14108 Huntersville-Concord Rd

City Huntersville, NC State 28078 Zip Code

24 hr. Emergency Contact Tel. No. _____

Route

Vehicle Number

| No. of Units & Container Type | HM | BASIC DESCRIPTION UN or NA Number, Proper Shipping Name, Hazard Class, Packing Group | TOTAL QUANTITY (Weight, Volume, Gallons, etc.) | WEIGHT (Subject to Correction) | RATE | CHARGES (For Carrier Use Only) |
|---|---|---|---|---|---|---|
| | | | | | | |
| 1 | | NA1993, Combustible liquid, n.o.s., | | 5000 | G | |
| | | (Contains <10% Gasoline),Comb liq, III, ERG# 128 | | | | |
| | | | | | | |
| | | | | | | |
| | | | Kaline Davis | | | |
| | | RD 28 TR 33 | | | | |
| | | Arrive 11:30 Leave 12:00 | | | | |

**PLACARDS TENDERED: YES ☐ NO ☐**

**Note** — (1) Where the rate is dependent on value, shippers are required to state specifically in writing the agreed or declared value of the property, as follows: "The agreed or declared value of the property is hereby specifically stated by the shipper to be not exceeding _____ per _____." (2) Where the applicable tariff provisions specify a limitation of the carrier's liability absent a release or a value declaration by the shipper and the shipper does not release the carrier's liability or declare a value, the carrier's liability shall be limited to the extent provided by such provisions. See NMFC Item 172. (3) Commodities requiring special or additional care or attention in handling or stowing must be so marked and packaged as to ensure safe transportation. See Section 2(e) of item 360, Bills of Lading, Freight Bills and Statements of Charges and Section 1(a) of the Contract Terms and Conditions for a list of such articles.

I hereby declare that the contents of this consignment are fully and accurately described above by the proper shipping name and are classified, packaged, marked and labelled/placarded, and are in all respects in proper condition for transport according to applicable international and national governmental regulations.

_____ Signature

REMIT C.O.D. TO: ADDRESS

**COD** Amt: $

Subject to Section 7 of the conditions, if this shipment is to be delivered to the consignee without recourse on the consignor, the consignor shall sign the following statement:
The carrier shall not make delivery of this shipment without payment of freight and all other lawful charges.

_____ (Signature of Consignor)

C.O.D. FEE: PREPAID ☐ COLLECT ☐ $

TOTAL CHARGES $

FREIGHT CHARGES
FREIGHT PREPAID except when box at right is checked ☐ Check box if charges are to be collect

RECEIVED, subject to the classifications and tariffs in effect on the date of the issue of this Bill of Lading, the property described above in apparent good order, except as noted (contents and condition of contents of packages unknown), marked, consigned, and destined as indicated above which said carrier (the word carrier being understood throughout this contract as meaning any person or corporation in possession of the property under the contract) agrees to carry to its usual place of delivery at said destination, if on its route, otherwise to deliver to another carrier on the route to said destination. It is mutually agreed as to each carrier of all or any of, said property over all or any portion of said route to destination and as to each party at any time interested in all or any said property, that every service to be performed hereunder shall be subject to all the bill of lading terms and conditions in the governing classification on the date of shipment.

Shipper hereby certifies that he is familiar with all the lading terms and conditions in the governing classification and the said terms and conditions are hereby agreed to by the shipper and accepted for himself and his assigns.

SHIPPER Colonial Pipeline Company

PER Tim Moyer for Adam Harris @ CPL 12-Mop

CARRIER CFS

PER _____

DATE 12/26/21

1

Permanent post-office address of shipper.

PRINTED ON RECYCLED PAPER USING SOYBEAN INK PRINTED WITH SOY INK

STYLE F370-3 © 2012 LABELMASTER® (800) 621-5808 www.labelmaster.com

RO 38
TR 60

# STRAIGHT BILL OF LADING

ORIGINAL — NOT NEGOTIABLE

Shipper No. _____

Carrier No. S0251998

Page 1 of 1

IN: 12:40 pm
Out: 1:45 pm

Covanta Envi Solutions
(Name of carrier) (SCAC)

NO FEE / TL Moyer

Date _____

On Collect on Delivery shipments, the letters "COD" must appear before consignee's name or as otherwise provided in Item 430, Sec.1.

TO: Covanta Envi Solutions
Consignee
Street 2503 N. Fayetteville St.
City Asheboro State NC Zip Code

FROM:
Shipper Colonial Pipeline
Street 14108 Huntersville-Concord Rd
City Huntersville, NC State 28078 Zip Code

24 hr. Emergency Contact Tel. No. _____

Route _____ Vehicle Number _____

| No. of Units & Container Type | HM | BASIC DESCRIPTION UN or NA Number, Proper Shipping Name, Hazard Class, Packing Group | TOTAL QUANTITY (Weight, Volume, Gallons, etc.) | WEIGHT (Subject to Correction) | RATE | CHARGES (For Carrier Use Only) |
|---|---|---|---|---|---|---|
| | | | 5,125 | G | | |
| | | NA1993, Combustible liquid, n.o.s., | | | | |
| | | (Contains <10% Gasoline),Comb liq, III, ERG# 128 | | | | |
| | | | | | | |
| | | | | | | |
| | | Kaline Davis | | | | |
| | | Kaline Davis 12/26/21 | | | | |

PLACARDS TENDERED: YES ☐ NO ☐

Note — (1) Where the rate is dependent on value, shippers are required to state specifically in writing the agreed or declared value of the property, as follows: "The agreed or declared value of the property is hereby specifically stated by the shipper to be not exceeding _____ per _____."
(2) Where the applicable tariff provisions specify a limitation of the carrier's liability absent a release or a value declaration by the shipper and the shipper does not release the carrier's liability or declare a value, the carrier's liability shall be limited to the extent provided by such provisions. See NMFC Item 172.
(3) Commodities requiring special or additional care or attention in handling or stowing must be so marked and packaged as to ensure safe transportation. See Section 2(e) of item 360, Bills of Lading, Freight Bills and Statements of Charges and Section 1(a) of the Contract Terms and Conditions for a list of such articles.

I hereby declare that the contents of this consignment are fully and accurately described above by the proper shipping name and are classified, packaged, marked and labelled/placarded, and are in all respects in proper condition for transport according to applicable international and national governmental regulations.

_____ Signature

REMIT C.O.D. TO: ADDRESS

COD Amt: $

C.O.D. FEE: PREPAID ☐ COLLECT ☐ $

Subject to Section 7 of the conditions, if this shipment is to be delivered to the consignee without recourse on the consignor, the consignor shall sign the following statement:
The carrier shall not make delivery of this shipment without payment of freight and all other lawful charges.

_____ (Signature of Consignor)

TOTAL CHARGES $

FREIGHT CHARGES
FREIGHT PREPAID except when box at right is checked ☐ Check box if charges are to be collect

RECEIVED, subject to the classifications and tariffs in effect on the date of the issue of this Bill of Lading, the property described above in apparent good order, except as noted (contents and condition of contents of packages unknown), marked, consigned, and destined as indicated above which said carrier (the word carrier being understood throughout this contract as meaning any person or corporation in possession of the property under the contract) agrees to carry to its usual place of delivery at said destination, if on its route, otherwise to deliver to another carrier on the route to said destination. It is mutually agreed as to each carrier of all or any of, said property over all or any portion of said route to destination and as to each party at any time interested in all or any said property, that every service to be performed hereunder shall be subject to all the bill of lading terms and conditions in the governing classification on the date of shipment.

Shipper hereby certifies that he is familiar with all the lading terms and conditions in the governing classification and the said terms and conditions are hereby agreed to by the shipper and accepted for himself and his assigns.

SHIPPER Colonial Pipeline Company
PER Tim Moyer for Adam Harris @ CPL / T.L. Moyer

CARRIER Covanta
PER Jose Henriquez
DATE 12/26/21

1

Permanent post-office address of shipper.

PRINTED ON RECYCLED PAPER USING SOYBEAN INK PRINTED WITH SOY INK

# STRAIGHT BILL OF LADING

ORIGINAL — NOT NEGOTIABLE

Shipper No. _____

Carrier No 80251995

Page 1 of 1

Covanta Envi Solutions

(Name of carrier) (SCAC)

Date _____

On Collect on Delivery shipments, the letters "COD" must appear before consignee's name or as otherwise provided in Item 430, Sec.1.

**TO:** Covanta Envi Solutions
Consignee

Street 2503 N. Fayetteville St.

City Asheboro State NC Zip Code

**FROM:**
Shipper Colonial Pipeline

Street 14108 Huntersville-Concord Rd

City Huntersville, NC State 28078 Zip Code

24 hr. Emergency Contact Tel. No. _____

Route

Vehicle Number

| No. of Units & Container Type | HM | BASIC DESCRIPTION UN or NA Number, Proper Shipping Name, Hazard Class, Packing Group | TOTAL QUANTITY (Weight, Volume, Gallons, etc.) | WEIGHT (Subject to Correction) | RATE | CHARGES (For Carrier Use Only) |
|---|---|---|---|---|---|---|
| | | | | | | |
| 1 | | NA1993, Combustible liquid, n.o.s., | | 5000 | G | |
| | | (Contains <10% Gasoline),Comb liq, III, ERG# 128 | | | | |
| | | | | | | |
| | | | | | | |
| | | RD28 TR33 | Kaline Davis | | | |
| | | Arrive 7:30 Leave 8:20 | [illegible] 12/26/21 | | | |

**PLACARDS TENDERED: YES ☐ NO ☐**

**Note** — (1) Where the rate is dependent on value, shippers are required to state specifically in writing the agreed or declared value of the property, as follows: "The agreed or declared value of the property is hereby specifically stated by the shipper to be not exceeding _____ per _____."
(2) Where the applicable tariff provisions specify a limitation of the carrier's liability absent a release or a value declaration by the shipper and the shipper does not release the carrier's liability or declare a value, the carrier's liability shall be limited to the extent provided by such provisions. See NMFC Item 172.
(3) Commodities requiring special or additional care or attention in handling or stowing must be so marked and packaged as to ensure safe transportation. See Section 2(e) of item 360, Bills of Lading, Freight Bills and Statements of Charges and Section 1(a) of the Contract Terms and Conditions for a list of such articles.

I hereby declare that the contents of this consignment are fully and accurately described above by the proper shipping name and are classified, packaged, marked and labelled/placarded, and are in all respects in proper condition for transport according to applicable international and national governmental regulations.

_____ Signature

REMIT C.O.D. TO: ADDRESS

**COD** Amt: $

C.O.D. FEE: PREPAID ☐ COLLECT ☐ $

Subject to Section 7 of the conditions, if this shipment is to be delivered to the consignee without recourse on the consignor, the consignor shall sign the following statement:
The carrier shall not make delivery of this shipment without payment of freight and all other lawful charges.

_____ (Signature of Consignor)

**TOTAL CHARGES** $

FREIGHT CHARGES
FREIGHT PREPAID except when box at right is checked ☐ Check box if charges are to be collect

RECEIVED, subject to the classifications and tariffs in effect on the date of the issue of this Bill of Lading, the property described above in apparent good order, except as noted (contents and condition of contents of packages unknown), marked, consigned, and destined as indicated above which said carrier (the word carrier being understood throughout this contract as meaning any person or corporation in possession of the property under the contract) agrees to carry to its usual place of delivery at said destination, if on its route, otherwise to deliver to another carrier on the route to said destination. It is mutually agreed as to each carrier of all or any of, said property over all or any portion of said route to destination and as to each party at any time interested in all or any said property, that every service to be performed hereunder shall be subject to all the bill of lading terms and conditions in the governing classification on the date of shipment.
Shipper hereby certifies that he is familiar with all the lading terms and conditions in the governing classification and the said terms and conditions are hereby agreed to by the shipper and accepted for himself and his assigns.

SHIPPER Colonial Pipeline Company

PER Tim Moyer for Adam Harris @ CPL / T. K. Moy

CARRIER CES

PER Tim Klaus

DATE 12/26/21

1

Permanent post-office address of shipper.

PRINTED ON RECYCLED PAPER USING SOYBEAN INK PRINTED WITH SOY INK

STYLE F370-3 © 2012 LABELMASTER® (800) 621-5808 www.labelmaster.com

RO 38
TR 60

# STRAIGHT BILL OF LADING

ORIGINAL — NOT NEGOTIABLE

Page 1 of 1

IN 8:15
OUT 9:15

Covanta Envi Solutions
(Name of carrier) (SCAC)

Shipper No. _____

Carrier No. S02519910

Date _____

On Collect on Delivery shipments, the letters "COD" must appear before consignee's name or as otherwise provided in Item 430, Sec.1.

**TO:** Covanta Envi Solutions
Consignee

Street 2503 N. Fayetteville St.

City Asheboro State NC Zip Code

**FROM:**
Shipper Colonial Pipeline

Street 44108 Huntersville-Concord Rd

City Huntersville, NC State 28078 Zip Code

24 hr. Emergency Contact Tel. No. _____

Route

Vehicle Number

| No. of Units & Container Type | HM | BASIC DESCRIPTION UN or NA Number, Proper Shipping Name, Hazard Class, Packing Group | TOTAL QUANTITY (Weight, Volume, Gallons, etc.) | WEIGHT (Subject to Correction) | RATE | CHARGES (For Carrier Use Only) |
|---|---|---|---|---|---|---|
| | | | 5,125 | G | | |
| | | NA1993, Combustible liquid, n.o.s., | | | | |
| | | (Contains <10% Gasoline),Comb liq, III, ERG# 128 | | | | |
| | | | | | | |
| | | | | | | |
| | | | | | | |
| | | Kaline Davis 12/26/21 | | | | |

**PLACARDS TENDERED: YES ☐ NO ☐**

**Note** — (1) Where the rate is dependent on value, shippers are required to state specifically in writing the agreed or declared value of the property, as follows: "The agreed or declared value of the property is hereby specifically stated by the shipper to be not exceeding _____ per _____."
(2) Where the applicable tariff provisions specify a limitation of the carrier's liability absent a release or a value declaration by the shipper and the shipper does not release the carrier's liability or declare a value, the carrier's liability shall be limited to the extent provided by such provisions. See NMFC Item 172.
(3) Commodities requiring special or additional care or attention in handling or stowing must be so marked and packaged as to ensure safe transportation. See Section 2(e) of item 360, Bills of Lading, Freight Bills and Statements of Charges and Section 1(a) of the Contract Terms and Conditions for a list of such articles.

I hereby declare that the contents of this consignment are fully and accurately described above by the proper shipping name and are classified, packaged, marked and labelled/placarded, and are in all respects in proper condition for transport according to applicable international and national governmental regulations.

_____ Signature

REMIT C.O.D. TO: ADDRESS

**COD** Amt: $

C.O.D. FEE: PREPAID ☐ COLLECT ☐ $

Subject to Section 7 of the conditions, if this shipment is to be delivered to the consignee without recourse on the consignor, the consignor shall sign the following statement:
The carrier shall not make delivery of this shipment without payment of freight and all other lawful charges.

_____ (Signature of Consignor)

**TOTAL CHARGES** $

FREIGHT CHARGES
FREIGHT PREPAID except when box at right is checked ☐ Check box if charges are to be collect

RECEIVED, subject to the classifications and tariffs in effect on the date of the issue of this Bill of Lading, the property described above in apparent good order, except as noted (contents and condition of contents of packages unknown), marked, consigned, and destined as indicated above which said carrier (the word carrier being understood throughout this contract as meaning any person or corporation in possession of the property under the contract) agrees to carry to its usual place of delivery at said destination, if on its route, otherwise to deliver to another carrier on the route to said destination. It is mutually agreed as to each carrier of all or any of, said property over all or any portion of said route to destination and as to each party at any time interested in all or any said property, that every service to be performed hereunder shall be subject to all the bill of lading terms and conditions in the governing classification on the date of shipment.
Shipper hereby certifies that he is familiar with all the lading terms and conditions in the governing classification and the said terms and conditions are hereby agreed to by the shipper and accepted for himself and his assigns.

SHIPPER Colonial Pipeline Company
PER Tim Mayor for Adam Harris@CPL / T. L. Mayo

CARRIER Covanta
PER Jose Henriquez
DATE 12/26/21

1

Permanent post-office address of shipper.

PRINTED ON RECYCLED PAPER USING SOYBEAN INK PRINTED WITH SOY INK

STYLE F370-3 © 2012 LABELMASTER® (800) 621-5808 www.labelmaster.com

# STRAIGHT BILL OF LADING

ORIGINAL — NOT NEGOTIABLE

Page 1 of 1

Covanta Envi Solutions
(Name of carrier) (SCAC)

Shipper No. _____

Carrier No. 802252307

Date 12-27-21

On Collect on Delivery shipments, the letters "COD" must appear before consignee's name or as otherwise provided in Item 430, Sec.1.

TO: Covanta Envi Solutions
Consignee

Street 2503 N. Fayetteville St.

City Asheboro State NC Zip Code

FROM:
Shipper Colonial Pipeline

Street 14108 Huntersville-Concord Rd

City Huntersville, NC State 28078 Zip Code

24 hr. Emergency Contact Tel. No. _____

Route

Vehicle Number

| No. of Units & Container Type | HM | BASIC DESCRIPTION UN or NA Number, Proper Shipping Name, Hazard Class, Packing Group | TOTAL QUANTITY (Weight, Volume, Gallons, etc.) | WEIGHT (Subject to Correction) | RATE | CHARGES (For Carrier Use Only) |
|---|---|---|---|---|---|---|
| | | | 5076G | | | |
| | | NA1993, Combustible liquid, n.o.s., | | | | |
| | | (Contains <10% Gasoline), Comb liq, III, ERG# 128 | | | | |
| | | | | | | |
| | | | | | | |
| | | IN: 8:20 Am RD-40 | Kalina Davis | | | |
| | | OUT: 850 Am TR-18 | 12/07/21 | | | |

PLACARDS TENDERED: YES ☐ NO ☐

**Note** — (1) Where the rate is dependent on value, shippers are required to state specifically in writing the agreed or declared value of the property, as follows: "The agreed or declared value of the property is hereby specifically stated by the shipper to be not exceeding _____ per _____."
(2) Where the applicable tariff provisions specify a limitation of the carrier's liability absent a release or a value declaration by the shipper and the shipper does not release the carrier's liability or declare a value, the carrier's liability shall be limited to the extent provided by such provisions. See NMFC Item 172.
(3) Commodities requiring special or additional care or attention in handling or stowing must be so marked and packaged as to ensure safe transportation. See Section 2(e) of item 360, Bills of Lading, Freight Bills and Statements of Charges and Section 1(a) of the Contract Terms and Conditions for a list of such articles.

I hereby declare that the contents of this consignment are fully and accurately described above by the proper shipping name and are classified, packaged, marked and labelled/placarded, and are in all respects in proper condition for transport according to applicable international and national governmental regulations.

_____ Signature

REMIT C.O.D. TO: ADDRESS

**COD** Amt: $

C.O.D. FEE: PREPAID ☐ COLLECT ☐ $

Subject to Section 7 of the conditions, if this shipment is to be delivered to the consignee without recourse on the consignor, the consignor shall sign the following statement:
The carrier shall not make delivery of this shipment without payment of freight and all other lawful charges.

_____ (Signature of Consignor)

TOTAL CHARGES $

FREIGHT CHARGES
FREIGHT PREPAID except when box at right is checked ☐ Check box if charges are to be collect

RECEIVED, subject to the classifications and tariffs in effect on the date of the issue of this Bill of Lading, the property described above in apparent good order, except as noted (contents and condition of contents of packages unknown), marked, consigned, and destined as indicated above which said carrier (the word carrier being understood throughout this contract as meaning any person or corporation in possession of the property under the contract) agrees to carry to its usual place of delivery at said destination, if on its route, otherwise to deliver to another carrier on the route to said destination. It is mutually agreed as to each carrier of all or any of, said property over all or any portion of said route to destination and as to each party at any time interested in all or any said property, that every service to be performed hereunder shall be subject to all the bill of lading terms and conditions in the governing classification on the date of shipment.

Shipper hereby certifies that he is familiar with all the lading terms and conditions in the governing classification and the said terms and conditions are hereby agreed to by the shipper and accepted for himself and his assigns.

SHIPPER Colonial Pipeline

PER Tim Moyer For Adam Harris @ CPL / T. L. Moyer

12-27-21

CARRIER Covanta ENV Solutions

PER Bill Johnston Bill Johnston

DATE 12-27-21

Permanent post-office address of shipper.

PRINTED ON RECYCLED PAPER USING SOYBEAN INK PRINTED WITH SOY INK

# STRAIGHT BILL OF LADING

ORIGINAL — NOT NEGOTIABLE

Shipper No. _____

Carrier No. S0252304

Page 1 of 1

Covanta Envi Solutions

(Name of carrier) (SCAC)

Date _____

On Collect on Delivery shipments, the letters "COD" must appear before consignee's name or as otherwise provided in Item 430, Sec.1.

TO: Covanta Envi Solutions

Consignee

Street 2503 N. Fayetteville St.

City Asheboro State NC Zip Code

FROM:

Shipper Colonial Pipeline

Street 44108 Huntersville-Concord Rd

City Huntersville, NC State 28078 Zip Code

24 hr. Emergency Contact Tel. No. _____

Route

Vehicle Number

| No. of Units & Container Type | HM | BASIC DESCRIPTION UN or NA Number, Proper Shipping Name, Hazard Class, Packing Group | TOTAL QUANTITY (Weight, Volume, Gallons, etc.) | WEIGHT (Subject to Correction) | RATE | CHARGES (For Carrier Use Only) |
|---|---|---|---|---|---|---|
| 1 | | | 5125 | G | | |
| | | NA1993, Combustible liquid, n.o.s., | | | | |
| | | (Contains <10% Gasoline),Comb liq, III, ERG# 128 | | | | |
| | | Arrived at - 7:30 | | | | |
| | | Departed at : 755 | | | | |
| | | TK# 38 / TRL # 60 | | | | |

Kaline Davis

12/27/21

PLACARDS TENDERED: YES ☐ NO ☐

REMIT C.O.D. TO: ADDRESS

**Note** — (1) Where the rate is dependent on value, shippers are required to state specifically in writing the agreed or declared value of the property, as follows: "The agreed or declared value of the property is hereby specifically stated by the shipper to be not exceeding _____ per _____."
(2) Where the applicable tariff provisions specify a limitation of the carrier's liability absent a release or a value declaration by the shipper and the shipper does not release the carrier's liability or declare a value, the carrier's liability shall be limited to the extent provided by such provisions. See NMFC Item 172.
(3) Commodities requiring special or additional care or attention in handling or stowing must be so marked and packaged as to ensure safe transportation. See Section 2(e) of item 360, Bills of Lading, Freight Bills and Statements of Charges and Section 1(a) of the Contract Terms and Conditions for a list of such articles.

I hereby declare that the contents of this consignment are fully and accurately described above by the proper shipping name and are classified, packaged, marked and labelled/placarded, and are in all respects in proper condition for transport according to applicable international and national governmental regulations.

_____ Signature

**COD** Amt: $

C.O.D. FEE: PREPAID ☐ COLLECT ☐ $

TOTAL CHARGES $

Subject to Section 7 of the conditions, if this shipment is to be delivered to the consignee without recourse on the consignor, the consignor shall sign the following statement:
The carrier shall not make delivery of this shipment without payment of freight and all other lawful charges.

_____ (Signature of Consignor)

FREIGHT CHARGES
FREIGHT PREPAID except when box at right is checked ☐ Check box if charges are to be collect

RECEIVED, subject to the classifications and tariffs in effect on the date of the issue of this Bill of Lading, the property described above in apparent good order, except as noted (contents and condition of contents of packages unknown), marked, consigned, and destined as indicated above which said carrier (the word carrier being understood throughout this contract as meaning any person or corporation in possession of the property under the contract) agrees to carry to its usual place of delivery at said destination, if on its route, otherwise to deliver to another carrier on the route to said destination. It is mutually agreed as to each carrier of all or any of, said property over all or any portion of said route to destination and as to each party at any time interested in all or any said property, that every service to be performed hereunder shall be subject to all the bill of lading terms and conditions in the governing classification on the date of shipment.

Shipper hereby certifies that he is familiar with all the lading terms and conditions in the governing classification and the said terms and conditions are hereby agreed to by the shipper and accepted for himself and his assigns.

SHIPPER Colonial Pipeline Company

PER Tim Moyer for Adam Harris @ CPL / T.L. Moyer

CARRIER CES

PER Bailey Garrett

DATE 12/27/21

1

Permanent post-office address of shipper.

PRINTED ON RECYCLED PAPER USING SOYBEAN INK PRINTED WITH SOY INK

STYLE F370-3 © 2012 LABELMASTER® (800) 621-5808 www.labelmaster.com

# STRAIGHT BILL OF LADING

ORIGINAL — NOT NEGOTIABLE

Page 1 of 1

Covanta Envi Solutions
(Name of carrier) (SCAC)

Shipper No. _____

Carrier No. SO252301

Date 12-27-21

On Collect on Delivery shipments, the letters "COD" must appear before consignee's name or as otherwise provided in Item 430, Sec.1.

TO: Covanta Envi Solutions
Consignee

Street 2503 N. Fayetteville St.

City Asheboro State NC Zip Code

FROM:
Shipper Colonial Pipeline

Street 14108 Huntersville-Concord Rd

City Huntersville, NC State 28078 Zip Code

24 hr. Emergency Contact Tel. No. _____

Route

Vehicle Number RD-40

| No. of Units & Container Type | HM | BASIC DESCRIPTION UN or NA Number, Proper Shipping Name, Hazard Class, Packing Group | TOTAL QUANTITY (Weight, Volume, Gallons, etc.) | WEIGHT (Subject to Correction) | RATE | CHARGES (For Carrier Use Only) |
|---|---|---|---|---|---|---|
| | | | 5200 G | | G | |
| | | NA1993, Combustible liquid, n.o.s., | | | | |
| | | (Contains <10% Gasoline), Comb liq, III, ERG# 128 | | | | |
| | | Kaline Davis 12/27/2 | | | | |
| | | IN: 12:10 PM RD-40 | | | | |
| | | OUT: 1:00 PM TR-18 | | | | |

PLACARDS TENDERED: YES ☐ NO ☐

**Note** — (1) Where the rate is dependent on value, shippers are required to state specifically in writing the agreed or declared value of the property, as follows: "The agreed or declared value of the property is hereby specifically stated by the shipper to be not exceeding _____ per _____."
(2) Where the applicable tariff provisions specify a limitation of the carrier's liability absent a release or a value declaration by the shipper and the shipper does not release the carrier's liability or declare a value, the carrier's liability shall be limited to the extent provided by such provisions. See NMFC Item 172.
(3) Commodities requiring special or additional care or attention in handling or stowing must be so marked and packaged as to ensure safe transportation. See Section 2(e) of item 360, Bills of Lading, Freight Bills and Statements of Charges and Section 1(a) of the Contract Terms and Conditions for a list of such articles.

I hereby declare that the contents of this consignment are fully and accurately described above by the proper shipping name and are classified, packaged, marked and labelled/placarded, and are in all respects in proper condition for transport according to applicable international and national governmental regulations.

_____ Signature

REMIT C.O.D. TO: ADDRESS

**COD** Amt: $

C.O.D. FEE: PREPAID ☐ COLLECT ☐ $

Subject to Section 7 of the conditions, if this shipment is to be delivered to the consignee without recourse on the consignor, the consignor shall sign the following statement:
The carrier shall not make delivery of this shipment without payment of freight and all other lawful charges.

_____ (Signature of Consignor)

TOTAL CHARGES $

FREIGHT CHARGES
FREIGHT PREPAID except when box at right is checked ☐ Check box if charges are to be collect

RECEIVED, subject to the classifications and tariffs in effect on the date of the issue of this Bill of Lading, the property described above in apparent good order, except as noted (contents and condition of contents of packages unknown), marked, consigned, and destined as indicated above which said carrier (the word carrier being understood throughout this contract as meaning any person or corporation in possession of the property under the contract) agrees to carry to its usual place of delivery at said destination, if on its route, otherwise to deliver to another carrier on the route to said destination. It is mutually agreed as to each carrier of all or any of, said property over all or any portion of said route to destination and as to each party at any time interested in all or any said property, that every service to be performed hereunder shall be subject to all the bill of lading terms and conditions in the governing classification on the date of shipment.
Shipper hereby certifies that he is familiar with all the lading terms and conditions in the governing classification and the said terms and conditions are hereby agreed to by the shipper and accepted for himself and his assigns.

SHIPPER Colonial Pipeline

PER Tim Moyer for Adam Harris @ CPL / T. L. Moyer

12-27-21

CARRIER Covanta ENV Solutions

PER Bill Johnston Bill Johnston

DATE 12-27-21

Permanent post-office address of shipper.

PRINTED ON RECYCLED PAPER USING SOYBEAN INK PRINTED WITH SOY INK

# STRAIGHT BILL OF LADING

ORIGINAL — NOT NEGOTIABLE

Page 1 of 1

Covanta Envi Solutions
(Name of carrier) (SCAC)

Shipper No. _____

Carrier No. 302252305

Date 12/27/21

On Collect on Delivery shipments, the letters "COD" must appear before consignee's name or as otherwise provided in Item 430, Sec.1.

**TO:** Covanta Envi Solutions
Consignee

Street 2503 N. Fayetteville St.

City Asheboro State NC Zip Code

**FROM:**
Shipper Colonial Pipeline

Street 14108 Huntersville-Concord Rd

City Huntersville, NC State 28078 Zip Code

24 hr. Emergency Contact Tel. No. _____

Route

Vehicle Number

| No. of Units & Container Type | HM | BASIC DESCRIPTION UN or NA Number, Proper Shipping Name, Hazard Class, Packing Group | TOTAL QUANTITY (Weight, Volume, Gallons, etc.) | WEIGHT (Subject to Correction) | RATE | CHARGES (For Carrier Use Only) |
|---|---|---|---|---|---|---|
| 1 | | | 5125 | G | | |
| | | NA1993, Combustible liquid, n.o.s., | | | | |
| | | (Contains <10% Gasoline),Comb liq, III, ERG# 128 | | | | |
| | | Arrival at: 11:30 | | | | |
| | | Depart at: 12:00 Kaline Davis | | | | |
| | | TK# 38 / TRC# 60 | 12/27/21 | | | |

**PLACARDS TENDERED: YES ☐ NO ☐**

**Note** — (1) Where the rate is dependent on value, shippers are required to state specifically in writing the agreed or declared value of the property, as follows: "The agreed or declared value of the property is hereby specifically stated by the shipper to be not exceeding _____ per _____."
(2) Where the applicable tariff provisions specify a limitation of the carrier's liability absent a release or a value declaration by the shipper and the shipper does not release the carrier's liability or declare a value, the carrier's liability shall be limited to the extent provided by such provisions. See NMFC Item 172.
(3) Commodities requiring special or additional care or attention in handling or stowing must be so marked and packaged as to ensure safe transportation. See Section 2(e) of item 360, Bills of Lading, Freight Bills and Statements of Charges and Section 1(a) of the Contract Terms and Conditions for a list of such articles.

I hereby declare that the contents of this consignment are fully and accurately described above by the proper shipping name and are classified, packaged, marked and labelled/placarded, and are in all respects in proper condition for transport according to applicable international and national governmental regulations.

_____ Signature

REMIT C.O.D. TO: ADDRESS

**COD** Amt: $

C.O.D. FEE: PREPAID ☐ COLLECT ☐ $

Subject to Section 7 of the conditions, if this shipment is to be delivered to the consignee without recourse on the consignor, the consignor shall sign the following statement:
The carrier shall not make delivery of this shipment without payment of freight and all other lawful charges.

_____ (Signature of Consignor)

**TOTAL CHARGES** $

FREIGHT CHARGES
FREIGHT PREPAID except when box at right is checked ☐ Check box if charges are to be collect

RECEIVED, subject to the classifications and tariffs in effect on the date of the issue of this Bill of Lading, the property described above in apparent good order, except as noted (contents and condition of contents of packages unknown), marked, consigned, and destined as indicated above which said carrier (the word carrier being understood throughout this contract as meaning any person or corporation in possession of the property under the contract) agrees to carry to its usual place of delivery at said destination, if on its route, otherwise to deliver to another carrier on the route to said destination. It is mutually agreed as to each carrier of all or any of, said property over all or any portion of said route to destination and as to each party at any time interested in all or any said property, that every service to be performed hereunder shall be subject to all the bill of lading terms and conditions in the governing classification on the date of shipment.

Shipper hereby certifies that he is familiar with all the lading terms and conditions in the governing classification and the said terms and conditions are hereby agreed to by the shipper and accepted for himself and his assigns.

SHIPPER Colonial Pipeline

PER Tim Mayer for Adam Harris @ CPL / J. L. Moy

CARRIER CES

PER Becky Jarrett

DATE 12/27/21

1

Permanent post-office address of shipper.

PRINTED ON RECYCLED PAPER USING SOYBEAN INK PRINTED WITH SOY INK

STYLE F370-3 © 2012 LABELMASTER® (800) 621-5808 www.labelmaster.com

# STRAIGHT BILL OF LADING

ORIGINAL — NOT NEGOTIABLE

Page 1 of 1

Covanta Envi Solutions
(Name of carrier) (SCAC)

Shipper No. _____

Carrier No. 50252314

Date 12-29-21

On Collect on Delivery shipments, the letters "COD" must appear before consignee's name or as otherwise provided in Item 430, Sec.1.

TO: Covanta Envi Solutions
Consignee

Street 2503 N. Fayetteville St.

City Asheboro State NC Zip Code

FROM:
Shipper Colonial Pipeline

Street 14108 Huntersville-Concord Rd

City Huntersville, NC State 28078 Zip Code

24 hr. Emergency Contact Tel. No. _____

Route

Vehicle Number

| No. of Units & Container Type | HM | BASIC DESCRIPTION UN or NA Number, Proper Shipping Name, Hazard Class, Packing Group | TOTAL QUANTITY (Weight, Volume, Gallons, etc.) | WEIGHT (Subject to Correction) | RATE | CHARGES (For Carrier Use Only) |
|---|---|---|---|---|---|---|
| | | | 5200 G | | | |
| | | NA1993, Combustible liquid, n.o.s., | | | | |
| | | (Contains <10% Gasoline),Comb liq, III, ERG# 128 | | | | |
| | | | | | | |
| | | | | | | |
| | | IN: 8:10 AM RD-40 | | | | |
| | | OUT. 9:00 AM TR-18 | | | | |

PLACARDS TENDERED: YES ☐ NO ☐

**Note** — (1) Where the rate is dependent on value, shippers are required to state specifically in writing the agreed or declared value of the property, as follows: "The agreed or declared value of the property is hereby specifically stated by the shipper to be not exceeding _____ per _____."
(2) Where the applicable tariff provisions specify a limitation of the carrier's liability absent a release or a value declaration by the shipper and the shipper does not release the carrier's liability or declare a value, the carrier's liability shall be limited to the extent provided by such provisions. See NMFC Item 172.
(3) Commodities requiring special or additional care or attention in handling or stowing must be so marked and packaged as to ensure safe transportation. See Section 2(e) of item 360, Bills of Lading, Freight Bills and Statements of Charges and Section 1(a) of the Contract Terms and Conditions for a list of such articles.

I hereby declare that the contents of this consignment are fully and accurately described above by the proper shipping name and are classified, packaged, marked and labelled/placarded, and are in all respects in proper condition for transport according to applicable international and national governmental regulations.

_____ Signature

REMIT C.O.D. TO: ADDRESS

**COD** Amt: $

C.O.D. FEE: PREPAID ☐ COLLECT ☐ $

Subject to Section 7 of the conditions, if this shipment is to be delivered to the consignee without recourse on the consignor, the consignor shall sign the following statement:
The carrier shall not make delivery of this shipment without payment of freight and all other lawful charges.

_____ (Signature of Consignor)

TOTAL CHARGES $

FREIGHT CHARGES
FREIGHT PREPAID except when box at right is checked ☐ Check box if charges are to be collect

RECEIVED, subject to the classifications and tariffs in effect on the date of the issue of this Bill of Lading, the property described above in apparent good order, except as noted (contents and condition of contents of packages unknown), marked, consigned, and destined as indicated above which said carrier (the word carrier being understood throughout this contract as meaning any person or corporation in possession of the property under the contract) agrees to carry to its usual place of delivery at said destination, if on its route, otherwise to deliver to another carrier on the route to said destination. It is mutually agreed as to each carrier of all or any of, said property over all or any portion of said route to destination and as to each party at any time interested in all or any said property, that every service to be performed hereunder shall be subject to all the bill of lading terms and conditions in the governing classification on the date of shipment.

Shipper hereby certifies that he is familiar with all the lading terms and conditions in the governing classification and the said terms and conditions are hereby agreed to by the shipper and accepted for himself and his assigns.

SHIPPER Colonial Pipeline

PER Tim Moyer for Adam Harris@CPL/J.L. Moyer

12-29-21

CARRIER Covanta ENV Solutions

PER Bill Johnston Bill Johnston

DATE 12-29-21

1

Permanent post-office address of shipper.

PRINTED ON RECYCLED PAPER USING SOYBEAN INK PRINTED WITH SOY INK

STYLE F370-3 © 2012 LABELMASTER® (800) 621-5808 www.labelmaster.com

**COVANTA**
**Environmental Solutions**

RD-40
TR-18

SO252372

Corporate Office
5300 N 33rd St. - Milwaukee, WI 53209
Phone: 800-842-9792 Fax: 414-461-3812

# BILL OF LADING

| 1. Shipper ID Number | 2. Page 1 of | 3. Emergency Response Phone | 4. Tracking Number |
|---|---|---|---|
| NCVSQG | | (800) 814-1204 | CES 143913 |

**SHIPPER**

5. Shipper's Name and Mailing Address
Colonial Pipeline Company
14108 Huntersville-Concord Road
Huntersvile North Carolina 28078
Shipper's Phone:

Shipper's Site Address (if different than mailing address)
Colonial Pipeline Company
14108 Huntersville-Concord Road
Huntersvile North Carolina 28078

6. Transporter 1 Company Name
Covanta Environmental Solutions
U.S. EPA ID Number: PAR000043026

7. Transporter 2 Company Name
U.S. EPA ID Number:

8. Consignee Name and Site Address
Covanta Environmental Solutions LLC
2503 Fayetteville Street
Asheboro NC 27203 (336) 683-0911
Facility's Phone:
U.S. EPA ID Number: NCR000135384

| HM | 9. Shipping Name and Description | 10. Containers No. | 10. Containers Type | 11. Total Quantity | 12. Unit Wt./Vol. | |
|---|---|---|---|---|---|---|
| | 1. X NA1993, Combustible liquid, n.o.s., (Contains <10% Gasoline), Comb liq, III, ERG# 128 | 1 | TT | 5100 | G | PLACARD? YES ☐ None NO ☐ |
| | 2. | | | | | PLACARD? YES ☐ NO ☐ |
| | 3. | | | | | PLACARD? YES ☐ NO ☐ |
| | 4. | | | | | PLACARD? YES ☐ NO ☐ |

13. Special Handling Instructions and Additional Information
1 5005955 Petroleum Contact Water CWT: N/A PO#:

Trailer # TR-18
Emergency Response Guide Onboard
Site arrival time 10:10 am
Site departure time 1:45 pm
www.covanta.com

**14. SHIPPER'S CERTIFICATION:** I certify the materials are accurately described.
Shipper's/Offeror's Printed/Typed Name: Tim Moyer for Adam Harris@CPL
Signature: T-L-Moya
Month 12 Day 29 Year 21

**INT'L**

15. International Shipments ☐ Import to U.S. ☐ Export from U.S. Port of entry/exit:
Transporter Signature (for exports only): Date leaving U.S.:

**TRANSPORTER**

16. Transporter Acknowledgment of Receipt of Materials
Transporter 1 Printed/Typed Name: Bill Johnston
Signature: Bill Johnston
Month 12 Day 29 Year 21
Transporter 2 Printed/Typed Name:
Signature:
Month Day Year

**DESIGNATED CONSIGNEE**

17. Discrepancy
17a. Discrepancy Indication Space ☐ Quantity ☐ Type ☐ Residue ☐ Partial Rejection ☐ Full Rejection
Bill of Lading Reference Number:
17b. Alternate Consignee (or Shipper)
U.S. EPA ID Number:
Facility's Phone:
17c. Signature of Alternate Consignee (or Shipper)
Month Day Year

18. Designated Receiving Facility Owner or Operator: Certification of receipt of materials covered by the bill of lading except as noted in Item 17a
Printed/Typed Name: KatineDavis
Signature:
Month 12 Day 29 Year 21

**COVANTA**
**Environmental Solutions**

JKH 38 / TALH 60

SO251973

Corporate Office
5300 N 33rd St. - Milwaukee, WI 53209
Phone: 800-842-9792 Fax: 414-461-3812

**BILL OF LADING**

| 1. Shipper ID Number | 2. Page 1 of | 3. Emergency Response Phone | 4. Tracking Number |
|---|---|---|---|
| NCVSQG | | (800) 814-1204 | CES 152300 |

5. Shipper's Name and Mailing Address
Colonial Pipeline Company
14108 Huntersville-Concord Road
Huntersvile North Carolina 28078
Shipper's Phone:

Shipper's Site Address (if different than mailing address)
Colonial Pipeline Company
14108 Huntersville-Concord Road
Huntersvile North Carolina 28078

6. Transporter 1 Company Name: Covanta Environmental Solutions — U.S. EPA ID Number: PAR000043026

7. Transporter 2 Company Name — U.S. EPA ID Number:

8. Consignee Name and Site Address
Covanta Environmental Solutions LLC
2503 Fayetteville Street
Asheboro NC 27203 (336) 683-0911
Facility's Phone:

U.S. EPA ID Number: NCR000135384

| HM | 9. Shipping Name and Description | 10. Containers No. | 10. Containers Type | 11. Total Quantity | 12. Unit Wt./Vol. | |
|---|---|---|---|---|---|---|
| | 1. X NA1993, Combustible liquid, n.o.s., (Contains <10% Gasoline), Comb liq, III, ERG# 128 | 1 | TT | 5125 | G | PLACARD? None YES ☐ NO ☐ |
| | 2. | | | | | PLACARD? YES ☐ NO ☐ |
| | 3. | | | | | PLACARD? YES ☐ NO ☐ |
| | 4. | | | | | PLACARD? YES ☐ NO ☐ |

13. Special Handling Instructions and Additional Information

1 5005955 Petroleum Contact Water CWT: N/A PO#:

Trailer #____
Emergency Response Guide On-board
Site arrival time 11:55
Site departure time 12:15
www.covanta.com

**14. SHIPPER'S CERTIFICATION:** I certify the materials are accurately described.

| Shipper's/Offeror's Printed/Typed Name | Signature | Month | Day | Year |
|---|---|---|---|---|
| Tim Moyer for Adam Harris @ CPL | T. L. Moyer | 12 | 29 | 21 |

**INT'L**

15. International Shipments ☐ Import to U.S. ☐ Export from U.S. Port of entry/exit:
Transporter Signature (for exports only): Date leaving U.S.:

**TRANSPORTER**

16. Transporter Acknowledgment of Receipt of Materials

| Transporter 1 Printed/Typed Name | Signature | Month | Day | Year |
|---|---|---|---|---|
| Bobby Jarrett | Bobby Jarrett | 12 | 29 | 21 |
| Transporter 2 Printed/Typed Name | Signature | Month | Day | Year |
| | | | | |

**DESIGNATED CONSIGNEE**

17. Discrepancy

17a. Discrepancy Indication Space ☐ Quantity ☐ Type ☐ Residue ☐ Partial Rejection ☐ Full Rejection

Bill of Lading Reference Number:

17b. Alternate Consignee (or Shipper) — U.S. EPA ID Number
Facility's Phone:

17c. Signature of Alternate Consignee (or Shipper) — Month Day Year

18. Designated Receiving Facility Owner or Operator: Certification of receipt of materials covered by the bill of lading except as noted in Item 17a

| Printed/Typed Name | Signature | Month | Day | Year |
|---|---|---|---|---|
| Kaline Davis | | 12 | 29 | 21 |

**COVANTA**
**Environmental Solutions**

RD 40
TR-18

SO252371

Corporate Office
5300 N 33rd St. - Milwaukee, WI 53209
Phone: 800-842-9792 Fax: 414-461-3812

**BILL OF LADING**

| 1. Shipper ID Number | 2. Page 1 of | 3. Emergency Response Phone | 4. Tracking Number |
|---|---|---|---|
| NCVSQG | | (800) 814-1204 | CES 143914 |

**SHIPPER**

5. Shipper's Name and Mailing Address
Colonial Pipeline Company
14108 Huntersville-Concord Road
Huntersvile North Carolina 28078
Shipper's Phone:

Shipper's Site Address (if different than mailing address)
Colonial Pipeline Company
14108 Huntersville-Concord Road
Huntersvile North Carolina 28078

6. Transporter 1 Company Name: Covanta Environmental Solutions
U.S. EPA ID Number: PAR000043026

7. Transporter 2 Company Name:
U.S. EPA ID Number:

8. Consignee Name and Site Address
Covanta Environmental Solutions LLC
2503 Fayetteville Street
Asheboro NC 27203 (336) 683-0911
Facility's Phone:
U.S. EPA ID Number: NCR000135384

| HM | 9. Shipping Name and Description | 10. Containers No. | 10. Containers Type | 11. Total Quantity | 12. Unit Wt./Vol. | |
|---|---|---|---|---|---|---|
| | 1. X NA1993, Combustible liquid, n.o.s., (Contains <10% Gasoline), Comb liq, III, ERG# 128 | 1 | TT | 5200 | G | PLACARD? None YES ☐ NO ☐ |
| | 2. | | | | | PLACARD? YES ☐ NO ☐ |
| | 3. | | | | | PLACARD? YES ☐ NO ☐ |
| | 4. | | | | | PLACARD? YES ☐ NO ☐ |

13. Special Handling Instructions and Additional Information
1 5005955 Petroleum Contact Water CWT: N/A PO#:

Trailer # TR-18
Emergency Response Guide On-board
Site arrival time 10:50 AM
Site departure time 11:20
www.covanta.com

**14. SHIPPER'S CERTIFICATION:** I certify the materials are accurately described.

Shipper's/Offeror's Printed/Typed Name: Tim Moyer for Adam Harris @ CPL
Signature: T. L. Moyer
Month 12 Day 29 Year 21

**INT'L**

15. International Shipments ☐ Import to U.S. ☐ Export from U.S. Port of entry/exit:
Transporter Signature (for exports only): Date leaving U.S.:

**TRANSPORTER**

16. Transporter Acknowledgment of Receipt of Materials

Transporter 1 Printed/Typed Name: Bill Johnston
Signature: Bill Johnston
Month 12 Day 29 Year 21

Transporter 2 Printed/Typed Name:
Signature:
Month Day Year

**DESIGNATED CONSIGNEE**

17. Discrepancy

17a. Discrepancy Indication Space ☐ Quantity ☐ Type ☐ Residue ☐ Partial Rejection ☐ Full Rejection

Bill of Lading Reference Number:

17b. Alternate Consignee (or Shipper)
U.S. EPA ID Number:
Facility's Phone:

17c. Signature of Alternate Consignee (or Shipper)
Month Day Year

18. Designated Receiving Facility Owner or Operator: Certification of receipt of materials covered by the bill of lading except as noted in Item 17a

Printed/Typed Name: Sherry Ferrell
Signature: Sherry Ferrell
Month 12 Day 29 Year 21

**COVANTA**
**Environmental Solutions**

TK# 38 / Trc #460

SO252374

Corporate Office
5300 N 33rd St. - Milwaukee, WI 53209
Phone: 800-842-9792 Fax: 414-461-3812

**BILL OF LADING**

| 1. Shipper ID Number | 2. Page 1 of | 3. Emergency Response Phone | 4. Tracking Number |
|---|---|---|---|
| NCVSQG | | (800) 814-1204 | CES 143912 |

**SHIPPER**

5. Shipper's Name and Mailing Address
Colonial Pipeline Company
14108 Huntersville-Concord Road
Huntersvile North Carolina 28078
Shipper's Phone:

Shipper's Site Address (if different than mailing address)
Colonial Pipeline Company
14108 Huntersville-Concord Road
Huntersvile North Carolina 28078

6. Transporter 1 Company Name
Covanta Environmental Solutions
U.S. EPA ID Number
PAR000043026

7. Transporter 2 Company Name
U.S. EPA ID Number

8. Consignee Name and Site Address
Covanta Environmental Solutions LLC
2503 Fayetteville Street
Asheboro NC 27203 (336) 683-0911
Facility's Phone:
U.S. EPA ID Number
NCR000135384

| HM | 9. Shipping Name and Description | 10. Containers No. | 10. Containers Type | 11. Total Quantity | 12. Unit Wt./Vol. | |
|---|---|---|---|---|---|---|
| | 1. X NA1993, Combustible liquid, n.o.s., (Contains <10% Gasoline), Comb liq, III, ERG# 128 | 1 | TT | 5725 | G | PLACARD? YES ☐ None ☐ |
| | 2. | | | | | PLACARD? YES ☐ NO ☐ |
| | 3. | | | | | PLACARD? YES ☐ NO ☐ |
| | 4. | | | | | PLACARD? YES ☐ NO ☐ |

13. Special Handling Instructions and Additional Information
1 5005955 Petroleum Contact Water CWT: N/A PO#:

Trailer #____
Emergency Response Guide On-board
Site arrival time 7:48
Site departure time 8:15
www.covanta.com

**14. SHIPPER'S CERTIFICATION:** I certify the materials are accurately described.

Shipper's/Offeror's Printed/Typed Name: Tim Moyer for Adam Harris@ CPL
Signature: T. C. Moy
Month 12 Day 29 Year 21

**INT'L**

15. International Shipments ☐ Import to U.S. ☐ Export from U.S. Port of entry/exit:
Transporter Signature (for exports only): Date leaving U.S.:

**TRANSPORTER**

16. Transporter Acknowledgment of Receipt of Materials

Transporter 1 Printed/Typed Name: Bobby Jarrett
Signature: Bobby Jarrett
Month 12 Day 29 Year 21

Transporter 2 Printed/Typed Name:
Signature:
Month Day Year

**DESIGNATED CONSIGNEE**

17. Discrepancy

17a. Discrepancy Indication Space ☐ Quantity ☐ Type ☐ Residue ☐ Partial Rejection ☐ Full Rejection

Bill of Lading Reference Number:

17b. Alternate Consignee (or Shipper)
U.S. EPA ID Number
Facility's Phone:

17c. Signature of Alternate Consignee (or Shipper)
Month Day Year

18. Designated Receiving Facility Owner or Operator: Certification of receipt of materials covered by the bill of lading except as noted in Item 17a

Printed/Typed Name: KalineDavis
Signature:
Month 12 Day 29 Year 21

**COVANTA**
**Environmental Solutions**

RD-40 TR-18

SO248180

Corporate Office
5300 N 33rd St. - Milwaukee, WI 53209
Phone: 800-842-9792 Fax: 414-461-3812

**BILL OF LADING**

| 1. Shipper ID Number | 2. Page 1 of | 3. Emergency Response Phone | 4. Tracking Number |
|---|---|---|---|
| NCVSQG | | (800) 814-1204 | CES 143929 |

**SHIPPER**

5. Shipper's Name and Mailing Address
Colonial Pipeline Company
14108 Huntersville-Concord Road
Huntersvile North Carolina 28078
Shipper's Phone:

Shipper's Site Address (if different than mailing address)
Colonial Pipeline Company
14108 Huntersville-Concord Road
Huntersvile North Carolina 28078

6. Transporter 1 Company Name: Covanta Environmental Solutions
U.S. EPA ID Number: PAR000043026

7. Transporter 2 Company Name:
U.S. EPA ID Number:

8. Consignee Name and Site Address
Covanta Environmental Solutions LLC
2503 Fayetteville Street
Asheboro NC 27203 (336) 683-0911
Facility's Phone:

U.S. EPA ID Number: NCR000135384

| HM | 9. Shipping Name and Description | 10. Containers No. | 10. Containers Type | 11. Total Quantity | 12. Unit Wt./Vol. | |
|---|---|---|---|---|---|---|
| X | 1. NA1993, Combustible liquid, n.o.s., (Contains <10% Gasoline), Comb liq, III, ERG# 128 | 1 | TT | 5125 | G | PLACARD? None YES ☐ NO ☐ |
| | 2. | | | | | PLACARD? YES ☐ NO ☐ |
| | 3. | | | | | PLACARD? YES ☐ NO ☐ |
| | 4. | | | | | PLACARD? YES ☐ NO ☐ |

13. Special Handling Instructions and Additional Information
1 5005955 Petroleum Contact Water CWT: N/A PO#:

Trailer # TR-18
Emergency Response Guide On-board
Site arrival time 12:00 PM
Site departure time 02:30 PM
www.covanta.com

**14. SHIPPER'S CERTIFICATION:** I certify the materials are accurately described.

Shipper's/Offeror's Printed/Typed Name: Tim Moyer for Adam Harris @ CPL
Signature: T. L. Moyer
Month 12 Day 30 Year 21

**INT'L**

15. International Shipments ☐ Import to U.S. ☐ Export from U.S. Port of entry/exit:
Transporter Signature (for exports only): Date leaving U.S.:

**TRANSPORTER**

16. Transporter Acknowledgment of Receipt of Materials

Transporter 1 Printed/Typed Name: Bill Johnston
Signature: Bill Johnston
Month 12 Day 30 Year 21

Transporter 2 Printed/Typed Name:
Signature:
Month Day Year

**DESIGNATED CONSIGNEE**

17. Discrepancy

17a. Discrepancy Indication Space ☐ Quantity ☐ Type ☐ Residue ☐ Partial Rejection ☐ Full Rejection

Bill of Lading Reference Number:

17b. Alternate Consignee (or Shipper)
U.S. EPA ID Number
Facility's Phone:

17c. Signature of Alternate Consignee (or Shipper)
Month Day Year

18. Designated Receiving Facility Owner or Operator: Certification of receipt of materials covered by the bill of lading except as noted in Item 17a

Printed/Typed Name: Kaline Davis
Signature:
Month 12 Day 30 Year 21

**COVANTA**
**Environmental Solutions**

TK# 38 / TRC # 60

SO245997

Corporate Office
5300 N 33rd St. - Milwaukee, WI 53209
Phone: 800-842-9792 Fax: 414-461-3812

SHIPPER

| BILL OF LADING | 1. Shipper ID Number | 2. Page 1 of | 3. Emergency Response Phone | 4. Tracking Number |
|---|---|---|---|---|
| | NCVSQG | | (800) 814-1204 | CES 143930 |

5. Shipper's Name and Mailing Address
Colonial Pipeline Company
14108 Huntersville-Concord Road
Huntersvile North Carolina 28078
Shipper's Phone:

Shipper's Site Address (if different than mailing address)
Colonial Pipeline Company
14108 Huntersville-Concord Road
Huntersvile North Carolina 28078

6. Transporter 1 Company Name: Covanta Environmental Solutions — U.S. EPA ID Number: PAR000043026

7. Transporter 2 Company Name — U.S. EPA ID Number:

8. Consignee Name and Site Address
Covanta Environmental Solutions LLC
2503 Fayetteville Street
Asheboro NC 27203 (336) 683-0911
Facility's Phone:
U.S. EPA ID Number: NCR000135384

| HM | 9. Shipping Name and Description | 10. Containers No. | 10. Containers Type | 11. Total Quantity | 12. Unit Wt./Vol. | |
|---|---|---|---|---|---|---|
| X | 1. NA1993, Combustible liquid, n.o.s., (Contains <10% Gasoline), Comb liq, III, ERG# 128 | 1 TT | | 8128 | G | None PLACARD? YES ☐ NO ☐ |
| | 2. | | | | | PLACARD? YES ☐ NO ☐ |
| | 3. | | | | | PLACARD? YES ☐ NO ☐ |
| | 4. | | | | | PLACARD? YES ☐ NO ☐ |

13. Special Handling Instructions and Additional Information

1 5005955 Petroleum Contact Water CWT: N/A PO#:

Trailer #____
Emergency Response Guide On-board
Site arrival time 12:30
Site departure time 1:70
www.covanta.com

**14. SHIPPER'S CERTIFICATION:** I certify the materials are accurately described.

Shipper's/Offeror's Printed/Typed Name: Deric Reaper — Signature: [signature] — Month 12 Day 30 Year 21

INT'L

15. International Shipments ☐ Import to U.S. ☐ Export from U.S. Port of entry/exit:
Transporter Signature (for exports only): Date leaving U.S.:

TRANSPORTER

16. Transporter Acknowledgment of Receipt of Materials

Transporter 1 Printed/Typed Name: Bobby Jarnett — Signature: [signature] — Month 12 Day 30 Year 21

Transporter 2 Printed/Typed Name — Signature — Month Day Year

DESIGNATED CONSIGNEE

17. Discrepancy

17a. Discrepancy Indication Space ☐ Quantity ☐ Type ☐ Residue ☐ Partial Rejection ☐ Full Rejection

Bill of Lading Reference Number:

17b. Alternate Consignee (or Shipper) — U.S. EPA ID Number

Facility's Phone:

17c. Signature of Alternate Consignee (or Shipper) — Month Day Year

18. Designated Receiving Facility Owner or Operator: Certification of receipt of materials covered by the bill of lading except as noted in Item 17a

Printed/Typed Name: Kaline Davis — Signature: [signature] — Month 12 Day 30 Year 21

**COVANTA**
**Environmental Solutions**

RD-40
SO245965 TR-18

Corporate Office
5300 N 33rd St. - Milwaukee, WI 53209
Phone: 800-842-9792 Fax: 414-461-3812

**BILL OF LADING**

| 1. Shipper ID Number | 2. Page 1 of | 3. Emergency Response Phone | 4. Tracking Number |
|---|---|---|---|
| NCVSQG | | (800) 814-1204 | CES 143932 |

**SHIPPER**

5. Shipper's Name and Mailing Address
Colonial Pipeline Company
14108 Huntersville-Concord Road
Huntersvile North Carolina 28078
Shipper's Phone:

Shipper's Site Address (if different than mailing address)
Colonial Pipeline Company
14108 Huntersville-Concord Road
Huntersvile North Carolina 28078

6. Transporter 1 Company Name: Covanta Environmental Solutions
U.S. EPA ID Number: PAR000043026

7. Transporter 2 Company Name:
U.S. EPA ID Number:

8. Consignee Name and Site Address
Covanta Environmental Solutions LLC
2503 Fayetteville Street
Asheboro NC 27203 (336) 683-0911
Facility's Phone:
U.S. EPA ID Number: NCR000135384

| HM | 9. Shipping Name and Description | 10. Containers No. | 10. Containers Type | 11. Total Quantity | 12. Unit Wt./Vol. | |
|---|---|---|---|---|---|---|
| X | 1. NA1993, Combustible liquid, n.o.s., (Contains <10% Gasoline), Comb liq, III, ERG# 128 | 1 | TT | 5200 | G | PLACARD? None YES ☐ NO ☐ |
| | 2. | | | | | PLACARD? YES ☐ NO ☐ |
| | 3. | | | | | PLACARD? YES ☐ NO ☐ |
| | 4. | | | | | PLACARD? YES ☐ NO ☐ |

13. Special Handling Instructions and Additional Information
1 5005955 Petroleum Contact Water CWT: N/A PO#:

Trailer # TR-18
Emergency Response Guide On-board
Site arrival time 9:40 Am
Site departure time 10:10 Am
www.covanta.com

**14. SHIPPER'S CERTIFICATION:** I certify the materials are accurately described.
Shipper's/Offeror's Printed/Typed Name: Tim Moyer For Adam Harris @ CPL
Signature: T.L. Moyer
Month 12 Day 30 Year 21

**INT'L**
15. International Shipments ☐ Import to U.S. ☐ Export from U.S. Port of entry/exit:
Transporter Signature (for exports only): Date leaving U.S.:

**TRANSPORTER**
16. Transporter Acknowledgment of Receipt of Materials
Transporter 1 Printed/Typed Name: Bill Johnston
Signature: Bill Johnston
Month 12 Day 30 Year 21
Transporter 2 Printed/Typed Name:
Signature:
Month Day Year

**DESIGNATED CONSIGNEE**
17. Discrepancy
17a. Discrepancy Indication Space ☐ Quantity ☐ Type ☐ Residue ☐ Partial Rejection ☐ Full Rejection
Bill of Lading Reference Number:
17b. Alternate Consignee (or Shipper)
U.S. EPA ID Number:
Facility's Phone:
17c. Signature of Alternate Consignee (or Shipper)
Month Day Year

18. Designated Receiving Facility Owner or Operator: Certification of receipt of materials covered by the bill of lading except as noted in Item 17a
Printed/Typed Name: Sherry Farrell
Signature: Sherry Farrell
Month 12 Day 30 Year 21

**COVANTA**
**Environmental Solutions**

RD-40
TR-18

SO245966

Corporate Office
5300 N 33rd St. - Milwaukee, WI 53209
Phone: 800-842-9792 Fax: 414-461-3812

**BILL OF LADING**

| 1. Shipper ID Number | 2. Page 1 of | 3. Emergency Response Phone | 4. Tracking Number |
|---|---|---|---|
| NCVSQG | | (800) 814-1204 | CES 143933 |

**SHIPPER**

5. Shipper's Name and Mailing Address
Colonial Pipeline Company
14108 Huntersville-Concord Road
Huntersvile North Carolina 28078
Shipper's Phone:

Shipper's Site Address (if different than mailing address)
Colonial Pipeline Company
14108 Huntersville-Concord Road
Huntersvile North Carolina 28078

6. Transporter 1 Company Name
Covanta Environmental Solutions
U.S. EPA ID Number: PAR000043026

7. Transporter 2 Company Name
U.S. EPA ID Number:

8. Consignee Name and Site Address
Covanta Environmental Solutions LLC
2503 Fayetteville Street
Asheboro NC 27203 (336) 683-0911
Facility's Phone:
U.S. EPA ID Number: NCR000135384

| HM | 9. Shipping Name and Description | 10. Containers No. | 10. Containers Type | 11. Total Quantity | 12. Unit Wt./Vol. | |
|---|---|---|---|---|---|---|
| X | 1. NA1993, Combustible liquid, n.o.s., (Contains <10% Gasoline), Comb liq, III, ERG# 128 | 1 | TT | 5200 | G | PLACARD? YES ☐ NO ☐ None |
| | 2. | | | | | PLACARD? YES ☐ NO ☐ |
| | 3. | | | | | PLACARD? YES ☐ NO ☐ |
| | 4. | | | | | PLACARD? YES ☐ NO ☐ |

13. Special Handling Instructions and Additional Information
1 5005955 Petroleum Contact Water CWT: N/A PO#:

Trailer # TR-18
Emergency Response Guide On-board
Site arrival time 7:20 AM
Site departure time 7:50 AM
www.covanta.com

**14. SHIPPER'S CERTIFICATION:** I certify the materials are accurately described.

Shipper's/Offeror's Printed/Typed Name: Tim Moyer for Adam Harris @ CPL
Signature: T. L. Moyer
Month 12 Day 30 Year 21

**INT'L**

15. International Shipments ☐ Import to U.S. ☐ Export from U.S. Port of entry/exit:
Transporter Signature (for exports only): Date leaving U.S.:

**TRANSPORTER**

16. Transporter Acknowledgment of Receipt of Materials

Transporter 1 Printed/Typed Name: Bill Johnston
Signature: Bill Johnston
Month 12 Day 30 Year 21

Transporter 2 Printed/Typed Name:
Signature:
Month Day Year

**DESIGNATED CONSIGNEE**

17. Discrepancy

17a. Discrepancy Indication Space ☐ Quantity ☐ Type ☐ Residue ☐ Partial Rejection ☐ Full Rejection

Bill of Lading Reference Number:

17b. Alternate Consignee (or Shipper)
U.S. EPA ID Number:
Facility's Phone:

17c. Signature of Alternate Consignee (or Shipper)
Month Day Year

18. Designated Receiving Facility Owner or Operator: Certification of receipt of materials covered by the bill of lading except as noted in Item 17a

Printed/Typed Name: Sherry Ferrell
Signature:
Month 12 Day 30 Year 21

**COVANTA**
**Environmental Solutions**

JK# 38/JRC#60 SO245999

Corporate Office
5300 N 33rd St. - Milwaukee, WI 53209
Phone: 800-842-9792 Fax: 414-461-3812

**BILL OF LADING**

| 1. Shipper ID Number | 2. Page 1 of | 3. Emergency Response Phone | 4. Tracking Number |
|---|---|---|---|
| NCVSQG | | (800) 814-1204 | CES 143931 |

**SHIPPER**

5. Shipper's Name and Mailing Address
Colonial Pipeline Company
14108 Huntersville-Concord Road
Huntersvile North Carolina 28078
Shipper's Phone:

Shipper's Site Address (if different than mailing address)
Colonial Pipeline Company
14108 Huntersville-Concord Road
Huntersvile North Carolina 28078

6. Transporter 1 Company Name: Covanta Environmental Solutions — U.S. EPA ID Number: PAR000043026

7. Transporter 2 Company Name — U.S. EPA ID Number:

8. Consignee Name and Site Address
Covanta Environmental Solutions LLC
2503 Fayetteville Street
Asheboro NC 27203 (336) 683-0911
Facility's Phone:

U.S. EPA ID Number: NCR000135384

| HM | 9. Shipping Name and Description | 10. Containers No. | 10. Containers Type | 11. Total Quantity | 12. Unit Wt./Vol. | |
|---|---|---|---|---|---|---|
| X | 1. NA1993, Combustible liquid, n.o.s., (Contains <10% Gasoline), Comb liq, III, ERG# 128 | 1 | TT | 5125 | G | PLACARD? None YES ☐ NO ☐ |
| | 2. | | | | | PLACARD? YES ☐ NO ☐ |
| | 3. | | | | | PLACARD? YES ☐ NO ☐ |
| | 4. | | | | | PLACARD? YES ☐ NO ☐ |

13. Special Handling Instructions and Additional Information
1 5005955 Petroleum Contact Water CWT: N/A PO#:

Trailer #:
Emergency Response Guide On-board
Site arrival time 8:00
Site departure time 8:30
www.covanta.com

**14. SHIPPER'S CERTIFICATION:** I certify the materials are accurately described.

Shipper's/Offeror's Printed/Typed Name: Tim Moyer For Adam Harris @ CPL — Signature: T. L. Moy — Month 12 Day 30 Year 21

**INT'L**

15. International Shipments ☐ Import to U.S. ☐ Export from U.S. Port of entry/exit:
Transporter Signature (for exports only): Date leaving U.S.:

**TRANSPORTER**

16. Transporter Acknowledgment of Receipt of Materials

Transporter 1 Printed/Typed Name: Bobby Jarrett — Signature: Bobby Jarrett — Month 12 Day 30 Year 21

Transporter 2 Printed/Typed Name — Signature — Month Day Year

**DESIGNATED CONSIGNEE**

17. Discrepancy

17a. Discrepancy Indication Space ☐ Quantity ☐ Type ☐ Residue ☐ Partial Rejection ☐ Full Rejection

Bill of Lading Reference Number:

17b. Alternate Consignee (or Shipper) — U.S. EPA ID Number
Facility's Phone:

17c. Signature of Alternate Consignee (or Shipper) — Month Day Year

18. Designated Receiving Facility Owner or Operator: Certification of receipt of materials covered by the bill of lading except as noted in Item 17a

Printed/Typed Name: Katine Davis — Signature — Month 12 Day 30 Year 21

**COVANTA**
**Environmental Solutions**

RD-40
SO253261 TR-18

Corporate Office
5300 N 33rd St. - Milwaukee, WI 53209
Phone: 800-842-9792 Fax: 414-461-3812

# BILL OF LADING

| 1. Shipper ID Number | 2. Page 1 of | 3. Emergency Response Phone | 4. Tracking Number |
|---|---|---|---|
| NCVSQG | | (800) 814-1204 | CES 143936 |

**SHIPPER**

5. Shipper's Name and Mailing Address
Colonial Pipeline Company
14108 Huntersville-Concord Road
Huntersvile North Carolina 28078
Shipper's Phone:

Shipper's Site Address (if different than mailing address)
Colonial Pipeline Company
14108 Huntersville-Concord Road
Huntersvile North Carolina 28078

6. Transporter 1 Company Name: Covanta Environmental Solutions
U.S. EPA ID Number: PAR000043026

7. Transporter 2 Company Name:
U.S. EPA ID Number:

8. Consignee Name and Site Address
Covanta Environmental Solutions LLC
2503 Fayetteville Street
Asheboro NC 27203 (336) 683-0911
Facility's Phone:
U.S. EPA ID Number: NCR000135384

| HM | 9. Shipping Name and Description | 10. Containers No. | 10. Containers Type | 11. Total Quantity | 12. Unit Wt./Vol. | |
|---|---|---|---|---|---|---|
| X | 1. NA1993, Combustible liquid, n.o.s., (Contains <10% Gasoline), Comb liq, III, ERG# 128 | 1 | TT | 5125 | G | PLACARD? None YES ☐ NO ☐ |
| | 2. | | | | | PLACARD? YES ☐ NO ☐ |
| | 3. | | | | | PLACARD? YES ☐ NO ☐ |
| | 4. | | | | | PLACARD? YES ☐ NO ☐ |

13. Special Handling Instructions and Additional Information
1 5005955 Petroleum Contact Water CWT: N/A PO#:

Trailer # TR-18
Emergency Response Guide On-board
Site arrival time 7:30 AM
Site departure time 8:00 AM
www.covanta.com

**14. SHIPPER'S CERTIFICATION:** I certify the materials are accurately described.

| Shipper's/Offeror's Printed/Typed Name | Signature | Month | Day | Year |
|---|---|---|---|---|
| Tim Moyer for Adam Harris @ CPL | T.L. Moyer | 12 | 31 | 21 |

**INT'L**

15. International Shipments ☐ Import to U.S. ☐ Export from U.S. Port of entry/exit:
Transporter Signature (for exports only): Date leaving U.S.:

**TRANSPORTER**

16. Transporter Acknowledgment of Receipt of Materials

| Transporter 1 Printed/Typed Name | Signature | Month | Day | Year |
|---|---|---|---|---|
| Bill Johnston | Bill Johnston | 12 | 31 | 21 |
| Transporter 2 Printed/Typed Name | Signature | Month | Day | Year |
| | | | | |

**DESIGNATED CONSIGNEE**

17. Discrepancy
17a. Discrepancy Indication Space ☐ Quantity ☐ Type ☐ Residue ☐ Partial Rejection ☐ Full Rejection
Bill of Lading Reference Number:

17b. Alternate Consignee (or Shipper)
U.S. EPA ID Number:
Facility's Phone:

17c. Signature of Alternate Consignee (or Shipper) Month Day Year

18. Designated Receiving Facility Owner or Operator: Certification of receipt of materials covered by the bill of lading except as noted in Item 17a

| Printed/Typed Name | Signature | Month | Day | Year |
|---|---|---|---|---|
| Kaline Davis | | 12 | 31 | 21 |

**COVANTA**
**Environmental Solutions**

TK# 38 / TRC #60

SO253258

Corporate Office
5300 N 33rd St. - Milwaukee, WI 53209
Phone: 800-842-9792 Fax: 414-461-3812

# BILL OF LADING

| 1. Shipper ID Number | 2. Page 1 of | 3. Emergency Response Phone | 4. Tracking Number |
|---|---|---|---|
| NCVSQG | | (800) 814-1204 | CES 143938 |

**SHIPPER**

5. Shipper's Name and Mailing Address
Colonial Pipeline Company
14108 Huntersville-Concord Road
Huntersvile North Carolina 28078
Shipper's Phone:

Shipper's Site Address (if different than mailing address)
Colonial Pipeline Company
14108 Huntersville-Concord Road
Huntersvile North Carolina 28078

6. Transporter 1 Company Name
Covanta Environmental Solutions
U.S. EPA ID Number: PAR000043026

7. Transporter 2 Company Name
U.S. EPA ID Number:

8. Consignee Name and Site Address
Covanta Environmental Solutions LLC
2503 Fayetteville Street
Asheboro NC 27203 (336) 683-0911
Facility's Phone:
U.S. EPA ID Number: NCR000135384

| HM | 9. Shipping Name and Description | 10. Containers No. | 10. Containers Type | 11. Total Quantity | 12. Unit Wt./Vol. | |
|---|---|---|---|---|---|---|
| X | 1. NA1993, Combustible liquid, n.o.s., (Contains <10% Gasoline), Comb liq, III, ERG# 128 | 1 | TT | 505 | G | PLACARD? None YES ☐ NO ☐ |
| | 2. | | | | | PLACARD? YES ☐ NO ☐ |
| | 3. | | | | | PLACARD? YES ☐ NO ☐ |
| | 4. | | | | | PLACARD? YES ☐ NO ☐ |

13. Special Handling Instructions and Additional Information
1 5005955 Petroleum Contact Water CWT: N/A PO#:

Trailer #:
Emergency Response Guide On-board
Site arrival time 700
Site departure time 820
www.covanta.com

**14. SHIPPER'S CERTIFICATION:** I certify the materials are accurately described.

Shipper's/Offeror's Printed/Typed Name: Tim Moyer for Adam Harris @ CPL
Signature: T.L. Moyer
Month 12 Day 31 Year 21

**INT'L**

15. International Shipments ☐ Import to U.S. ☐ Export from U.S. Port of entry/exit:
Transporter Signature (for exports only): Date leaving U.S.:

**TRANSPORTER**

16. Transporter Acknowledgment of Receipt of Materials

Transporter 1 Printed/Typed Name: Bobby Jarrett
Signature: Bobby Jarrett
Month 12 Day 31 Year 21

Transporter 2 Printed/Typed Name:
Signature:
Month Day Year

**DESIGNATED CONSIGNEE**

17. Discrepancy

17a. Discrepancy Indication Space ☐ Quantity ☐ Type ☐ Residue ☐ Partial Rejection ☐ Full Rejection

Bill of Lading Reference Number:

17b. Alternate Consignee (or Shipper)
U.S. EPA ID Number:
Facility's Phone:

17c. Signature of Alternate Consignee (or Shipper)
Month Day Year

18. Designated Receiving Facility Owner or Operator: Certification of receipt of materials covered by the bill of lading except as noted in Item 17a

Printed/Typed Name: Kaine Davis
Signature:
Month 12 Day 31 Year 21

**COVANTA**
**Environmental Solutions**

Corporate Office
5300 N 33rd St. - Milwaukee, WI 53209
Phone: 800-842-9792 Fax: 414-461-3812

SO253265

# BILL OF LADING

| 1. Shipper ID Number | 2. Page 1 of | 3. Emergency Response Phone | 4. Tracking Number |
|---|---|---|---|
| NCVSQG | 1 | (800) 814-1204 | CES 143940 |

**SHIPPER**

5. Shipper's Name and Mailing Address
Colonial Pipeline Company
14108 Huntersville-Concord Road
Huntersvile North Carolina 28078
Shipper's Phone:

Shipper's Site Address (if different than mailing address)
Colonial Pipeline Company
14108 Huntersville-Concord Road
Huntersvile North Carolina 28078

6. Transporter 1 Company Name: Covanta Environmental Solutions
U.S. EPA ID Number: PAR000043026

7. Transporter 2 Company Name:
U.S. EPA ID Number:

8. Consignee Name and Site Address
Covanta Environmental Solutions LLC
2503 Fayetteville Street
Asheboro NC 27203 (336) 683-0911
Facility's Phone:
U.S. EPA ID Number: NCR000135384

| HM | 9. Shipping Name and Description | 10. Containers No. | 10. Containers Type | 11. Total Quantity | 12. Unit Wt./Vol. | |
|---|---|---|---|---|---|---|
| | 1. X NA1993, Combustible liquid, n.o.s., (Contains <10% Gasoline), Comb liq, III, ERG# 128 | 1 | TT | 5125 G | | PLACARD? None YES ☐ NO ☐ |
| | 2. | | | | | PLACARD? YES ☐ NO ☐ |
| | 3. | | | | | PLACARD? YES ☐ NO ☐ |
| | 4. | | | | | PLACARD? YES ☐ NO ☐ |

13. Special Handling Instructions and Additional Information
1 5005955 Petroleum Contact Water CWT: N/A PO#:

Trailer # RD42 TR33
Emergency Response Guide On-boar
Site arrival time 830
Site departure time 0805
www.covanta.com

**14. SHIPPER'S CERTIFICATION:** I certify the materials are accurately described.

| Shipper's/Offeror's Printed/Typed Name | Signature | Month | Day | Year |
|---|---|---|---|---|
| Tim Moyer for Adam Harris @ CPL | T. J. Moy | 12 | 31 | 21 |

**INT'L**

15. International Shipments ☐ Import to U.S. ☐ Export from U.S. Port of entry/exit:
Transporter Signature (for exports only): Date leaving U.S.:

**TRANSPORTER**

16. Transporter Acknowledgment of Receipt of Materials

| Transporter 1 Printed/Typed Name | Signature | Month | Day | Year |
|---|---|---|---|---|
| Corby Tucker | Corby Tucker | 12 | 31 | 21 |
| Transporter 2 Printed/Typed Name | Signature | Month | Day | Year |
| | | | | |

**DESIGNATED CONSIGNEE**

17. Discrepancy

17a. Discrepancy Indication Space ☐ Quantity ☐ Type ☐ Residue ☐ Partial Rejection ☐ Full Rejection

Bill of Lading Reference Number:

17b. Alternate Consignee (or Shipper)
U.S. EPA ID Number
Facility's Phone:

17c. Signature of Alternate Consignee (or Shipper) | Month | Day | Year |

18. Designated Receiving Facility Owner or Operator: Certification of receipt of materials covered by the bill of lading except as noted in Item 17a

| Printed/Typed Name | Signature | Month | Day | Year |
|---|---|---|---|---|
| Katine Davis | | 12 | 31 | 21 |

**COVANTA**
**Environmental Solutions**

RD-40
TR-18

SO253260

Corporate Office
5300 N 33rd St. - Milwaukee, WI 53209
Phone: 800-842-9792 Fax: 414-461-3812

# BILL OF LADING

| 1. Shipper ID Number | 2. Page 1 of | 3. Emergency Response Phone | 4. Tracking Number |
|---|---|---|---|
| NCVSQG | | (800) 814-1204 | CES 143937 |

**SHIPPER**

5. Shipper's Name and Mailing Address
Colonial Pipeline Company
14108 Huntersville-Concord Road
Huntersvile North Carolina 28078
Shipper's Phone:

Shipper's Site Address (if different than mailing address)
Colonial Pipeline Company
14108 Huntersville-Concord Road
Huntersvile North Carolina 28078

6. Transporter 1 Company Name: Covanta Environmental Solutions
U.S. EPA ID Number: PAR000043026

7. Transporter 2 Company Name:
U.S. EPA ID Number:

8. Consignee Name and Site Address
Covanta Environmental Solutions LLC
2503 Fayetteville Street
Asheboro NC 27203 (336) 683-0911
Facility's Phone:
U.S. EPA ID Number: NCR000135384

| HM | 9. Shipping Name and Description | 10. Containers No. | 10. Containers Type | 11. Total Quantity | 12. Unit Wt./Vol. | |
|---|---|---|---|---|---|---|
| X | 1. NA1993, Combustible liquid, n.o.s., (Contains <10% Gasoline), Comb liq, III, ERG# 128 | 1 | TT | 5076 | G | PLACARD? YES ☐ NO ☐ None |
| | 2. | | | | | PLACARD? YES ☐ NO ☐ |
| | 3. | | | | | PLACARD? YES ☐ NO ☐ |
| | 4. | | | | | PLACARD? YES ☐ NO ☐ |

13. Special Handling Instructions and Additional Information
1 5005955 Petroleum Contact Water CWT: N/A PO#:

Trailer # TR-18
Emergency Response Guide On-board
Site arrival time 11:20 AM
Site departure time 11:46 AM
www.covanta.com

**14. SHIPPER'S CERTIFICATION:** I certify the materials are accurately described.

Shipper's/Offeror's Printed/Typed Name: Tim Moyer for Adam Harris @ CPL
Signature: T. E. Moyer
Month 12 Day 31 Year 21

**INT'L**

15. International Shipments ☐ Import to U.S. ☐ Export from U.S. Port of entry/exit:
Transporter Signature (for exports only): Date leaving U.S.:

**TRANSPORTER**

16. Transporter Acknowledgment of Receipt of Materials

Transporter 1 Printed/Typed Name: Bill Johnston
Signature: Bill Johnston
Month 12 Day 31 Year 21

Transporter 2 Printed/Typed Name:
Signature:
Month Day Year

**DESIGNATED CONSIGNEE**

17. Discrepancy

17a. Discrepancy Indication Space ☐ Quantity ☐ Type ☐ Residue ☐ Partial Rejection ☐ Full Rejection

Bill of Lading Reference Number:

17b. Alternate Consignee (or Shipper)
U.S. EPA ID Number:
Facility's Phone:

17c. Signature of Alternate Consignee (or Shipper)
Month Day Year

18. Designated Receiving Facility Owner or Operator: Certification of receipt of materials covered by the bill of lading except as noted in Item 17a

Printed/Typed Name: Kaline Davis
Signature:
Month 12 Day 31 Year 21

**COVANTA**
**Environmental Solutions**

Corporate Office
5300 N 33rd St. - Milwaukee, WI 53209
Phone: 800-842-9792 Fax: 414-461-3812

SO253263

**BILL OF LADING**

| 1. Shipper ID Number | 2. Page 1 of | 3. Emergency Response Phone | 4. Tracking Number |
|---|---|---|---|
| NCVSQG | | (800) 814-1204 | CES 143939 |

**SHIPPER**

5. Shipper's Name and Mailing Address
Colonial Pipeline Company
14108 Huntersville-Concord Road
Huntersville North Carolina 28078
Shipper's Phone:

Shipper's Site Address (if different than mailing address)
Colonial Pipeline Company
14108 Huntersville-Concord Road
Huntersville North Carolina 28078

6. Transporter 1 Company Name
Covanta Environmental Solutions
U.S. EPA ID Number: PAR000043026

7. Transporter 2 Company Name
U.S. EPA ID Number:

8. Consignee Name and Site Address
Covanta Environmental Solutions LLC
2503 Fayetteville Street
Asheboro NC 27203 (336) 683-0911
Facility's Phone:
U.S. EPA ID Number: NCR000135384

| HM | 9. Shipping Name and Description | 10. Containers No. | 10. Containers Type | 11. Total Quantity | 12. Unit Wt./Vol. | |
|---|---|---|---|---|---|---|
| X | 1. NA1993, Combustible liquid, n.o.s., (Contains <10% Gasoline), Comb liq, III, ERG# 128 | 1 | TT | 5125 | G | PLACARD? None YES ☐ NO ☐ |
| | 2. | | | | | PLACARD? YES ☐ NO ☐ |
| | 3. | | | | | PLACARD? YES ☐ NO ☐ |
| | 4. | | | | | PLACARD? YES ☐ NO ☐ |

13. Special Handling Instructions and Additional Information
1 5005955 Petroleum Contact Water CWT: N/A PO#:

Trailer #_____
Emergency Response Guide On-board
Site arrival time 11250
Site departure time_____
www.covanta.com

**14. SHIPPER'S CERTIFICATION:** I certify the materials are accurately described.

Shipper's/Offeror's Printed/Typed Name: Jim Moyer for Adam Harris@CPL
Signature: J. L. Moy
Month 12 Day 31 Year 21

**INT'L**

15. International Shipments ☐ Import to U.S. ☐ Export from U.S. Port of entry/exit:
Transporter Signature (for exports only): Date leaving U.S.:

**TRANSPORTER**

16. Transporter Acknowledgment of Receipt of Materials

Transporter 1 Printed/Typed Name: Bobby James
Signature: Bobby James
Month 12 Day 31 Year 21

Transporter 2 Printed/Typed Name:
Signature:
Month Day Year

**DESIGNATED CONSIGNEE**

17. Discrepancy

17a. Discrepancy Indication Space ☐ Quantity ☐ Type ☐ Residue ☐ Partial Rejection ☐ Full Rejection

Bill of Lading Reference Number:

17b. Alternate Consignee (or Shipper)
U.S. EPA ID Number:
Facility's Phone:

17c. Signature of Alternate Consignee (or Shipper)
Month Day Year

18. Designated Receiving Facility Owner or Operator: Certification of receipt of materials covered by the bill of lading except as noted in Item 17a

Printed/Typed Name: Kaline Davis
Signature:
Month 12 Day 31 Year 21